



November 18, 2015

Caseville Family Medicine
7000 Main Street
Caseville, Michigan 48725
989.856.3449

Elkton Family Medicine
4970 Railroad Street
Elkton, Michigan 48731
989.375.2214

Long Term Care
170 North Caseville Road
Pigeon, Michigan 48755
989.453.5220

Sandy Shores Fitness & Physical Therapy Center
7925 Crescent Beach Road
Pigeon, Michigan 48755
989.856.3004

Scheurer Family Medical Center
168 North Caseville Road
Pigeon, Michigan 48755
989.453.2141

Scheurer Professional Center
135 North Caseville Road
Pigeon, Michigan 48755
989.453.3798

Sebewaing Family Medicine
57 South Center Street
Sebewaing, Michigan 48759
989.883.9656

Sebewaing Health Center
618 Unionville Road
Sebewaing, Michigan 48759
989.883.2617

**UNITED STATES NUCLEAR REGULATORY COMMISSION
Region III
Material Licensing Branch
2443 Warrenville Road, Suite 210
Lisle, IL 60532-4352**

Amendment to License No. 21-32250-01 Close-out of previous Nuclear Medicine Department

We have relocated into our new Nuclear Medicine Department authorized under Amendment No. 8. We are enclosing a close-out survey of the previous Nuclear Medicine Department for your review.

Thank-you for your assistance with this matter. If you have any questions or require additional information, please contact our consultant, Tracy King, at 734-662-3197.

Sincerely,

**Dwight Gascho
President and CEO
Scheurer Hospital**

- Enc: Close out survey summary
Numerical results
Map of test areas
Leak test certificate of sources

RECEIVED NOV 30 2015

Close Out Survey
Scheurer Hospital Previous Nuclear Medicine Department

All sealed sources and radioactive material was moved to the new department. At the time of the close-out survey no radioactive material was present.

Date: 11/18/15 at the end of the work day

Performed by: Tracy King, M.S., Medical Physicist, Medical Physics Consultants, Inc.

Last Receipt: November 18, 2015 was the **last date of receipt** of radioactive material.

Sealed Sources: Recent leak tests of the sealed sources which were used at this address are enclosed for your review to demonstrate that there were no long-lived contaminants at this site.

Unsealed Radionuclides: **Tc-99m and I-131 capsules less than 30 uCi were used at this location.**

Visual Check: The area was checked to ensure that all radioactive waste had been removed. No radioactive material was located.

Radiation Level Survey:

No area within the department demonstrated radiation levels in excess of the **background reading of 0.03 mR/hr**. The **scale/range used was 0 – 0.2 mR/hr**. This survey was performed on **November 18, 2015** by **Tracy King, M.S.** of Medical Physics Consultants, Inc. All exposed surfaces were surveyed at a distance of no more than 4 inches.
Survey Meter Used: **Ludlum Model 14C S/N 221735** with a thin-end window probe **calibrated on 09/16/15**.

Removable Contamination:

Wipe samples covering at least **300 square centimeters** were counted for 1 minute. Forty samples were obtained and analyzed. A conservative conversion factor of 8 dpm/cpm is used for converting the net cpm to net dpm.

Maximum removable contamination: 31 net cpm x 8 dpm/cpm
of all areas
=248 net dpm/300 cm²
=83 net dpm/100 cm²

Well Counter: Captus 3000 Sodium Iodide Well Counter
Owned and Calibrated by Medical Physics Consultants, Inc.

Measured Efficiencies:

09/28/15 with a Co-57 source for Tc-99m,

1.22 dpm/cpm, Minimum Detectable Activity is 31 dpm.

09/28/15 With a Ba-133 source for I-131 ,

7.97 dpm/cpm, Minimum Detectable Activity is 229 dpm.

See Enclosures for complete wipe test results and map of areas tested.

Conclusion:

November 18, 2015, all radioactive materials were removed from the area and no removable contamination was present.

Signed: _____

Tracy King 11-23-15
Tracy King, M.S. Medical Physicist, ABR Certified, Medical Nuclear Physics

Wipe Test Results

Surface/Object sampled:		Door and Door Knob
Sample No.	Result(net cpm)	Result(net dpm/300 cm2)
13	0	0
14	7	56
35	0	0
36	0	0

Surface/Object sampled:		Countertop
Sample No.	Result(net cpm)	Result(net dpm/300 cm2)
1	6	48
2	0	0
4	0	0
5	0	0
6	0	0
38	0	0
39	0	0
40	6	48

Surface/Object sampled:		Sink
Sample No.	Result(net cpm)	Result(net dpm/300 cm2)
3	0	0

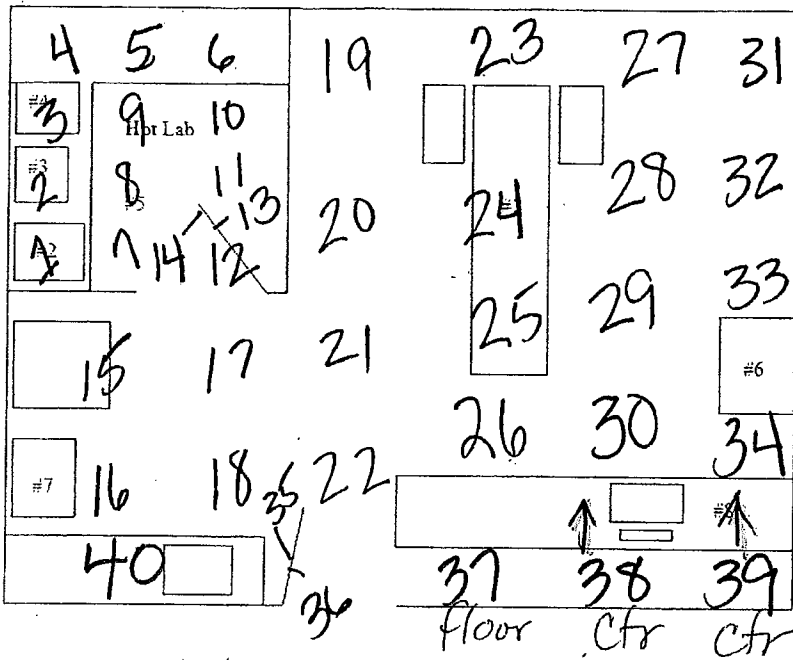
Surface/Object sampled:		Floor
Sample No.	Result(net cpm)	Result(net dpm/300 cm2)
7	7	56
8	0	0
9	0	0
10	0	0
11	7	56
12	0	0
15	5	40
16	5	40
17	0	0
18	0	0
19	5	40
20	31	248
21	5	40
22	0	0
23	0	0
24	0	0
25	6	48
26	0	0
27	0	0
28	0	0
29	31	248
30	5	40
31	5	40

Surface/Object sampled:**Floor continued**

Sample No.	Result(net cpm)	Result(net dpm/300 cm2)
32	0	0
33	0	0
34	0	0
37	31	248

Scheurer Hospital
Daily/Weekly Area Survey Diagram

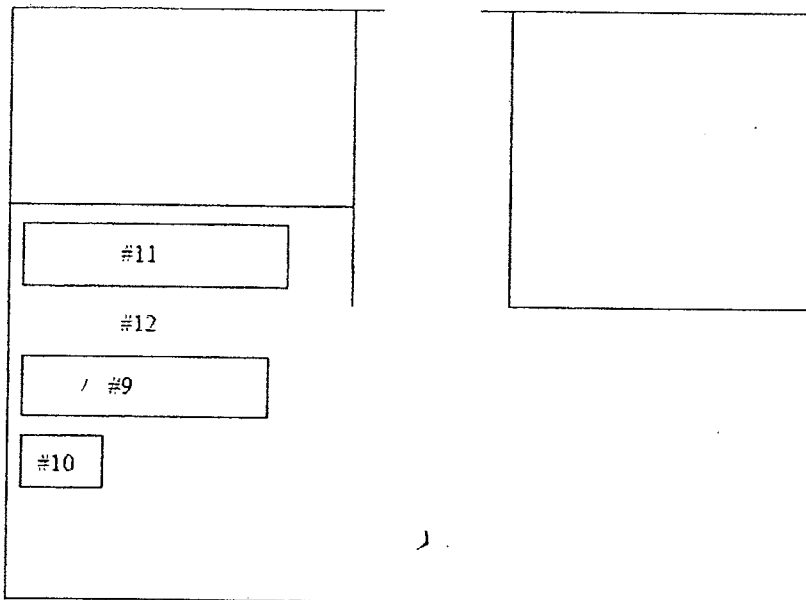
3-sink



1. Imaging Table
2. Prep Area
3. Dose Calibrator
4. Sink
5. Floor
6. Acquisition Console
7. Dosing Chair
8. Control Desk

13-14
35-36
Door

Stress Test Room



9. Treadmill
10. Treadmill Computer
11. Patient Table
12. Floor



Sealed Source Leak Test

Licensee: Scheurer Hospital

Date: 09/11/15

Performed by: Tracy King

Nuclide	Type	Calibration		Location	M/N	S/N
		Activity	Date			
Cs-137	Vial	201.3 uCi	03/01/06	Hot Lab	IPL	1145-31-16
		Current Activity: 161.5 uCi				
Ba-133	Vial	256.7 uCi	03/01/06	Hot Lab	IPL	1145-36-8
		Current Activity: 137.0 uCi				
Co57	Flood	10 mCi	06/01/15	Hot Lab	MED3709	1812-076
		Current Activity: #Type!mCi				

Comment: The sources listed above were leak tested using a dry wipe technique and were found to have less than 0.005 uCi removable activity. The following Minimum Detectable Activities are based upon a background at the indicated value. Background was at or below these levels when the above tests were completed.

Well Counter: Captus 3000

Nuclide	MDA	Background
Cs-137	2.0×10^{-4} uCi	145 counts/1 min
Ba-133	8.8×10^{-5} uCi	204 counts/1 min
Co-57	1.7×10^{-5} uCi	53 counts/1 min


RADIATION SAFETY OFFICER: _____

KAREN ANKLAM
989-453-5247
SCHEURER HOSPITAL
170 N. CASEVILLE RD.
PIGEON MI 48755


1 LBS

1 OF 1

SHIP TO:
MATERIAL LICENSING BRANCH
UNITED STATES NUCLEAR REG COMMISSIO
STE 210
2443 WARRENVILLE RD
LISLE IL 60532-4352



IL 603 9-03



UPS GROUND

TRACKING #: 1Z 461 635 03 9957 1372



BILLING: P/P

UIS 17.6.02. WNTIE90 69.0A 10/2015



FOR UPS SHIPPING ONLY



FOLD HERE

RECEIVED NOV 30 2015

RECEIVED NOV 30 2015