

## Recent Materials Inspections of PWR Reactor Internals



**Glenn Gardner, Dominion**

Chair, Reactor Internals Working Group

**NRC RIC Meeting**  
March 2015

© 2015 Electric Power Research Institute, Inc. All rights reserved.

### Topics

- Quick Overview of MRP-227-A Inspections Approach
- Reactor Internals Inspection Results to Date
- Observations

2

© 2015 Electric Power Research Institute, Inc. All rights reserved.

### Basic Approach of Guidelines

- Combine detection of aging effects with focus on safety function
- Credit and coordinate with existing ASME Code inspections
- Manage less active mechanisms by sampling, expand to additional scope based on results
- Make the inspection consistent with component and its safety function

3

© 2015 Electric Power Research Institute, Inc. All rights reserved.

## Basic Approach of Guidelines

- Convey most requirements via simple tables
- Ensure guideline is generally applicable to all PWRs
- Needed and Mandatory requirements applicable to all US PWRs through NEI 03-08 initiative
- Make the guideline a living document through reporting of results, review and update process
- Engineering evaluation of relevant conditions guided by companion document, WCAP-17096, developed by PWROG

4

© 2015 Electric Power Research Institute, Inc. All rights reserved.



## Development and Evolution of MRP-227



- Four major stakeholders influenced development under NEI 03-08
  - Owners, NRC, EPRI, NSSS Vendors
- Extensive interaction among stakeholders during development
- Implementation began in 2009 and continues each outage season
- Results to date show no unexpected issues
- **MRP-227 continues as a living document**

5

© 2015 Electric Power Research Institute, Inc. All rights reserved.



## B&W MRP-227-A RV Internals Primary Scope

- Lower Core Barrel Bolts (UT)
- Baffle-to-Former Bolts (UT)
- Flow Distributor Bolts (UT)
- Plenum Cover Weldment Rib Pads Support Flange and Core Support Shield Top Flange (VT-3)
- Core Support Shield Vent Valve Top & Bottom Retaining Rings (VT-3)
- Upper Core Barrel Bolt Locking Devices/Welds (VT-3)
- Lower Core Barrel Bolt Locking Devices/Welds (VT-3)
- Baffle Plates (VT-3)
- Baffle-to-Former Bolt Locking Devices/Welds (VT-3)
- Internal Baffle-to-Baffle Bolt Locking Devices/Welds (VT-3)
- Flow Distributor Bolt Locking Devices (VT-3)
- Alloy X-750 Dowel-to-Guide Block Welds (VT-3)
- Incore Monitoring Guide Tube Spiders & Lower Grid Rib Welds (VT-3)
- Control Rod Guide Tube Spacer Castings and Cap Screws (VT-3)

6

© 2015 Electric Power Research Institute, Inc. All rights reserved.



## CE MRP-227-A RV Internals Primary Scope

- Core Shroud Bolts (Bolted Design) (UT)
- Core Shroud Plate-Former Plate (Welded Design) (EVT-1)
- Welded Shroud Plates (Full Height Design) (EVT-1)
- Core Shroud Assembly [Bolted (VT-3); Welded (VT-1)]
- Core Barrel Upper Flange Weld (EVT-1)
- Core Barrel Lower Cylinder Girth Welds (EVT-1)
- Core Support Column Welds (VT-3)
- Core Barrel Lower Flange (TLAA or EVT-1)
- Core Support Plate (TLAA or EVT-1)
- Fuel Alignment Plate (Full Height Design) (TLAA or EVT-1)
- Instrument Guide Tubes (in CEA Shroud Design) (VT-3)
- Lower Structure Beams (Full Height Design) (EVT-1)

7

© 2015 Electric Power Research Institute, Inc. All rights reserved.

**EPRI** ELECTRIC POWER  
RESEARCH INSTITUTE

## Westinghouse MR-227-A Primary Scope

- Control Rod Guide Card wear inspections (VT-3)
- Lower Control Rod Guide Tube (CRGT) Lower Flange welds (EVT-1)
- Baffle Former Bolts (UT)
- Baffle Former Assembly (including seams) (VT-3)
- Baffle Former Edge Bolts (VT-3)
- Upper Core Barrel Flange to Shell Weld (EVT-1)
- Lower Core Barrel Flange Weld (EVT-1)
- Thermal Shield Flexures (VT-3)
- Core Barrel Cylinder Girth Welds (EVT-1)
- Internals Hold-Down Spring (if applicable material type) (measurement)

8

© 2015 Electric Power Research Institute, Inc. All rights reserved.

**EPRI** ELECTRIC POWER  
RESEARCH INSTITUTE

## Examples of Inspected Components

9

© 2015 Electric Power Research Institute, Inc. All rights reserved.

**EPRI** ELECTRIC POWER  
RESEARCH INSTITUTE

## W Lower CRGT Flange Welds



10

© 2015 Electric Power Research Institute, Inc. All rights reserved.

**EPRI** ELECTRIC POWER RESEARCH INSTITUTE

## Thermal Shield Flexures (VT-3)



11

© 2015 Electric Power Research Institute, Inc. All rights reserved.

**EPRI** ELECTRIC POWER RESEARCH INSTITUTE

## VT-3/Measurement W Control Rod Guide Cards



Acceptable




Observed Wear

12

© 2015 Electric Power Research Institute, Inc. All rights reserved.

**EPRI** ELECTRIC POWER RESEARCH INSTITUTE

## VT-3 of B&W Control Rod Guide Tube (CRGT) Spacer Castings and Cap Screws

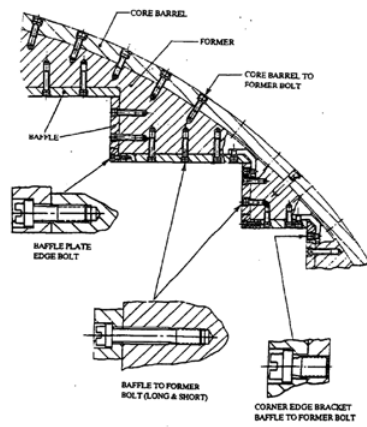


13

© 2015 Electric Power Research Institute, Inc. All rights reserved.

EPRI ELECTRIC POWER RESEARCH INSTITUTE


## Baffle-Former Assembly Bolts



External Hex



Internal Hex

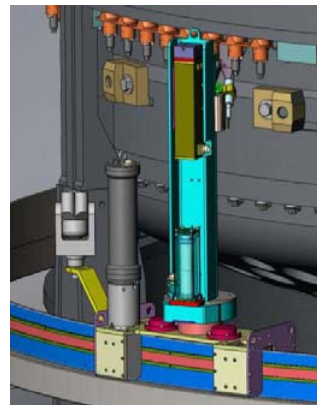
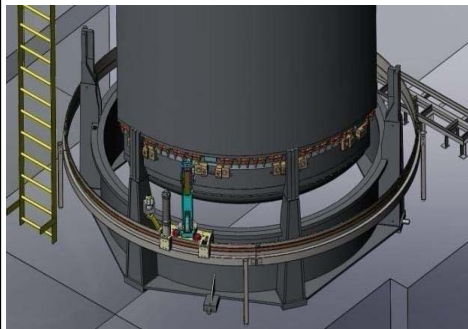


14

© 2015 Electric Power Research Institute, Inc. All rights reserved.

EPRI ELECTRIC POWER RESEARCH INSTITUTE

## B&W Lower Barrel and Flow Distributor Bolts




15

© 2015 Electric Power Research Institute, Inc. All rights reserved.

EPRI ELECTRIC POWER RESEARCH INSTITUTE

## Core Barrel Welds

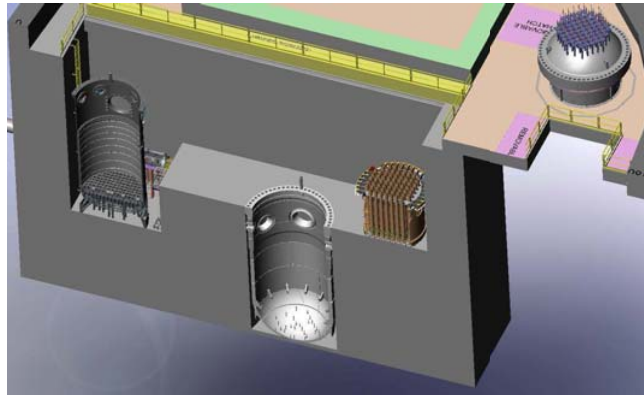


16

© 2015 Electric Power Research Institute, Inc. All rights reserved.

EPRI ELECTRIC POWER RESEARCH INSTITUTE

## Inspection Implementation



17

© 2015 Electric Power Research Institute, Inc. All rights reserved.

EPRI ELECTRIC POWER RESEARCH INSTITUTE

## Inspection Implementation

- Some inspections best performed with core barrel in vessel
- Others require core barrel removal
- Common to split inspections over two or more outages
- Typically integrated with ASME Section XI exams
- Special tooling often required
- Vendor crew of roughly 20 specialists required 24/7
- Vendor crew typically experienced on both PWRs and BWRs
- Owner oversight

18

© 2015 Electric Power Research Institute, Inc. All rights reserved.

EPRI ELECTRIC POWER RESEARCH INSTITUTE

# Inspection Results

19

© 2015 Electric Power Research Institute, Inc. All rights reserved.



## Inspections by Plant Design – as of Fall 2014

Design	Initial Ops	Bfl Blts	CB Bolts	CRGT Spc	BMI Spdr	
BW	1973	2012F	2012F	2012F	2012F	
BW	1973	2013S	2013S	2013S	2013S	
BW	1974	2014S	2014S	2014S	2014S	
3 of 6 total						
		Bfl Blts	CRGT Wld	CB Wlds	Gd Cards	LCS
CE	1971		2014S	2014S	2014S	2014S
1 of 12 total						
		Bfl Blts	CRGT Wld	CB Wlds	Gd Cards	
W2	1969	2011S	2011S	2011S	2011S	
W2	1970	2013S	2013S	2013S	2013S	
W2	1973	2014S	2014S		2014S	
W2	1974	2014F		2014F		
W2	1974	2013F				
W3	1970	2013F		2013F	2012S	
W3	1972	2010F	2012S	2013F	2012S	
W3	1972			2014S		
W3	1973	2011S	2012S	2014S	2012S	
W3	1973			2014F		
11 of 48 total						

20

© 2015 Electric Power Research Institute, Inc. All rights reserved.



## Results to Date

- Initial full inspections at W and B&W and partial CE NSSS designs have not identified any major issues of concern
- Current results reduce uncertainty in mechanism activity
- Issues of greatest concern not seen
  - SCC of austenitic welded components not observed
    - Cracking currently limited to high strength bolting
  - IASCC of welds not observed, indications limited to bolts
  - Macroscopic effect of void swelling not observed

21

© 2015 Electric Power Research Institute, Inc. All rights reserved.



## By the Numbers\*

- 15 units begun or completed MRP inspections
- 959 W guide tube flange welds inspected
- 2427 inches of irradiated welds inspected (approx.)
- 9125 inches of non-irradiated welds inspected (approx.)
- 2226 CASS items inspected
- 8887 baffle bolts UT inspected\*\*
- 1654 B&W high strength bolts UT inspected\*\*
- 108 B&W baffle plates inspected

\* All numbers approximate. Includes reported inspections through Fall 2014; some data includes retired plant; additional data may affect results slightly

\*\* Includes retired unit

22

© 2015 Electric Power Research Institute, Inc. All rights reserved.



## By the Numbers\*

- Zero Guide Tube Flange weld indications
- Zero irradiated girth weld indications
- One non-irradiated weld indication
- One CASS VT-3 indication
- 136 baffle bolt indications (1.5% of total)
- 20 B&W high strength bolt indications (1.2% of total)

\* All numbers approximate. Includes reported inspections through Fall 2014 ; additional data may affect results slightly

23

© 2015 Electric Power Research Institute, Inc. All rights reserved.



## Trends and Observations

- Almost no observed austenitic SS stress corrosion cracking (one indication reported)
- Irradiation Assisted SCC is extremely limited
  - Currently limited to bolts
  - Explained in part by irradiation stress relaxation
  - High barrier to initiation in PWR environment
  - Compared to other plant designs, major benefit from coolant chemistry

24

© 2015 Electric Power Research Institute, Inc. All rights reserved.





## Trends and Observations

- No macroscopic effects of void swelling
  - No distortions, cracking, or excessive bolting failure
- High-strength nickel alloy clevis insert bolting failures
  - However, not in safety function load path
- Guide card wear will require monitoring
  - MRP Interim guidance MRP-2014-006 issued

25

© 2015 Electric Power Research Institute, Inc. All rights reserved.



## Trends and Observations

- Sampling approach to inspections very successful
  - Spectrum of plant designs, materials, heats
  - Transition to more focused sampling for guide cards
- Efficiency could be increased, and is being pursued
- Integrated fleet management strategies are possible

26

© 2015 Electric Power Research Institute, Inc. All rights reserved.



## MRP-227-A Experience Summary

- Exam results show few instances of service-induced degradation flaws, as expected
- Overall uncertainty in aging mechanism activity reduced
- Implementation by owners is thorough, but exams are difficult, as well as resource and dose intensive
- Some adjustments and efficiencies are needed, as expected with a 'living' program
- Lessons learned incorporated into MRP-227 Rev. 1

27

© 2015 Electric Power Research Institute, Inc. All rights reserved.



**Together...Shaping the Future of Electricity**