

# CONDITION 9 AIR FLOW TEST

## Plan for Test and Equipment Calibration

a generation ahead by design

**May 19, 2015**

# Condition 9 Requirement

## HI-STORM 100: Condition 9

The air mass flow rate through the cask system will be determined by direct measurements of air velocity in the overpack cooling passages for the first HI-STORM Cask Systems placed into service by any user with a heat load equal to or greater than 20 kW. In the aboveground HI-STORM Models (HI-STORM 100, 100S, etc.), the velocity will be measured in the annulus formed between the MPC shell and the overpack inner shell. In the underground HI-STORM Model (HI-STORM 100U), the velocity will be measured in the vertical downcomer air passage. An analysis shall be performed that demonstrates the measurements validate the analytic methods and thermal performance predicted by the licensing-basis thermal models in Chapter 4 of the FSAR.

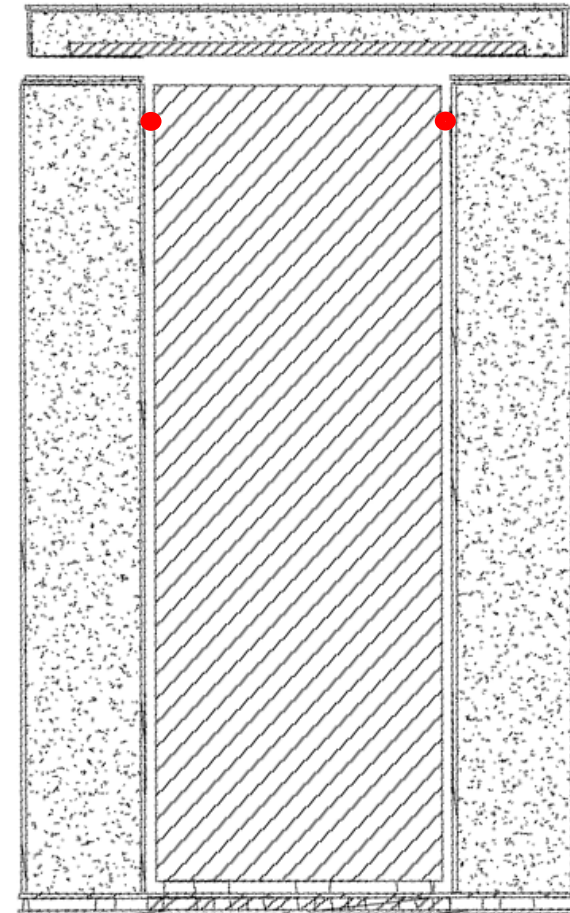
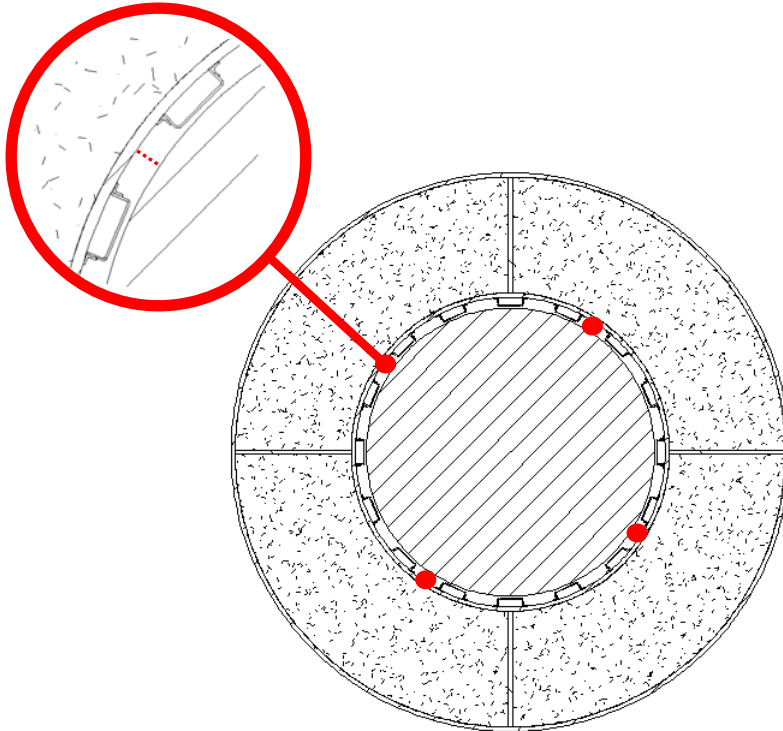
## Technical challenges

- Velocity measurements required to be performed in a difficult-to-reach area: the annulus space between overpack and MPC.
- Limited options for measurement equipment that simultaneously meets requirements for high temperature, low velocity and physical access restrictions.
- Limited options for calibrating at low air velocities.

# Air Flow Velocity Measurement Locations

Holtec Non-Proprietary

a generation ahead by design



- Four positions in annulus, at outlet ducts
- Approximately 10 inches into annulus
- Eighth inch intervals across width of annulus
- Refer to HPP 5014-25 for test procedure

# Air Velocity Measurement Equipment

Holtec Non-Proprietary

a generation ahead by design

## 54T33 Draft probe

Velocity range	0.05-5 m/s, indicates up to 10 m/s
Accuracy	0-1 m/s: $\pm 2\%$ OR* $\pm 0.02$ m/s 1-5 m/s: $\pm 5\%$ OR* 5-10 m/s: $\pm 10\%$ OR*
Time constant	< 0.1 s
Frequency response (90%)	2 Hz
Acceptance angle - relative to probe axis	0-1 m/s : $\pm 160^\circ$ 1-5 m/s: $+50^\circ$ to $+130^\circ$
Temp. reading range	-20°C to +80°C
Accuracy at velocities above 0.1 m/s, radiation excluded	0°C to +45°C: $\pm 0.2$ K -20°C to +60°C: $\pm 0.3$ K +60°C to 80°C: $\pm 0.5$ K
Storage temperature	-30°C to +80°C



Calibrations of DANTEC low-velocity probes are carried out in our two calibration windtunnels, DANTEC ref. no. 435-1010 (0.05 to 5 m/s) and DANTEC ref. no. 435-1018 (1.5 to 35 m/s). Calibrations are carried out according to our internal ISO 9001 procedures using reference instruments with calibrations traceable to accredited laboratories.

The traceability of our calibrations in the velocity range 0.05 to 1.5 m/s is checked at regular intervals by intercomparison with the tow-tank calibration facilities in the following accredited laboratories:

SINTEF, Norway – Norwegian Accreditation CAL014

Danish National Metrology Institute for Anemometry, Technological Institute - DANAK CAL reg. no. 200

The intercomparisons are carried out using our BCR Reference anemometer - DANTEC no. 435-1019 – as transfer standard.

# Calibration Results

Holtec Non-Proprietary

a generation ahead by design

## Calibration performed per Holtec Procedure HPP 5014-26R2

M&TE Data Log Identifier	Average, Steady-State Tachometer Reading During Travel (rpm)	Tachometer Reading Calculated Velocity* (m/s)	Average Logged M&TE Velocity (m/s)	Tolerance (based on manufacturer's stated calibration tolerance) ( $\pm$ m/s)	Within Tolerance?
042015-10A	370	0.492	0.475	.02	Y
042015-15B	482	0.641	0.636	.02	Y
042015-20B	683	0.908	0.895	.02	Y
042015-25A	819	1.089	1.051	.053 (5%)	Y
042-015-30E	970	1.289	1.230	.062 (5%)	Y
*Tachometer Reading Calculated Velocity = RPM x 3.14 x ( 0.0254 / 60 )					

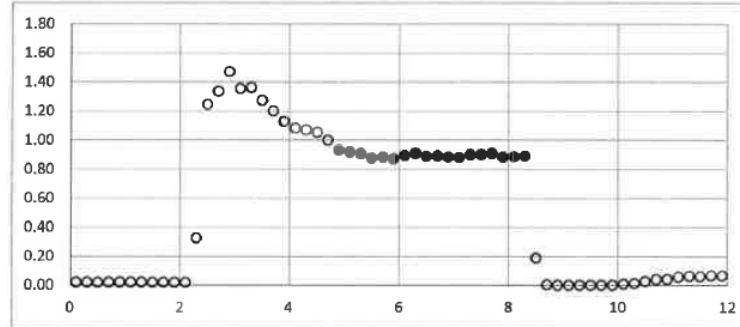
# Calibration Results

Holtec Non-Proprietary

a generation ahead by design

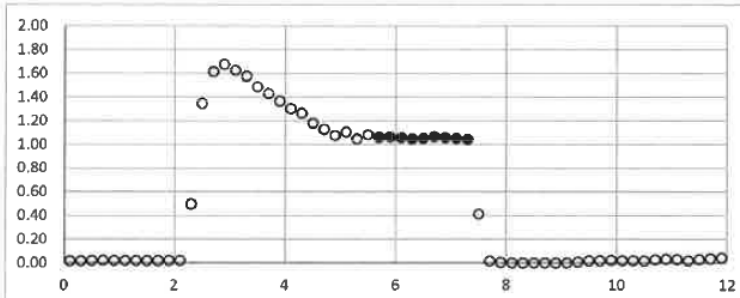
## DATA LOG IDENTIFIER: 042015-20B

Average Steady-State Velocity (m/s): 0.895  
Tachometer (rpm): 683  
Tach Velocity (m/s): 0.908  
Cal Tolerance ( $\pm$ m/s): 0.02  
Max (m/s): 0.915  
Min (m/s): 0.875  
In Tolerance?: YES



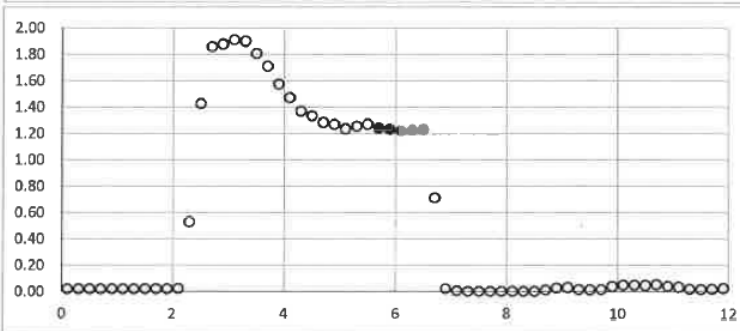
## DATA LOG IDENTIFIER: 042015-25A

Average Steady-State Velocity (m/s): 1.051  
Tachometer (rpm): 819  
Tach Velocity (m/s): 1.089  
Cal Tolerance ( $\pm$ %): 5  
Max (m/s): 1.104  
Min (m/s): 0.999  
In Tolerance?: YES



## DATA LOG IDENTIFIER: 042015-30E

Average Steady-State Velocity (m/s): 1.230  
Tachometer (rpm): 970  
Tach Velocity (m/s): 1.289  
Cal Tolerance ( $\pm$ %): 5  
Max (m/s): 1.292  
Min (m/s): 1.169  
In Tolerance?: YES



- Calibration check per HPP-5014-26 confirms accuracy within manufacturer-stated range.
- Measured velocities will be reduced by maximum absolute value of measurement uncertainty.
- Reduced velocities will be used to compute mass flow rates. Air density will be based on measured temperatures.
- Computed mass flow rates will be compared to predictions using FSAR-consistent thermal model.