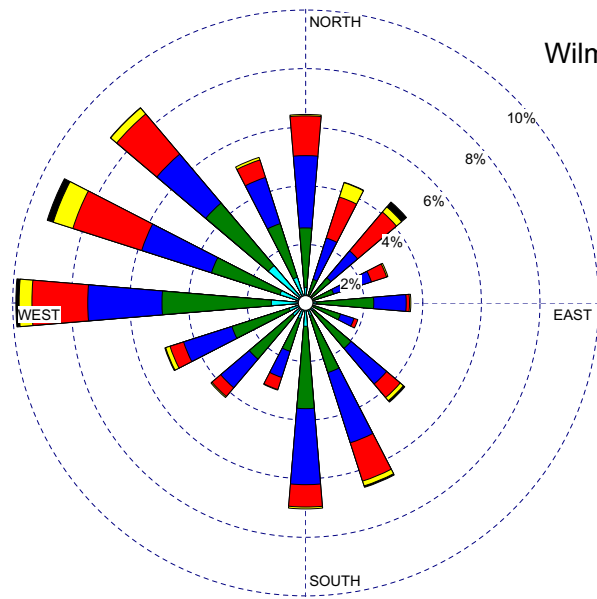


PSEG Site

WIND SPEED (m/s)

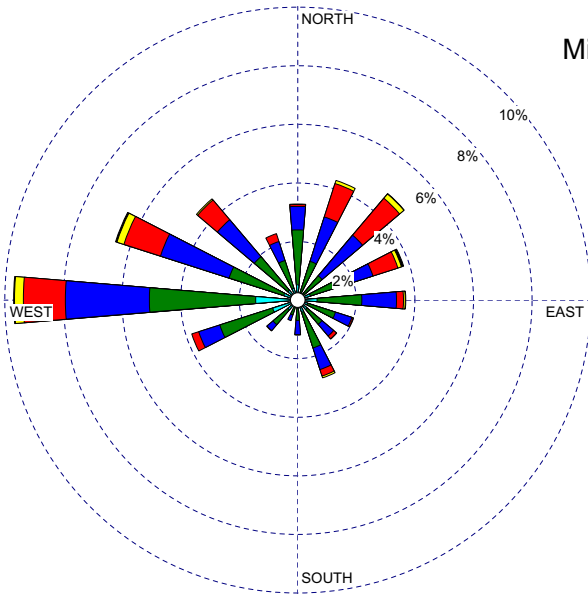
- >= 10.9
- 8.3 - 10.9
- 5.6 - 8.3
- 3.4 - 5.6
- 1.6 - 3.4
- 0.2 - 1.6
- Calms: 0.00%



Wilmington

WIND SPEED (m/s)

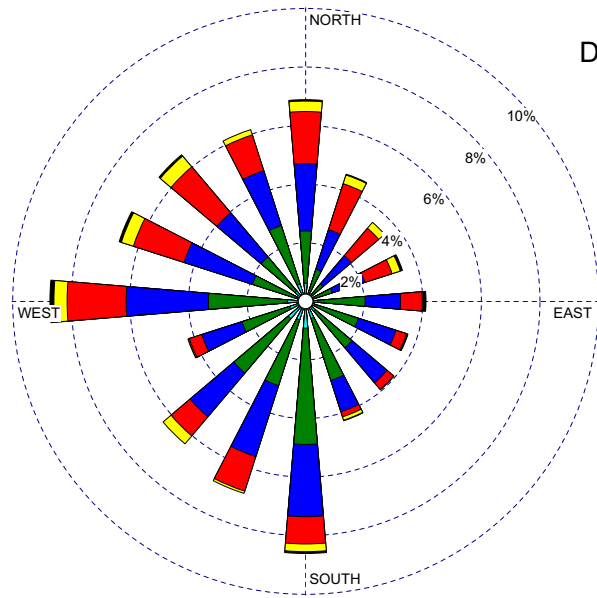
- >= 10.9
- 8.3 - 10.9
- 5.6 - 8.3
- 3.4 - 5.6
- 1.6 - 3.4
- 0.2 - 1.6
- Calms: 12.93%



Millville

WIND SPEED (m/s)

- >= 10.9
- 8.3 - 10.9
- 5.6 - 8.3
- 3.4 - 5.6
- 1.6 - 3.4
- 0.2 - 1.6
- Calms: 43.52%



Dover

WIND SPEED (m/s)

- >= 10.9
- 8.3 - 10.9
- 5.6 - 8.3
- 3.4 - 5.6
- 1.6 - 3.4
- 0.2 - 1.6
- Calms: 11.54%

PSEG Power, LLC

PSEG Site ESPA

Part 2, Site Safety Analysis Report

---

Autumn Mean Wind Roses at S/HC Primary Meteorological Tower 33 ft. Level During Three Year Period 2006-2008 and Long-Term at Wilmington, Millville, and Dover

FIGURE 2.3-40

Rev 0