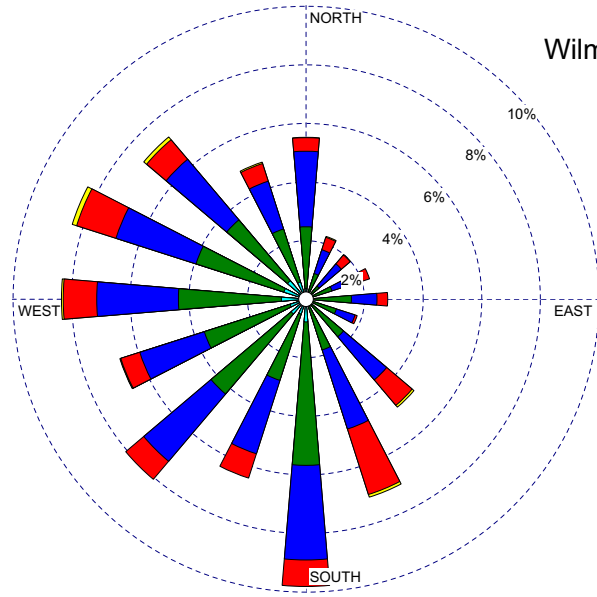


PSEG Site

WIND SPEED  
(m/s)

- >= 10.9
- 8.3 - 10.9
- 5.6 - 8.3
- 3.4 - 5.6
- 1.6 - 3.4
- 0.2 - 1.6

Calms: 0.00%

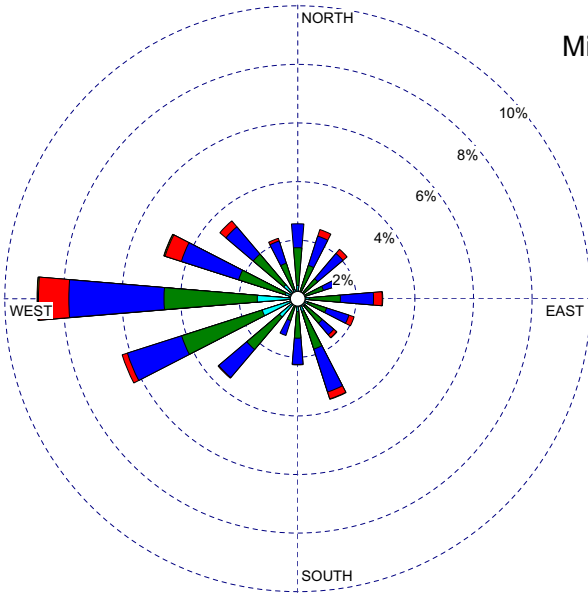


Wilmington

WIND SPEED  
(m/s)

- >= 10.9
- 8.3 - 10.9
- 5.6 - 8.3
- 3.4 - 5.6
- 1.6 - 3.4
- 0.2 - 1.6

Calms: 11.76%

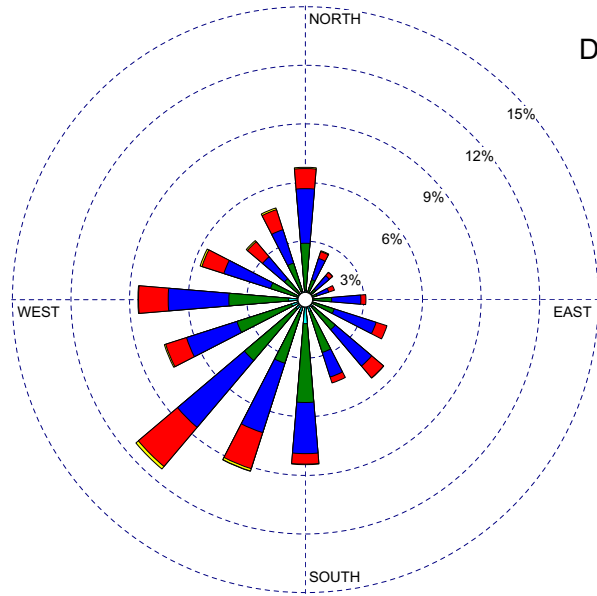


Millville

WIND SPEED  
(m/s)

- >= 10.9
- 8.3 - 10.9
- 5.6 - 8.3
- 3.4 - 5.6
- 1.6 - 3.4
- 0.2 - 1.6

Calms: 48.04%



Dover

WIND SPEED  
(m/s)

- >= 10.9
- 8.3 - 10.9
- 5.6 - 8.3
- 3.4 - 5.6
- 1.6 - 3.4
- 0.2 - 1.6

Calms: 10.41%

PSEG Power, LLC

PSEG Site ESPA  
Part 2, Site Safety Analysis Report

---

Summer Mean Wind Roses at S/HC Primary Meteorological  
Tower 33 ft. Level During Three Year Period 2006-2008 and  
Long-Term at Wilmington, Millville, and Dover

FIGURE 2.3-39

Rev 0