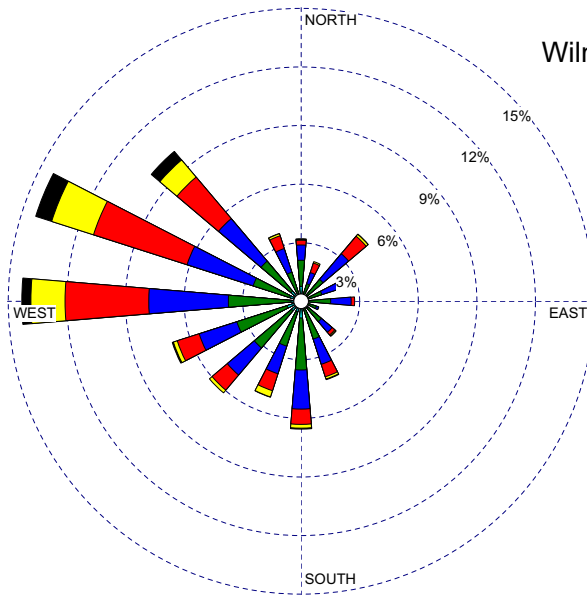


WIND SPEED (m/s)

- >= 10.9
- 8.3 - 10.9
- 5.6 - 8.3
- 3.4 - 5.6
- 1.6 - 3.4
- 0.2 - 1.6

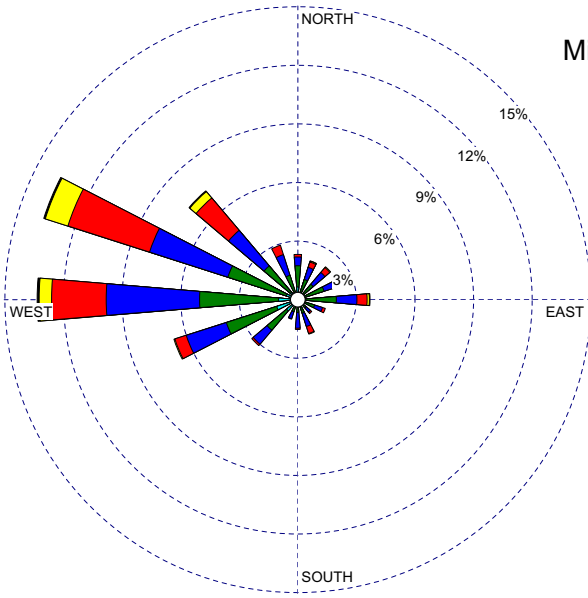
Calms: 0.00%



WIND SPEED (m/s)

- >= 10.9
- 8.3 - 10.9
- 5.6 - 8.3
- 3.4 - 5.6
- 1.6 - 3.4
- 0.2 - 1.6

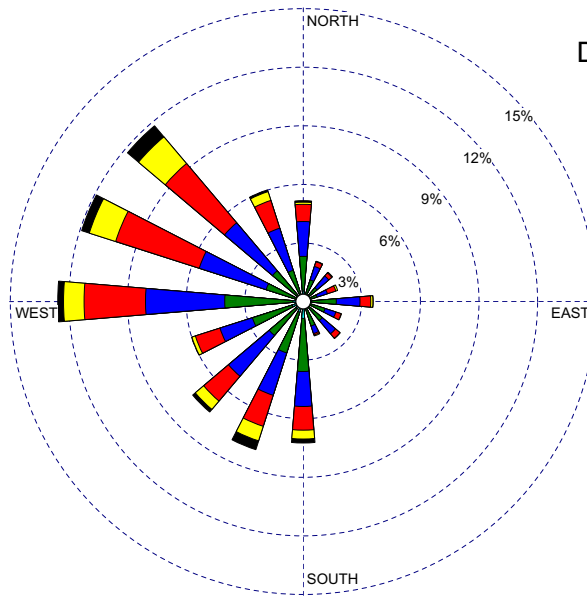
Calms: 10.28%



WIND SPEED (m/s)

- >= 10.9
- 8.3 - 10.9
- 5.6 - 8.3
- 3.4 - 5.6
- 1.6 - 3.4
- 0.2 - 1.6

Calms: 33.51%



WIND SPEED (m/s)

- >= 10.9
- 8.3 - 10.9
- 5.6 - 8.3
- 3.4 - 5.6
- 1.6 - 3.4
- 0.2 - 1.6

Calms: 8.18%

PSEG Power, LLC
 PSEG Site ESPA
 Part 2, Site Safety Analysis Report

Winter Mean Wind Roses at S/HC Primary Meteorological Tower 33 ft. Level During Three Year Period 2006-2008 and Long-Term at Wilmington, Millville, and Dover

FIGURE 2.3-37

Rev 0