







Precip. Int.
(mm/hr)

-  ≥ 22
-  17 - 21
-  11 - 17
-  7 - 11
-  4 - 7
-  1 - 4

Dry Hours: 97.4

WLS COL 2.3-2

**WILLIAM STATES LEE III
NUCLEAR STATION UNITS 1 & 2**

Lee Nuclear Precipitation Rose
(Percent of Total Observations)
November

FIGURE 2.3-270

Rev 0