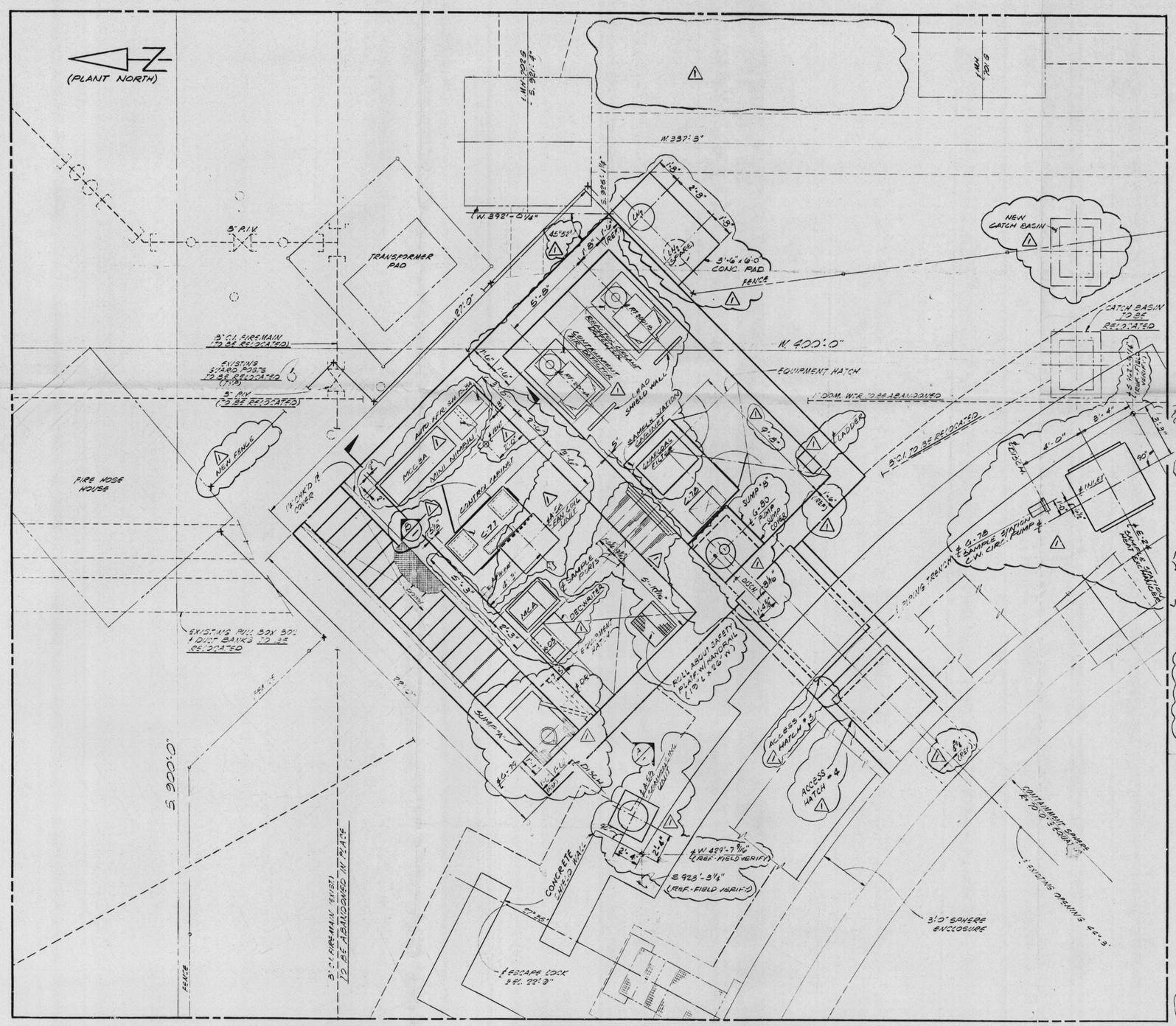

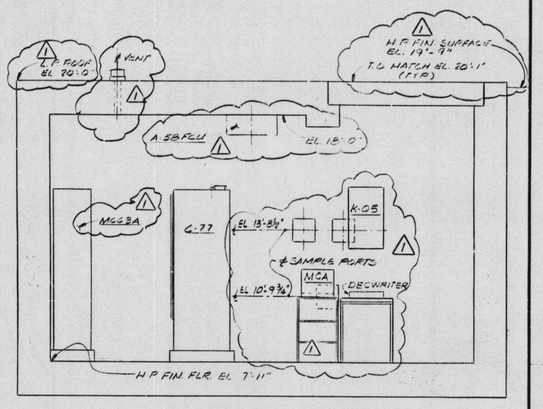

SECTION A
SCALE: NOTED

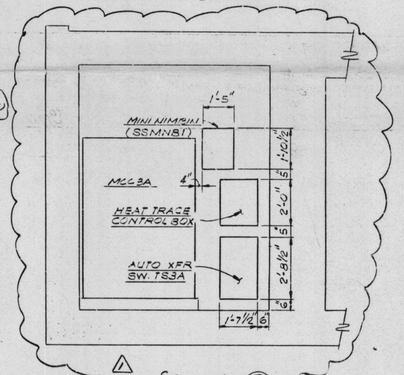

SECTION B
SCALE: NOTED

EQUIP. LIST

A-58	FAN COIL UNIT
A-58	CONDENSING UNIT
C-77	SAMPLE STATION CONTROL CABINET
C-78	SAMPLE STATION CABINET
SSMNB1	MINI NIMBIN
E-24	COOLING WATER HEAT EXCHANGER
G-78	COOLING WATER PUMP
G-79	SUMP PUMP (SUMP "A")
G-80	SUMP PUMP (SUMP "B")
RT-2001A	HPGE DETECTOR (CONTAINMENT AIR)
RT-2001B	HPGE DETECTOR (REACTOR COOLANT)

NOTES:

1. FOR GENERAL NOTES SEE DWG. 5159573
2. EQUIP. FOUNDATIONS TO BE 6" T.O.C. ABOVE H.P. FINISH FLR./GRADE
3. PUMP FOUNDATIONS TO BE 9" T.O.C. ABOVE H.P. FINISH FLR./GRADE (EXCEPT SUMP PUMPS)
4. FOR SAMPLE PORT & SHIELD WALL DETAILS SEE DWG. 5180763
5. ALL EQUIPMENT TO BE FIELD VERIFIED BEFORE INSTALLATION.

NON-SAFETY RELATED
T.M.I. PHASE II

WP 2.1.3a

PRC APERTURE CARD

REFERENCE DRAWINGS	
5159803	ELECTRICAL PLAN DWG.
5180584	PARTIAL PLAN NO. 2
5159334	PERSONNEL ESCAPE LOCK
5159536	SECTIONS & DETAILS
5159535	ROOF & FOUNDATION PLAN
5159530	P&I DIAGRAM H.R.S.S.

NO.	REVISIONS	M	DATE	P.E.	Q.A.E.	SUPV.	APPROVED	ENGR.	CK'D.	MADE	J.O. NO.
1	REVISED AS INDICATED										
0	ISSUED FOR CONSTRUCTION										

LOCATION SAN ONOFRE NUCLEAR GEN. STA. UNIT 1

HIGH RADIATION SAMPLE STATION EQUIPMENT LOCATION PLAN

SCE EDISON

SHEET NO.

SCALE: 3/8" = 1'-0"

REGULATORY DOCKET FILE COPY

5159574-1

8212070270

Docket # 50-206
Control # 8212070266
Date 12-03-82 of Document:
REGULATORY DOCKET FILE

SCE Southern California Edison Company

26X