

8108200429
CONFIGURATION CHANGE

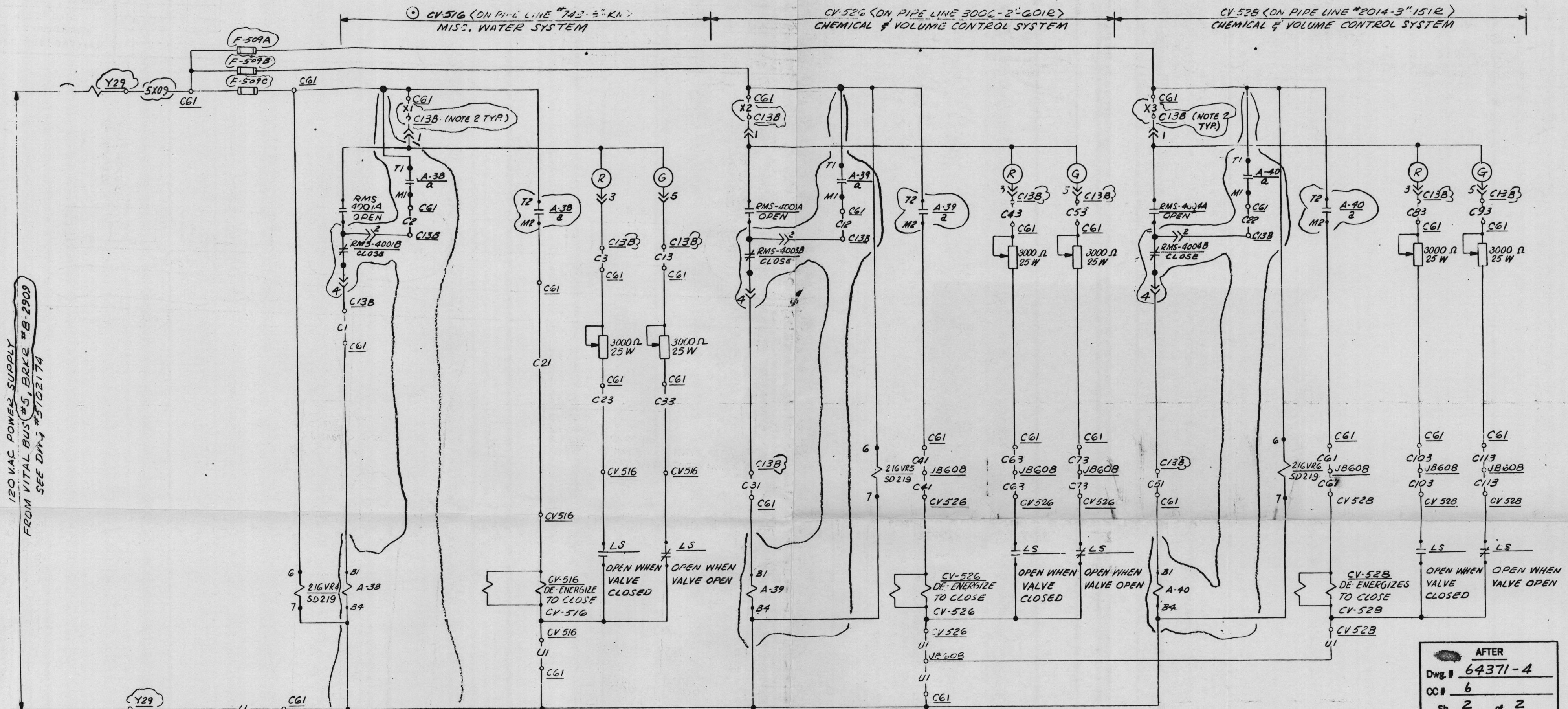
SHEET 1 of 2	EDM USE ONLY
	CC No. 6 DATE 11/26/80

REQUESTED BY WESLEY TAM	SPECIFICATION <input type="checkbox"/>	DRAWING <input checked="" type="checkbox"/>	PROCEDURE <input type="checkbox"/>	INSTRUCTION <input type="checkbox"/>
TITLE ELEMENTARY DIAGRAM VALVES CV-516, CV-526 & CV-528	NUMBER 64371	REVISION 4	CLASS SR	
DESCRIPTION OF CHANGE			SUPPLIER <input type="checkbox"/> BECHTEL <input checked="" type="checkbox"/> EDISON	
<p>1) ADD REFERENCE DWG.: 5159717</p> <p>2) REMOVE SCHEME NO. 1GY1216 & CHANGE SCHEME NO. 1GM1216 TO 1GY2909</p> <p>3) CHANGE WIRING OF CONTROL SWITCHES RMS-4001A, B, RMS-4003A, B & RMS-4004A, B</p> <p>4) ADD NOTE NO. 2 & 3 AND WORK PACKAGE NUMBER.</p> <p>5) CHANGE LOCATION NOS. FROM C13 TO C13B AND FROM C16 TO Y29.</p> <p>6) REPLACE HFA RELAYS Z16YR1, Z16YR2 & Z16YR3 WITH AGASTAT RELAYS A-38, A-39 & A-40 RESPECTIVELY.</p> <p>7) ADD FUSE NOS. F-509A, F-509B & F-509C.</p> <p>8) CHANGE WIRE NOS. TO 5X09, X1, X2 AND X3.</p>			J.O. NO. 7764 W.O. NO.	
JUSTIFICATION REPLACE CONTROL SWITCHES AND RELAYS WITH QUALIFIED CLASS IE COMPONENTS. TMI-II W.P. # 2.1.4				
EVALUATION				
OTHER AFFECTED DOCUMENTS / DRAWINGS: DOCUMENT CHANGE REQUIRED FOR: <input checked="" type="checkbox"/> CONSTRUCTION <input type="checkbox"/> AS BUILT <input type="checkbox"/> OTHER				
FIELD APPROVALS		DESIGN APPROVALS		
ENGR. / DISCIPLINE	DATE	CONSTR. SUPER.	DATE	RESPONSIBLE ENGR.
ENGR. / DISCIPLINE	DATE	Q.A. REP.	DATE	MECHANICAL REVIEW ENGR.
ENGR. / DISCIPLINE	DATE	STATION SUPT. POWER SUPPLY (RECORD REV.)	DATE	ARCHITECTURAL
				CIVIL STRUCTURAL
				ELECTRICAL
				CONSTRUCTION
				DISC. SUPERVISING ENGR.

TERA
APERTURE
CARD
REGULATORY DOCKET FILE COPY

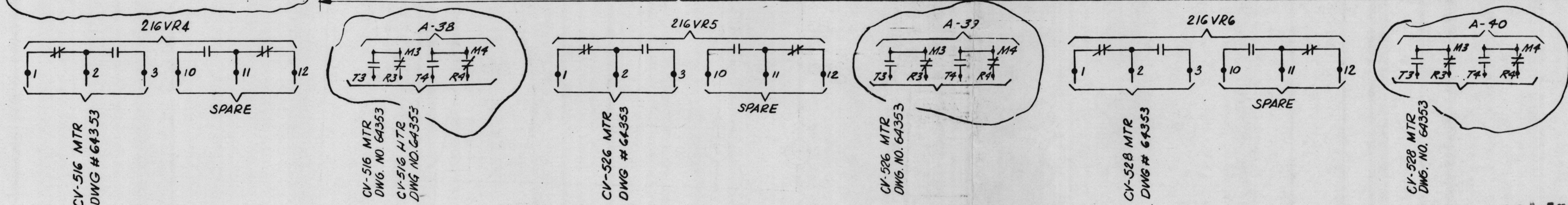
Docket # 50-206
Control # 8108200403
Date 8-12-81 of Document
REGULATORY DOCKET FILE

16X



SCHEME NO. 1GY2909

AFTER
 DWG. # 64371-4
 CC # 6
 Sh. 2 of 2



- NOTES:
- FOR CONTROL SW./CONNECTOR SCHEDULE SEE DWG. 5159705
 - SUBPANELS C13A & C13B ARE MOUNTED ON AUX. EQUIPMENT CONTROL BD. C13.
 - SEE DWG. 5159757 FOR RELAY LEGEND.

TMI - PHASE II PROJECT
 W.P. 21.A.
 SONGS I
 SAFETY RELATED.

Docket # 50-206
 Control # 8108200403
 Date 8-18-81 of Document
 REGULATORY DOCKET FILE

REACTOR AUXILIARIES
 UNIT I
 N1542 SH95

REGULATORY DOCKET FILE COPY

BECHTEL CORPORATION
 ENGINEERS & CONSTRUCTORS
 LOS ANGELES, CALIF.

JOB NO.	DATE	APPROVED

DWG. NO.	REFERENCE
5159717	CONTROL SW. DEVELOPMENT
568776	P & I DIAGRAM
568767	P & I DIAGRAM
64348	E/D SEP CONTROL SW. DEVELOPMENT
N30865H2	LOGIC DIAGRAM
N30865H1	LOGIC DIAGRAM

[Signature]
 6-27-86

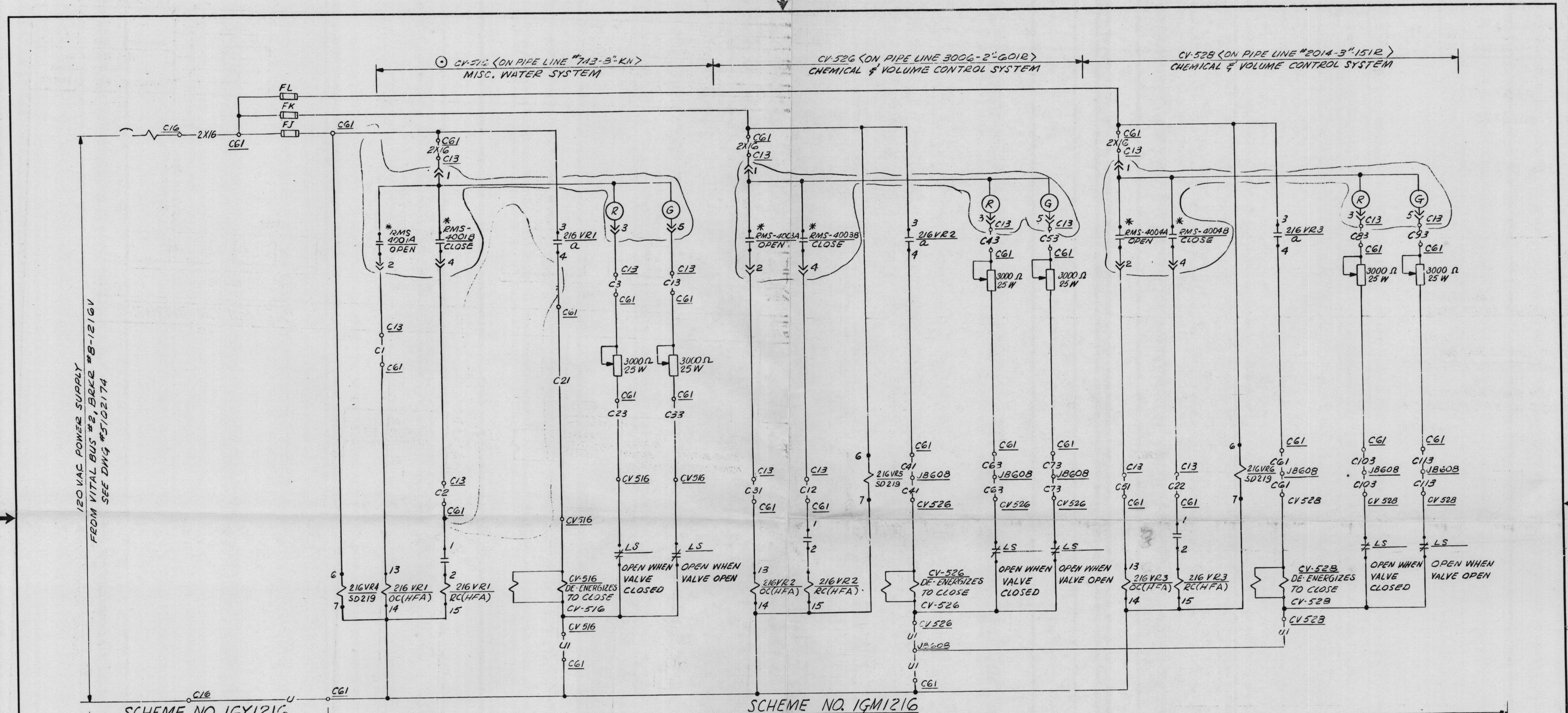
NO.	REVISIONS	DATE	DR.	CHK.	E.G.S.	CH.F.E.	P.E.	Q.A.E.

I.O. NO. 7235
 FILE
 SAN ONOFRE NUCLEAR GENERATING STATION
 SOUTHERN CALIFORNIA EDISON COMPANY
 SCALE NONE
 LOS ANGELES, CALIF.

21X

MICROFILMED FROM
 BEST AVAILABLE COPY

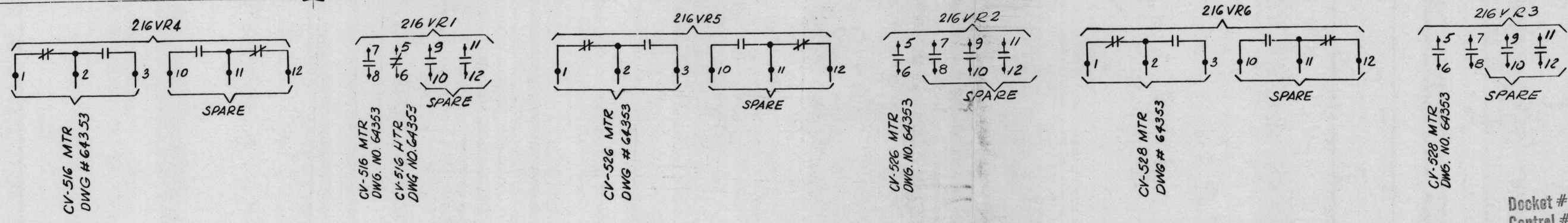
reject



120 VAC POWER SUPPLY FROM VITAL BUS #2, BRKR #B-1216V SEE DWG #5102174

SCHEME NO. 1GY1216

SCHEME NO. 1GM1216




NOTES
1. * FOR CONTROL-SW/CONNECTOR SCHEDULE SEE DWG. 451345

REGULATORY DOCKET FILE COPY

Docket # 50-206
Control # 810820043
Date 8-18-81 of Document
REGULATORY DOCKET FILE

SAFETY RELATED
REACTOR AUXILIARIES
UNIT 1

BECHTEL CORPORATION ENGINEERS & CONSTRUCTORS LOS ANGELES, CALIF.		553716 P&I DIAGRAM 563767 P&I DIAGRAM 64348 E/D SEP CONTROL SWITCH DEVELOPMENT N.3086 SW2 LOGIC DIAGRAM N.3066 SW1 LOGIC DIAGRAM DWG NO. REFERENCE		INCORP. CCS "A" CONSTD FOR TIME 11/19/80 4. SWAP TO 1055 "A" CONSTD FOR TIME 11/19/80 3. REC. REV. - ADDED STA. FILE NO. 123377 2. INCORPORATED DCN SUB NO 3 42177 LFA EWR 1. INCORPORATED DCN SUB NO'S 1 & 2 11-29-76 E.G. #L 0. ISSUED FOR CONSTRUCTION 7-13-76 EWR #L		J.O. NO. 7235 FILE SAN ONOFRE NUCLEAR GENERATING STATION ELEMENTARY DIAGRAM VALVES CV-516, CV-526 & CV-528 SOUTHERN CALIFORNIA EDISON COMPANY SCALE NONE LOS ANGELES, CALIF.		
JOB NO. 11793-001 DATE APPROVED NO. SCE P.E. DATE	2/1/82 1/1/82 11/16/76 11/17/76						64371-4	



dupe 8102270832