


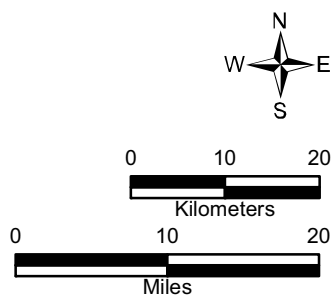




LEGEND

-  Region of Interest Boundary
-  Railways
-  Bargeable Waterways



* No portion of the study area was excluded by the 20-mile railroad and barge transportation exclusion buffer

PSEG Power, LLC

PSEG Site ESPA
Part 3, Environmental Report

Rail and Barge Transportation
and Excluded Areas

FIGURE 9.3-6

Rev 0