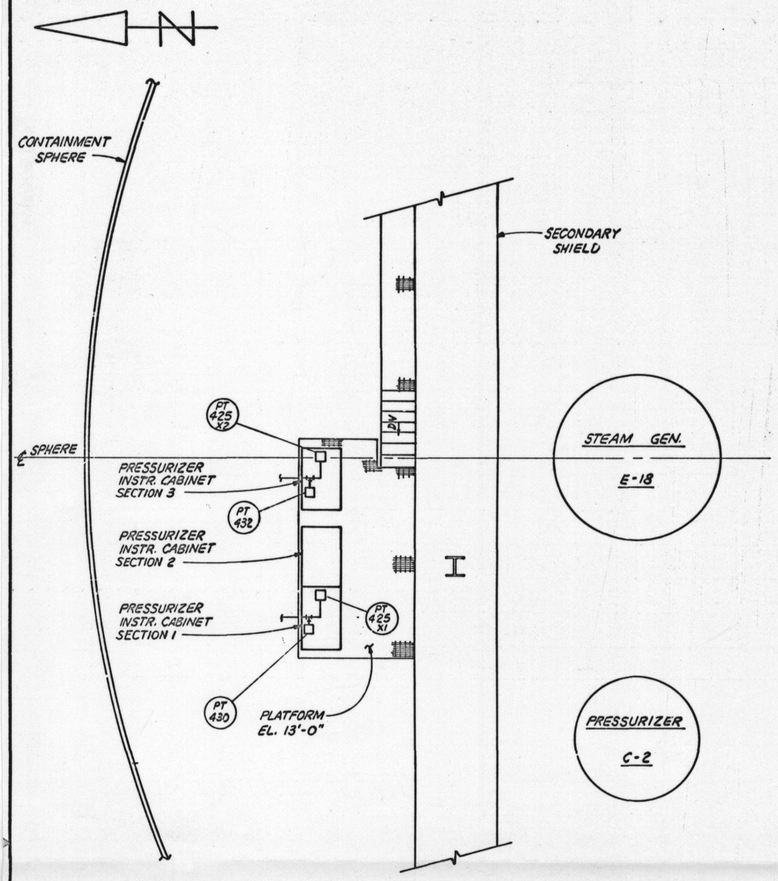

PARTIAL PLAN
(NOT TO SCALE)

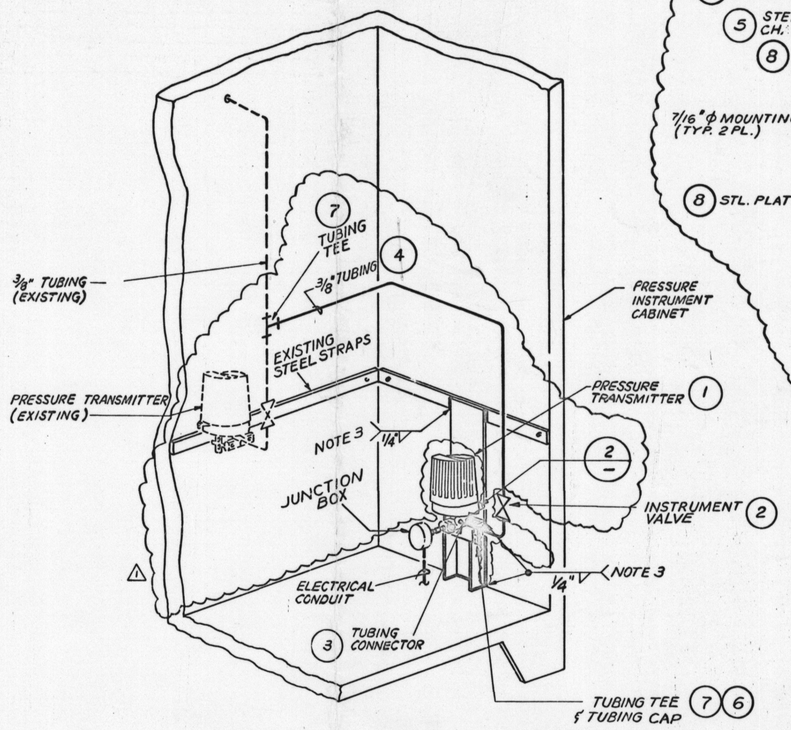

ISOMETRIC VIEW
(TYPICAL FOR PT-425X1 & PT-425X2)

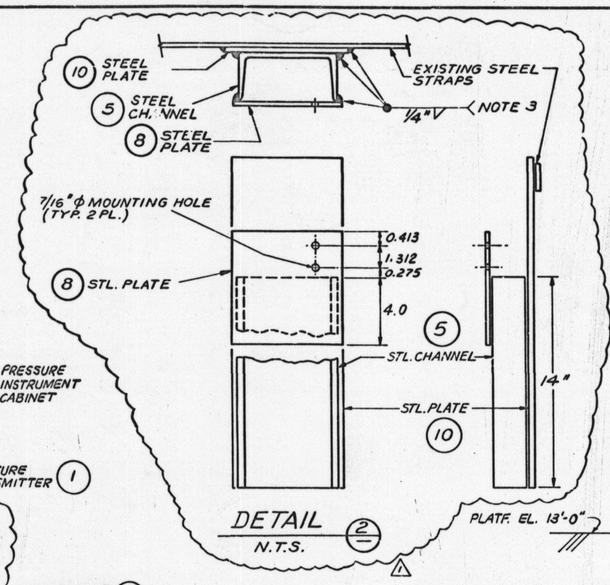

DETAIL 2
N.T.S.

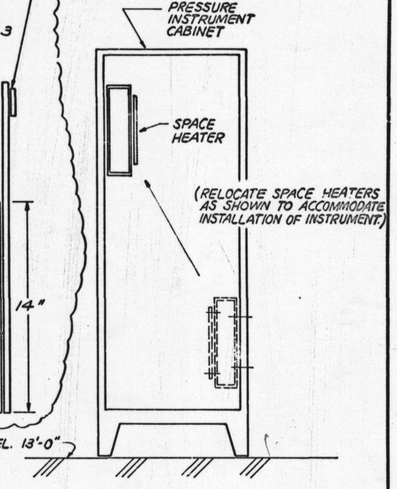

FRONT EVEVATION
(TYPICAL FOR PRESS. INSTR. CAB. # 1 & 3)

NOTES:

1. DIMENSIONAL TOLERANCES SHALL BE ± 1/4" UNLESS OTHERWISE NOTED.
2. ALLOW A MINIMUM OF 6" TOP CLEARANCE FOR INSTRUMENT COVER REMOVAL.
3. ALL WELDING SHALL BE WITH E70XX ELECTRODES & SHALL BE PER APPLICABLE SECTION OF SCE SPEC # 82-6220.
4. BILL OF MATERIAL ITEM NO'S. USED IN THIS DWG. ARE IN JOB SECTION CI03 OF M-31771.

PARTS LIST

PART NO.	DESCRIPTION	QTY.	MATERIAL	REMARKS
1	PRESSURE TRANSMITTER	2	FOXBORO MODEL E11GM-IS4E2	SEE B/M # M-31639
2	INSTRUMENT VALVE	2	GLOBE TYPE, STN. STL., 3/8-INCH	SEE B/M # M-31771
3	TUBING CONNECTOR	4	3/8" TUBE × 1/2" MALE NPT, STN. STL.	
4	3/8" TUBING	30 FT.	STAINLESS STEEL, 0.065 MIN. WALL THICKNESS	
5	STEEL CHANNEL	2	MC3 X 7.1 X 14 IN. LONG, A36 CARBON STL.	
6	3/8" TUBING CAP	2	STAINLESS STEEL TYPE 316	
7	3/8" UNION TEE	2	STAINLESS STEEL TYPE 316	
8	STEEL PLATE	2	4" × 6" × 1/4" THK., A36 CARBON STL.	
9	3/8" TUBING TEE	2	STAINLESS STEEL, SOCKET WELD	
10	STEEL PLATE	2	4" × 21" × 1/4" THK, A36 CARBON STL.	

TI
APERTURE
CARD

SONGS I
SAFETY RELATED
R.O.F. MITIGATING SYSTEM

8601030147

M-	Reference Drawings	Reference Drawings	No.	Revisions	Date	Approved	O.K.	O.K.	Ck'd.	Made	J.O. No.
5154617	SYS. LOGIC/SIGNAL FLOW DIAG.										
	Drawing List Sheet										

No.	Revisions	Date	Approved	O.K.	O.K.	Ck'd.	Made	J.O. No.
1	INCORP. CCN #1. EFF. DATE: IMMEDIATELY	4-26-79	[illegible]	[illegible]		AS	GJ	7538
0	ISSUED FOR CONSTRUCTION	8-31-78	[illegible]	[illegible]	[illegible]	AS	GJ	7419

Location SAN ONOFRE NUCLEAR GEN. STA.
REACTOR OVERPRESSURIZATION SYSTEM PT-425X1 & PT-425X2 INSTALLATION DETAIL
Southern California Edison Company

5131370-1

26X