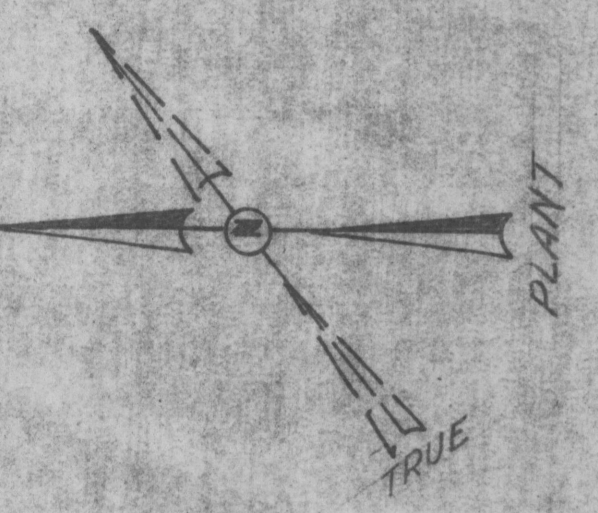


8009180 433



EXIST. DRAINAGE CHANNEL

EL CAMINO REAL INTERSTATE HWY 5

N.T. & S.F. RAILROAD

HWY 101

UNITS 2 & 3 CONSTRUCTION SITE

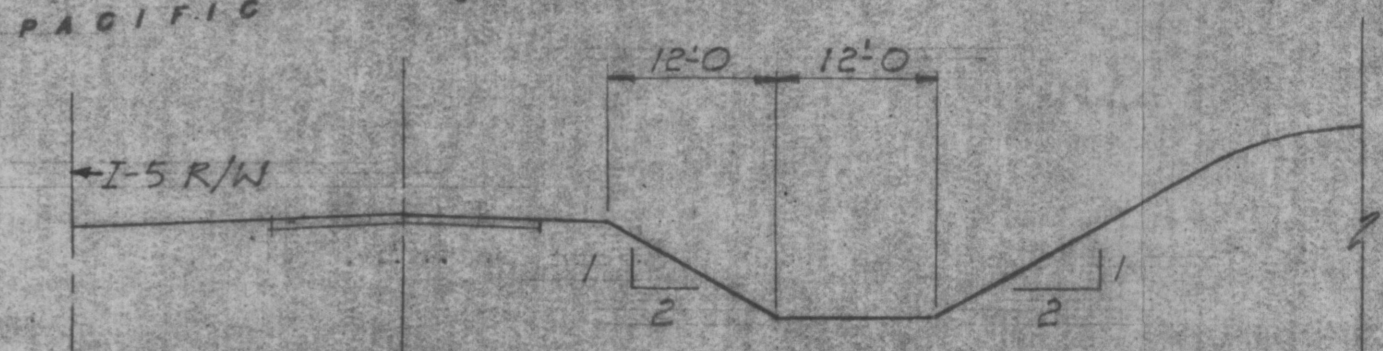
PARKING

PARKING

EXIST. 72" R.C.P.

EXIST. 2-4x4' CONCRETE CULVERTS

GULF OF SANTA CATALINA PACIFIC OCEAN



EL CAMINO REAL ROAD SECTION A-A TYPICAL SECTION OF ROAD & CHANNEL

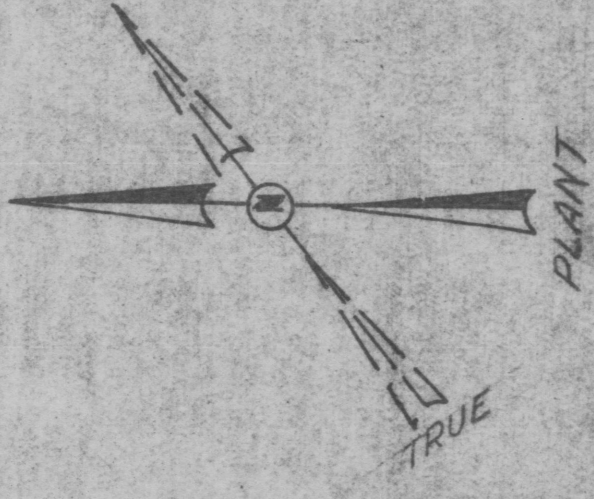
Reference Drawings	No.	Revisions	Date	Approved	O.K.	O.K.	CK'd	Made	J.O. No.	Scale	1"=400'	Revisions	Date	Approved	O.K.	O.K.	CK'd	Made	J.O. No.	

Location SAN ONOFRE NUCLEAR GEN. STA PRE-CONSTRUCTION FLOODPLAINS UNITS 2 & 3

Southern California Edison Company SCE

SK-709801

8009180 429



IMPROVED CHANNEL PMF PROTECTION BERM

DEBRIS BASIN

SAN ONOFRE CREEK

INTERSTATE HWY 5

A.T. & P.F. RAILROAD

HWY 101

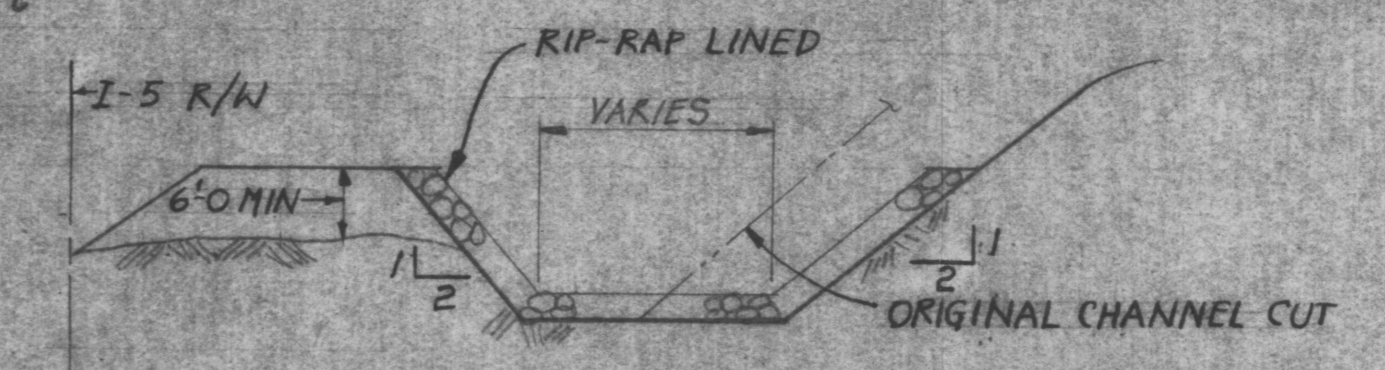
UNITS 2 & 3

PARKING

PARKING

GULF OF SANTA CATALINA

PACIFIC OCEAN



SECTION B-B

TYPICAL SECTION OF CHANNEL ENLARGEMENT & BERM CONSTRUCTION

Reference Drawings	No.	Revisions	Date	Approved	O.K.	O.K.	Ch'd.	Made	I.O. No.	No.	Scale	Revisions	Date	Approved	O.K.	O.K.	Ch'd.	Made	I.O. No.	
											1"=400'									

Location SAN ONOFRE NUCLEAR GEN. STA
POST-CONSTRUCTION
FLOODPLAINS
UNITS 2 & 3

Southern California Edison Company SCE

SK-709802

198-08
88-10-01