


### **3.2 Radiation Protection**

The information in this section of the reference ABWR DCD, including all tables and figures, is incorporated by reference with the following departures.

STD DEP T1 2.14-1 (Figure 3.2i)

STD DEP T1 3.4-1 (Figure 3.2o, Figure 3.2p, Figure 3.2u)


[s1]



***Figure 3.2i Reactor Building Radiation Zone Map for Full Power and Shutdown Operations, Floor 1F- Elevation 12300mm***

[e1]

[s1]



**Figure 3.2o Control Building Radiation Zone Map for Full Power Operations, Section A-A**

[e1]

[e1]

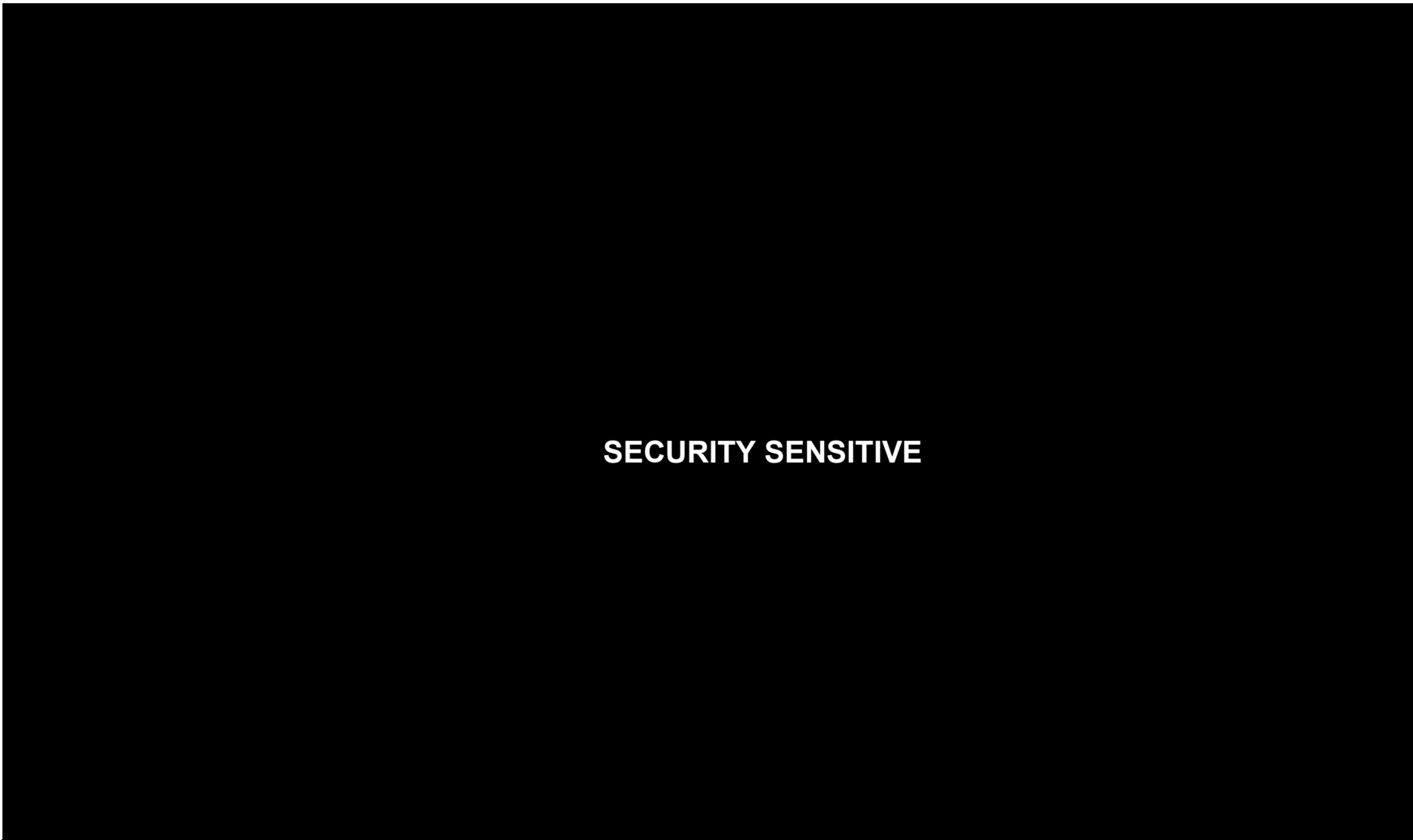


**Figure 3.2p Control Building Radiation Zone Map for Full Power Operations, Section B-B**

3.2-4 [S1]

**SECURITY SENSITIVE**

**Figure 3.2u Control Building Radiation Zone Map for Full Power Operation, Floor 1F—Elevation 12300 mm**



[S1]

*Radiation Protection*

[e1]

3.2-5/6

