

CLINTON POWER STATION

Job Performance Measure

Review Surveillance 9820.01 Power Distribution Limits

JPM Number: JPM425

Revision Number: 01

Date: 06/14/13

Developed By:	G. Thullen	06/14/13
	Instructor	Date

Validated By:		
	SME or Instructor	Date

Reviewed By:		
	Operations Representative	Date

Approved By:		
	Training Department	Date

**Clinton Power Station
Job Performance Measure (JPM)**

JOB PERFORMANCE MEASURE VALIDATION CHECKLIST

NOTE: All steps of this checklist should be performed upon initial validation.
Prior to JPM usage, revalidate JPM using steps 8 and 12 below.

- _____ 1. Task description and number, JPM description and number are identified.
- _____ 2. Knowledge and Abilities (K/A) references are included.
- _____ 3. Performance location specified. (in-plant, control room, simulator, or other)
- _____ 4. Initial setup conditions are identified.
- _____ 5. Initiating cue (and terminating cue if required) are properly identified.
- _____ 6. Task standards identified and verified by SME review.
- _____ 7. Critical steps meet the criteria for critical steps and are identified with an asterisk (*).
- _____ 8. Verify the procedure(s) referenced by this JPM reflects the current revision:
 Procedure _____ Rev: _____
 Procedure _____ Rev: _____
 Procedure _____ Rev: _____
- _____ 9. Verify cues both verbal and visual are free of conflict.
- _____ 10. Verify performance time is accurate
- _____ 11. If the JPM cannot be performed as written with proper responses, then revise the JPM.
- _____ 12. When JPM is initially validated, sign and date JPM cover page. Subsequent validations, sign and date below:

SME / Instructor	Date
SME / Instructor	Date
SME / Instructor	Date

**Clinton Power Station
Job Performance Measure (JPM)**

Revision Record (Summary)

Revision	Date	Description
00	7/26/10	New JPM number and updated revisions (10110001SAF01)
01	06/14/13	Converted to new template

**Clinton Power Station
Job Performance Measure (JPM)**

Simulator Setup Instructions

1. This JPM can be performed in a classroom or other secure area with the 3D cases generated per step 2.
2. The following can be used as necessary to recreate the 3D Case printouts with out of spec MFLCPR and MFLPD:
 - a. Initialize to a full power IC.
 - b. Insert Malfunction M3D_FLCPR_V_10 to a final value of 1.012 to raise MFLCPR for fuel assembly 21-18 to a value greater than 1.0.
 - c. Insert Malfunction M3D_FLPD_V_2 to a final value of 1.083 to raise MFLPD for fuel assembly 23-32 to a value greater than 1.0.
 - d. Print out a 3D case.
 - e. Verify MFLCPR and MFLPD are > 1.0 .
3. Freeze Simulator.
4. Markup a copy of 9820.01D001 Power Distribution Limits Data Sheet to match the attached example.
5. Attach the 3D Monicore Case to the copy of 9820.01D001.

**Clinton Power Station
Job Performance Measure (JPM)**

READ TO THE OPERATOR

I will explain the initial conditions, which step(s) to simulate or discuss, and provide the initiating cues. When you complete the task successfully, the objective of this Job Performance Measure will be satisfied.

TASK STANDARDS:

- The CRS review finds the two mistakes on the datasheet showing all thermal limits are in specification which is in conflict with the 3D Monicore Case showing a bundle with a MFLCPR and MFLPD of greater than one.
- CPS No. 9820.01 Power Distribution Limits, Revision 33e.
- CPS No. 9820.01D001 Power Distribution Limits Data Sheet, Revision 32e.

TOOLS, EQUIPMENT, OTHER SPECIAL REQUIREMENTS:

- None

PROCEDURAL/REFERENCES:

- CPS No. 9820.01 Power Distribution Limits, Revision 33e.
- CPS No. 9820.01D001 Power Distribution Limits Data Sheet, Revision 32e.
- Technical Specifications 3.2.2

EVALUATOR INSTRUCTIONS:

- Amplifying cues are provided within the JPM steps.
- Provide the examinee with a copy of the Initial Conditions and Initiating Cue page (back page of the JPM) when providing the initiating cue.
- When the initiating cue is read, provide the student with the marked up copy of 9820.01D001 with the attached 3D Monicore Printout.
- All pre-job briefings are completed.

**Clinton Power Station
Job Performance Measure (JPM)**

INITIAL CONDITIONS:

The unit is at full power. A rod shuffle was completed one hour ago. The B RO has just completed 9820.01 Power Distribution Limits surveillance.

INITIATING CUE:

CAUTION

- All pre-job briefings are completed.
- Do NOT shine any type light into a panel.

1. You are the CRS. Review the completed surveillance data sheet, CPS No. 9820.01D001, Power Distribution Limits Data Sheet.
2. Take any required actions.

The evaluator will act as all other crew members.

START TIME: _____

**Clinton Power Station
Job Performance Measure (JPM)**

PERFORMANCE INFORMATION

Critical steps are denoted with an asterisk (*) to the left of the step number and appear in BOLDED letters. Failure to meet the standards for a critical step constitutes failure of the Job Performance Measure. The sequence of steps is assumed unless denoted in the comments section of the JPM.

PERFORMANCE STEPS

9820.01D001 Power Distribution Limits Data Sheet

***JPM Step 1** **The examinee reviews the completed datasheet and notes that step 8.3 was**
8.3 **incorrectly marked indicating MFLCPR was less than 0.98 when the 3D**
 Monicore case shows a bundle with MFLCPR is greater than 1.00.

Standard: CRS determines that the data sheet was not correctly filled out and MFLCPR is out of specification.

Cue:

Comments

SAT UNSAT Comment Number _____

9820.01D001 Power Distribution Limits Data Sheet

***JPM Step 2** **The examinee reviews the completed datasheet and notes that step 8.4 was**
8.4 **incorrectly marked indicating MFLPD was less than 0.98 when the 3D**
 Monicore case shows a bundle with MFLPD is greater than 1.00.

Standard: CRS determines that the data sheet was not correctly filled out and MFLPD is out of specification.

Cue:

Comments

SAT UNSAT Comment Number _____

**Clinton Power Station
Job Performance Measure (JPM)**

***JPM Step 3 Technical Specifications – Minimum Critical Power Ratio (MCPR)
3.2.2**

Standard: **The examinee reviews Technical Specifications and enters Action 3.2.2 A.1 –
Restore MCPR to within limits within 2 hours.**

Cue:

Comments

SAT UNSAT Comment Number _____

***JPM Step 4 Technical Specifications – Linear Heat Generation Rate (LHGR)
3.2.3**

Standard: **The examinee reviews Technical Specifications and enters Action 3.2.3 A.1 –
Restore LHGR to within limits within 2 hours**

Cue:

Comments

SAT UNSAT Comment Number _____

**Clinton Power Station
Job Performance Measure (JPM)**

JPM Step 5 Examinee contacts RE for instructions to restore MFLCPR and MFLPD to within limits within 2 hours.

Standard: Examinee contacts the RE for instructions.

Cue: If the examinee consults with the RE, tell him/her that the RE's are determining an appropriate course of action to restore MFLCPR and MFLPD to within limits.

Comments If the examinee requires a new 3D case, cue him/her that values are identical to the case used for the surveillance.

SAT UNSAT Comment Number _____

JPM Step 6 Examinee notifies the Shift Manager that MFLCPR and MFLPD are outside Technical Specification Limits.

Standard: Examinee notifies the Shift Manager that the ITS limits for MCPR and LHGR have been exceeded and that ITS LCO 3.2.2 A.1 and 3.2.3 A.1 have been entered.

Cue: Acknowledge report from the examinee.

Comments

SAT UNSAT Comment Number _____

TERMINATING CUES:

The JPM is complete when the student has determined that the MFLCPR and MFLPD limit has been exceeded and determines the appropriate Technical Specification actions that are required.

STOP TIME: _____

Clinton Power Station
Job Performance Measure (JPM)

Operator's Name: _____

Job Title: EO RO SRO STA SRO Cert

JPM Title: Review Surveillance 9820.01 Power Distribution Limits

JPM Number: JPM425 Revision Number: 01

Task Number and Title: (101100.01) Apply the administrative requirements of SURVEILLANCE TESTING PROGRAM

K/A System	K/A Number	Importance (RO/SRO)	
Generic	2.1.7	N/A	4.7
Ability to evaluate plant performance and make operational judgments based on operating characteristics, reactor behavior, and instrument interpretation.			

Suggested Testing Environment: Simulator

Actual Testing Environment: Simulator Plant Control Room

Testing Method: Simulate **Alternate Path:** Yes No
 Perform **SRO Only:** Yes No

Time Critical: Yes No

Estimated Time to Complete: 10 minutes Actual Time Used: _____ minutes

References: CPS No. 9820.01 Power Distribution Limits, Revision 33e.
 CPS No. 9820.01D001 Power Distribution Limits Data Sheet, Revision 32e.

EVALUATION SUMMARY:

Were all the Critical Elements performed satisfactorily? Yes No

The operator's performance was evaluated against the standards contained in this JPM, and has been determined to be: Satisfactory Unsatisfactory

Comments: _____

Evaluator's Name: _____ (Print)

Evaluator's Signature: _____ Date: _____

**Clinton Power Station
Job Performance Measure (JPM)**

INITIAL CONDITIONS:

The unit is at full power. A rod shuffle was completed one hour ago. The B RO has just completed 9820.01 Power Distribution Limits surveillance.

INITIATING CUE:

CAUTION

- All pre-job briefings are completed.
- Do NOT shine any type light into a panel.

1. You are the CRS. Review the completed surveillance data sheet, CPS No. 9820.01D001, Power Distribution Limits Data Sheet.
2. Take any required actions.

The evaluator will act as all other crew members.

POWER DISTRIBUTION LIMITS DATA SHEET

SCOPE OF REVISION:

- C1R08 updates:
 - Incorporated new ITS/ORM power/1st stage pressure values per ECs 331403, 331404, 331564, 331565.
- ① Specific Rev. 32a [Sheffield]: CR 147421 - SOD: MFLCPR ITS Thermal Limit lowered by 0.02 to 0.98 (vice 1.00) until 3D Monicore updated to account for channel bow (2% penalty). Administrative thermal limits (2% margin) imposed by MWROG Nuclear Fuels 1/9/03 directive letter adjusted accordingly.
- ② Specific Rev. 32b [Landin]: ATI-PCR 155337-01: CR 147421: MFLCPR ITS Thermal Limit returned to 1.00 per final GNF MFN 03-012 that concludes that the original 2% MCPR penalty for CPS does not apply.
- ③ Specific Rev. 32c [Landin]: C1R09 -
 - Incorporated EC 344216 - 3D Monicore/Panac11 changes noun name Descriptors.
- ④ Specific Rev. 32d [Landin]: EDITORIAL - 5.6 typo correction.
- ⑤ Specific Rev. 32e [Jeans]: ◦ IR 477909
Correct ITS time limit on actions required when entering single loop operation.

ROUTINE USE

ORIGINATOR: *Thomas J. Landin*CLASS CODE: *SNND1*SQR: *Kevin Kane*APPROVAL DATE: *MAR 13 2002***CURRENT CHANGES TO GENERAL REVISION**

	Change #	Date	List of Affected Pages
①	32a	03/11/03	1,2
②	32b	04/28/03	1,2
③	32c	02/04/04	1,2
④	32d	06/14/04	1,2
⑤	32e	09/20/06	1,2

POWER DISTRIBUTION LIMITS DATA SHEET

Initial

5.1 SMngt notification. Date 5/7/13 Time 1800 TJ

① 5.2 Verify Core Thermal Power \geq 21.6% RTP. TJ

5.3 Check the applicable entry condition:

- Daily surveillance (at least once per 24 hours)
- ① Within 12 hours after \geq 21.6% RTP
- ⑤ Within 24 hours of entering single loop RR operations
- Other (explain) _____

5.4 Verify 2nd character of 3D CASE ID is an "M". TJ

- 5.5 2 RR pumps in operation 5.6 ARTS
- 1 RR pump in operation ④③ 2 LOOPS ON
- ③ MANUAL FLOW
- ① ③ 1 LOOP ON

Step(s)	Parameter	Admin Limit (3005.01)	Acceptable Value (ITS)	Initial
8.2	MAPRAT	≤ 0.98	≤ 1.0	TJ
①② 8.3	MFLCPR	≤ 0.98	≤ 1.0	TJ
8.4	MFLPD	≤ 0.98	≤ 1.0	TJ

8.6 Inform SMngt of surveillance completion Date 5/7/13 Time 1805 TJ

Corrective Action Taken

Operability Requirements:

ITS LCOs: 3.2.1 3.2.2 3.2.3
 ORM ORs: None ODCM ORs: None

As applicable:

Initiated Condition Report No. _____
 Initiated Work Document No. _____

Comments/Deficiencies

Review and Approval

SMngt Review: _____ (Signature) _____ (Date)

**Clinton Power Station
Job Performance Measure (JPM)**

JOB PERFORMANCE MEASURE VALIDATION CHECKLIST

NOTE: All steps of this checklist should be performed upon initial validation.
Prior to JPM usage, revalidate JPM using steps 8 and 12 below.

- _____ 1. Task description and number, JPM description and number are identified.
- _____ 2. Knowledge and Abilities (K/A) references are included.
- _____ 3. Performance location specified. (in-plant, control room, simulator, or other)
- _____ 4. Initial setup conditions are identified.
- _____ 5. Initiating cue (and terminating cue if required) are properly identified.
- _____ 6. Task standards identified and verified by SME review.
- _____ 7. Critical steps meet the criteria for critical steps and are identified with an asterisk (*).
- _____ 8. Verify the procedure(s) referenced by this JPM reflects the current revision:
 Procedure _____ Rev: _____
 Procedure _____ Rev: _____
 Procedure _____ Rev: _____
- _____ 9. Verify cues both verbal and visual are free of conflict.
- _____ 10. Verify performance time is accurate
- _____ 11. If the JPM cannot be performed as written with proper responses, then revise the JPM.
- _____ 12. When JPM is initially validated, sign and date JPM cover page. Subsequent validations, sign and date below:

SME / Instructor	Date
SME / Instructor	Date
SME / Instructor	Date

**Clinton Power Station
Job Performance Measure (JPM)**

Revision Record (Summary)

Revision	Date	Description
00	06/14/13	New JPM developed for the ILT 12-1 NRC Exam. This JPM is modeled upon a JPM used for the 2012 LaSalle NRC Exam.

**Clinton Power Station
Job Performance Measure (JPM)**

Simulator Setup Instructions

1. Simulator setup is not applicable
2. This JPM should be conducted in a location that provides easy access to the required reference procedures (simulator, library, SM office, etc.).
3. The following procedures are required to be available should the candidate request them:
 - Exelon Reportability Reference Manual (Includes LS-AA-1010, 1020, 1110, 1120, and 1130)
 - OP-AA-106-101, Significant Event Reporting

**Clinton Power Station
Job Performance Measure (JPM)**

READ TO THE OPERATOR

I will explain the initial conditions, which step(s) to simulate or discuss, and provide the initiating cues. When you complete the task successfully, the objective of this Job Performance Measure will be satisfied.

TASK STANDARDS:

- 8 Hour reporting requirement identified
- Personnel notified per OP-AA-106-101 Significant Event Reporting

TOOLS, EQUIPMENT, OTHER SPECIAL REQUIREMENTS:

- None

PROCEDURAL/REFERENCES:

- OP-AA-106-101, Significant Event Reporting, Rev. 15
- LS-AA-1110, Reportable Event Reportable Event SAF 1.1, Rev. 17
- LS-AA-1020, Reportability Manual Reportability Tables and Decision Trees, Rev. 19

EVALUATOR INSTRUCTIONS:

- Amplifying cues are provided within the JPM steps.
- All pre-job briefings are completed.
- Provide the examinee with a copy of the Initial Conditions and Initiating Cue page (back page of the JPM) when providing the initiating cue.

**Clinton Power Station
Job Performance Measure (JPM)**

INITIAL CONDITIONS:

You are the Shift Manager.

It is a normal working day.

The Emergency Response Data System (ERDS) has failed.

Information Technology (IT) has been investigating the problem for 6 hours.

INITIATING CUE:

IT reports that the problem with ERDS is with an intermittent power supply.

The necessary replacement part has been ordered and will arrive tomorrow morning.

Determine any reportability and notification requirements.

START TIME: _____

**Clinton Power Station
Job Performance Measure (JPM)**

PERFORMANCE INFORMATION

Critical steps are denoted with an asterisk (*) to the left of the step number and appear in BOLDED letters. Failure to meet the standards for a critical step constitutes failure of the Job Performance Measure. The sequence of steps is assumed unless denoted in the comments section of the JPM.

PERFORMANCE STEPS

LS-AA-1110, Reportability Manual, Reportable Event SAF 1.10

Or

LS-AA-1020, Reportability Reference Manual, Operations Decision Tree #2

***JPM Step 1 Determine reporting requirements IAW LS-AA-1020 Exelon Reportability Reference Manual and/or LS-AA-1110 Reportable Event SAF 1.10 Major Loss of Emergency Preparedness Capabilities**

Standard: Determines event:

- Is reportable per SAF 1.10
- Requires NRC notification via ENS within 8 hours.

Cue:

Comments

SAT UNSAT Comment Number _____

**Clinton Power Station
Job Performance Measure (JPM)**

OP-AA-106-101, Significant Event Reporting

***JPM Step 2 Determine notification requirements IAW OP-AA-106-101, Significant Event Reporting Attachment 2 Shift Manager’s Notification Worksheet**

Standard: Notification of following individuals determined to be required:

- SOS/OD
- NRC Operations center
- Duty Station Manager
- Plant Manager
- Site Vice President
- Nuclear Duty Officer
- Manager, Reg. Assurance
- Manager, Nuclear Oversight
- NRC Senior Resident Inspector

Cue: If contacted as the SOS, acknowledge the report.
 Terminating Cue
 Acknowledge report. The JPM is considered complete at this time.

Comments

SAT UNSAT Comment Number _____

TERMINATING CUES:

The JPM is considered complete when the required notifications have been presented.

STOP TIME: _____

**Clinton Power Station
Job Performance Measure (JPM)**

Operator's Name: _____

Job Title: EO RO SRO STA SRO Cert

JPM Title: Determine Reporting Requirements per OP-AA-106-101 (ERDS Failure)

JPM Number: JPM514 Revision Number: 00

Task Number and Title: Task 997777.05 On-Site Notification Requirements (Ref OP-AA-106-101)

K/A System	K/A Number	Importance (RO/SRO)	
Generic	2.1.18	N/A	3.8
Ability to make accurate, clear and concise Logs, records, status boards and reports			

Suggested Testing Environment: Classroom

Actual Testing Environment: Simulator Plant Control Room

Testing Method: Simulate **Alternate Path:** Yes No
 Perform **SRO Only:** Yes No

Time Critical: Yes No

Estimated Time to Complete: 25 minutes **Actual Time Used:** _____ minutes

References: OP-AA-106-101, Significant Event Reporting, Rev. 15

LS-AA-1110, Reportable Event SAF 1.1 Declaration, Rev. 17

LS-AA-1020, Reportability Reference Manual Volume 1 Table SAF, Rev. 19

EVALUATION SUMMARY:

Were all the Critical Elements performed satisfactorily? Yes No

The operator's performance was evaluated against the standards contained in this JPM, and has been determined to be: Satisfactory Unsatisfactory

Comments: _____

Evaluator's Name: _____ (Print)

Evaluator's Signature: _____ Date: _____

**Clinton Power Station
Job Performance Measure (JPM)**

INITIAL CONDITIONS:

You are the Shift Manager.

It is a normal working day.

The Emergency Response Data System (ERDS) has failed.

Information Technology (IT) has been investigating the problem for 6 hours.

INITIATING CUE:

IT reports that the problem with ERDS is with an intermittent power supply.

The necessary replacement part has been ordered and will arrive tomorrow morning.

Determine any reportability and notification requirements.

CLINTON POWER STATION

Job Performance Measure

Determine On-Line Risk

JPM Number: JPM515

Revision Number: 00

Date: 06/14/13

Developed By:	G. Thullen	06/14/13
	Instructor	Date
Validated By:		
	SME or Instructor	Date
Reviewed By:		
	Operations Representative	Date
Approved By:		
	Training Department	Date

**Clinton Power Station
Job Performance Measure (JPM)**

JOB PERFORMANCE MEASURE VALIDATION CHECKLIST

NOTE: All steps of this checklist should be performed upon initial validation.
Prior to JPM usage, revalidate JPM using steps 8 and 12 below.

- _____ 1. Task description and number, JPM description and number are identified.
- _____ 2. Knowledge and Abilities (K/A) references are included.
- _____ 3. Performance location specified. (in-plant, control room, simulator, or other)
- _____ 4. Initial setup conditions are identified.
- _____ 5. Initiating cue (and terminating cue if required) are properly identified.
- _____ 6. Task standards identified and verified by SME review.
- _____ 7. Critical steps meet the criteria for critical steps and are identified with an asterisk (*).
- _____ 8. Verify the procedure(s) referenced by this JPM reflects the current revision:
Procedure _____ Rev: _____
Procedure _____ Rev: _____
Procedure _____ Rev: _____
- _____ 9. Verify cues both verbal and visual are free of conflict.
- _____ 10. Verify performance time is accurate
- _____ 11. If the JPM cannot be performed as written with proper responses, then revise the JPM.
- _____ 12. When JPM is initially validated, sign and date JPM cover page. Subsequent validations, sign and date below:

_____	SME / Instructor	_____	Date
_____	SME / Instructor	_____	Date
_____	SME / Instructor	_____	Date

**Clinton Power Station
Job Performance Measure (JPM)**

Revision Record (Summary)

Revision	Date	Description
00	06/14/13	New JPM developed for the ILT 12-1 NRC Exam. This JPM was modeled after a JPM administered during the 2009 NRC Exam at Quad Cities.

**Clinton Power Station
Job Performance Measure (JPM)**

Simulator Setup Instructions

1. No simulator setup required for this JPM.
2. This JPM can be performed in any appropriate setting where exam security can be set and the examinee has access to Paragon.
3. Execute the Paragon program.
4. At the login screen, enter an instructor LAN login in the User ID block. NO password is required. Click on OK.
5. Select Operators Module and click on OK.
6. The Operators Module View will be displayed.
7. This completes the setup for this JPM.
8. **Post JPM instructions**
 - a. After each examinee has completed this JPM, refresh the setup screen as follows:
 - 1) Close the “Operators Module View” window
 - 2) Click on “MSO” in the upper left corner
 - 3) Select “Operators Module” and click on OK.

**Clinton Power Station
Job Performance Measure (JPM)**

READ TO THE OPERATOR

I will explain the initial conditions, which step(s) to simulate or discuss, and provide the initiating cues. When you complete the task successfully, the objective of this Job Performance Measure will be satisfied.

TASK STANDARDS:

- Examinee has determined that risk level changes from Green to YELLOW when SGTS Train B is declared inoperable and unavailable.
- Examinee has determined that risk level stays YELLOW when Div 1 DG is declared inoperable and unavailable.
- Examinee has determined that required actions for ITS LCO 3.8.1 Condition B must be taken.

TOOLS, EQUIPMENT, OTHER SPECIAL REQUIREMENTS:

- Computer terminal logged on to PARAGON

PROCEDURAL/REFERENCES:

- ITS 3.8.1

EVALUATOR INSTRUCTIONS:

- Amplifying cues are provided within the JPM steps.
- All pre-job briefings are completed.
- Provide the examinee with a copy of the Initial Conditions and Initiating Cue page (back page of the JPM) when providing the initiating cue.

**Clinton Power Station
Job Performance Measure (JPM)**

INITIAL CONDITIONS:

You are the Control Room Supervisor.

CPS is operating at 912 MWe.

It has been determined that Standby Gas Treatment System (SGTS) Train 'B' is INOPERABLE AND UNAVAILABLE.

Appropriate Tech Spec LCO's have been entered.

No other LCO's are in effect.

INITIATING CUE:

Given the above conditions, determine the On-Line Risk level.

START TIME: _____

**Clinton Power Station
Job Performance Measure (JPM)**

PERFORMANCE INFORMATION

Critical steps are denoted with an asterisk (*) to the left of the step number and appear in BOLDED letters. Failure to meet the standards for a critical step constitutes failure of the Job Performance Measure. The sequence of steps is assumed unless denoted in the comments section of the JPM.

PERFORMANCE STEPS

Paragon

***JPM Step 1** **Examinee determines on-line risk level is YELLOW with VG Train ‘B’ inoperable and unavailable.**

Standard:

Examinee performs the following actions:

- 1. Clicks on the “CONTAINMENT SYS” tab.**
- 2. Clicks on “SBGT”.**
- 3. Clicks on “VG – Standby Gas Treatment A (OVG01SA)”.**
- 4. Clicks on “Unavailable”.**
- 5. Clicks on “OK” in the Add Activity dialog box.**
- 6. Reports that On-Line Risk levels are now YELLOW.**
- 7. Closes the SBGT box by clicking X in the upper right hand corner.**

Cue:

Acknowledge report from examinee that On-Line Risk is now YELLOW.

Inform the candidate as the Shift Manger that the Div 1 DG has been declared INOPERABLE AND UNAVAILABLE.

Determine 1) the On-Line risk for this added issue, and 2) required Tech Spec Actions.

Comments

The examinee may enter information in the Add Activity Dialog Box. THIS IS NOT A REQUIREMENT for satisfactory completion of the step.

SAT

UNSAT

Comment Number _____

**Clinton Power Station
Job Performance Measure (JPM)**

Paragon

***JPM Step 2** **Examinee determines on-line risk level is YELLOW with Div 1 DG inoperable and unavailable.**

Standard: **Examinee performs the following actions:**

- 1. Clicks on “AC Power” Tab.**
- 2. Clicks on “DG A (Div 1)”.**
- 3. Clicks on “DG – Emergency Diesel Gen A (Div 1)”.**
- 4. Clicks on “Unavailable”.**
- 5. Clicks on “OK” in the Add Activity dialog box.**
- 6. Reports that On-Line Risk levels remain YELLOW.**
- 7. Closes the DG A (Div 1) box by clicking X in the upper right hand corner.**

Cue: Acknowledge report from examinee that On-Line Risk remains YELLOW.

 Determine required Tech Spec Actions.

Comments ***The examinee may enter information in the Add Activity Dialog Box. THIS IS NOT A REQUIREMENT for satisfactory completion of the step.***

SAT UNSAT Comment Number _____

**Clinton Power Station
Job Performance Measure (JPM)**

Technical Specifications

***JPM Step 3** **Examinee enters ITS 3.8.1 Condition B and required actions B.1, B.2, B.3,**
ITS 3.8.1 **AND B.4.**

Standard: **Examinee reviews ITS and enters the following ITS 3.8.1 LCO actions – B.1,**
 B.2, B.3 (B.3.1 or B.3.2) AND B.4.

Cue: **Inform the candidate that another SRO will perform any and all follow-up**
 actions and that the JPM is complete.

Comments

SAT

UNSAT

Comment Number _____

**Clinton Power Station
Job Performance Measure (JPM)**

TERMINATING CUES:

On-line risk levels have been evaluated for unavailability of SGTS 'B' and Div 1 DG. ITS 3.8.1 has been evaluated and appropriate LCOs entered.

STOP TIME: _____

Clinton Power Station
Job Performance Measure (JPM)

Operator's Name: _____

Job Title: [] EO [] RO [] SRO [] STA [] SRO Cert

JPM Title: Determine On-Line Risk

JPM Number: JPM515 Revision Number: 00

Task Number and Title: 115112.01 Apply the Administrative Requirements of On-Line Risk Assessment

Table with 4 columns: K/A System, K/A Number, Importance (RO/SRO), and a detailed description of the task: Knowledge of the process for managing maintenance activities during power operations...

Suggested Testing Environment: Simulator

Actual Testing Environment: [X] Simulator [] Plant [] Control Room

Testing Method: [] Simulate [X] Perform

Alternate Path: [] Yes [X] No

SRO Only: [X] Yes [] No

Time Critical: [] Yes [X] No

Estimated Time to Complete: 20 minutes Actual Time Used: _____ minutes

References: ITS 3.8.1; Paragon

EVALUATION SUMMARY:

Were all the Critical Elements performed satisfactorily? [] Yes [] No

The operator's performance was evaluated against the standards contained in this JPM, and has been determined to be: [] Satisfactory [] Unsatisfactory

Comments: _____

Evaluator's Name: _____ (Print)

Evaluator's Signature: _____ Date: _____

**Clinton Power Station
Job Performance Measure (JPM)**

INITIAL CONDITIONS:

You are the Control Room Supervisor.

CPS is operating at 912 MWe.

It has been determined that Standby Gas Treatment System (SGTS) Train 'B' is INOPERABLE AND UNAVAILABLE.

Appropriate Tech Spec LCO's have been entered.

No other LCO's are in effect.

INITIATING CUE:

Given the above conditions, determine the On-Line Risk level.

CLINTON POWER STATION

Job Performance Measure

Select Volunteers and Authorize an Emergency Exposure for a Life-Saving Operation

JPM Number: JPM516

Revision Number: 00

Date: 06/14/13

Developed By:	<u>G. Thullen</u>	<u>06/14/13</u>
	Instructor	Date
Validated By:	_____	_____
	SME or Instructor	Date
Reviewed By:	_____	_____
	Operations Representative	Date
Approved By:	_____	_____
	Training Department	Date

**Clinton Power Station
Job Performance Measure (JPM)**

JOB PERFORMANCE MEASURE VALIDATION CHECKLIST

NOTE: All steps of this checklist should be performed upon initial validation.
Prior to JPM usage, revalidate JPM using steps 8 and 12 below.

- _____ 1. Task description and number, JPM description and number are identified.
- _____ 2. Knowledge and Abilities (K/A) references are included.
- _____ 3. Performance location specified. (in-plant, control room, simulator, or other)
- _____ 4. Initial setup conditions are identified.
- _____ 5. Initiating cue (and terminating cue if required) are properly identified.
- _____ 6. Task standards identified and verified by SME review.
- _____ 7. Critical steps meet the criteria for critical steps and are identified with an asterisk (*).
- _____ 8. Verify the procedure(s) referenced by this JPM reflects the current revision:
 Procedure _____ Rev: _____
 Procedure _____ Rev: _____
 Procedure _____ Rev: _____
- _____ 9. Verify cues both verbal and visual are free of conflict.
- _____ 10. Verify performance time is accurate
- _____ 11. If the JPM cannot be performed as written with proper responses, then revise the JPM.
- _____ 12. When JPM is initially validated, sign and date JPM cover page. Subsequent validations, sign and date below:

SME / Instructor	Date
SME / Instructor	Date
SME / Instructor	Date

**Clinton Power Station
Job Performance Measure (JPM)**

Revision Record (Summary)

Revision	Date	Description
00	06/14/13	New JPM developed for the ILT 12-1 NRC Exam. JPM was modeled after a JPM administered during an ILT Exam at LaSalle in 2012.

**Clinton Power Station
Job Performance Measure (JPM)**

Simulator Setup Instructions

1. No Simulator setup required
2. Materials:
 - The following material is required to be provided to Candidate:
 - Copy the three (3) EP-AA-113-F-02 forms on the same colored paper as the INITIAL CONDITIONS /INITIATING CUE page (Page 14).
 - Check 25 Rem TEDE on Each form.
 - The following materials are required to be available to Candidate:
 - Shift Emergency Director Notebook (located in the simulator)
 - EP-AA-113 Personnel Protective Actions (contained in the Shift Emergency Director Notebook)
 - RP-AA-203 Exposure Control and Authorization
 - EP-AA-112-100-F-01 Shift Emergency Director Checklist (contained in the Shift Emergency Director Notebook)

**Clinton Power Station
Job Performance Measure (JPM)**

READ TO THE OPERATOR

I will explain the initial conditions, which step(s) to simulate or discuss, and provide the initiating cues. When you complete the task successfully, the objective of this Job Performance Measure will be satisfied.

TASK STANDARDS:

- EP-AA-113-F-02 for B. Black and G. Green signed as Station Emergency Director

TOOLS, EQUIPMENT, OTHER SPECIAL REQUIREMENTS:

- None

PROCEDURAL/REFERENCES:

- EP-AA-113, Personnel Protective Actions, Rev. 11
- EP-AA-113-F02, Authorization for Emergency Exposure, Rev. B
- EP-AA-112-100-F-01, Shift Emergency Director Checklist, Rev. P
- RP-AA-203, Exposure Control and Authorization, Rev. 3

EVALUATOR INSTRUCTIONS:

- Amplifying cues are provided within the JPM steps.
- All pre-job briefings are completed.
- Provide the examinee with a copy of the Initial Conditions and Initiating Cue page (back page of the JPM) when providing the initiating cue.

**Clinton Power Station
Job Performance Measure (JPM)**

INITIAL CONDITIONS:

- A General Emergency has been declared.
- Fuel failure has occurred together with a large break LOCA.
- Containment venting is in progress in order to maintain containment integrity.
- The TSC has been activated, but has not been staffed.
- The appropriate EAL has been declared.
- An emergency life saving operation must be performed.
 - The operation is estimated to take between 12 and 15 minutes
 - There is a 200 R/hr field in the area
- The operation requires two (2) people to enter the field. Three (3) people have volunteered:
 - Bob Black, Employee # B537347
 - Has never received an emergency exposure
 - He is familiar with the procedures for rescuing the victim, and is fully aware of the risks involved.
 - Gary Green, Employee # B734753
 - Has never received an emergency exposure
 - He is familiar with the procedures for rescuing the victim, and is fully aware of the risks involved.
 - Walter White, Employee # B573472
 - Received a 27 R dose at a reactor in South Africa when he volunteered to assist in a similar life-saving operation.
 - He is familiar with the procedures for rescuing the victim, and is fully aware of the risks involved.
- Per RP-AA-203 Exposure Control and Authorization, a Rad Protection Supervisor has briefed the three volunteers and presented you with the forms to authorize the emergency exposure.

INITIATING CUE:

CAUTION

- All pre-job briefings are completed.

As the acting Station Emergency Director, perform the actions necessary to permit the life-saving operation.

START TIME: _____

**Clinton Power Station
Job Performance Measure (JPM)**

PERFORMANCE INFORMATION

Critical steps are denoted with an asterisk (*) to the left of the step number and appear in BOLDED letters. Failure to meet the standards for a critical step constitutes failure of the Job Performance Measure. The sequence of steps is assumed unless denoted in the comments section of the JPM.

PERFORMANCE STEPS

Note: Steps may be performed in any order

EP-AA-113 Personnel Protective Actions

JPM Step 1 Determine emergency exposure limits in excess of 5 Rem TEDE (EPA-400 lower limits) are required for Exelon emergency workers.

Standard: Estimated dose for the life saving operation calculated to be in excess of 25 Rem (12 to 15 minutes in a 200 Rem/Hr field is 40 to 50 Rem)

Cue:

Comments

SAT UNSAT Comment Number _____

JPM Step 2 For exposures at or above 5 Rem TEDE, complete an Authorization for
4.3.2.1 Emergency Exposure form EP-AA-113-F-02.

Standard: Applicable EP-AA-113-F-02 forms verified to have the REQUESTING AUTHORIZATION TO EXCEED box checked for 25 Rem TEDE

Cue:

Comments

SAT UNSAT Comment Number _____

**Clinton Power Station
Job Performance Measure (JPM)**

JPM Step 3 Verify that emergency workers have been briefed on the possible health effects of
4.3.2.2 the anticipated exposure.

Standard: Form EP-AA-113-F-02 for B. Black, G. Green, and W. White checked for Rad
Protection Management signature.

Cue:

Comments

SAT UNSAT Comment Number _____

JPM Step 4 Verify that emergency workers have volunteered.
4.3.2.3

Standard: Form EP-AA-113-F-02 for B. Black, G. Green, and W. White checked for
volunteer's signature

Cue:

Comments

SAT UNSAT Comment Number _____

**JPM Step 5 Emergency exposure in excess of 25 Rem TEDE is to be limited to once in a
*4.3.3 lifetime.**

Standard: W. White is eliminated as a potential rescuer and the examinee DOES NOT sign
this volunteer's form EP-AA-113-F-02.

Cue:

Comments

SAT UNSAT Comment Number _____

**Clinton Power Station
Job Performance Measure (JPM)**

**JPM Step 6 Complete an Authorization for Emergency Exposure for B. Black and G.
*4.3.3.1 Green**

Standard: EP-AA-113-F-02 for B. Black and G. Green signed as Station Emergency Director

Cue:

Comments

SAT

UNSAT

Comment Number _____

TERMINATING CUES:

EP-AA-113-F-02 for B. Black and G. Green signed as Station Emergency Director.

STOP TIME: _____

Clinton Power Station Job Performance Measure (JPM)

Operator's Name: _____

Job Title: EO RO SRO STA SRO Cert

JPM Title: Select Volunteers and Authorize an Emergency Exposure for a Life-Saving Operation

JPM Number: JPM516 Revision Number: 00

Task Number and Title: 997777.03 Emergency Plan Activities performed by an SRO

K/A System	K/A Number	Importance (RO/SRO)	
Generic	2.3.4	N/A	3.7
Knowledge of radiation exposure limits under normal or emergency conditions.			

Suggested Testing Environment: Simulator

Actual Testing Environment: Simulator Plant Control Room

Testing Method: Simulate **Alternate Path:** Yes No
 Perform **SRO Only:** Yes No

Time Critical: Yes No

Estimated Time to Complete: 15 minutes **Actual Time Used:** _____ minutes

- References: EP-AA-113, Personnel Protective Actions, Rev. 11
 EP-AA-113-F02, Authorization for Emergency Exposure, Rev. B
 EP-AA-112-100-F-01, Shift Emergency Director Checklist, Rev. P
 RP-AA-203, Exposure Control and Authorization, Rev. 3

EVALUATION SUMMARY:

Were all the Critical Elements performed satisfactorily? Yes No


The operator's performance was evaluated against the standards contained in this JPM, and has been determined to be: Satisfactory Unsatisfactory

Comments: _____

Evaluator's Name: _____ (Print)

Evaluator's Signature: _____ Date: _____

Clinton Power Station
Job Performance Measure (JPM)



EP-AA-113-F-02
Revision B
Page 1 of 1

AUTHORIZATION FOR EMERGENCY EXPOSURE

Name: Bob Black

Date / Time: Today / Current

Employee ID Number: B537347

Current Annual Exposure: 152 mRem

Reason For Request:

Life saving operation

REQUESTING AUTHORIZATION TO EXCEED:

- 5 Rem TEDE (Authorized to receive greater than 5 Rem TEDE but less than 10 Rem TEDE)
- 10 Rem TEDE (Authorized to receive greater than 10 Rem TEDE but less than 25 Rem TEDE)
- 25 Rem TEDE (Authorized to receive greater than 25 Rem TEDE)

Bob Black

Today / 5 minutes ago

* Emergency Worker Signature

Date / Time

* Emergency Worker Exposure Limits and Associated Risks (EP-AA-113 Attachment 1) have been reviewed and the potential health affects are understood.

R.P. Manager

Today / 5 minutes ago

Rad. Protection Management (Review)


Date / Time

Station Emergency Director (Authorization)

Date / Time

The Shift Manager (Shift Emergency Director) may approve prior to transferring Command and Control to the Station Emergency Director.

Clinton Power Station
Job Performance Measure (JPM)



EP-AA-113-F-02

Revision B

Page 1 of 1

AUTHORIZATION FOR EMERGENCY EXPOSURE

Name: Gary Green

Date / Time: Today / Current

Employee ID Number: B734753

Current Annual Exposure: 57 mRem

Reason For Request:

Life saving operation

REQUESTING AUTHORIZATION TO EXCEED:

- 5 Rem TEDE (Authorized to receive greater than 5 Rem TEDE but less than 10 Rem TEDE)
- 10 Rem TEDE (Authorized to receive greater than 10 Rem TEDE but less than 25 Rem TEDE)
- 25 Rem TEDE (Authorized to receive greater than 25 Rem TEDE)

Gary Green

Today / 5 minutes ago

* Emergency Worker Signature

Date / Time

* Emergency Worker Exposure Limits and Associated Risks (EP-AA-113 Attachment 1) have been reviewed and the potential health affects are understood.

R.P. Manager

Today / 5 minutes ago

Rad. Protection Management (Review)


Date / Time

Station Emergency Director (Authorization)

Date / Time

The Shift Manager (Shift Emergency Director) may approve prior to transferring Command and Control to the Station Emergency Director.

Clinton Power Station
Job Performance Measure (JPM)



EP-AA-113-F-02
Revision B
Page 1 of 1

AUTHORIZATION FOR EMERGENCY EXPOSURE

Name: Walter White

Date / Time: Today / Current

Employee ID Number: B573472

Current Annual Exposure: 98 mRem

Reason For Request:

Life saving operation

REQUESTING AUTHORIZATION TO EXCEED:

- 5 Rem TEDE (Authorized to receive greater than 5 Rem TEDE but less than 10 Rem TEDE)
- 10 Rem TEDE (Authorized to receive greater than 10 Rem TEDE but less than 25 Rem TEDE)
- 25 Rem TEDE (Authorized to receive greater than 25 Rem TEDE)

Walter White

Today / 5 minutes ago

* Emergency Worker Signature

Date / Time

* Emergency Worker Exposure Limits and Associated Risks (EP-AA-113 Attachment 1) have been reviewed and the potential health affects are understood.

R.P. Manager

Today / 5 minutes ago

Rad. Protection Management (Review)

Date / Time

Station Emergency Director (Authorization)

Date / Time

The Shift Manager (Shift Emergency Director) may approve prior to transferring Command and Control to the Station Emergency Director.

**Clinton Power Station
Job Performance Measure (JPM)**

INITIAL CONDITIONS:

- A General Emergency has been declared.
- Fuel failure has occurred together with a large break LOCA.
- Containment venting is in progress in order to maintain containment integrity.
- The TSC has been activated, but has not been staffed.
- The appropriate EAL has been declared.
- An emergency life saving operation must be performed.
 - The operation is estimated to take between 12 and 15 minutes
 - There is a 200 R/hr field in the area
- The operation requires two (2) people to enter the field. Three (3) people have volunteered:
 - Bob Black, Employee # B537347
 - Has never received an emergency exposure
 - He is familiar with the procedures for rescuing the victim, and is fully aware of the risks involved.
 - Gary Green, Employee # B734753
 - Has never received an emergency exposure
 - He is familiar with the procedures for rescuing the victim, and is fully aware of the risks involved.
 - Walter White, Employee # B573472
 - Received a 27 R dose at a reactor in South Africa when he volunteered to assist in a similar life-saving operation.
 - He is familiar with the procedures for rescuing the victim, and is fully aware of the risks involved.
- Per RP-AA-203 Exposure Control and Authorization, a Rad Protection Supervisor has briefed the three volunteers and presented you with the forms to authorize the emergency exposure.

INITIATING CUE:

CAUTION

- All pre-job briefings are completed.

As the acting Station Emergency Director, perform the actions necessary to permit the life-saving operation.

**Clinton Power Station
Job Performance Measure (JPM)**

JOB PERFORMANCE MEASURE VALIDATION CHECKLIST

NOTE: All steps of this checklist should be performed upon initial validation.
Prior to JPM usage, revalidate JPM using steps 8 and 12 below.

- _____ 1. Task description and number, JPM description and number are identified.
- _____ 2. Knowledge and Abilities (K/A) references are included.
- _____ 3. Performance location specified. (in-plant, control room, simulator, or other)
- _____ 4. Initial setup conditions are identified.
- _____ 5. Initiating cue (and terminating cue if required) are properly identified.
- _____ 6. Task standards identified and verified by SME review.
- _____ 7. Critical steps meet the criteria for critical steps and are identified with an asterisk (*).
- _____ 8. Verify the procedure(s) referenced by this JPM reflects the current revision:
Procedure _____ Rev: _____
Procedure _____ Rev: _____
Procedure _____ Rev: _____
- _____ 9. Verify cues both verbal and visual are free of conflict.
- _____ 10. Verify performance time is accurate
- _____ 11. If the JPM cannot be performed as written with proper responses, then revise the JPM.
- _____ 12. When JPM is initially validated, sign and date JPM cover page. Subsequent validations, sign and date below:

_____	SME / Instructor	_____	Date
_____	SME / Instructor	_____	Date
_____	SME / Instructor	_____	Date

**Clinton Power Station
Job Performance Measure (JPM)**

Revision Record (Summary)

Revision	Date	Description
00	02/26/09	Converted from old JPM and updated procedure revisions
01	06/14/13	Converted to new template

**Clinton Power Station
Job Performance Measure (JPM)**

READ TO THE OPERATOR

I will explain the initial conditions, which step(s) to simulate or discuss, and provide the initiating cues. When you complete the task successfully, the objective of this Job Performance Measure will be satisfied.

TASK STANDARDS:

- Determine the action is to Evacuate 2 Mile Radius & 5 Miles Downwind

TOOLS, EQUIPMENT, OTHER SPECIAL REQUIREMENTS:

- None

PROCEDURAL/REFERENCES:

- EP-AA-111, Emergency Classification and Protective Action Recommendations, Rev 18
- EP-AA-1003, Radiological Emergency Plan Annex for Clinton Station, Rev 22
- EP-AA-111-F-07, Clinton Plant based Par Flowchart, Rev E
- EP-AA-112-100-F-01 Shift Emergency Director Checklist, Rev. Q

EVALUATOR INSTRUCTIONS:

- Amplifying cues are provided within the JPM steps.
- All pre-job briefings are completed.
- Provide the examinee with a copy of the Initial Conditions and Initiating Cue page (back page of the JPM) when providing the initiating cue.

**Clinton Power Station
Job Performance Measure (JPM)**

INITIAL CONDITIONS:

You are the Shift Manager.

Reactor Water level is -177 inches and lowering with no injection sources available.

Radiation levels in the containment are 37 R/hr.

Hydrogen concentration in the drywell is 9.2%.

No release is in progress.

The wind direction is 159°.

INITIATING CUE:

CAUTION

- All pre-job briefings are completed.
- No equipment or controls will be manipulated during this evaluation, only Simulated Actions will occur.
- Do NOT shine any type light into a panel.

This JPM is time critical.

You are to determine if any Emergency Action Levels have been exceeded.

Evaluator: Log START TIME as soon as the Initiating Cue is read and acknowledged by the examinee.

START TIME: _____

**Clinton Power Station
Job Performance Measure (JPM)**

PERFORMANCE INFORMATION

Critical steps are denoted with an asterisk (*) to the left of the step number and appear in BOLDED letters. Failure to meet the standards for a critical step constitutes failure of the Job Performance Measure. The sequence of steps is assumed unless denoted in the comments section of the JPM.

PERFORMANCE STEPS

EP-AA-1003 Radiological Emergency Plan Annex For Clinton Station

***JPM Step 1 Examinee determines that a Site Area Emergency EAL has been exceeded due to FS1 Loss or Potential Loss of ANY two barriers.**

Standard: Examinee reviews EP-AA-1003 Hot Matrix and determines that FS1 threshold has been exceeded due to:

- Potential Loss of Fuel Clad because RPV level cannot be restored and maintained > -162 inches (TAF).
- Loss of Reactor Coolant System because Containment Radiation Monitor reading > 33 R/hr and RPV level cannot be restored and maintained > -162 inches (TAF).
- Potential Loss of Containment because Drywell hydrogen concentration \geq 9%

Cue: Acknowledge report from the examinee.

Comments Evaluator Note: A 15-minute clock to declare the EAL starts as soon as the initiating cue is read and acknowledged via 3-part communication by the examinee. Record the time of the declaration below. The time declared must be no more than 15 minutes from the START TIME.

Record Time EAL Declared _____

Record Start Time (from Page 5) _____

NOT longer than 15 minutes between the time EAL Declared and Start Time:

YES / NO

**Clinton Power Station
Job Performance Measure (JPM)**

SAT UNSAT Comment Number _____

JPM Step 2 Evaluator provides an additional cue.

Standard: Examinee acknowledges the additional information provided by the evaluator.

Cue: After the EAL call has been made, cue the examinee as follows:

- Hydrogen concentration in the Drywell is now 10.2%.
- Radiation level in the containment is now 6371 R/hr.
- No release is in progress.
- Wind direction is 159°.

Does this additional information require re-evaluation, and if so, perform any required actions.

Comments Evaluator Note: A 15-minute clock to declare the EAL starts as soon as the initiating cue in JPM step 2 is read and acknowledged via 3-part communication by the examinee.

Record Start Time _____

SAT UNSAT Comment Number _____

**Clinton Power Station
Job Performance Measure (JPM)**

***JPM Step 3 Examinee determines that a General Emergency EAL has been exceeded due to FG1 Loss of ANY two barriers AND Loss or Potential Loss of third barrier.**

Standard: Examinee reviews EP-AA-1003 Hot Matrix and determines that FG1 threshold has been exceeded due to:

- Loss of Fuel Clad because Containment Radiation Monitor is reading > 41.3 R/hr.
- Loss of Reactor Coolant System because Containment Radiation Monitor is reading > 33 R/hr and RPV level cannot be restored and maintained > - 162 inches (TAF).
- Potential Loss of Containment because Containment Radiation Monitor is reading > 97 R/hr and DW Hydrogen concentration is \geq 9%.

Cue: Acknowledge report from the examinee.

Comments Evaluator Note: A 15-minute clock to declare the EAL starts as soon as the initiating cue is read and acknowledged via 3-part communication by the examinee. Record the time of the declaration below. The time declared must be no more than 15 minutes from the START TIME.

Record Time EAL Declared _____

Record Start Time (from JPM Step 2) _____

NOT longer than 15 minutes between the time EAL Declared and Start Time:

YES / NO

SAT

UNSAT

Comment Number _____

**Clinton Power Station
Job Performance Measure (JPM)**

***JPM Step 3** **Examinee determines the protective action recommendation is to Evacuate Sub Area 1 for a 2 mile radius and 5 miles downwind.**

Standard: Examinee reviews EP-AA-111-F-07 Clinton Plant Based PAR Flowchart and determines the action is to evacuate Sub Area 1 for a 2 mile radius and 5 miles downwind.

Cue: None

Comments

SAT

UNSAT

Comment Number _____

TERMINATING CUES:

EAL thresholds evaluated and Protective Action Recommendations determined.

STOP TIME: _____

**Clinton Power Station
Job Performance Measure (JPM)**

Operator's Name: _____

Job Title: EO RO SRO STA SRO Cert

JPM Title: Determine a Protective Action Recommendation

JPM Number: JPM116 Revision Number: 01

Task Number and Title: 997777.02, Determine a Protective Action Recommendation

K/A System	K/A Number	Importance (RO/SRO)	
Generic	2.4.44	2.4	4.4
Knowledge of emergency plan protective action recommendations.			

Suggested Testing Environment: Simulator

Actual Testing Environment: Simulator Plant Control Room

Testing Method: Simulate **Alternate Path:** Yes No
 Perform **SRO Only:** Yes No

Time Critical: Yes No

Estimated Time to Complete: 20 minutes Actual Time Used: _____ minutes

References:

- EP-AA-111, Emergency Classification and Protective Action Recommendations, Rev 18
- EP-AA-1003, Radiological Emergency Plan Annex for Clinton Station, Rev 22
- EP-AA-111-F-07, Clinton Plant based Par Flowchart, Rev E
- EP-AA-112-100-F-01 Shift Emergency Director Checklist, Rev. P

EVALUATION SUMMARY:

Were all the Critical Elements performed satisfactorily? Yes No

The operator's performance was evaluated against the standards contained in this JPM, and has been determined to be: Satisfactory Unsatisfactory

Comments: _____

Evaluator's Name: _____ (Print)

Evaluator's Signature: _____ Date: _____

**Clinton Power Station
Job Performance Measure (JPM)**

INITIAL CONDITIONS:

You are the Shift Manager.

Reactor Water level is -177 inches and lowering with no injection sources available.

Radiation levels in the containment are 37 R/hr.

Hydrogen concentration in the drywell is 9.2%.

No release is in progress.

The wind direction is 159°.

INITIATING CUE:

CAUTION

- All pre-job briefings are completed.
- No equipment or controls will be manipulated during this evaluation, only Simulated Actions will occur.
- Do NOT shine any type light into a panel.

This JPM is time critical.

You are to determine if any Emergency Action Levels have been exceeded.