



Friday, April 08, 2011

Phil Cavendor  
AUC, LLC  
1536 Cole Blvd  
Suite 330  
Lakewood, CO 80401

RE: Reno Creek Project

Order No.: S1102218

Dear Phil Cavendor:

Inter-Mountain Laboratories received samples OM4-001-110217, and UM4-001-110217 on February 18, 2011.

There were no problems with the analyses and all data for associated QC met EPA or laboratory specifications except where noted in the Case Narrative.

If you have any questions regarding these tests results, please feel free to call.

Sincerely,

Lacey Ketron  
Project Manager

xc: File  
Encl.



Date: 4/8/2011

**CLIENT:** AUC LLC  
**Project:** Reno Creek Project  
**Lab Order:** S1102218

**CASE NARRATIVE**  
**Report ID:** S1102218002  
(Replaces S1102218001)

Samples OM4-001-110217, and UM4-001-110217 were received on February 18, 2011.

All samples were received and analyzed within the EPA recommended holding times, except those noted in this case narrative. Samples were analyzed using the methods outlined in the following references:

U.S.E.P.A. 600 "Methods for Chemical Analysis of Water and Wastes", 1993  
"Standard Methods For The Examination of Water and Wastewater", 20th ed., 1998  
Test Methods for Evaluating Solid Waste, Physical/Chemical Methods, SW846, 3rd Edition  
Methods indicated with the Monday, March 12, 2007 Federal Register, 40 CFR Part 122, 136 et al.

All Quality Control parameters met the acceptance criteria defined by EPA and Inter-Mountain Laboratories except as indicated in this case narrative.

For the purposes of this report, the Reporting Limit (RL) is the Practical Quantitation Limit (PQL).

Radon 222 was analyzed through ALS Laboratory Group Certification #: CO00078.

Qualifiers by sample

S1102218-001 - General Parameters/Radon-222 - Analyzed by a contract laboratory  
S1102218-002 - General Parameters/Radon-222 - Analyzed by a contract laboratory

Qualifiers by sample

LCS-R67919 - General Parameters/Radon-222 - Analyzed by a contract laboratory  
MB-R67919 - General Parameters/Radon-222 - Analyzed by a contract laboratory

Reviewed by:

Lacey Ketron, Water Lab Supervisor



### Sample Analysis Report

**Company:** AUC LLC  
1536 Cole Blvd  
Lakewood, CO 80401

**Date Reported:** 4/8/2011  
**Report ID:** S1102218002  
(Replaces S1102218001)

**ProjectName:** Reno Creek Project  
**Lab ID:** S1102218-001  
**ClientSample ID:** UM4-001-110217  
**COC:** RC 08009

**WorkOrder:** S1102218  
**CollectionDate:** 2/17/2011 11:25:00 AM  
**DateReceived:** 2/18/2011 10:00:00 AM  
**FieldSampler:** TN  
**Matrix:** Water


Analyses	Result	Units	Qual	RL	Method	Date Analyzed/Init
<b>Field</b>						
pH Reading 1	7.51	s.u.			Field	2/17/2011 11:25:00 AM
pH Reading 2	7.50	s.u.			Field	2/17/2011 11:25:00 AM
pH Reading 3	7.50	s.u.			Field	2/17/2011 11:25:00 AM
Conductivity Reading 1	1258	µmhos/cm			Field	2/17/2011 11:25:00 AM
Conductivity Reading 2	1271	µmhos/cm			Field	2/17/2011 11:25:00 AM
Conductivity Reading 3	1281	µmhos/cm			Field	2/17/2011 11:25:00 AM
Turbidity Reading 1	4.03	NTU			Field	2/17/2011 11:25:00 AM
Turbidity Reading 2	3.53	NTU			Field	2/17/2011 11:25:00 AM
Turbidity Reading 3	2.93	NTU			Field	2/17/2011 11:25:00 AM
Dissolved Oxygen Reading 1	0.19	mg/L			Field	2/17/2011 11:25:00 AM
Dissolved Oxygen Reading 2	0.19	mg/L			Field	2/17/2011 11:25:00 AM
Dissolved Oxygen Reading 3	0.19	mg/L			Field	2/17/2011 11:25:00 AM
Temperature Reading 1	8.57	°C			Field	2/17/2011 11:25:00 AM
Temperature Reading 2	8.64	°C			Field	2/17/2011 11:25:00 AM
Temperature Reading 3	8.55	°C			Field	2/17/2011 11:25:00 AM
Oxygen Reduction Potential Reading	-185.6	mV			Field	2/17/2011 11:25:00 AM
Oxygen Reduction Potential Reading	-189.0	mV			Field	2/17/2011 11:25:00 AM
Oxygen Reduction Potential Reading	-193.5	mV			Field	2/17/2011 11:25:00 AM
Purge Rate Reading 1	150	ml/min			Field	2/17/2011 11:25:00 AM
Purge Rate Reading 2	150	ml/min			Field	2/17/2011 11:25:00 AM
Purge Rate Reading 3	150	ml/min			Field	2/17/2011 11:25:00 AM
Water Level Reading 1	159.71	Ft			Field	2/17/2011 11:25:00 AM
Water Level Reading 2	159.75	Ft			Field	2/17/2011 11:25:00 AM
Water Level Reading 3	159.87	Ft			Field	2/17/2011 11:25:00 AM

**These results apply only to the samples tested.**

**RL - Reporting Limit**

- Qualifiers:**
- \* Value exceeds Maximum Contaminant Level
  - C Calculated Value
  - H Holding times for preparation or analysis exceeded
  - L Analyzed by a contract laboratory
  - ND Not Detected at the Reporting Limit
  - S Spike Recovery outside accepted recovery limits

- B Analyte detected in the associated Method Blank
- E Value above quantitation range
- J Analyte detected below quantitation limits
- M Value exceeds Monthly Ave or MCL
- O Outside the Range of Dilutions

Reviewed by:   
Lacey Ketron, Water Lab Supervisor



### Sample Analysis Report

**Company:** AUC LLC  
1536 Cole Blvd  
Lakewood, CO 80401

**Date Reported** 4/8/2011  
**Report ID** S1102218002  
(Replaces S1102218001)

**ProjectName:** Reno Creek Project  
**Lab ID:** S1102218-001  
**ClientSample ID:** UM4-001-110217  
**COC:** RC 08009

**WorkOrder:** S1102218  
**CollectionDate:** 2/17/2011 11:25:00 AM  
**DateReceived:** 2/18/2011 10:00:00 AM  
**FieldSampler:** TN  
**Matrix:** Water

Analyses	Result	Units	Qual	RL	Method	Date Analyzed/Init	
<b>Anions/Cations</b>							
Alkalinity, Total (As CaCO3)	138	mg/L		5	SM 2320B	2/18/2011 3:26:29 PM	AMB
Alkalinity, Bicarbonate as HCO3	168	mg/L		5	SM 2320B	2/18/2011 3:26:29 PM	AMB
Alkalinity, Carbonate as CO3	ND	mg/L		5	SM 2320B	2/18/2011 3:26:29 PM	AMB
Chloride	38	mg/L		1	EPA 300.0	2/21/2011 7:46:00 PM	KO
Fluoride	0.3	mg/L		0.1	SM 4500FC	2/18/2011 3:26:29 PM	AMB
Nitrogen, Nitrate-Nitrite (as N)	ND	mg/L		0.1	EPA 353.2	2/24/2011 4:30:00 PM	AS
Sulfate	852	mg/L		1	EPA 300.0	2/21/2011 7:46:00 PM	KO
Calcium	114	mg/L		1	EPA 200.7	2/18/2011 4:48:34 PM	DG
Magnesium	19	mg/L		1	EPA 200.7	2/18/2011 4:48:34 PM	DG
Potassium	10	mg/L		1	EPA 200.7	2/18/2011 4:48:34 PM	DG
Sodium	340	mg/L		1	EPA 200.7	2/18/2011 4:48:34 PM	DG
Nitrogen, Ammonia (As N)	ND	mg/L		0.1	EPA 350.1	2/24/2011 2:59:00 PM	AS
Silica as SiO2	14	mg/L		1	EPA 200.7	2/18/2011 4:48:34 PM	DG
<b>General Parameters</b>							
pH	7.6	s.u.		0.1	SM 4500 H B	2/18/2011 3:26:29 PM	AMB
Electrical Conductivity	1770	µmhos/cm		5	SM 2510B	2/18/2011 3:26:29 PM	AMB
Total Dissolved Solids (180)	1500	mg/L		10	SM 2540	2/18/2011 10:40:00 AM	JF
<b>Data Quality</b>							
Cation Sum	22.31	meq/L		0.01	SM 1030E	3/8/2011 2:47:43 PM	LJK
Anion Sum	21.58	meq/L		0.01	SM 1030E	3/8/2011 2:47:43 PM	LJK
Cation-Anion Balance (± 5%)	1.66	%		0.01	SM 1030E	3/8/2011 2:47:43 PM	LJK
Solids, Total Dissolved (Calc)	1460	mg/L		10	SM 1030E	3/8/2011 2:47:43 PM	LJK
Calculated TDS/TDS Ratio (0.80-1.20)	1.03	dec %		0.01	Calculation	3/8/2011 3:26:08 PM	LJK

These results apply only to the samples tested.

RL - Reporting Limit

- Qualifiers:**
- \* Value exceeds Maximum Contaminant Level
  - C Calculated Value
  - H Holding times for preparation or analysis exceeded
  - L Analyzed by a contract laboratory
  - ND Not Detected at the Reporting Limit
  - S Spike Recovery outside accepted recovery limits

- B Analyte detected in the associated Method Blank
- E Value above quantitation range
- J Analyte detected below quantitation limits
- M Value exceeds Monthly Ave or MCL
- O Outside the Range of Dilutions

Reviewed by:   
Lacey Ketron, Water Lab Supervisor



### Sample Analysis Report

**Company:** AUC LLC  
1536 Cole Blvd  
Lakewood, CO 80401

**Date Reported:** 4/8/2011  
**Report ID:** S1102218002  
(Replaces S1102218001)

**ProjectName:** Reno Creek Project  
**Lab ID:** S1102218-001  
**ClientSample ID:** UM4-001-110217  
**COC:** RC 08009

**WorkOrder:** S1102218  
**CollectionDate:** 2/17/2011 11:25:00 AM  
**DateReceived:** 2/18/2011 10:00:00 AM  
**FieldSampler:** TN  
**Matrix:** Water


Analyses	Result	Units	Qual	RL	Method	Date Analyzed/Init	
<b>Metals - Dissolved</b>							
Aluminum	ND	mg/L		0.1	EPA 200.7	2/18/2011 4:48:34 PM	DG
Arsenic	0.003	mg/L		0.001	EPA 200.8	2/21/2011 4:27:57 PM	MS
Barium	ND	mg/L		0.1	EPA 200.8	2/21/2011 4:27:57 PM	MS
Boron	ND	mg/L		0.1	EPA 200.7	2/18/2011 4:48:34 PM	DG
Cadmium	ND	mg/L		0.001	EPA 200.8	2/21/2011 4:27:57 PM	MS
Chromium	ND	mg/L		0.01	EPA 200.7	2/18/2011 4:48:34 PM	DG
Copper	ND	mg/L		0.01	EPA 200.8	2/21/2011 4:27:57 PM	MS
Iron	0.14	mg/L		0.05	EPA 200.7	2/18/2011 4:48:34 PM	DG
Lead	ND	mg/L		0.01	EPA 200.8	2/21/2011 4:27:57 PM	MS
Manganese	0.69	mg/L		0.01	EPA 200.7	2/18/2011 4:48:34 PM	DG
Mercury	ND	mg/L		0.001	EPA 245.1	2/23/2011 9:56:31 AM	BK
Molybdenum	0.02	mg/L		0.01	EPA 200.8	2/21/2011 4:27:57 PM	MS
Nickel	ND	mg/L		0.05	EPA 200.7	2/18/2011 4:48:34 PM	DG
Selenium	ND	mg/L		0.005	EPA 200.8	2/21/2011 4:27:57 PM	MS
Uranium	0.0021	mg/L		0.0003	EPA 200.8	2/21/2011 4:27:57 PM	MS
Vanadium	ND	mg/L		0.1	EPA 200.8	2/21/2011 4:27:57 PM	MS
Zinc	ND	mg/L		0.01	EPA 200.7	2/18/2011 4:48:34 PM	DG
<b>Metals - Suspended</b>							
Uranium	ND	mg/L		0.0003	EPA 200.8	2/25/2011 1:24:18 PM	MS
<b>Metals - Total</b>							
Iron	0.26	mg/L		0.05	EPA 200.7	2/21/2011 6:09:18 PM	DG
Manganese	0.72	mg/L		0.01	EPA 200.7	2/21/2011 6:09:18 PM	DG

These results apply only to the samples tested.

#### RL - Reporting Limit

- Qualifiers:**
- \* Value exceeds Maximum Contaminant Level
  - C Calculated Value
  - H Holding times for preparation or analysis exceeded
  - L Analyzed by a contract laboratory
  - ND Not Detected at the Reporting Limit
  - S Spike Recovery outside accepted recovery limits

- B Analyte detected in the associated Method Blank
- E Value above quantitation range
- J Analyte detected below quantitation limits
- M Value exceeds Monthly Ave or MCL
- O Outside the Range of Dilutions

Reviewed by:   
Lacey Ketron, Water Lab Supervisor



Sample Analysis Report

Company: AUC LLC
1536 Cole Blvd
Lakewood, CO 80401

Date Reported 4/8/2011
Report ID S1102218002
(Replaces S1102218001)

ProjectName: Reno Creek Project
Lab ID: S1102218-001
ClientSample ID: UM4-001-110217
COC: RC 08009

WorkOrder: S1102218
CollectionDate: 2/17/2011 11:25:00 AM
DateReceived: 2/18/2011 10:00:00 AM
FieldSampler: TN
Matrix: Water

Table with 7 columns: Analyses, Result, Units, Qual, RL, Method, Date Analyzed/Init. Rows include Radionuclides - Dissolved (Gross Alpha, Lead 210, etc.), Radionuclides - Suspended (Lead 210, Polonium 210, etc.), and Radionuclides - Total (Radon 222).

These results apply only to the samples tested.

RL - Reporting Limit

- Qualifiers: \* Value exceeds Maximum Contaminant Level
C Calculated Value
H Holding times for preparation or analysis exceeded
L Analyzed by a contract laboratory
ND Not Detected at the Reporting Limit
S Spike Recovery outside accepted recovery limits

- B Analyte detected in the associated Method Blank
E Value above quantitation range
J Analyte detected below quantitation limits
M Value exceeds Monthly Ave or MCL
O Outside the Range of Dilutions

Reviewed by: [Signature]
Lacey Ketron, Water Lab Supervisor



Sample Analysis Report

Company: AUC LLC
1536 Cole Blvd
Lakewood, CO 80401

Date Reported 4/8/2011
Report ID S1102218002
(Replaces S1102218001)

ProjectName: Reno Creek Project
Lab ID: S1102218-002
ClientSample ID: OM4-001-110217
COC: RC 08009

WorkOrder: S1102218
CollectionDate: 2/17/2011 2:45:00 PM
DateReceived: 2/18/2011 10:00:00 AM
FieldSampler: TN
Matrix: Water

Table with 7 columns: Analyses, Result, Units, Qual, RL, Method, Date Analyzed/Init. Rows include pH Reading, Conductivity Reading, Turbidity Reading, Dissolved Oxygen Reading, Temperature Reading, Oxygen Reduction Potential Reading, and Purge Rate Reading.

These results apply only to the samples tested.

RL - Reporting Limit

- Qualifiers: \* Value exceeds Maximum Contaminant Level
C Calculated Value
H Holding times for preparation or analysis exceeded
L Analyzed by a contract laboratory
ND Not Detected at the Reporting Limit
S Spike Recovery outside accepted recovery limits

- B Analyte detected in the associated Method Blank
E Value above quantitation range
J Analyte detected below quantitation limits
M Value exceeds Monthly Ave or MCL
O Outside the Range of Dilutions

Reviewed by: [Signature]
Lacey Ketron, Water Lab Supervisor



## Sample Analysis Report

**Company:** AUC LLC  
1536 Cole Blvd  
Lakewood, CO 80401

**Date Reported:** 4/8/2011  
**Report ID:** S1102218002  
(Replaces S1102218001)

**ProjectName:** Reno Creek Project  
**Lab ID:** S1102218-002  
**ClientSample ID:** OM4-001-110217  
**COC:** RC 08009

**WorkOrder:** S1102218  
**CollectionDate:** 2/17/2011 2:45:00 PM  
**DateReceived:** 2/18/2011 10:00:00 AM  
**FieldSampler:** TN  
**Matrix:** Water

Analyses	Result	Units	Qual	RL	Method	Date Analyzed/Init	
<b>Anions/Cations</b>							
Alkalinity, Total (As CaCO3)	265	mg/L		5	SM 2320B	2/18/2011 3:36:33 PM	AMB
Alkalinity, Bicarbonate as HCO3	323	mg/L		5	SM 2320B	2/18/2011 3:36:33 PM	AMB
Alkalinity, Carbonate as CO3	ND	mg/L		5	SM 2320B	2/18/2011 3:36:33 PM	AMB
Chloride	3	mg/L		1	EPA 300.0	2/21/2011 8:00:00 PM	KO
Fluoride	0.2	mg/L		0.1	SM 4500FC	2/18/2011 3:36:33 PM	AMB
Nitrogen, Nitrate-Nitrite (as N)	ND	mg/L		0.1	EPA 353.2	3/3/2011 3:30:00 PM	AS
Sulfate	328	mg/L		1	EPA 300.0	2/21/2011 8:00:00 PM	KO
Calcium	138	mg/L		1	EPA 200.7	3/7/2011 2:45:24 PM	DG
Magnesium	41	mg/L		1	EPA 200.7	3/7/2011 2:45:24 PM	DG
Potassium	7	mg/L		1	EPA 200.7	3/7/2011 2:45:24 PM	DG
Sodium	40	mg/L		1	EPA 200.7	3/7/2011 2:45:24 PM	DG
Nitrogen, Ammonia (As N)	ND	mg/L		0.1	EPA 350.1	2/24/2011 3:00:00 PM	AS
Silica as SiO2	15	mg/L		1	EPA 200.7	2/18/2011 4:50:54 PM	DG
<b>General Parameters</b>							
pH	7.7	s.u.		0.1	SM 4500 H B	2/18/2011 3:36:33 PM	AMB
Electrical Conductivity	950	µmhos/cm		5	SM 2510B	2/18/2011 3:36:33 PM	AMB
Total Dissolved Solids (180)	780	mg/L		10	SM 2540	2/18/2011 10:45:00 AM	JF
<b>Data Quality</b>							
Cation Sum	12.18	meq/L		0.01	SM 1030E	3/8/2011 2:47:43 PM	LJK
Anion Sum	12.20	meq/L		0.01	SM 1030E	3/8/2011 2:47:43 PM	LJK
Cation-Anion Balance (± 5%)	0.07	%		0.01	SM 1030E	3/8/2011 2:47:43 PM	LJK
Solids, Total Dissolved (Calc)	730	mg/L		10	SM 1030E	3/8/2011 2:47:43 PM	LJK
Calculated TDS/TDS Ratio (0.80-1.20)	1.07	dec %		0.01	Calculation	3/8/2011 3:26:08 PM	LJK

These results apply only to the samples tested.

**RL - Reporting Limit**

**Qualifiers:**

- \* Value exceeds Maximum Contaminant Level
- C Calculated Value
- H Holding times for preparation or analysis exceeded
- L Analyzed by a contract laboratory
- ND Not Detected at the Reporting Limit
- S Spike Recovery outside accepted recovery limits

- B Analyte detected in the associated Method Blank
- E Value above quantitation range
- J Analyte detected below quantitation limits
- M Value exceeds Monthly Ave or MCL
- O Outside the Range of Dilutions

Reviewed by:   
Lacey Ketron, Water Lab Supervisor





### Sample Analysis Report

**Company:** AUC LLC  
1536 Cole Blvd  
Lakewood, CO 80401

**Date Reported** 4/8/2011  
**Report ID** S1102218002  
(Replaces S1102218001)

**ProjectName:** Reno Creek Project  
**Lab ID:** S1102218-002  
**ClientSample ID:** OM4-001-110217  
**COC:** RC 08009

**WorkOrder:** S1102218  
**CollectionDate:** 2/17/2011 2:45:00 PM  
**DateReceived:** 2/18/2011 10:00:00 AM  
**FieldSampler:** TN  
**Matrix:** Water


Analyses	Result	Units	Qual	RL	Method	Date Analyzed/Init	
<b>Metals - Dissolved</b>							
Aluminum	ND	mg/L		0.1	EPA 200.7	2/18/2011 4:50:54 PM	DG
Arsenic	ND	mg/L		0.001	EPA 200.8	2/21/2011 12:03:53 PM	MS
Barium	ND	mg/L		0.1	EPA 200.8	2/21/2011 12:03:53 PM	MS
Boron	ND	mg/L		0.1	EPA 200.7	2/18/2011 4:50:54 PM	DG
Cadmium	ND	mg/L		0.001	EPA 200.8	2/21/2011 12:03:53 PM	MS
Chromium	ND	mg/L		0.01	EPA 200.7	2/18/2011 4:50:54 PM	DG
Copper	ND	mg/L		0.01	EPA 200.8	2/21/2011 12:03:53 PM	MS
Iron	ND	mg/L		0.05	EPA 200.7	2/18/2011 4:50:54 PM	DG
Lead	ND	mg/L		0.01	EPA 200.8	2/21/2011 12:03:53 PM	MS
Manganese	0.21	mg/L		0.01	EPA 200.7	2/18/2011 4:50:54 PM	DG
Mercury	ND	mg/L		0.001	EPA 245.1	2/23/2011 9:58:07 AM	BK
Molybdenum	ND	mg/L		0.01	EPA 200.8	2/21/2011 12:03:53 PM	MS
Nickel	ND	mg/L		0.05	EPA 200.7	2/18/2011 4:50:54 PM	DG
Selenium	ND	mg/L		0.005	EPA 200.8	2/21/2011 12:03:53 PM	MS
Uranium	0.0023	mg/L		0.0003	EPA 200.8	2/21/2011 12:03:53 PM	MS
Vanadium	ND	mg/L		0.1	EPA 200.8	2/21/2011 12:03:53 PM	MS
Zinc	0.06	mg/L		0.01	EPA 200.7	2/18/2011 4:50:54 PM	DG
<b>Metals - Suspended</b>							
Uranium	ND	mg/L		0.0003	EPA 200.8	2/25/2011 1:27:53 PM	MS
<b>Metals - Total</b>							
Iron	0.07	mg/L		0.05	EPA 200.7	2/21/2011 6:11:37 PM	DG
Manganese	0.24	mg/L		0.01	EPA 200.7	2/21/2011 6:11:37 PM	DG

These results apply only to the samples tested.

#### RL - Reporting Limit

- Qualifiers:**
- \* Value exceeds Maximum Contaminant Level
  - C Calculated Value
  - H Holding times for preparation or analysis exceeded
  - L Analyzed by a contract laboratory
  - ND Not Detected at the Reporting Limit
  - S Spike Recovery outside accepted recovery limits

- B Analyte detected in the associated Method Blank
- E Value above quantitation range
- J Analyte detected below quantitation limits
- M Value exceeds Monthly Ave or MCL
- O Outside the Range of Dilutions

Reviewed by:   
Lacey Ketron, Water Lab Supervisor



Sample Analysis Report

Company: AUC LLC
1536 Cole Blvd
Lakewood, CO 80401

Date Reported 4/8/2011
Report ID S1102218002
(Replaces S1102218001)

ProjectName: Reno Creek Project
Lab ID: S1102218-002
ClientSample ID: OM4-001-110217
COC: RC 08009

WorkOrder: S1102218
CollectionDate: 2/17/2011 2:45:00 PM
DateReceived: 2/18/2011 10:00:00 AM
FieldSampler: TN
Matrix: Water

Table with 7 columns: Analyses, Result, Units, Qual, RL, Method, Date Analyzed/Init. Rows include Radionuclides - Dissolved (Gross Alpha, Gross Beta, Lead 210, Polonium 210, Radium 226, Radium 228, Thorium 230) and Radionuclides - Suspended (Lead 210, Polonium 210, Radium 226, Thorium 230). Total radionuclides include Radon 222.

These results apply only to the samples tested.

RL - Reporting Limit

- Qualifiers: \* Value exceeds Maximum Contaminant Level
C Calculated Value
H Holding times for preparation or analysis exceeded
L Analyzed by a contract laboratory
ND Not Detected at the Reporting Limit
S Spike Recovery outside accepted recovery limits

- B Analyte detected in the associated Method Blank
E Value above quantitation range
J Analyte detected below quantitation limits
M Value exceeds Monthly Ave or MCL
O Outside the Range of Dilutions

Reviewed by: [Signature]
Lacey Ketron, Water Lab Supervisor



### ANALYTICAL QC SUMMARY REPORT

**CLIENT:** AUC LLC  
**Work Order:** S1102218  
**Project:** Reno Creek Project

**Date:** 4/8/2011

**Report ID:** S1102218002

Test: **Alkalinity**

Sample Type **MBLK** Units: mg/L

Sample ID	RunNo: 67537	Analyte	Result	RL	Spike	Ref Samp	%REC	% Rec Limits	Qual
-----------	--------------	---------	--------	----	-------	----------	------	--------------	------

BLANK 02/18/11 14:41 Alkalinity, Total (As CaCO3) ND 5

Sample ID	RunNo: 67537	Analyte	Result	RL	Spike	Ref Samp	%REC	% Rec Limits	Qual
-----------	--------------	---------	--------	----	-------	----------	------	--------------	------

BLANK 02/18/11 21:09 Alkalinity, Total (As CaCO3) ND 5

Sample ID	RunNo: 67537	Analyte	Result	RL	Spike	Ref Samp	%REC	% Rec Limits	Qual
-----------	--------------	---------	--------	----	-------	----------	------	--------------	------

BLANK 02/19/11 3:20 Alkalinity, Total (As CaCO3) ND 5

Sample Type **LCS** Units: mg/L

Sample ID	RunNo: 67537	Analyte	Result	RL	Spike	Ref Samp	%REC	% Rec Limits	Qual
-----------	--------------	---------	--------	----	-------	----------	------	--------------	------

ATQC 02/18/11 14:32 Alkalinity, Total (As CaCO3) 479 5 473 101 96.6 - 103

Sample ID	RunNo: 67537	Analyte	Result	RL	Spike	Ref Samp	%REC	% Rec Limits	Qual
-----------	--------------	---------	--------	----	-------	----------	------	--------------	------

ATQC 02/18/11 21:00 Alkalinity, Total (As CaCO3) 484 5 473 102 96.6 - 103

Sample ID	RunNo: 67537	Analyte	Result	RL	Spike	Ref Samp	%REC	% Rec Limits	Qual
-----------	--------------	---------	--------	----	-------	----------	------	--------------	------

ATQC 02/19/11 3:11 Alkalinity, Total (As CaCO3) 487 5 473 103 96.6 - 103

Test: **Conductivity**

Sample Type **MBLK** Units: µmhos/cm

Sample ID	RunNo: 67537	Analyte	Result	RL	Spike	Ref Samp	%REC	% Rec Limits	Qual
-----------	--------------	---------	--------	----	-------	----------	------	--------------	------

BLANK 02/18/11 14:41 Electrical Conductivity ND 5

Sample ID	RunNo: 67537	Analyte	Result	RL	Spike	Ref Samp	%REC	% Rec Limits	Qual
-----------	--------------	---------	--------	----	-------	----------	------	--------------	------

BLANK 02/18/11 21:09 Electrical Conductivity ND 5

Sample ID	RunNo: 67537	Analyte	Result	RL	Spike	Ref Samp	%REC	% Rec Limits	Qual
-----------	--------------	---------	--------	----	-------	----------	------	--------------	------

BLANK 02/19/11 3:20 Electrical Conductivity ND 5

Sample Type **LCS** Units: µmhos/cm

Sample ID	RunNo: 67537	Analyte	Result	RL	Spike	Ref Samp	%REC	% Rec Limits	Qual
-----------	--------------	---------	--------	----	-------	----------	------	--------------	------

ATQC 02/18/11 14:32 Electrical Conductivity 1000 5 1000 100 90 - 110

Sample ID	RunNo: 67537	Analyte	Result	RL	Spike	Ref Samp	%REC	% Rec Limits	Qual
-----------	--------------	---------	--------	----	-------	----------	------	--------------	------

ATQC 02/18/11 21:00 Electrical Conductivity 980 5 1000 98.0 90 - 110

Sample ID	RunNo: 67537	Analyte	Result	RL	Spike	Ref Samp	%REC	% Rec Limits	Qual
-----------	--------------	---------	--------	----	-------	----------	------	--------------	------

ATQC 02/19/11 3:11 Electrical Conductivity 952 5 1000 95.2 90 - 110

- Qualifiers:**
- B Analyte detected in the associated Method Blank
  - H Holding times for preparation or analysis exceeded
  - L Analyzed by a contract laboratory
  - O Outside the Range of Dilutions
  - S Spike Recovery outside accepted recovery limits
  - E Value above quantitation range
  - J Analyte detected below quantitation limits
  - ND Not Detected at the Reporting Limit
  - R RPD outside accepted recovery limits



### ANALYTICAL QC SUMMARY REPORT

**CLIENT:** AUC LLC  
**Work Order:** S1102218  
**Project:** Reno Creek Project

**Date:** 4/8/2011  
**Report ID:** S1102218002

Test: **Dissolved Mercury by EPA 245.1 - Water**

Sample Type **MBLK** Units: mg/L

Sample ID	RunNo: 67649	Analyte	Result	RL	Spike	Ref Samp	%REC	% Rec Limits	Qual
LRB	02/23/11 9:16	Mercury	ND	0.001					

Sample Type **LCS** Units: mg/L

Sample ID	RunNo: 67649	Analyte	Result	RL	Spike	Ref Samp	%REC	% Rec Limits	Qual
LCS	02/23/11 9:14	Mercury	0.002	0.001	0.002		103	85 - 115	

Test: **Dissolved Metals by ICP - EPA 200.7 - Water**

Sample Type **MBLK** Units: mg/L

Sample ID	RunNo: 67538	Analyte	Result	RL	Spike	Ref Samp	%REC	% Rec Limits	Qual
ICB	02/18/11 12:39	Aluminum	ND	0.1					
		Boron	ND	0.03					
		Chromium	ND	0.01					
		Iron	ND	0.05					
		Manganese	ND	0.02					
		Nickel	ND	0.01					
		Zinc	ND	0.01					

Sample Type **LCS** Units: mg/L

Sample ID	RunNo: 67538	Analyte	Result	RL	Spike	Ref Samp	%REC	% Rec Limits	Qual
ICV Q	02/18/11 12:41	Aluminum	1.0	0.1	1		104	85 - 115	
		Boron	1.05	0.03	1		105	85 - 115	
		Chromium	1.04	0.01	1		104	85 - 115	
		Iron	1.02	0.05	1		102	85 - 115	
		Manganese	1.04	0.02	1		104	85 - 115	
		Nickel	1.01	0.01	1		101	85 - 115	
		Zinc	1.01	0.01	1		101	85 - 115	

Test: **Dissolved Metals by ICPMS EPA 200.8 - Water**

Sample Type **MBLK** Units: mg/L

Sample ID	RunNo: 67566	Analyte	Result	RL	Spike	Ref Samp	%REC	% Rec Limits	Qual
Init Cal Blank	02/21/11 11:27	Arsenic	ND	0.005					
		Barium	ND	0.5					
		Cadmium	ND	0.002					
		Copper	ND	0.01					
		Lead	ND	0.02					
		Molybdenum	ND	0.02					
		Selenium	ND	0.005					
		Uranium	ND	0.001					
		Vanadium	ND	0.02					

- Qualifiers:**
- B Analyte detected in the associated Method Blank
  - H Holding times for preparation or analysis exceeded
  - L Analyzed by a contract laboratory
  - O Outside the Range of Dilutions
  - S Spike Recovery outside accepted recovery limits
  - E Value above quantitation range
  - J Analyte detected below quantitation limits
  - ND Not Detected at the Reporting Limit
  - R RPD outside accepted recovery limits

**ANALYTICAL QC SUMMARY REPORT**

**CLIENT:** AUC LLC  
**Work Order:** S1102218  
**Project:** Reno Creek Project

**Date:** 4/8/2011**Report ID:** S1102218002Test: **Dissolved Metals by ICPMS EPA 200.8 - Water**Sample Type **MS** Units: mg/L

Sample ID	RunNo: 67566	Analyte	Result	RL	Spike	Ref Samp	%REC	% Rec Limits	Qual
S1102218-001Ds	02/21/11 12:00	Arsenic	1.14	0.005	1.1	ND	104	70 - 130	
		Barium	1.2	0.5	1.1	ND	104	70 - 130	
		Cadmium	1.13	0.002	1.1	ND	103	70 - 130	
		Copper	1.07	0.01	1.1	ND	97.5	70 - 130	
		Lead	1.02	0.02	1.1	ND	92.7	70 - 130	
		Molybdenum	1.11	0.02	1.1	0.02	98.8	70 - 130	
		Selenium	1.15	0.005	1.1	ND	105	70 - 130	
		Uranium	1.03	0.001	1.1	0.002	93.7	70 - 130	
		Vanadium	1.01	0.02	1.1	ND	92.0	70 - 130	

Sample Type **DUP** Units: mg/L

Sample ID	RunNo: 67566	Analyte	Result	RL	Ref Samp	%RPD	%REC	% RPD Limits	Qual
S1102218-001D	02/21/11 16:31	Arsenic	0.003	0.001	0.003	9.97		20	
		Barium	ND	0.1	ND	0		20	
		Cadmium	ND	0.001	ND	0		20	
		Copper	ND	0.01	ND	0		20	
		Lead	ND	0.01	ND	0		20	
		Molybdenum	0.03	0.01	0.02	4.83		20	
		Selenium	ND	0.005	ND	0		20	
		Uranium	0.0021	0.0003	0.0021	3.12		20	
		Vanadium	ND	0.1	ND	0		20	

Test: **Fluoride by SM 4500**Sample Type **MBLK** Units: mg/L

Sample ID	RunNo: 67537	Analyte	Result	RL	Spike	Ref Samp	%REC	% Rec Limits	Qual
BLANK	02/18/11 14:41	Fluoride	ND	0.1					

Sample ID	RunNo: 67537	Analyte	Result	RL	Spike	Ref Samp	%REC	% Rec Limits	Qual
BLANK	02/18/11 21:09	Fluoride	ND	0.1					

Sample ID	RunNo: 67537	Analyte	Result	RL	Spike	Ref Samp	%REC	% Rec Limits	Qual
BLANK	02/19/11 3:20	Fluoride	ND	0.1					

Sample Type **LCS** Units: mg/L

Sample ID	RunNo: 67537	Analyte	Result	RL	Spike	Ref Samp	%REC	% Rec Limits	Qual
ATQC	02/18/11 14:32	Fluoride	2.8	0.1	2.82		98.8	86.1 - 114	

Sample ID	RunNo: 67537	Analyte	Result	RL	Spike	Ref Samp	%REC	% Rec Limits	Qual
ATQC	02/18/11 21:00	Fluoride	2.9	0.1	2.82		103	86.1 - 114	

**Qualifiers:**

B	Analyte detected in the associated Method Blank	E	Value above quantitation range
H	Holding times for preparation or analysis exceeded	J	Analyte detected below quantitation limits
L	Analyzed by a contract laboratory	ND	Not Detected at the Reporting Limit
O	Outside the Range of Dilutions	R	RPD outside accepted recovery limits
S	Spike Recovery outside accepted recovery limits		

**ANALYTICAL QC SUMMARY REPORT**

**CLIENT:** AUC LLC  
**Work Order:** S1102218  
**Project:** Reno Creek Project

**Date:** 4/8/2011**Report ID:** S1102218002Test: **Fluoride by SM 4500**Sample Type **LCS** Units: mg/L

Sample ID	RunNo: 67537	Analyte	Result	RL	Spike	Ref Samp	%REC	% Rec Limits	Qual
ATQC	02/19/11 3:11	Fluoride	2.9	0.1	2.82		101	86.1 - 114	

Test: **Gross Alpha, Beta by SM 7110B**Sample Type **MBLK** Units: pCi/L

Sample ID	RunNo: 67911	Analyte	Result	RL	Spike	Ref Samp	%REC	% Rec Limits	Qual
MB11-061	03/03/11 11:25	Gross Alpha (Dissolved)	ND	2					
		Gross Beta (Dissolved)	ND	3					

Sample Type **LCS** Units: pCi/L

Sample ID	RunNo: 67911	Analyte	Result	RL	Spike	Ref Samp	%REC	% Rec Limits	Qual
LCS11-061	03/03/11 11:25	Gross Alpha (Dissolved)	78	2	69		113	72.6 - 137	
		Gross Beta (Dissolved)	131	3	130		101	72.6 - 137	

Test: **Anions by ION Chromatography**Sample Type **MBLK** Units: mg/L

Sample ID	RunNo: 67572	Analyte	Result	RL	Spike	Ref Samp	%REC	% Rec Limits	Qual
MBLK	02/21/11 0:00	Chloride	ND	1					
		Sulfate	ND	1					

Sample Type **LCS** Units: mg/L

Sample ID	RunNo: 67572	Analyte	Result	RL	Spike	Ref Samp	%REC	% Rec Limits	Qual
DIONEX	02/21/11 14:28	Chloride	29	1	30		97.1	90 - 110	
		Sulfate	142	1	150		94.7	90 - 110	

Test: **Cations by ICP (Method 200.7)**Sample Type **MBLK** Units: mg/L

Sample ID	RunNo: 67536	Analyte	Result	RL	Spike	Ref Samp	%REC	% Rec Limits	Qual
ICB	02/18/11 12:39	Calcium	ND	1					
		Magnesium	ND	1					
		Potassium	ND	1					
		Sodium	ND	1					

Sample ID	RunNo: 67982	Analyte	Result	RL	Spike	Ref Samp	%REC	% Rec Limits	Qual
ICB	03/07/11 14:02	Calcium	ND	1					
		Magnesium	ND	1					
		Potassium	ND	1					
		Sodium	ND	1					

**Qualifiers:**

B	Analyte detected in the associated Method Blank	E	Value above quantitation range
H	Holding times for preparation or analysis exceeded	J	Analyte detected below quantitation limits
L	Analyzed by a contract laboratory	ND	Not Detected at the Reporting Limit
O	Outside the Range of Dilutions	R	RPD outside accepted recovery limits
S	Spike Recovery outside accepted recovery limits		



### ANALYTICAL QC SUMMARY REPORT

**CLIENT:** AUC LLC  
**Work Order:** S1102218  
**Project:** Reno Creek Project

**Date:** 4/8/2011  
**Report ID:** S1102218002

Test: **Cations by ICP (Method 200.7)**

Sample Type **LCS** Units: mg/L

Sample ID	RunNo: 67536	Analyte	Result	RL	Spike	Ref Samp	%REC	% Rec Limits	Qual
ICV 3	02/18/11 12:44	Calcium	40	1	40		99.9	85 - 115	
		Magnesium	41	1	40		102	85 - 115	
		Potassium	42	1	40		105	85 - 115	
		Sodium	40	1	40		99.7	85 - 115	

Test: **Nitrogen, Ammonia (as N)**

Sample Type **MBLK** Units: mg/L

Sample ID	RunNo: 67725	Analyte	Result	RL	Spike	Ref Samp	%REC	% Rec Limits	Qual
Blank	02/24/11 14:49	Nitrogen, Ammonia (As N)	ND	0.1					

Sample Type **LCS** Units: mg/L

Sample ID	RunNo: 67725	Analyte	Result	RL	Spike	Ref Samp	%REC	% Rec Limits	Qual
QC	02/24/11 14:51	Nitrogen, Ammonia (As N)	16.1	0.1	16		101	90 - 110	

Test: **Nitrogen, Nitrate-Nitrite (as N)**

Sample Type **MBLK** Units: mg/L

Sample ID	RunNo: 67720	Analyte	Result	RL	Spike	Ref Samp	%REC	% Rec Limits	Qual
BLANK	02/24/11 15:46	Nitrogen, Nitrate-Nitrite (as N)	ND	0.1					

Sample ID	RunNo: 67889	Analyte	Result	RL	Spike	Ref Samp	%REC	% Rec Limits	Qual
BLANK	03/03/11 15:23	Nitrogen, Nitrate-Nitrite (as N)	ND	0.1					

Sample Type **LCS** Units: mg/L

Sample ID	RunNo: 67720	Analyte	Result	RL	Spike	Ref Samp	%REC	% Rec Limits	Qual
QC	02/24/11 15:48	Nitrogen, Nitrate-Nitrite (as N)	27.8	0.1	28.7		96.8	90 - 110	

Sample ID	RunNo: 67889	Analyte	Result	RL	Spike	Ref Samp	%REC	% Rec Limits	Qual
QC	03/03/11 15:25	Nitrogen, Nitrate-Nitrite (as N)	29.9	0.1	28.7		104	90 - 110	

- Qualifiers:**
- B Analyte detected in the associated Method Blank
  - H Holding times for preparation or analysis exceeded
  - L Analyzed by a contract laboratory
  - O Outside the Range of Dilutions
  - S Spike Recovery outside accepted recovery limits
  - E Value above quantitation range
  - J Analyte detected below quantitation limits
  - ND Not Detected at the Reporting Limit
  - R RPD outside accepted recovery limits

**ANALYTICAL QC SUMMARY REPORT**

**CLIENT:** AUC LLC  
**Work Order:** S1102218  
**Project:** Reno Creek Project

**Date:** 4/8/2011**Report ID:** S1102218002Test: **Lead 210 and Polonium 210**Sample Type **MBLK** Units: pCi/L

Sample ID	RunNo:	Analyte	Result	RL	Spike	Ref Samp	%REC	% Rec Limits	Qual
-----------	--------	---------	--------	----	-------	----------	------	--------------	------

MB-R67880	03/01/11 9:44	Lead 210 (Dissolved)	ND	1					
-----------	---------------	----------------------	----	---	--	--	--	--	--

Sample ID	RunNo:	Analyte	Result	RL	Spike	Ref Samp	%REC	% Rec Limits	Qual
-----------	--------	---------	--------	----	-------	----------	------	--------------	------

MB-R67885	03/01/11 13:52	Polonium 210 (Dissolved)	ND	1					
-----------	----------------	--------------------------	----	---	--	--	--	--	--

Sample ID	RunNo:	Analyte	Result	RL	Spike	Ref Samp	%REC	% Rec Limits	Qual
-----------	--------	---------	--------	----	-------	----------	------	--------------	------

MB-R68126	03/08/11 11:02	Lead 210 (Suspended)	ND	1					
-----------	----------------	----------------------	----	---	--	--	--	--	--

Sample ID	RunNo:	Analyte	Result	RL	Spike	Ref Samp	%REC	% Rec Limits	Qual
-----------	--------	---------	--------	----	-------	----------	------	--------------	------

MB-R68134	03/09/11 11:34	Polonium 210 (Suspended)	ND	1					
-----------	----------------	--------------------------	----	---	--	--	--	--	--

Sample Type **LCS** Units: pCi/L

Sample ID	RunNo:	Analyte	Result	RL	Spike	Ref Samp	%REC	% Rec Limits	Qual
-----------	--------	---------	--------	----	-------	----------	------	--------------	------

LCS-R67880	03/01/11 9:44	Lead 210 (Dissolved)	12	1	13.2		92.8	50 - 150	
------------	---------------	----------------------	----	---	------	--	------	----------	--

Sample ID	RunNo:	Analyte	Result	RL	Spike	Ref Samp	%REC	% Rec Limits	Qual
-----------	--------	---------	--------	----	-------	----------	------	--------------	------

LCS-R67885	03/01/11 13:52	Polonium 210 (Dissolved)	9	1	7.37		126	50 - 150	
------------	----------------	--------------------------	---	---	------	--	-----	----------	--

Sample ID	RunNo:	Analyte	Result	RL	Spike	Ref Samp	%REC	% Rec Limits	Qual
-----------	--------	---------	--------	----	-------	----------	------	--------------	------

LCS-R68126	03/08/11 11:02	Lead 210 (Suspended)	15	1	13.2		113	50 - 150	
------------	----------------	----------------------	----	---	------	--	-----	----------	--

Sample ID	RunNo:	Analyte	Result	RL	Spike	Ref Samp	%REC	% Rec Limits	Qual
-----------	--------	---------	--------	----	-------	----------	------	--------------	------

LCS-R68134	03/09/11 11:34	Polonium 210 (Suspended)	8	1	7.18		111	50 - 150	
------------	----------------	--------------------------	---	---	------	--	-----	----------	--

Sample Type **DUP** Units: pCi/L

Sample ID	RunNo:	Analyte	Result	RL	Ref Samp	%RPD	%REC	% RPD Limits	Qual
-----------	--------	---------	--------	----	----------	------	------	--------------	------

S1102218-001FDUP	03/01/11 9:44	Lead 210 (Dissolved)	ND	1	ND	0		20	
------------------	---------------	----------------------	----	---	----	---	--	----	--

Sample ID	RunNo:	Analyte	Result	RL	Ref Samp	%RPD	%REC	% RPD Limits	Qual
-----------	--------	---------	--------	----	----------	------	------	--------------	------

S1102218-001FDUP	03/01/11 13:52	Polonium 210 (Dissolved)	ND	1	ND	0		20	
------------------	----------------	--------------------------	----	---	----	---	--	----	--

Sample ID	RunNo:	Analyte	Result	RL	Ref Samp	%RPD	%REC	% RPD Limits	Qual
-----------	--------	---------	--------	----	----------	------	------	--------------	------

S1102218-001FDUP	03/08/11 11:02	Lead 210 (Suspended)	ND	1	ND	0		20	
------------------	----------------	----------------------	----	---	----	---	--	----	--

Sample ID	RunNo:	Analyte	Result	RL	Ref Samp	%RPD	%REC	% RPD Limits	Qual
-----------	--------	---------	--------	----	----------	------	------	--------------	------

S1102218-001FDUP	03/09/11 11:34	Polonium 210 (Suspended)	ND	1	ND	0		20	
------------------	----------------	--------------------------	----	---	----	---	--	----	--

**Qualifiers:**

B	Analyte detected in the associated Method Blank	E	Value above quantitation range
H	Holding times for preparation or analysis exceeded	J	Analyte detected below quantitation limits
L	Analyzed by a contract laboratory	ND	Not Detected at the Reporting Limit
O	Outside the Range of Dilutions	R	RPD outside accepted recovery limits
S	Spike Recovery outside accepted recovery limits		



**ANALYTICAL QC SUMMARY REPORT**

**CLIENT:** AUC LLC  
**Work Order:** S1102218  
**Project:** Reno Creek Project

**Date:** 4/8/2011**Report ID:** S1102218002Test: **Radium 228**Sample Type **MBLK** Units: pCi/L

Sample ID	RunNo: 68059	Analyte	Result	RL	Spike	Ref Samp	%REC	% Rec Limits	Qual
MB11-060	03/07/11 16:33	Radium 228 (Dissolved)	ND	1					

Sample Type **LCS** Units: pCi/L

Sample ID	RunNo: 68059	Analyte	Result	RL	Spike	Ref Samp	%REC	% Rec Limits	Qual
LCS11-060	03/07/11 16:33	Radium 228 (Dissolved)	10	1	9.8		104	63.8 - 119	

Test: **Radium 226 by SM 7500**Sample Type **MBLK** Units: pCi/L

Sample ID	RunNo: 67962	Analyte	Result	RL	Spike	Ref Samp	%REC	% Rec Limits	Qual
MB11-055	03/04/11 17:05	Radium 226 (Dissolved)	ND	0.2					

Sample ID	RunNo: 68058	Analyte	Result	RL	Spike	Ref Samp	%REC	% Rec Limits	Qual
MB11-055	03/08/11 18:34	Radium 226 (Suspended)	ND	0.2					

Sample Type **LCS** Units: pCi/L

Sample ID	RunNo: 67962	Analyte	Result	RL	Spike	Ref Samp	%REC	% Rec Limits	Qual
LCS11-055	03/04/11 17:05	Radium 226 (Dissolved)	5.0	0.2	5		99.5	69.3 - 130	

Sample ID	RunNo: 68058	Analyte	Result	RL	Spike	Ref Samp	%REC	% Rec Limits	Qual
LCS11-055	03/08/11 18:34	Radium 226 (Suspended)	5.0	0.2	5		99.6	69.3 - 130	

Sample Type **MS** Units: pCi/L

Sample ID	RunNo: 67962	Analyte	Result	RL	Spike	Ref Samp	%REC	% Rec Limits	Qual
S1102218-001FMS	03/04/11 17:05	Radium 226 (Dissolved)	5.7	0.2	5	0.8	98.7	54.6 - 137	

Sample Type **DUP** Units: pCi/L

Sample ID	RunNo: 67962	Analyte	Result	RL	Ref Samp	%RPD	%REC	% RPD Limits	Qual
S1102218-002FDUP	03/04/11 17:05	Radium 226 (Dissolved)	0.4 ± 0.1	0.2	0.5	13.3		20	

Test: **Thorium 230 in Water**Sample Type **MBLK** Units: pCi/L

Sample ID	RunNo: 67868	Analyte	Result	RL	Spike	Ref Samp	%REC	% Rec Limits	Qual
MB-R67868	03/01/11 9:28	Thorium 230 (Dissolved)	ND	0.2					

Sample ID	RunNo: 68011	Analyte	Result	RL	Spike	Ref Samp	%REC	% Rec Limits	Qual
MB-R68011	03/07/11 9:17	Thorium 230 (Suspended)	ND	0.2					

**Qualifiers:** B Analyte detected in the associated Method Blank  
H Holding times for preparation or analysis exceeded  
L Analyzed by a contract laboratory  
O Outside the Range of Dilutions  
S Spike Recovery outside accepted recovery limits

E Value above quantitation range  
J Analyte detected below quantitation limits  
ND Not Detected at the Reporting Limit  
R RPD outside accepted recovery limits



### ANALYTICAL QC SUMMARY REPORT

**CLIENT:** AUC LLC  
**Work Order:** S1102218  
**Project:** Reno Creek Project

**Date:** 4/8/2011  
**Report ID:** S1102218002

Test: **Thorium 230 in Water**

Sample Type **LCS** Units: pCi/L

Sample ID	RunNo: 67868	Analyte	Result	RL	Spike	Ref Samp	%REC	% Rec Limits	Qual
LCS-R67868	03/01/11 9:28	Thorium 230 (Dissolved)	13	0.2	12		101	50 - 150	

Sample ID	RunNo: 68011	Analyte	Result	RL	Spike	Ref Samp	%REC	% Rec Limits	Qual
LCS-R68011	03/07/11 9:17	Thorium 230 (Suspended)	13	0.2	12		101	50 - 150	

Sample Type **MS** Units: pCi/L

Sample ID	RunNo: 67868	Analyte	Result	RL	Spike	Ref Samp	%REC	% Rec Limits	Qual
S1102218-002FMS	03/01/11 9:28	Thorium 230 (Dissolved)	12	0.2	12	ND	92.4	50 - 150	

Sample Type **DUP** Units: pCi/L

Sample ID	RunNo: 68011	Analyte	Result	RL	Ref Samp	%RPD	%REC	% RPD Limits	Qual
S1102218-002FDUP	03/07/11 9:17	Thorium 230 (Suspended)	ND	0.2	ND	0		20	

Test: **Radon 222 by SM7500-RN**

Sample Type **MBLK** Units: pCi/L

Sample ID	RunNo: 67919	Analyte	Result	RL	Spike	Ref Samp	%REC	% Rec Limits	Qual
MB-R67919	02/18/11 0:00	Radon-222	ND	50					L

Sample Type **LCS** Units: pCi/L

Sample ID	RunNo: 67919	Analyte	Result	RL	Spike	Ref Samp	%REC	% Rec Limits	Qual
LCS-R67919	02/18/11 0:00	Radon-222	24400	100	22500		108	75 - 125	L

Test: **Silica as SiO2**

Sample Type **MBLK** Units: mg/L

Sample ID	RunNo: 67540	Analyte	Result	RL	Spike	Ref Samp	%REC	% Rec Limits	Qual
ICB	02/18/11 12:39	Silica as SiO2	ND	0.1					

Sample Type **LCS** Units: mg/L

Sample ID	RunNo: 67540	Analyte	Result	RL	Spike	Ref Samp	%REC	% Rec Limits	Qual
ICV Q	02/18/11 12:41	Silica as SiO2	2.2	0.1	2.14		102	85 - 115	

- Qualifiers:**
- B Analyte detected in the associated Method Blank
  - H Holding times for preparation or analysis exceeded
  - L Analyzed by a contract laboratory
  - O Outside the Range of Dilutions
  - S Spike Recovery outside accepted recovery limits
  - E Value above quantitation range
  - J Analyte detected below quantitation limits
  - ND Not Detected at the Reporting Limit
  - R RPD outside accepted recovery limits

**ANALYTICAL QC SUMMARY REPORT**

**CLIENT:** AUC LLC  
**Work Order:** S1102218  
**Project:** Reno Creek Project

**Date:** 4/8/2011**Report ID:** S1102218002Test: **Solids By SM 2540**Sample Type **MBLK** Units: mg/L

Sample ID	RunNo: 67559	Analyte	Result	RL	Spike	Ref Samp	%REC	% Rec Limits	Qual
Air	02/18/11 10:00	Total Dissolved Solids (180)	ND	10					

Sample ID	RunNo: 67559	Analyte	Result	RL	Spike	Ref Samp	%REC	% Rec Limits	Qual
Air	02/18/11 10:05	Total Dissolved Solids (180)	ND	10					

Sample ID	RunNo: 67559	Analyte	Result	RL	Spike	Ref Samp	%REC	% Rec Limits	Qual
DI	02/18/11 10:10	Total Dissolved Solids (180)	ND	10					

Sample Type **LCS** Units: mg/L

Sample ID	RunNo: 67559	Analyte	Result	RL	Spike	Ref Samp	%REC	% Rec Limits	Qual
Control	02/18/11 10:15	Total Dissolved Solids (180)	220	10	226		98.2	90 - 110	

Test: **Total (200.2) Metals by EPA 200.7 ICP - Water**Sample Type **MBLK** Units: mg/L

Sample ID	RunNo: 67578	Analyte	Result	RL	Spike	Ref Samp	%REC	% Rec Limits	Qual
BLK 2/18 TOT -4911	02/21/11 16:50	Iron	ND	0.05					
		Manganese	ND	0.02					

Sample ID	RunNo: 67578	Analyte	Result	RL	Spike	Ref Samp	%REC	% Rec Limits	Qual
BLK 2/21 TOT -4914	02/21/11 17:48	Iron	ND	0.05					
		Manganese	ND	0.02					

Sample ID	RunNo: 67578	Analyte	Result	RL	Spike	Ref Samp	%REC	% Rec Limits	Qual
BLK 2/21 TOT -4914	02/21/11 19:12	Iron	ND	0.05					
		Manganese	ND	0.02					

Sample Type **LCS** Units: mg/L

Sample ID	RunNo: 67578	Analyte	Result	RL	Spike	Ref Samp	%REC	% Rec Limits	Qual
LCS 2/18 TOT -4911	02/21/11 16:52	Iron	0.49	0.05	0.5		97.5	85 - 115	
		Manganese	0.19	0.02	0.2		93.2	85 - 115	

Sample ID	RunNo: 67578	Analyte	Result	RL	Spike	Ref Samp	%REC	% Rec Limits	Qual
LCS 2/21 TOT -4914	02/21/11 17:50	Iron	0.49	0.05	0.5		97.2	85 - 115	
		Manganese	0.19	0.02	0.2		93.0	85 - 115	

Sample ID	RunNo: 67578	Analyte	Result	RL	Spike	Ref Samp	%REC	% Rec Limits	Qual
LCS 2/21 TOT -4914	02/21/11 19:14	Iron	0.50	0.05	0.5		99.9	85 - 115	
		Manganese	0.19	0.02	0.2		95.7	85 - 115	

**Qualifiers:**

B	Analyte detected in the associated Method Blank	E	Value above quantitation range
H	Holding times for preparation or analysis exceeded	J	Analyte detected below quantitation limits
L	Analyzed by a contract laboratory	ND	Not Detected at the Reporting Limit
O	Outside the Range of Dilutions	R	RPD outside accepted recovery limits
S	Spike Recovery outside accepted recovery limits		



### ANALYTICAL QC SUMMARY REPORT

**CLIENT:** AUC LLC  
**Work Order:** S1102218  
**Project:** Reno Creek Project

**Date:** 4/8/2011  
**Report ID:** S1102218002

Test: **Suspended Natural Uranium**

Sample Type **MBLK** Units: mg/L

Sample ID	RunNo: 67758	Analyte	Result	RL	Spike	Ref Samp	%REC	% Rec Limits	Qual
Init Cal Blank	02/25/11 12:51	Uranium Suspended	ND	0.0003					

Sample Type **LCS** Units: mg/L

Sample ID	RunNo: 67758	Analyte	Result	RL	Spike	Ref Samp	%REC	% Rec Limits	Qual
lcs	02/25/11 12:58	Uranium Suspended	0.0886	0.0003	0.1		88.6	85 - 115	

Test: **pH Water**

Sample Type **LCS** Units: s.u.

Sample ID	RunNo: 67537	Analyte	Result	RL	Spike	Ref Samp	%REC	% Rec Limits	Qual
ATQC	02/18/11 14:32	pH	10.7	0.1	10.7		100	94.8 - 105	

Sample ID	RunNo: 67537	Analyte	Result	RL	Spike	Ref Samp	%REC	% Rec Limits	Qual
ATQC	02/18/11 21:00	pH	10.8	0.1	10.7		101	94.8 - 105	

Sample ID	RunNo: 67537	Analyte	Result	RL	Spike	Ref Samp	%REC	% Rec Limits	Qual
ATQC	02/19/11 3:11	pH	10.9	0.1	10.7		102	94.8 - 105	

- Qualifiers:**
- B Analyte detected in the associated Method Blank
  - H Holding times for preparation or analysis exceeded
  - L Analyzed by a contract laboratory
  - O Outside the Range of Dilutions
  - S Spike Recovery outside accepted recovery limits
  - E Value above quantitation range
  - J Analyte detected below quantitation limits
  - ND Not Detected at the Reporting Limit
  - R RPD outside accepted recovery limits



**Inter-Mountain Labs**  
 Sheridan, WY and Gillette, WY  
 1673 Terra Ave.  
 Sheridan, WY 82801 (307) 582-5945  
 (307) 672-8945

This is a **LEGAL DOCUMENT**. All shaded fields must be completed. See reverse for instructions. # **RC 08009**

Client Name: **AUCCLIC** Project Identification: **Radio Creek Project** Sampler (Signature/Printed): *[Signature]* Telephone #: \_\_\_\_\_

Report Address: **payment@auc-llc.com** Contact Name: **Tina Anderson** ANALYSES/PARAMETERS:  (14, Cade & Radon 222)  (Air Particulate)  (Vegetation)  (Sediment)  (Soil)  WY PDES Discharge  (Blanks)

Invoice Address: **AUCCLIC** Email: **tanderson@intermountain.com** Phone: **307-265-0000** Quote #: \_\_\_\_\_

ITEM: **LAB ID** **DATE SAMPLED** **TIME** **SAMPLE IDENTIFICATION** **Matrix** **# of Containers** **REMARKS**

ITEM	LAB ID	DATE SAMPLED	TIME	SAMPLE IDENTIFICATION	Matrix	# of Containers	REMARKS
1	SI102218	2/17/11	11:25	01M4-001-110217	UD	13	X
2							
3		02/17/11	1445	01M4-001-110217	UD	13	X
4							
5							
6							
7							
8							
9							
10							
11							
12							
13							
14							

LAB COMMENTS: Relinquished By (Signature/Printed) \_\_\_\_\_ DATE \_\_\_\_\_ TIME \_\_\_\_\_ Received By (Signature/Printed) \_\_\_\_\_ DATE \_\_\_\_\_ TIME \_\_\_\_\_

SHIPPING INFO:  UPS  Fed Express  US Mail  Hand Carried  Other \_\_\_\_\_

MATRIX CODES:  Water  Soil  Solid  Tip Blank  Other \_\_\_\_\_

TURNAROUND TIMES:  Check desired service  Standard turnaround  RUSH - 5 Working Days  URGENT - < 2 Working Days

COMPLIANCE INFORMATION:  Compliance Monitoring?  Program (SDWA, NPDES, ...)  PWSID / Permit #  Chlorinated?  Sample Disposal: Lab  Client

ADDITIONAL REMARKS: \_\_\_\_\_

INTERMOUNTAIN LABS www.intermountainlabs.com Rev 4.5