



Monday, March 1, 2011

Phil Cavendor  
AUC, LLC  
1536 Cole Blvd  
Suite 330  
Lakewood, CO 80401

RE: Reno Creek Project

Order No.: S1011235

Dear Phil Cavendor:

Inter-Mountain Laboratories received samples OM1, and PZM 10 on November 12, 2010.

There were no problems with the analyses and all data for associated QC met EPA or laboratory specifications except where noted in the Case Narrative.

If you have any questions regarding these tests results, please feel free to call.

Sincerely,

Lacey Ketron  
Project Manager

xc: File  
Encl.



**Date:** 3/1/2011

**CLIENT:** AUC LLC  
**Project:** Reno Creek Project  
**Lab Order:** S1011235

**CASE NARRATIVE**  
**Report ID:** S1011235002  
(Replaces S1011235001)

Samples OM1, and PZM 10 were received on November 11, 2010.

All samples were received and analyzed within the EPA recommended holding times, except those noted in this case narrative. Samples were analyzed using the methods outlined in the following references:

U.S.E.P.A. 600 "Methods for Chemical Analysis of Water and Wastes", 1993  
"Standard Methods For The Examination of Water and Wastewater", 20th ed., 1998  
Test Methods for Evaluating Solid Waste, Physical/Chemical Methods, SW846, 3rd Edition  
Methods indicated with the Monday, March 12, 2007 Federal Register, 40 CFR Part 122, 136 et al.

All Quality Control parameters met the acceptance criteria defined by EPA and Inter-Mountain Laboratories except as indicated in this case narrative.

For the purposes of this report, the Reporting Limit (RL) is the Practical Quantitation Limit (PQL).

Radon 222 was analyzed through ALS Laboratory Group Certification #: CO00078.

Qualifiers by sample

S1011235-001 - General Parameters/Radon-222 - Analyzed by a contract laboratory  
S1011235-002 - General Parameters/Radon-222 - Analyzed by a contract laboratory

Qualifiers by sample

LCS-R65565 - General Parameters/Radon-222 - Analyzed by a contract laboratory  
MB-R65565 - General Parameters/Radon-222 - Analyzed by a contract laboratory

Reviewed by:

Lacey Ketron, Water Lab Supervisor



Sample Analysis Report

CLIENT: AUC LLC
1536 Cole Blvd
Suite 330
Lakewood, CO 80401

Date Reported: 3/1/2011
Report ID: S1011235002
(Replaces S1011235001)

Project: Reno Creek Project
Lab ID: S1011235-001
Client Sample ID: PZM 10
COC: 007

Work Order: S1011235
Collection Date: 11/11/2010 11:20:00 AM
Date Received: 11/12/2010 9:52:00 AM
Sampler: JS
Matrix: Water

Table with 7 columns: Analyses, Result, RL, Qual, Units, Date Analyzed/Init, Method

Table containing Field parameters such as pH Reading, Conductivity Reading, Turbidity Reading, Dissolved Oxygen Reading, Temperature Reading, and Water Level Reading.

Table containing General Parameters such as pH, Electrical Conductivity, Total Dissolved Solids, Alkalinity, Nitrogen, Radon-222, and Silica as SiO2.

These results apply only to the samples tested.

RL - Reporting Limit

- Qualifiers: \* Value exceeds Maximum Contaminant Level, C Calculated Value, H Holding times for preparation or analysis exceeded, L Analyzed by a contract laboratory, ND Not Detected at the Reporting Limit, S Spike Recovery outside accepted recovery limits

- B Analyte detected in the associated Method Blank, E Value above quantitation range, J Analyte detected below quantitation limits, M Value exceeds Monthly Ave or MCL, O Outside the Range of Dilutions

Reviewed by: [Signature]
Lacey Ketron, Water Lab Supervisor



### Sample Analysis Report

**CLIENT:** AUC LLC  
1536 Cole Blvd  
Suite 330  
Lakewood, CO 80401

**Date Reported:** 3/1/2011  
**Report ID:** S1011235002  
(Replaces S1011235001)

**Project:** Reno Creek Project  
**Lab ID:** S1011235-001  
**Client Sample ID:** PZM 10  
**COC:** 007

**Work Order:** S1011235  
**Collection Date:** 11/11/2010 11:20:00 AM  
**Date Received:** 11/12/2010 9:52:00 AM  
**Sampler:** JS  
**Matrix:** Water


Analyses	Result	RL	Qual	Units	Date Analyzed/Init	Method
<b>Anions</b>						
Alkalinity, Bicarbonate as HCO3	305	5		mg/L	11/16/2010 1440 KO	SM 2320B
Alkalinity, Carbonate as CO3	ND	5		mg/L	11/16/2010 1440 KO	SM 2320B
Chloride	6	1		mg/L	11/12/2010 1847 KO	EPA 300.0
Fluoride	0.1	0.1		mg/L	11/13/2010 339 KO	SM 4500FC
Nitrogen, Nitrate-Nitrite (as N)	ND	0.1		mg/L	11/18/2010 1043 AS	EPA 353.2
Sulfate	829	1		mg/L	11/12/2010 1847 KO	EPA 300.0
<b>Cations</b>						
Calcium	112	1		mg/L	11/19/2010 1350 DG	EPA 200.7
Magnesium	23	1		mg/L	11/19/2010 1350 DG	EPA 200.7
Potassium	9	1		mg/L	11/19/2010 1350 DG	EPA 200.7
Sodium	323	1		mg/L	11/19/2010 1350 DG	EPA 200.7
<b>Cation / Anion Balance</b>						
Cation Sum	21.78	0		meq/L	12/03/2010 1008 LJK	SM 1030E
Anion Sum	22.44	0		meq/L	12/03/2010 1008 LJK	SM 1030E
Cation-Anion Balance	1.47	0		%	12/03/2010 1008 LJK	SM 1030E
<b>Radiochemistry</b>						
Gross Alpha	589 ± 17	2		pCi/L	12/07/2010 1927 SH	SM 7110B
Gross Beta	197 ± 7	3		pCi/L	12/07/2010 1927 SH	SM 7110B
Lead 210 (Dissolved)	9.3 ± 1.0	1		pCi/L	12/09/2010 1435 SH	OTW01
Lead 210 (Suspended)	<1	1		pCi/L	12/09/2010 1712 SH	OTW01
Polonium 210 (Dissolved)	<1	1		pCi/L	12/10/2010 1206 SH	OTW01
Polonium 210 (Suspended)	22 ± 2	1		pCi/L	12/14/2010 1607 SH	OTW01
Radium 226 (Dissolved)	146 ± 1	0.2		pCi/L	11/23/2010 1252 SH	SM 7500-Ra B
Radium 226 (Suspended)	16.5 ± 1.1	0.2		pCi/L	12/01/2010 915 SH	SM 7500-Ra B
Radium 228 (Dissolved)	<1	1		pCi/L	11/29/2010 1833 SH	Ra-05
Thorium 230 (Dissolved)	<0.2	0.2		pCi/L	12/01/2010 942 WL	ACW10
Thorium 230 (Suspended)	<0.2	0.2		pCi/L	12/22/2010 826 WL	ACW10
Uranium Suspended	0.0005	0.0003		mg/L	11/22/2010 1539 MS	EPA 200.8

**These results apply only to the samples tested.**

- Qualifiers:**
- \* Value exceeds Maximum Contaminant Level
  - C Calculated Value
  - H Holding times for preparation or analysis exceeded
  - L Analyzed by a contract laboratory
  - ND Not Detected at the Reporting Limit
  - S Spike Recovery outside accepted recovery limits

**RL - Reporting Limit**

- B Analyte detected in the associated Method Blank
- E Value above quantitation range
- J Analyte detected below quantitation limits
- M Value exceeds Monthly Ave or MCL
- O Outside the Range of Dilutions

Reviewed by:   
Lacey Ketron, Water Lab Supervisor



### Sample Analysis Report

**CLIENT:** AUC LLC  
1536 Cole Blvd  
Suite 330  
Lakewood, CO 80401

**Date Reported:** 3/1/2011  
**Report ID:** S1011235002  
(Replaces S1011235001)

**Project:** Reno Creek Project  
**Lab ID:** S1011235-001  
**Client Sample ID:** PZM 10  
**COC:** 007

**Work Order:** S1011235  
**Collection Date:** 11/11/2010 11:20:00 AM  
**Date Received:** 11/12/2010 9:52:00 AM  
**Sampler:** JS  
**Matrix:** Water

Analyses	Result	RL	Qual	Units	Date Analyzed/Init	Method
<b>Dissolved Metals</b>						
Aluminum	ND	0.1		mg/L	11/15/2010 1037 DG	EPA 200.7
Arsenic	0.035	0.001		mg/L	11/12/2010 1523 MS	EPA 200.8
Barium	ND	0.1		mg/L	11/12/2010 1523 MS	EPA 200.8
Boron	ND	0.1		mg/L	11/15/2010 1037 DG	EPA 200.7
Cadmium	0.026	0.001		mg/L	11/12/2010 1523 MS	EPA 200.8
Chromium	ND	0.01		mg/L	11/15/2010 1037 DG	EPA 200.7
Copper	0.03	0.01		mg/L	11/12/2010 1523 MS	EPA 200.8
Iron	ND	0.05		mg/L	11/15/2010 1037 DG	EPA 200.7
Lead	0.02	0.01		mg/L	11/12/2010 1523 MS	EPA 200.8
Manganese	0.02	0.01		mg/L	11/15/2010 1037 DG	EPA 200.7
Mercury	ND	0.001		mg/L	11/16/2010 955 BK	EPA 245.1
Molybdenum	0.05	0.01		mg/L	11/12/2010 1523 MS	EPA 200.8
Nickel	ND	0.05		mg/L	11/15/2010 1037 DG	EPA 200.7
Selenium	0.031	0.005		mg/L	11/12/2010 1523 MS	EPA 200.8
Uranium	0.397	0.0003		mg/L	11/12/2010 1523 MS	EPA 200.8
Vanadium	ND	0.1		mg/L	11/12/2010 1523 MS	EPA 200.8
Zinc	ND	0.01		mg/L	11/15/2010 1037 DG	EPA 200.7
<b>Total Metals</b>						
Iron	0.58	0.05		mg/L	11/15/2010 1402 DG	EPA 200.7
Manganese	0.04	0.01		mg/L	11/15/2010 1402 DG	EPA 200.7


**These results apply only to the samples tested.**

**Qualifiers:**

- \* Value exceeds Maximum Contaminant Level
- C Calculated Value
- H Holding times for preparation or analysis exceeded
- L Analyzed by a contract laboratory
- ND Not Detected at the Reporting Limit
- S Spike Recovery outside accepted recovery limits

**RL - Reporting Limit**

- B Analyte detected in the associated Method Blank
- E Value above quantitation range
- J Analyte detected below quantitation limits
- M Value exceeds Monthly Ave or MCL
- O Outside the Range of Dilutions

Reviewed by:   
Lacey Ketron, Water Lab Supervisor



### Sample Analysis Report

**CLIENT:** AUC LLC  
1536 Cole Blvd  
Suite 330  
Lakewood, CO 80401

**Date Reported:** 3/1/2011  
**Report ID:** S1011235002  
(Replaces S1011235001)

**Project:** Reno Creek Project  
**Lab ID:** S1011235-002  
**Client Sample ID:** OM1  
**COC:** 007

**Work Order:** S1011235  
**Collection Date:** 11/11/2010 2:00:00 PM  
**Date Received:** 11/12/2010 9:52:00 AM  
**Sampler:** JS  
**Matrix:** Water

Analyses	Result	RL	Qual	Units	Date Analyzed/Init	Method
----------	--------	----	------	-------	--------------------	--------

Field						
pH Reading 1	7.62			s.u.	11/11/2010 1400	Field
pH Reading 2	7.62			s.u.	11/11/2010 1400	Field
pH Reading 3	7.62			s.u.	11/11/2010 1400	Field
Conductivity Reading 1	1674.0			µmhos/cm	11/11/2010 1400	Field
Conductivity Reading 2	1647.0			µmhos/cm	11/11/2010 1400	Field
Conductivity Reading 3	1618.0			µmhos/cm	11/11/2010 1400	Field
Turbidity Reading 1	12.7			NTU	11/11/2010 1400	Field
Turbidity Reading 2	12.2			NTU	11/11/2010 1400	Field
Turbidity Reading 3	12.2			NTU	11/11/2010 1400	Field
Dissolved Oxygen Reading 1	0.83			mg/l	11/11/2010 1400	Field
Dissolved Oxygen Reading 2	0.90			mg/l	11/11/2010 1400	Field
Dissolved Oxygen Reading 3	0.10			mg/l	11/11/2010 1400	Field
Temperature Reading 1	9.47			°C	11/11/2010 1400	Field
Temperature Reading 2	9.40			°C	11/11/2010 1400	Field
Temperature Reading 3	8.97			°C	11/11/2010 1400	Field
Oxygen Reduction Potential Reading 1	26.6			mV	11/11/2010 1400	Field
Oxygen Reduction Potential Reading 2	24.5			mV	11/11/2010 1400	Field
Oxygen Reduction Potential Reading 3	23.2			mV	11/11/2010 1400	Field
Purge Rate Reading 1	350			ml/min	11/11/2010 1400	Field
Purge Rate Reading 2	350			ml/min	11/11/2010 1400	Field
Purge Rate Reading 3	350			ml/min	11/11/2010 1400	Field
Water Level Reading 1	180.25			Ft	11/11/2010 1400	Field
Water Level Reading 2	180.25			Ft	11/11/2010 1400	Field
Water Level Reading 3	180.25			Ft	11/11/2010 1400	Field


General Parameters						
pH	7.9	0.1		s.u.	11/15/2010 1446 KO	SM 4500 H B
Electrical Conductivity	1680	5		µmhos/cm	11/15/2010 1446 KO	SM 2510B
Total Dissolved Solids (180)	1410	10		mg/L	11/12/2010 1325 JF	SM 2540
Solids, Total Dissolved (Calc)	1330	10		mg/L	12/03/2010 1008 LJK	SM 1030E
Alkalinity, Total (As CaCO3)	253	5		mg/L	11/15/2010 1446 KO	SM 2320B
Nitrogen, Ammonia (As N)	0.2	0.1		mg/L	11/18/2010 827 AS	EPA 350.1
Radon-222	1810 ± 210	50	L	pCi/L	11/12/2010 000 LJK	SM7500-RN
Silica as SiO2	10	1		mg/L	11/15/2010 1046 DG	EPA 200.7

**These results apply only to the samples tested.**

**RL - Reporting Limit**

- Qualifiers:**
- \* Value exceeds Maximum Contaminant Level
  - C Calculated Value
  - H Holding times for preparation or analysis exceeded
  - L Analyzed by a contract laboratory
  - ND Not Detected at the Reporting Limit
  - S Spike Recovery outside accepted recovery limits

- B Analyte detected in the associated Method Blank
- E Value above quantitation range
- J Analyte detected below quantitation limits
- M Value exceeds Monthly Ave or MCL
- O Outside the Range of Dilutions

Reviewed by:   
Lacey Ketron, Water Lab Supervisor



### Sample Analysis Report

**CLIENT:** AUC LLC  
1536 Cole Blvd  
Suite 330  
Lakewood, CO 80401

**Date Reported:** 3/1/2011  
**Report ID:** S1011235002  
(Replaces S1011235001)

**Project:** Reno Creek Project  
**Lab ID:** S1011235-002  
**Client Sample ID:** OM1  
**COC:** 007

**Work Order:** S1011235  
**Collection Date:** 11/11/2010 2:00:00 PM  
**Date Received:** 11/12/2010 9:52:00 AM  
**Sampler:** JS  
**Matrix:** Water


Analyses	Result	RL	Qual	Units	Date Analyzed/Init	Method
<b>Anions</b>						
Alkalinity, Bicarbonate as HCO3	308	5		mg/L	11/15/2010 1446 KO	SM 2320B
Alkalinity, Carbonate as CO3	ND	5		mg/L	11/15/2010 1446 KO	SM 2320B
Chloride	5	1		mg/L	11/23/2010 000 KO	EPA 300.0
Fluoride	0.2	0.1		mg/L	11/15/2010 1446 KO	SM 4500FC
Nitrogen, Nitrate-Nitrite (as N)	ND	0.1		mg/L	11/18/2010 1044 AS	EPA 353.2
Sulfate	728	1		mg/L	11/23/2010 000 KO	EPA 300.0
<b>Cations</b>						
Calcium	201	1		mg/L	11/19/2010 1357 DG	EPA 200.7
Magnesium	46	1		mg/L	11/19/2010 1357 DG	EPA 200.7
Potassium	11	1		mg/L	11/19/2010 1357 DG	EPA 200.7
Sodium	187	1		mg/L	11/15/2010 1046 DG	EPA 200.7
<b>Cation / Anion Balance</b>						
Cation Sum	22.26	0		meq/L	12/03/2010 1008 LJK	SM 1030E
Anion Sum	20.38	0		meq/L	12/03/2010 1008 LJK	SM 1030E
Cation-Anion Balance	4.42	0		%	12/03/2010 1008 LJK	SM 1030E
<b>Radiochemistry</b>						
Gross Alpha	8.1 ± 5.0	2		pCi/L	12/07/2010 1927 SH	SM 7110B
Gross Beta	5.1 ± 3.7	3		pCi/L	12/07/2010 1927 SH	SM 7110B
Lead 210 (Dissolved)	1.4 ± 0.6	1		pCi/L	12/09/2010 1435 SH	OTW01
Lead 210 (Suspended)	<1	1		pCi/L	12/09/2010 1712 SH	OTW01
Polonium 210 (Dissolved)	<1	1		pCi/L	12/10/2010 1206 SH	OTW01
Polonium 210 (Suspended)	<1	1		pCi/L	12/14/2010 1607 SH	OTW01
Radium 226 (Dissolved)	2.1 ± 0.2	0.2		pCi/L	11/23/2010 1252 SH	SM 7500-Ra B
Radium 226 (Suspended)	<0.2	0.2		pCi/L	12/01/2010 915 SH	SM 7500-Ra B
Radium 228 (Dissolved)	1.6 ± 1.5	1		pCi/L	11/29/2010 1833 SH	Ra-05
Thorium 230 (Dissolved)	<0.2	0.2		pCi/L	12/01/2010 942 WL	ACW10
Thorium 230 (Suspended)	<0.2	0.2		pCi/L	12/22/2010 826 WL	ACW10
Uranium Suspended	<0.0003	0.0003		mg/L	11/22/2010 1542 MS	EPA 200.8

**These results apply only to the samples tested.**

- Qualifiers:**
- \* Value exceeds Maximum Contaminant Level
  - C Calculated Value
  - H Holding times for preparation or analysis exceeded
  - L Analyzed by a contract laboratory
  - ND Not Detected at the Reporting Limit
  - S Spike Recovery outside accepted recovery limits

**RL - Reporting Limit**

- B Analyte detected in the associated Method Blank
- E Value above quantitation range
- J Analyte detected below quantitation limits
- M Value exceeds Monthly Ave or MCL
- O Outside the Range of Dilutions

Reviewed by:   
Lacey Ketron, Water Lab Supervisor



### Sample Analysis Report

**CLIENT:** AUC LLC  
1536 Cole Blvd  
Suite 330  
Lakewood, CO 80401

**Date Reported:** 3/1/2011  
**Report ID:** S1011235002  
(Replaces S1011235001)

**Project:** Reno Creek Project  
**Lab ID:** S1011235-002  
**Client Sample ID:** OM1  
**COC:** 007

**Work Order:** S1011235  
**Collection Date:** 11/11/2010 2:00:00 PM  
**Date Received:** 11/12/2010 9:52:00 AM  
**Sampler:** JS  
**Matrix:** Water

Analyses	Result	RL	Qual	Units	Date Analyzed/Init	Method
<b>Dissolved Metals</b>						
Aluminum	ND	0.1		mg/L	11/15/2010 1046 DG	EPA 200.7
Arsenic	0.004	0.001		mg/L	11/12/2010 1534 MS	EPA 200.8
Barium	ND	0.1		mg/L	11/12/2010 1534 MS	EPA 200.8
Boron	ND	0.1		mg/L	11/15/2010 1046 DG	EPA 200.7
Cadmium	ND	0.001		mg/L	11/12/2010 1534 MS	EPA 200.8
Chromium	ND	0.01		mg/L	11/15/2010 1046 DG	EPA 200.7
Copper	ND	0.01		mg/L	11/12/2010 1534 MS	EPA 200.8
Iron	ND	0.05		mg/L	11/15/2010 1046 DG	EPA 200.7
Lead	ND	0.01		mg/L	11/12/2010 1534 MS	EPA 200.8
Manganese	0.21	0.01		mg/L	11/15/2010 1046 DG	EPA 200.7
Mercury	ND	0.001		mg/L	11/16/2010 957 BK	EPA 245.1
Molybdenum	ND	0.01		mg/L	11/12/2010 1534 MS	EPA 200.8
Nickel	ND	0.05		mg/L	11/15/2010 1046 DG	EPA 200.7
Selenium	ND	0.005		mg/L	11/12/2010 1534 MS	EPA 200.8
Uranium	0.0023	0.0003		mg/L	11/12/2010 1534 MS	EPA 200.8
Vanadium	ND	0.1		mg/L	11/12/2010 1534 MS	EPA 200.8
Zinc	ND	0.01		mg/L	11/15/2010 1046 DG	EPA 200.7
<b>Total Metals</b>						
Iron	0.35	0.05		mg/L	11/15/2010 1405 DG	EPA 200.7
Manganese	0.23	0.01		mg/L	11/15/2010 1405 DG	EPA 200.7


**These results apply only to the samples tested.**

**Qualifiers:**

- \* Value exceeds Maximum Contaminant Level
- C Calculated Value
- H Holding times for preparation or analysis exceeded
- L Analyzed by a contract laboratory
- ND Not Detected at the Reporting Limit
- S Spike Recovery outside accepted recovery limits

**RL - Reporting Limit**

- B Analyte detected in the associated Method Blank
- E Value above quantitation range
- J Analyte detected below quantitation limits
- M Value exceeds Monthly Ave or MCL
- O Outside the Range of Dilutions

Reviewed by:   
Lacey Ketron, Water Lab Supervisor





### ANALYTICAL QC SUMMARY REPORT

**CLIENT:** AUC LLC  
**Work Order:** S1011235  
**Project:** Reno Creek Project

**Date:** 3/1/2011  
**Report ID:** S1011235002  
(Replaces S1011235001)

Test: **Alkalinity**

Sample Type **MBLK** Units: mg/L

Sample ID	RunNo: 64944	Analyte	Result	RL	Spike	Ref Samp	%REC	% Rec Limits	Qual
-----------	--------------	---------	--------	----	-------	----------	------	--------------	------

BLANK 11/12/10 15:28 Alkalinity, Total (As CaCO3) ND 5

Sample ID	RunNo: 64986	Analyte	Result	RL	Spike	Ref Samp	%REC	% Rec Limits	Qual
-----------	--------------	---------	--------	----	-------	----------	------	--------------	------

BLANK 11/15/10 13:31 Alkalinity, Total (As CaCO3) ND 5

Sample ID	RunNo: 64986	Analyte	Result	RL	Spike	Ref Samp	%REC	% Rec Limits	Qual
-----------	--------------	---------	--------	----	-------	----------	------	--------------	------

BLANK 11/15/10 16:44 Alkalinity, Total (As CaCO3) ND 5

Sample ID	RunNo: 64944	Analyte	Result	RL	Spike	Ref Samp	%REC	% Rec Limits	Qual
-----------	--------------	---------	--------	----	-------	----------	------	--------------	------

BLANK 11/15/10 10:19 Alkalinity, Total (As CaCO3) ND 5

Sample ID	RunNo: 65037	Analyte	Result	RL	Spike	Ref Samp	%REC	% Rec Limits	Qual
-----------	--------------	---------	--------	----	-------	----------	------	--------------	------

BLANK 11/16/10 12:19 Alkalinity, Total (As CaCO3) ND 5

Sample ID	RunNo: 65037	Analyte	Result	RL	Spike	Ref Samp	%REC	% Rec Limits	Qual
-----------	--------------	---------	--------	----	-------	----------	------	--------------	------

BLANK 11/16/10 16:54 Alkalinity, Total (As CaCO3) ND 5

Sample Type **LCS** Units: mg/L

Sample ID	RunNo: 64944	Analyte	Result	RL	Spike	Ref Samp	%REC	% Rec Limits	Qual
-----------	--------------	---------	--------	----	-------	----------	------	--------------	------

ATQC 11/12/10 15:19 Alkalinity, Total (As CaCO3) 478 5 473 101 96.6 - 103

Sample ID	RunNo: 64986	Analyte	Result	RL	Spike	Ref Samp	%REC	% Rec Limits	Qual
-----------	--------------	---------	--------	----	-------	----------	------	--------------	------

ATQC 11/15/10 13:21 Alkalinity, Total (As CaCO3) 480 5 473 101 96.6 - 103

Sample ID	RunNo: 64986	Analyte	Result	RL	Spike	Ref Samp	%REC	% Rec Limits	Qual
-----------	--------------	---------	--------	----	-------	----------	------	--------------	------

ATQC 11/15/10 16:34 Alkalinity, Total (As CaCO3) 482 5 473 101 96.6 - 103

Sample ID	RunNo: 64944	Analyte	Result	RL	Spike	Ref Samp	%REC	% Rec Limits	Qual
-----------	--------------	---------	--------	----	-------	----------	------	--------------	------

ATQC 11/15/10 10:09 Alkalinity, Total (As CaCO3) 474 5 473 100 96.6 - 103

Sample ID	RunNo: 65037	Analyte	Result	RL	Spike	Ref Samp	%REC	% Rec Limits	Qual
-----------	--------------	---------	--------	----	-------	----------	------	--------------	------

ATQC 11/16/10 12:09 Alkalinity, Total (As CaCO3) 478 5 473 101 96.6 - 103

Sample ID	RunNo: 65037	Analyte	Result	RL	Spike	Ref Samp	%REC	% Rec Limits	Qual
-----------	--------------	---------	--------	----	-------	----------	------	--------------	------

ATQC 11/16/10 16:46 Alkalinity, Total (As CaCO3) 479 5 473 101 96.6 - 103

- Qualifiers:**
- B Analyte detected in the associated Method Blank
  - H Holding times for preparation or analysis exceeded
  - L Analyzed by a contract laboratory
  - ND Not Detected at the Reporting Limit
  - R RPD outside accepted recovery limits
  - E Value above quantitation range
  - J Analyte detected below quantitation limits
  - M Value exceeds Monthly Ave or MCL
  - O Outside the Range of Dilutions
  - S Spike Recovery outside accepted recovery limits



### ANALYTICAL QC SUMMARY REPORT

**CLIENT:** AUC LLC  
**Work Order:** S1011235  
**Project:** Reno Creek Project

**Date:** 3/1/2011  
**Report ID:** S1011235002  
(Replaces S1011235001)

Test: **Conductivity**

Sample Type **MBLK** Units:  $\mu$ mhos/cm

Sample ID	RunNo: 64944	Analyte	Result	RL	Spike	Ref Samp	%REC	% Rec Limits	Qual
-----------	--------------	---------	--------	----	-------	----------	------	--------------	------

BLANK 11/12/10 15:28 Electrical Conductivity ND 5

Sample ID	RunNo: 64986	Analyte	Result	RL	Spike	Ref Samp	%REC	% Rec Limits	Qual
-----------	--------------	---------	--------	----	-------	----------	------	--------------	------

BLANK 11/15/10 13:31 Electrical Conductivity ND 5

Sample ID	RunNo: 64986	Analyte	Result	RL	Spike	Ref Samp	%REC	% Rec Limits	Qual
-----------	--------------	---------	--------	----	-------	----------	------	--------------	------

BLANK 11/15/10 16:44 Electrical Conductivity ND 5

Sample ID	RunNo: 64944	Analyte	Result	RL	Spike	Ref Samp	%REC	% Rec Limits	Qual
-----------	--------------	---------	--------	----	-------	----------	------	--------------	------

BLANK 11/15/10 10:19 Electrical Conductivity ND 5

Sample ID	RunNo: 65037	Analyte	Result	RL	Spike	Ref Samp	%REC	% Rec Limits	Qual
-----------	--------------	---------	--------	----	-------	----------	------	--------------	------

BLANK 11/16/10 12:19 Electrical Conductivity ND 5

Sample ID	RunNo: 65037	Analyte	Result	RL	Spike	Ref Samp	%REC	% Rec Limits	Qual
-----------	--------------	---------	--------	----	-------	----------	------	--------------	------

BLANK 11/16/10 16:54 Electrical Conductivity ND 5

Sample Type **LCS** Units:  $\mu$ mhos/cm

Sample ID	RunNo: 64944	Analyte	Result	RL	Spike	Ref Samp	%REC	% Rec Limits	Qual
-----------	--------------	---------	--------	----	-------	----------	------	--------------	------

ATQC 11/12/10 15:19 Electrical Conductivity 986 5 1000 98.6 90 - 110

Sample ID	RunNo: 64986	Analyte	Result	RL	Spike	Ref Samp	%REC	% Rec Limits	Qual
-----------	--------------	---------	--------	----	-------	----------	------	--------------	------

ATQC 11/15/10 13:21 Electrical Conductivity 1020 5 1000 103 90 - 110

Sample ID	RunNo: 64986	Analyte	Result	RL	Spike	Ref Samp	%REC	% Rec Limits	Qual
-----------	--------------	---------	--------	----	-------	----------	------	--------------	------

ATQC 11/15/10 16:34 Electrical Conductivity 1010 5 1000 101 90 - 110

Sample ID	RunNo: 64944	Analyte	Result	RL	Spike	Ref Samp	%REC	% Rec Limits	Qual
-----------	--------------	---------	--------	----	-------	----------	------	--------------	------

ATQC 11/15/10 10:09 Electrical Conductivity 1050 5 1000 105 90 - 110

Sample ID	RunNo: 65037	Analyte	Result	RL	Spike	Ref Samp	%REC	% Rec Limits	Qual
-----------	--------------	---------	--------	----	-------	----------	------	--------------	------

ATQC 11/16/10 12:09 Electrical Conductivity 1020 5 1000 102 90 - 110

Sample ID	RunNo: 65037	Analyte	Result	RL	Spike	Ref Samp	%REC	% Rec Limits	Qual
-----------	--------------	---------	--------	----	-------	----------	------	--------------	------

ATQC 11/16/10 16:46 Electrical Conductivity 991 5 1000 99.1 90 - 110

- Qualifiers:**
- B Analyte detected in the associated Method Blank
  - H Holding times for preparation or analysis exceeded
  - L Analyzed by a contract laboratory
  - ND Not Detected at the Reporting Limit
  - R RPD outside accepted recovery limits
  - E Value above quantitation range
  - J Analyte detected below quantitation limits
  - M Value exceeds Monthly Ave or MCL
  - O Outside the Range of Dilutions
  - S Spike Recovery outside accepted recovery limits

**ANALYTICAL QC SUMMARY REPORT**

**CLIENT:** AUC LLC  
**Work Order:** S1011235  
**Project:** Reno Creek Project

**Date:** 3/1/2011

**Report ID:** S1011235002  
 (Replaces S1011235001)

Test: **Dissolved Mercury by EPA 245.1 - Water**Sample Type **MBLK** Units: mg/L

Sample ID	RunNo: 65014	Analyte	Result	RL	Spike	Ref Samp	%REC	% Rec Limits	Qual
LRB	11/16/10 8:56	Mercury	ND	0.001					

Sample Type **LCS** Units: mg/L

Sample ID	RunNo: 65014	Analyte	Result	RL	Spike	Ref Samp	%REC	% Rec Limits	Qual
LCS	11/16/10 8:54	Mercury	0.002	0.001	0.002		98.0	85 - 115	

Sample Type **MS** Units: mg/L

Sample ID	RunNo: 65014	Analyte	Result	RL	Spike	Ref Samp	%REC	% Rec Limits	Qual
S1011235-002D	11/16/10 10:00	Mercury	0.002	0.001	0.002	0	120	70 - 130	

Sample Type **DUP** Units: mg/L

Sample ID	RunNo: 65014	Analyte	Result	RL	Ref Samp	%RPD	%REC	% RPD Limits	Qual
S1011235-002D	11/16/10 9:58	Mercury	ND	0.001	ND			20	

Test: **Dissolved Metals by ICP - EPA 200.7 - Water**Sample Type **MBLK** Units: mg/L

Sample ID	RunNo: 64989	Analyte	Result	RL	Spike	Ref Samp	%REC	% Rec Limits	Qual
ICB	11/15/10 8:43	Aluminum	ND	0.1					
		Boron	ND	0.03					
		Chromium	ND	0.01					
		Iron	ND	0.05					
		Manganese	ND	0.02					
		Nickel	ND	0.01					
		Zinc	ND	0.01					

Sample Type **LCS** Units: mg/L

Sample ID	RunNo: 64989	Analyte	Result	RL	Spike	Ref Samp	%REC	% Rec Limits	Qual
ICV Q	11/15/10 8:46	Aluminum	1.0	0.1	1		103	85 - 115	
		Boron	1.03	0.03	1		101	85 - 115	
		Chromium	1.04	0.01	1		104	85 - 115	
		Iron	1.05	0.05	1		105	85 - 115	
		Manganese	1.03	0.02	1		103	85 - 115	
		Nickel	1.01	0.01	1		101	85 - 115	
		Zinc	1.05	0.01	1		105	85 - 115	

<b>Qualifiers:</b>	B Analyte detected in the associated Method Blank	E Value above quantitation range
	H Holding times for preparation or analysis exceeded	J Analyte detected below quantitation limits
	L Analyzed by a contract laboratory	M Value exceeds Monthly Ave or MCL
	ND Not Detected at the Reporting Limit	O Outside the Range of Dilutions
	R RPD outside accepted recovery limits	S Spike Recovery outside accepted recovery limits



### ANALYTICAL QC SUMMARY REPORT

**CLIENT:** AUC LLC  
**Work Order:** S1011235  
**Project:** Reno Creek Project

**Date:** 3/1/2011  
**Report ID:** S1011235002  
(Replaces S1011235001)

Test: **Dissolved Metals by ICPMS EPA 200.8 - Water**

Sample Type **MBLK** Units: mg/L

Sample ID	RunNo: 64913	Analyte	Result	RL	Spike	Ref Samp	%REC	% Rec Limits	Qual
Init Cal Blank	11/12/10 14:00	Arsenic	ND	0.005					
		Barium	ND	0.5					
		Cadmium	ND	0.002					
		Copper	ND	0.01					
		Lead	ND	0.02					
		Molybdenum	ND	0.02					
		Selenium	ND	0.005					
		Uranium	ND	0.001					
		Vanadium	ND	0.02					

Sample Type **LCS** Units: mg/L

Sample ID	RunNo: 64913	Analyte	Result	RL	Spike	Ref Samp	%REC	% Rec Limits	Qual
lcs	11/12/10 15:20	Arsenic	0.098	0.005	0.1		98.2	85 - 115	
		Barium	ND	0.5	0.1		100	85 - 115	
		Cadmium	0.100	0.002	0.1		99.8	85 - 115	
		Copper	0.10	0.01	0.1		96.2	85 - 115	
		Lead	0.10	0.02	0.1		98.9	85 - 115	
		Molybdenum	0.10	0.02	0.1		96.8	85 - 115	
		Selenium	0.100	0.005	0.1		99.8	85 - 115	
		Uranium	0.101	0.001	0.1		101	85 - 115	
		Vanadium	0.10	0.02	0.1		97.7	85 - 115	

Test: **Fluoride by SM 4500**

Sample Type **MBLK** Units: mg/L

Sample ID	RunNo: 64944	Analyte	Result	RL	Spike	Ref Samp	%REC	% Rec Limits	Qual
BLANK	11/12/10 15:28	Fluoride	ND	0.1					

Sample ID	RunNo: 64986	Analyte	Result	RL	Spike	Ref Samp	%REC	% Rec Limits	Qual
BLANK	11/15/10 13:31	Fluoride	ND	0.1					

Sample ID	RunNo: 64986	Analyte	Result	RL	Spike	Ref Samp	%REC	% Rec Limits	Qual
BLANK	11/15/10 16:44	Fluoride	ND	0.1					

Sample ID	RunNo: 64944	Analyte	Result	RL	Spike	Ref Samp	%REC	% Rec Limits	Qual
BLANK	11/15/10 10:19	Fluoride	ND	0.1					

Sample Type **LCS** Units: mg/L

Sample ID	RunNo: 64944	Analyte	Result	RL	Spike	Ref Samp	%REC	% Rec Limits	Qual
ATQC	11/12/10 15:19	Fluoride	2.6	0.1	2.82		91.2	86.1 - 114	

- Qualifiers:**
- B Analyte detected in the associated Method Blank
  - H Holding times for preparation or analysis exceeded
  - L Analyzed by a contract laboratory
  - ND Not Detected at the Reporting Limit
  - R RPD outside accepted recovery limits
  - E Value above quantitation range
  - J Analyte detected below quantitation limits
  - M Value exceeds Monthly Ave or MCL
  - O Outside the Range of Dilutions
  - S Spike Recovery outside accepted recovery limits

**ANALYTICAL QC SUMMARY REPORT**

**CLIENT:** AUC LLC  
**Work Order:** S1011235  
**Project:** Reno Creek Project

**Date:** 3/1/2011  
**Report ID:** S1011235002  
 (Replaces S1011235001)

**Test: Fluoride by SM 4500**Sample Type **LCS** Units: mg/L

Sample ID	RunNo: 64986	Analyte	Result	RL	Spike	Ref Samp	%REC	% Rec Limits	Qual
ATQC	11/15/10 13:21	Fluoride	2.7	0.1	2.82		97.3	86.1 - 114	
Sample ID	RunNo: 64986	Analyte	Result	RL	Spike	Ref Samp	%REC	% Rec Limits	Qual
ATQC	11/15/10 16:34	Fluoride	2.8	0.1	2.82		101	86.1 - 114	
Sample ID	RunNo: 64944	Analyte	Result	RL	Spike	Ref Samp	%REC	% Rec Limits	Qual
ATQC	11/15/10 10:09	Fluoride	3.1	0.1	2.82		111	86.1 - 114	

**Test: Gross Alpha, Beta by SM 7110B**Sample Type **MBLK** Units: pCi/L

Sample ID	RunNo: 65867	Analyte	Result	RL	Spike	Ref Samp	%REC	% Rec Limits	Qual
MB10-340	12/07/10 19:27	Gross Alpha	ND	2					
		Gross Beta	ND	3					

Sample Type **LCS** Units: pCi/L

Sample ID	RunNo: 65867	Analyte	Result	RL	Spike	Ref Samp	%REC	% Rec Limits	Qual
LCS10-340A	12/07/10 19:27	Gross Alpha	76	2	69		110	72.6 - 137	
Sample ID	RunNo: 65867	Analyte	Result	RL	Spike	Ref Samp	%REC	% Rec Limits	Qual
LCS10-340B	12/07/10 19:27	Gross Beta	131	3	130		102	72.6 - 137	

**Test: Anions by ION Chromatography**Sample Type **MBLK** Units: mg/L

Sample ID	RunNo: 64933	Analyte	Result	RL	Spike	Ref Samp	%REC	% Rec Limits	Qual
MBLK	11/12/10 0:00	Chloride	ND	1					
		Sulfate	ND	1					
Sample ID	RunNo: 65322	Analyte	Result	RL	Spike	Ref Samp	%REC	% Rec Limits	Qual
MBLK	11/23/10 0:00	Chloride	ND	1					
		Sulfate	ND	1					

Sample Type **LCS** Units: mg/L

Sample ID	RunNo: 64933	Analyte	Result	RL	Spike	Ref Samp	%REC	% Rec Limits	Qual
DIONEX	11/12/10 11:00	Sulfate	140	1	150		93.6	90 - 110	
Sample ID	RunNo: 64933	Analyte	Result	RL	Spike	Ref Samp	%REC	% Rec Limits	Qual
DIONEX	11/12/10 11:11	Chloride	28	1	30		92.9	90 - 110	

<b>Qualifiers:</b>	B Analyte detected in the associated Method Blank	E Value above quantitation range
	H Holding times for preparation or analysis exceeded	J Analyte detected below quantitation limits
	L Analyzed by a contract laboratory	M Value exceeds Monthly Ave or MCL
	ND Not Detected at the Reporting Limit	O Outside the Range of Dilutions
	R RPD outside accepted recovery limits	S Spike Recovery outside accepted recovery limits

**ANALYTICAL QC SUMMARY REPORT**

**CLIENT:** AUC LLC  
**Work Order:** S1011235  
**Project:** Reno Creek Project

**Date:** 3/1/2011  
**Report ID:** S1011235002  
 (Replaces S1011235001)

Test: **Anions by ION Chromatography**Sample Type **LCS** Units: mg/L

Sample ID	RunNo: 65322	Analyte	Result	RL	Spike	Ref Samp	%REC	% Rec Limits	Qual
DIONEX	11/23/10 8:33	Sulfate	146	1	150		97.7	90 - 110	
Sample ID	RunNo: 65322	Analyte	Result	RL	Spike	Ref Samp	%REC	% Rec Limits	Qual
DIONEX	11/23/10 8:45	Chloride	31	1	30		104	90 - 110	

Test: **Cations by ICP (Method 200.7)**Sample Type **MBLK** Units: mg/L

Sample ID	RunNo: 64974	Analyte	Result	RL	Spike	Ref Samp	%REC	% Rec Limits	Qual
ICB	11/15/10 8:43	Calcium	ND	1					
		Magnesium	ND	1					
		Potassium	ND	1					
		Sodium	ND	1					
Sample ID	RunNo: 65191	Analyte	Result	RL	Spike	Ref Samp	%REC	% Rec Limits	Qual
ICB	11/19/10 13:25	Calcium	ND	1					
		Magnesium	ND	1					
		Potassium	ND	1					
		Sodium	ND	1					

Sample Type **LCS** Units: mg/L

Sample ID	RunNo: 64974	Analyte	Result	RL	Spike	Ref Samp	%REC	% Rec Limits	Qual
ICV 3	11/15/10 8:48	Calcium	41	1	40		102	85 - 115	
		Magnesium	41	1	40		101	85 - 115	
		Potassium	42	1	40		104	85 - 115	
		Sodium	42	1	40		104	85 - 115	
Sample ID	RunNo: 65191	Analyte	Result	RL	Spike	Ref Samp	%REC	% Rec Limits	Qual
ICV 3	11/19/10 13:30	Calcium	42	1	40		105	85 - 115	
		Magnesium	41	1	40		103	85 - 115	
		Potassium	40	1	40		100	85 - 115	
		Sodium	42	1	40		105	85 - 115	

Test: **Nitrogen, Ammonia (as N)**Sample Type **mblk** Units: mg/L

Sample ID	RunNo: 65124	Analyte	Result	RL	Spike	Ref Samp	%REC	% Rec Limits	Qual
Blank	11/18/10 7:31	Nitrogen, Ammonia (As N)	ND	0.1					

Sample Type **lcs** Units: mg/L

Sample ID	RunNo: 65124	Analyte	Result	RL	Spike	Ref Samp	%REC	% Rec Limits	Qual
QC	11/18/10 7:33	Nitrogen, Ammonia (As N)	16.9	0.1	16		106	90 - 110	

**Qualifiers:**

B	Analyte detected in the associated Method Blank	E	Value above quantitation range
H	Holding times for preparation or analysis exceeded	J	Analyte detected below quantitation limits
L	Analyzed by a contract laboratory	M	Value exceeds Monthly Ave or MCL
ND	Not Detected at the Reporting Limit	O	Outside the Range of Dilutions
R	RPD outside accepted recovery limits	S	Spike Recovery outside accepted recovery limits

**ANALYTICAL QC SUMMARY REPORT**

**CLIENT:** AUC LLC  
**Work Order:** S1011235  
**Project:** Reno Creek Project

**Date:** 3/1/2011

**Report ID:** S1011235002  
 (Replaces S1011235001)

Test: **Nitrogen, Nitrate-Nitrite (as N)**Sample Type **mbk** Units: mg/L

Sample ID	RunNo: 65136	Analyte	Result	RL	Spike	Ref Samp	%REC	% Rec Limits	Qual
blk	11/18/10 9:46	Nitrogen, Nitrate-Nitrite (as N)	ND	0.05					

Sample Type **ics** Units: mg/L

Sample ID	RunNo: 65136	Analyte	Result	RL	Spike	Ref Samp	%REC	% Rec Limits	Qual
QC	11/18/10 9:48	Nitrogen, Nitrate-Nitrite (as N)	28.6	0.05	28.7		99.8	90 - 110	

Test: **Lead 210 and Polonium 210**Sample Type **MBLK** Units: pCi/L

Sample ID	RunNo: 65883	Analyte	Result	RL	Spike	Ref Samp	%REC	% Rec Limits	Qual
MB10-335	12/10/10 12:06	Polonium 210 (Dissolved)	ND	1					

Sample ID	RunNo: 65883	Analyte	Result	RL	Spike	Ref Samp	%REC	% Rec Limits	Qual
MB10-335B	12/10/10 12:06	Polonium 210 (Dissolved)	ND	1					

Sample ID	RunNo: 65885	Analyte	Result	RL	Spike	Ref Samp	%REC	% Rec Limits	Qual
MB10-335	12/09/10 14:35	Lead 210 (Dissolved)	ND	1					

Sample ID	RunNo: 65885	Analyte	Result	RL	Spike	Ref Samp	%REC	% Rec Limits	Qual
MB10-335B	12/09/10 14:35	Lead 210 (Dissolved)	ND	1					

Sample ID	RunNo: 65901	Analyte	Result	RL	Spike	Ref Samp	%REC	% Rec Limits	Qual
MB-R65901	12/09/10 17:12	Lead 210 (Suspended)	ND	1					

Sample ID	RunNo: 65901	Analyte	Result	RL	Spike	Ref Samp	%REC	% Rec Limits	Qual
MB-R65901	12/09/10 17:12	Lead 210 (Suspended)	ND	1					

Sample ID	RunNo: 65908	Analyte	Result	RL	Spike	Ref Samp	%REC	% Rec Limits	Qual
MB-R65908	12/14/10 16:07	Polonium 210 (Suspended)	ND	1					

Sample ID	RunNo: 65908	Analyte	Result	RL	Spike	Ref Samp	%REC	% Rec Limits	Qual
MB-R65908	12/14/10 16:07	Polonium 210 (Suspended)	ND	1					

Sample Type **LCS** Units: pCi/L

Sample ID	RunNo: 65883	Analyte	Result	RL	Spike	Ref Samp	%REC	% Rec Limits	Qual
LCS10-335 Po	12/10/10 12:06	Polonium 210 (Dissolved)	16	1	15.1		106	50 - 150	

Sample ID	RunNo: 65885	Analyte	Result	RL	Spike	Ref Samp	%REC	% Rec Limits	Qual
LCS10-335 Pb	12/09/10 14:35	Lead 210 (Dissolved)	10	1	11.1		86.5	50 - 150	

**Qualifiers:**

B	Analyte detected in the associated Method Blank	E	Value above quantitation range
H	Holding times for preparation or analysis exceeded	J	Analyte detected below quantitation limits
L	Analyzed by a contract laboratory	M	Value exceeds Monthly Ave or MCL
ND	Not Detected at the Reporting Limit	O	Outside the Range of Dilutions
R	RPD outside accepted recovery limits	S	Spike Recovery outside accepted recovery limits

**ANALYTICAL QC SUMMARY REPORT**

**CLIENT:** AUC LLC  
**Work Order:** S1011235  
**Project:** Reno Creek Project

**Date:** 3/1/2011  
**Report ID:** S1011235002  
 (Replaces S1011235001)

Test: **Lead 210 and Polonium 210**Sample Type **LCS** Units: pCi/L

Sample ID	RunNo:	Analyte	Result	RL	Spike	Ref Samp	%REC	% Rec Limits	Qual
LCS-R65901	12/09/10 17:12	Lead 210 (Suspended)	8	1	11.1		70.2	50 - 150	

Sample ID	RunNo:	Analyte	Result	RL	Spike	Ref Samp	%REC	% Rec Limits	Qual
LCS10-355 PO	12/14/10 16:07	Polonium 210 (Suspended)	12	1	15.1		81.2	50 - 150	

Sample Type **MS** Units: pCi/L

Sample ID	RunNo:	Analyte	Result	RL	Spike	Ref Samp	%REC	% Rec Limits	Qual
S1011235-002FMS	12/10/10 12:06	Polonium 210 (Dissolved)	15	1	15.1	0	97.6	50 - 150	

Sample ID	RunNo:	Analyte	Result	RL	Spike	Ref Samp	%REC	% Rec Limits	Qual
S1011235-002FMS	12/09/10 14:35	Lead 210 (Dissolved)	10	1	11.1	1.38	76.8	50 - 150	

Sample ID	RunNo:	Analyte	Result	RL	Spike	Ref Samp	%REC	% Rec Limits	Qual
S1011235-002FMS	12/09/10 17:12	Lead 210 (Suspended)	47	1	66.7	0	69.8	50 - 150	

Sample ID	RunNo:	Analyte	Result	RL	Spike	Ref Samp	%REC	% Rec Limits	Qual
S1011235-002FMS	12/14/10 16:07	Polonium 210 (Suspended)	12	1	15.1	0	81.2	50 - 150	

Sample Type **DUP** Units: pCi/L

Sample ID	RunNo:	Analyte	Result	RL	Ref Samp	%RPD	%REC	% RPD Limits	Qual
S1011235-001FDUP	12/10/10 12:06	Polonium 210 (Dissolved)	ND	1	ND			20	

Sample ID	RunNo:	Analyte	Result	RL	Ref Samp	%RPD	%REC	% RPD Limits	Qual
S1011235-001FDUP	12/09/10 14:35	Lead 210 (Dissolved)	9	1	9.26			20	

Sample ID	RunNo:	Analyte	Result	RL	Ref Samp	%RPD	%REC	% RPD Limits	Qual
S1011235-001FDUP	12/09/10 17:12	Lead 210 (Suspended)	ND	1	ND			20	

Sample ID	RunNo:	Analyte	Result	RL	Ref Samp	%RPD	%REC	% RPD Limits	Qual
S1011235-001FDUP	12/14/10 16:07	Polonium 210 (Suspended)	26	1	22.1			20	

Test: **Total Radium 228**Sample Type **MBLK** Units: pCi/L

Sample ID	RunNo:	Analyte	Result	RL	Spike	Ref Samp	%REC	% Rec Limits	Qual
MB10-326	11/28/10 19:39	Radium 228 (Dissolved)	ND	1					

Sample Type **LCS** Units: pCi/L

Sample ID	RunNo:	Analyte	Result	RL	Spike	Ref Samp	%REC	% Rec Limits	Qual
LCS10-326	11/28/10 19:39	Radium 228 (Dissolved)	13	1	14.3		93.3	63.8 - 119	

**Qualifiers:**

B	Analyte detected in the associated Method Blank	E	Value above quantitation range
H	Holding times for preparation or analysis exceeded	J	Analyte detected below quantitation limits
L	Analyzed by a contract laboratory	M	Value exceeds Monthly Ave or MCL
ND	Not Detected at the Reporting Limit	O	Outside the Range of Dilutions
R	RPD outside accepted recovery limits	S	Spike Recovery outside accepted recovery limits



**ANALYTICAL QC SUMMARY REPORT**

**CLIENT:** AUC LLC  
**Work Order:** S1011235  
**Project:** Reno Creek Project

**Date:** 3/1/2011  
**Report ID:** S1011235002  
 (Replaces S1011235001)

Test: **Radium 226 by SM 7500**Sample Type **MBLK** Units: pCi/L

Sample ID	RunNo: 65472	Analyte	Result	RL	Spike	Ref Samp	%REC	% Rec Limits	Qual
MB-R65472	11/23/10 12:52	Radium 226 (Dissolved)	ND	0.2					

Sample ID	RunNo: 65474	Analyte	Result	RL	Spike	Ref Samp	%REC	% Rec Limits	Qual
MB-R65474	12/01/10 9:15	Radium 226 (Dissolved)	ND	0.2					
		Radium 226 (Suspended)	ND	0.2					

Sample Type **LCS** Units: pCi/L

Sample ID	RunNo: 65472	Analyte	Result	RL	Spike	Ref Samp	%REC	% Rec Limits	Qual
LCS-R65472	11/23/10 12:52	Radium 226 (Dissolved)	8.2	0.2	9.52		85.9	69.3 - 130	

Sample ID	RunNo: 65474	Analyte	Result	RL	Spike	Ref Samp	%REC	% Rec Limits	Qual
LCS-R65474	12/01/10 9:15	Radium 226 (Dissolved)	8.1	0.2	9.52		85.1	69.3 - 130	
		Radium 226 (Suspended)	8.1	0.2	9.52		85.1	69.3 - 130	

Sample Type **DUP** Units: pCi/L

Sample ID	RunNo: 65472	Analyte	Result	RL	Ref Samp	%RPD	%REC	% RPD Limits	Qual
S1011235-001FDUP	11/23/10 12:52	Radium 226 (Dissolved)	146	0.2	146	0.0493		20	

Test: **Thorium 230 in Water**Sample Type **MBLK** Units: pCi/L

Sample ID	RunNo: 65612	Analyte	Result	RL	Spike	Ref Samp	%REC	% Rec Limits	Qual
MB-R65612	12/01/10 9:42	Thorium 230 (Dissolved)	ND	0.2					

Sample ID	RunNo: 66100	Analyte	Result	RL	Spike	Ref Samp	%REC	% Rec Limits	Qual
MB-R66100	12/22/10 8:26	Thorium 230 (Suspended)	ND	0.2					

Sample ID	RunNo: 66100	Analyte	Result	RL	Spike	Ref Samp	%REC	% Rec Limits	Qual
MB-R66100	12/22/10 8:26	Thorium 230 (Suspended)	ND	0.2					

Sample Type **LCS** Units: pCi/L

Sample ID	RunNo: 65612	Analyte	Result	RL	Spike	Ref Samp	%REC	% Rec Limits	Qual
LCS-R65612	12/01/10 9:42	Thorium 230 (Dissolved)	13	0.2	12		101	50 - 150	

Sample ID	RunNo: 66100	Analyte	Result	RL	Spike	Ref Samp	%REC	% Rec Limits	Qual
LCS-R66100	12/22/10 8:26	Thorium 230 (Suspended)	12	0.2	12		96.4	50 - 150	

Sample Type **DUP** Units: pCi/L

Sample ID	RunNo: 65612	Analyte	Result	RL	Ref Samp	%RPD	%REC	% RPD Limits	Qual
S1011235-001FDUP	12/01/10 9:42	Thorium 230 (Dissolved)	ND	0.2	ND	0		20	

**Qualifiers:**

B	Analyte detected in the associated Method Blank	E	Value above quantitation range
H	Holding times for preparation or analysis exceeded	J	Analyte detected below quantitation limits
L	Analyzed by a contract laboratory	M	Value exceeds Monthly Ave or MCL
ND	Not Detected at the Reporting Limit	O	Outside the Range of Dilutions
R	RPD outside accepted recovery limits	S	Spike Recovery outside accepted recovery limits



### ANALYTICAL QC SUMMARY REPORT

**CLIENT:** AUC LLC  
**Work Order:** S1011235  
**Project:** Reno Creek Project

**Date:** 3/1/2011  
**Report ID:** S1011235002  
(Replaces S1011235001)

Test: **Thorium 230 in Water**

Sample Type **DUP** Units: pCi/L

Sample ID	RunNo: 65612	Analyte	Result	RL	Ref Samp	%RPD	%REC	% RPD Limits	Qual
S1011235-002FDUP	12/01/10 9:42	Thorium 230 (Dissolved)	ND	0.2	ND	0		20	

Test: **Radon 222 by SM7500-RN**

Sample Type **MBLK** Units: pCi/L

Sample ID	RunNo: 65565	Analyte	Result	RL	Spike	Ref Samp	%REC	% Rec Limits	Qual
MB-R65565	11/12/10 0:00	Radon-222	ND	50					L

Sample Type **LCS** Units: pCi/L

Sample ID	RunNo: 65565	Analyte	Result	RL	Spike	Ref Samp	%REC	% Rec Limits	Qual
LCS-R65565	11/12/10 0:00	Radon-222	21800	100	22500		96.8	75 - 125	L

Test: **Silica as SiO2**

Sample Type **MBLK** Units: mg/L

Sample ID	RunNo: 64990	Analyte	Result	RL	Spike	Ref Samp	%REC	% Rec Limits	Qual
ICB	11/15/10 8:43	Silica as SiO2	ND	0.1					

Sample Type **LCS** Units: mg/L

Sample ID	RunNo: 64990	Analyte	Result	RL	Spike	Ref Samp	%REC	% Rec Limits	Qual
ICV Q	11/15/10 8:46	Silica as SiO2	2.2	0.1	2.14		100	85 - 115	

Test: **Solids By SM 2540**

Sample Type **MBLK** Units: mg/L

Sample ID	RunNo: 65012	Analyte	Result	RL	Spike	Ref Samp	%REC	% Rec Limits	Qual
Air	11/12/10 12:00	Total Dissolved Solids (180)	ND	10					

Sample ID	RunNo: 65012	Analyte	Result	RL	Spike	Ref Samp	%REC	% Rec Limits	Qual
Air	11/12/10 12:05	Total Dissolved Solids (180)	ND	10					

Sample ID	RunNo: 65012	Analyte	Result	RL	Spike	Ref Samp	%REC	% Rec Limits	Qual
DI	11/12/10 12:10	Total Dissolved Solids (180)	ND	10					

Sample ID	RunNo: 65252	Analyte	Result	RL	Spike	Ref Samp	%REC	% Rec Limits	Qual
Air	11/18/10 16:00	Total Dissolved Solids (180)	ND	10					

Sample ID	RunNo: 65252	Analyte	Result	RL	Spike	Ref Samp	%REC	% Rec Limits	Qual
Air	11/18/10 16:05	Total Dissolved Solids (180)	ND	10					

Sample ID	RunNo: 65252	Analyte	Result	RL	Spike	Ref Samp	%REC	% Rec Limits	Qual
DI	11/18/10 16:10	Total Dissolved Solids (180)	ND	10					

- Qualifiers:**
- B Analyte detected in the associated Method Blank
  - H Holding times for preparation or analysis exceeded
  - L Analyzed by a contract laboratory
  - ND Not Detected at the Reporting Limit
  - R RPD outside accepted recovery limits
  - E Value above quantitation range
  - J Analyte detected below quantitation limits
  - M Value exceeds Monthly Ave or MCL
  - O Outside the Range of Dilutions
  - S Spike Recovery outside accepted recovery limits

**ANALYTICAL QC SUMMARY REPORT**

**CLIENT:** AUC LLC  
**Work Order:** S1011235  
**Project:** Reno Creek Project

**Date:** 3/1/2011

**Report ID:** S1011235002  
 (Replaces S1011235001)

Test: **Solids By SM 2540**Sample Type **LCS** Units: mg/L

Sample ID	RunNo: 65012	Analyte	Result	RL	Spike	Ref Samp	%REC	% Rec Limits	Qual
Control	11/12/10 12:15	Total Dissolved Solids (180)	220	10	226		95.6	90 - 110	

Sample ID	RunNo: 65252	Analyte	Result	RL	Spike	Ref Samp	%REC	% Rec Limits	Qual
Control	11/18/10 16:15	Total Dissolved Solids (180)	210	10	226		94.7	90 - 110	

Test: **Total (200.2) Metals by EPA 200.7 ICP - Water**Sample Type **MBLK** Units: mg/L

Sample ID	RunNo: 65006	Analyte	Result	RL	Spike	Ref Samp	%REC	% Rec Limits	Qual
BLK 11/12 TOT -4649	11/15/10 11:42	Iron	ND	0.05					
		Manganese	ND	0.02					

Sample ID	RunNo: 65006	Analyte	Result	RL	Spike	Ref Samp	%REC	% Rec Limits	Qual
BLK 11/15 TOT -4653	11/15/10 13:39	Iron	ND	0.05					
		Manganese	ND	0.02					

Sample Type **LCS** Units: mg/L

Sample ID	RunNo: 65006	Analyte	Result	RL	Spike	Ref Samp	%REC	% Rec Limits	Qual
LCS 11/12 TOT -4649	11/15/10 11:45	Iron	0.50	0.05	0.5		100	85 - 115	
		Manganese	0.19	0.02	0.2		95.6	85 - 115	

Sample ID	RunNo: 65006	Analyte	Result	RL	Spike	Ref Samp	%REC	% Rec Limits	Qual
LCS 11/15 TOT -4653	11/15/10 13:41	Iron	0.49	0.05	0.5		97.6	85 - 115	
		Manganese	0.19	0.02	0.2		94.4	85 - 115	

Test: **Suspended Natural Uranium**Sample Type **MBLK** Units: mg/L

Sample ID	RunNo: 65227	Analyte	Result	RL	Spike	Ref Samp	%REC	% Rec Limits	Qual
Init Cal Blank	11/22/10 13:01	Uranium Suspended	ND	0.001					

Sample Type **LCS** Units: mg/L

Sample ID	RunNo: 65227	Analyte	Result	RL	Spike	Ref Samp	%REC	% Rec Limits	Qual
lcs	11/22/10 13:08	Uranium Suspended	0.098	0.001	0.1		98.1	90 - 110	

**Qualifiers:**

B	Analyte detected in the associated Method Blank	E	Value above quantitation range
H	Holding times for preparation or analysis exceeded	J	Analyte detected below quantitation limits
L	Analyzed by a contract laboratory	M	Value exceeds Monthly Ave or MCL
ND	Not Detected at the Reporting Limit	O	Outside the Range of Dilutions
R	RPD outside accepted recovery limits	S	Spike Recovery outside accepted recovery limits



### ANALYTICAL QC SUMMARY REPORT

**CLIENT:** AUC LLC  
**Work Order:** S1011235  
**Project:** Reno Creek Project

**Date:** 3/1/2011  
**Report ID:** S1011235002  
(Replaces S1011235001)

Test: **pH Water**

Sample Type **MBLK** Units: s.u.

Sample ID	RunNo: 64944	Analyte	Result	RL	Spike	Ref Samp	%REC	% Rec Limits	Qual
-----------	--------------	---------	--------	----	-------	----------	------	--------------	------

BLANK 11/12/10 15:28 pH 6.1 0.1

Sample ID	RunNo: 64986	Analyte	Result	RL	Spike	Ref Samp	%REC	% Rec Limits	Qual
-----------	--------------	---------	--------	----	-------	----------	------	--------------	------

BLANK 11/15/10 13:31 pH 6.1 0.1

Sample ID	RunNo: 64986	Analyte	Result	RL	Spike	Ref Samp	%REC	% Rec Limits	Qual
-----------	--------------	---------	--------	----	-------	----------	------	--------------	------

BLANK 11/15/10 16:44 pH 6.1 0.1

Sample ID	RunNo: 64944	Analyte	Result	RL	Spike	Ref Samp	%REC	% Rec Limits	Qual
-----------	--------------	---------	--------	----	-------	----------	------	--------------	------

BLANK 11/15/10 10:19 pH 6.2 0.1

Sample ID	RunNo: 65037	Analyte	Result	RL	Spike	Ref Samp	%REC	% Rec Limits	Qual
-----------	--------------	---------	--------	----	-------	----------	------	--------------	------

BLANK 11/16/10 12:19 pH 6.1 0.1

Sample ID	RunNo: 65037	Analyte	Result	RL	Spike	Ref Samp	%REC	% Rec Limits	Qual
-----------	--------------	---------	--------	----	-------	----------	------	--------------	------

BLANK 11/16/10 16:54 pH 6.1 0.1

Sample Type **LCS** Units: s.u.

Sample ID	RunNo: 64944	Analyte	Result	RL	Spike	Ref Samp	%REC	% Rec Limits	Qual
-----------	--------------	---------	--------	----	-------	----------	------	--------------	------

ATQC 11/12/10 15:19 pH 10.8 0.1 10.7 101 94.8 - 105

Sample ID	RunNo: 64986	Analyte	Result	RL	Spike	Ref Samp	%REC	% Rec Limits	Qual
-----------	--------------	---------	--------	----	-------	----------	------	--------------	------

ATQC 11/15/10 13:21 pH 11.0 0.1 10.7 102 94.8 - 105

Sample ID	RunNo: 64986	Analyte	Result	RL	Spike	Ref Samp	%REC	% Rec Limits	Qual
-----------	--------------	---------	--------	----	-------	----------	------	--------------	------

ATQC 11/15/10 16:34 pH 10.9 0.1 10.7 102 94.8 - 105

Sample ID	RunNo: 64944	Analyte	Result	RL	Spike	Ref Samp	%REC	% Rec Limits	Qual
-----------	--------------	---------	--------	----	-------	----------	------	--------------	------

ATQC 11/15/10 10:09 pH 11.0 0.1 10.7 102 94.8 - 105

Sample ID	RunNo: 65037	Analyte	Result	RL	Spike	Ref Samp	%REC	% Rec Limits	Qual
-----------	--------------	---------	--------	----	-------	----------	------	--------------	------

ATQC 11/16/10 12:09 pH 11.0 0.1 10.7 103 94.8 - 105

Sample ID	RunNo: 65037	Analyte	Result	RL	Spike	Ref Samp	%REC	% Rec Limits	Qual
-----------	--------------	---------	--------	----	-------	----------	------	--------------	------

ATQC 11/16/10 16:46 pH 10.9 0.1 10.7 102 94.8 - 105

- Qualifiers:**
- B Analyte detected in the associated Method Blank
  - H Holding times for preparation or analysis exceeded
  - L Analyzed by a contract laboratory
  - ND Not Detected at the Reporting Limit
  - R RPD outside accepted recovery limits
  - E Value above quantitation range
  - J Analyte detected below quantitation limits
  - M Value exceeds Monthly Ave or MCL
  - O Outside the Range of Dilutions
  - S Spike Recovery outside accepted recovery limits



**Inter-Mountain Labs, Inc.**  
**Sheridan, WY and Gillette, WY**

**- CHAIN OF CUSTODY RECORD -**

# **WEB 007**

All shaded fields must be completed.  
 This is a legal document; any misrepresentation may be construed as fraud.

Client Name **AUC, LLC** Project Identification **Reno Creek Project** Sample/Signatory/Attestation of Authenticity **Justin E Scott** Telephone # **(307) 265-0696**

Report Address **pcavendor@bayswateruranium.com** Contact Name and Email **Jim Shriver jshriver@treccorp.com** ANALYSES / PARAMETERS

Invoice Address **951 Werner Court Suite 395 Casper Wyoming 82601** Voice **307-265-0696** FAX **307-265-2498** Purchase Order # **see attached tables** REMARKS

ITEM	LAB ID (Lab Use Only)	DATE SAMPLED	TIME SAMPLED	SAMPLE IDENTIFICATION	Matrix	# of Containers	REMARKS
1	51011255-201	11/11/10	11:12	PERM 10	W2	10	Trifluorated & Perfluorinated called by Jim at 11/11/10 @ 11:35
2							
3		11/11/10	2:00	OMZ	W2	10	Metallic NOT filtered or passed per Scott's
4							
5							
6							
7							
8							
9							
10							
11							
12							
13							
14							

LAB COMMENTS: Relinquished By (Signature/Printed) **Justin E Scott** DATE **11/11/10** TIME **3:30** Received By (Signature/Printed) **Justin E Scott** DATE **11/11/10** TIME **16:31**

**SHIPPING INFO**  UPS  Fed Express  US Mail  Hand Carried  Other \_\_\_\_\_

**MATRIX CODES**  Water  Soil  Solid  Trip Blank  Other \_\_\_\_\_

**TURN AROUND TIMES**  Check desired service  Standard turnaround  RUSH - 5 Working Days  URGENT - < 2 Working Days *Rush & Urgent Surcharges will be applied*

**COMPLIANCE INFORMATION** Compliance Monitoring?  Program (SDWA, NPDES, ...) PWSID / Permit # \_\_\_\_\_ Chlorinated?  Sample Disposal: Lab  Client

**ADDITIONAL REMARKS** **F.I.S. OC**