	JOB PERFORMANCE MEASURE (JPM)
---	-------------------------------

SITE: MONTICELLO NUCLEAR GENERATING PLANT

JPM TITLE: OVERTIME RESTRICTIONS/FATIGUE MANAGEMENT

JPM NUMBER: JPM-FP-S-FMP-01-001 **REV.** 1

RELATED PRA INFORMATION: None

TASK NUMBERS / TASK TITLE(S): CR299.144
Adhere to the Requirements of Overtime Restrictions and Fitness for Duty Requirements

K/A NUMBERS: Generic 2.1.5 **Rating: SRO/RO:** 2.9/3.9

APPLICABLE METHOD OF TESTING:

Discussion: Simulate/walkthrough: Perform:

EVALUATION LOCATION: In-Plant: Control Room:
 Simulator: Other:
 Lab:

Time for Completion: 15 Minutes Time Critical: No

Alternate Path: No

TASK APPLICABILITY: SRO: RO: NLO

Additional site-specific signatures may be added as desired.

Developed by:	Roman Becker	
	Developer	Date
Validated by:	Greg Pagel	
	Validator (See JPM Validation Checklist, Attachment 1)	Date
Approved by:	Phil Norgaard	
	Training Supervisor	Date

JPM-FP-S-FMP-01-001 (Overtime Restrictions/Fatigue Management) Rev. 1

JPM Number: JPM-FP-S-FMP-01-001

JPM Title: Overtime Restrictions/Fatigue Management

Examinee: _____

Evaluator: _____

Job Title: _____

Date: _____

Start Time _____

Finish Time _____

PERFORMANCE RESULTS:

SAT:

UNSAT:

COMMENTS/FEEDBACK: (Make written comments for any steps graded unsatisfactory).

EVALUATOR'S SIGNATURE: _____

*NOTE: Only this page needs to be retained in examinee's record if completed satisfactorily.
If unsatisfactory performance is demonstrated, the entire JPM should be retained.*

JPM BRIEFING/TURNOVER

You may use any approved reference materials normally available including logs. Make all written reports, oral reports, and log entries as if the evolution is actually being performed.

EOP Immediate Actions are required to be performed from memory. After completing immediate action steps without using the procedure, you may then use any approved reference materials.

If this JPM is performed on the simulator, the JPM administrator should only give cues that are not indicated on the simulator. If simulator indication is sufficient to indicate the completion of a step, the JPM administrator should not have to give a cue to the trainee to continue the evolution.

I will explain the initial conditions, which step(s) to simulate or discuss, and provide initiating cues. When you complete the task successfully, the objective for this job performance measure will be satisfied.

DURING THE JPM, ENSURE PROPER SAFETY PRECAUTIONS, FME, AND/OR RADIOLOGICAL CONCERNS AS APPLICABLE ARE FOLLOWED.

INITIAL CONDITIONS:

- You are a licensed operator
- The plant is at rated conditions
- No outages or power reductions are scheduled

INITIATING CUES:

Review your proposed work schedule for the upcoming six weeks. Compare the proposed six week schedule with the normal six week schedule. Identify any proposed overtime, that if worked, will violate the requirements of FP-S-FMP-01 (10 CFR 26 Fatigue Management Fleet Procedure). (Assume NO waivers will be granted, NO overtime was worked in the previous six weeks and NO overtime is scheduled for the following six weeks.)

JPM PERFORMANCE INFORMATION

- Required Materials:**
- Prepared NON-OUTAGE six week rotating schedules (included in examinee turnover)
- General References:**
- OWI-01.01, FP-S-FMP-01
- Task Standards:**
- Adhere to the Requirements of Overtime Restrictions and Fitness for Duty Requirements

Start Time: _____

NOTE: When providing “Evaluator Cues” to the examinee, care must be exercised to avoid prompting the examinee. Typically cues are only provided when the examinee’s actions warrant receiving the information (i.e., the examinee looks or asks for the indication).

IMPORTANT: Critical steps are marked with a “Y” below the performance step number. Failure to meet the standard for any critical step SHALL result in failure of this JPM, per FP-T-SAT-73, Licensed Operator Qualification Program Examinations.

Performance Step: 1	Attains copy of six week rotating schedule and FP-S-FMP-01 (10 CFR 26 Fatigue Management Fleet Procedure).
Critical: N	
Standard:	Locates procedure(s)
Evaluator Cue:	Provide the examinee the copy of fleet procedure (FP-S-FMP-01). The six week schedules are included on the examinee turnover sheet.
Evaluator Note:	The six week schedule is posted in the control room and the fleet procedure would be accessed via the company web in sharepoint. The examinee may also refer to OWI-01.01 for general shift schedule information (section 4.5)
Performance:	SATISFACTORY <input type="checkbox"/> UNSATISFACTORY <input type="checkbox"/>
Comments:	_____

JPM-FP-S-FMP-01-001 (Overtime Restrictions/Fatigue Management) Rev. 1

<p>Performance Step: 2 Critical: N</p>	<p>FP-S-FMP-01 Section 5.1 (10 CFR 26 Work Hour Limits For Covered Individuals)</p> <p>Section 5.1.1 The following limits apply to covered individuals regardless of unit status:</p> <ul style="list-style-type: none"> ➤ No more than 16 work hours in any 24-hour period. ➤ No more than 26 work hours in any 48-hour period. ➤ No more than 72 work hours in any 7-day period. ➤ At least a 10-hour break between successive work periods or an 8-hour break when a break of less than 10 hours is necessary to accommodate a crew's schedule transition between work schedules. ➤ A 34-hour break in any 9 day period (this limit may be incorporated into the following table of limits) <p>Section 5.1.2: During online operations, and without issuance of a waiver, an individual's required average minimum days off SHALL adhere to the requirements listed in Table 1 below (averaged over the shift cycle):</p> <p>Operations 12-Hour Shift: 2.5 days off/week required</p> <ol style="list-style-type: none"> 1. For the purposes of calculating an average number of days off, the duration of the shift cycle may not exceed six (6) weeks. 2. A normal operations day for a shift is a day when the unit is not in an outage when the shift starts.
<p>Standard:</p>	<p>Locates and reviews sections 5.1.1 and 5.1.2</p>
<p>Performance:</p>	<p>SATISFACTORY <input type="checkbox"/> UNSATISFACTORY <input type="checkbox"/></p>
<p>Comments:</p>	<p>_____</p>

<p>Performance Step: 3 Critical: N</p>	<p>Reviews Week 1 of proposed schedule</p>
<p>Standard:</p>	<p>Reviews schedule and determines that no overtime days are scheduled.</p>
<p>Performance:</p>	<p>SATISFACTORY <input type="checkbox"/> UNSATISFACTORY <input type="checkbox"/></p>
<p>Comments:</p>	<p>_____</p>

JPM-FP-S-FMP-01-001 (Overtime Restrictions/Fatigue Management) Rev. 1

Performance Step: 4	Reviews Week 2 of proposed schedule.
Critical: N	
Standard:	Reviews schedule and recognizes one overtime day scheduled (Wednesday -Day Shift).
Performance:	SATISFACTORY <input type="checkbox"/> UNSATISFACTORY <input type="checkbox"/>
Comments:	_____

Performance Step: 5	Reviews Week 3 of proposed schedule.
Critical: Y	
Standard:	<ul style="list-style-type: none"> ➤ Reviews schedule and recognizes one overtime day scheduled (Tuesday - Day Shift). <u>Non-Critical Portion Of Standard</u> ➤ Recognizes that 72 work hours will be exceeded in a 7-day period. <u>Non-Critical Portion Of Standard</u> ➤ Recognizes working this overtime day in conjunction with the overtime day in week 2 will violate 10CFR26 Overtime restrictions.
Evaluator Cue:	If notified of exceeding limit, acknowledge as supervision.
Evaluator Note:	This would result in 80 hours worked in a 7 day period.
	NOTE: The examinee may wait until the end of the JPM to report the exceeded limit.
Performance:	SATISFACTORY <input type="checkbox"/> UNSATISFACTORY <input type="checkbox"/>
Comments:	_____

Performance Step: 6	Reviews Week 4 of proposed schedule.
Critical: N	
Standard:	Reviews schedule and determines that no overtime days are scheduled.
Performance:	SATISFACTORY <input type="checkbox"/> UNSATISFACTORY <input type="checkbox"/>
Comments:	_____

JPM-FP-S-FMP-01-001 (Overtime Restrictions/Fatigue Management) Rev. 1

Performance Step: 7	Reviews Week 5 of proposed schedule.
Critical: N	
Standard:	Reviews schedule and determines that no overtime days are scheduled.
Performance:	SATISFACTORY <input type="checkbox"/> UNSATISFACTORY <input type="checkbox"/>
Comments:	_____

Performance Step: 8	Reviews Week 6 of proposed schedule.
Critical: Y	
Standard:	<ul style="list-style-type: none"> ➤ Reviews schedule and recognizes one overtime day scheduled (Saturday – Night Shift). <u>Non-Critical Portion Of Standard</u> ➤ Recognizes that 16 work hours will be exceeded in a 24-hour period. <u>Non-Critical Portion Of Standard</u> ➤ Recognizes that 26 work hours will be exceeded in a 48-hour period. <u>Non-Critical Portion Of Standard</u> ➤ Recognizes that an 8-hour break is necessary to accommodate schedule transition between work schedules. <u>Non-Critical Portion Of Standard</u> ➤ Recognizes working this overtime day will violate 10CFR26 Overtime restrictions.
Evaluator Cue:	If notified of exceeding limit, acknowledge as supervision.
Evaluator Note:	<ul style="list-style-type: none"> ➤ The operator would work 8 training hours from 0700 to 1500 on the week 6 Friday and then start at 1900 on Friday for the Saturday Night shift. This will be 20 hours worked from 0700 on Friday until 0700 on Saturday morning. ➤ The operator would work 8 training hours from 0700 to 1500 on the week 6 Thursday and Friday and then an additional 12 hours from 1900 on Friday until 0700 on Saturday. This will be 28 hours worked from 0700 on Thursday until 0700 on Saturday morning. ➤ The operator would only have a 4 hour transition period between completed their training day on Friday and starting the Saturday Night Shift on Friday night at 1900. ➤ The “34-hour break in any 9 day period” limit is met throughout the proposed 6 week schedule. ➤ The “2.5 days off per week” requirement is met. A total of 16 days off are provided. Averaged over the 6 week period results in 2.67 days off per week.
Performance:	SATISFACTORY <input type="checkbox"/> UNSATISFACTORY <input type="checkbox"/>
Comments:	_____

Terminating Cues: When examinee notifies the evaluator of the violations, if any, state **JPM is complete.**

Stop Time: _____

Historical Record:

- Editorial updates for use during the 2013 ILT NRC Exam.
- Based on Revision 3 of FP-S-FMP-01.

Retention: Life of Plant

Retain in: Training Record

Form retained in accordance with record retention schedule identified in FP-G-RM-01.

TURNOVER SHEET

INITIAL CONDITIONS:

- You are a licensed operator
- The plant is at rated conditions
- No outages or power reductions are scheduled

INITIATING CUES:

Review your proposed work schedule for the upcoming six weeks. Compare the proposed six week schedule with the normal six week schedule. Identify any proposed overtime, that if worked, will violate the requirements of FP-S-FMP-01 (10 CFR 26 Fatigue Management Fleet Procedure). (Assume NO waivers will be granted, NO overtime was worked in the previous six weeks and NO overtime is scheduled for the following six weeks.)


PROPOSED SIX WEEK SCHEDULE

WEEK 1	SUN	MON	TUE	WED	THU	FRI	SAT
	X	D	D	D	X	X	X
WEEK 2	SUN	MON	TUE	WED	THU	FRI	SAT
	X	X	X	D	D	D	D
WEEK 3	SUN	MON	TUE	WED	THU	FRI	SAT
	D	R	D	X	X	N	N
WEEK 4	SUN	MON	TUE	WED	THU	FRI	SAT
	N	N	X	R	R	R	X
WEEK 5	SUN	MON	TUE	WED	THU	FRI	SAT
	X	X	N	N	N	X	X
WEEK 6	SUN	MON	TUE	WED	THU	FRI	SAT
	X	T	T	T	T	T	N

- X = Day Off
 D = 12 Hour Day
 N = 12 Hour Night (Starts at 1900 on previous day)
 R = 8 Hour Relief Shift
 T = 8 Hour Training Day

NORMAL SIX WEEK SCHEDULE

WEEK 1	SUN	MON	TUE	WED	THU	FRI	SAT
	X	D	D	D	X	X	X
WEEK 2	SUN	MON	TUE	WED	THU	FRI	SAT
	X	X	X	X	D	D	D
WEEK 3	SUN	MON	TUE	WED	THU	FRI	SAT
	D	R	X	X	X	N	N
WEEK 4	SUN	MON	TUE	WED	THU	FRI	SAT
	N	N	X	R	R	R	X
WEEK 5	SUN	MON	TUE	WED	THU	FRI	SAT
	X	X	N	N	N	X	X
WEEK 6	SUN	MON	TUE	WED	THU	FRI	SAT
	X	T	T	T	T	T	X

	JOB PERFORMANCE MEASURE (JPM)
---	-------------------------------

SITE: MONTICELLO NUCLEAR GENERATING PLANT

JPM TITLE: SRO - NRC LICENSE MAINTENANCE RESPONSIBILITIES

JPM NUMBER: JPM-OWI-01.08-002 **REV.** 0

RELATED PRA INFORMATION: None

TASK NUMBERS / TASK TITLE(S): SS299.296
Implement the instructions regarding maintenance of active NRC licenses

K/A NUMBERS: 2.1 2.1.4 Rating: SRO/RO: 3.8 / 3.3

APPLICABLE METHOD OF TESTING:
 Discussion: Simulate/walkthrough: Perform:

EVALUATION LOCATION: In-Plant: Control Room:
 Simulator: Other:
 Lab:

Time for Completion: 10 Minutes Time Critical: No

Alternate Path: No

TASK APPLICABILITY: SRO: RO: NLO

Additional site-specific signatures may be added as desired.

Developed by:	Roman Becker	
	Developer	Date
Validated by:	Derek Grossman	
	Validator (See JPM Validation Checklist, Attachment 1)	Date
Approved by:	Phil Norgaard	
	Training Supervisor	Date

JPM BRIEFING/TURNOVER

Provide briefing/turnover in accordance with applicable program description and/or training procedure.

I will explain the initial conditions, which step(s) to simulate or discuss, and provide initiating cues. When you complete the task successfully, the objective for this job performance measure will be satisfied.

DURING THE JPM, ENSURE PROPER SAFETY PRECAUTIONS, FME, AND/OR RADIOLOGICAL CONCERNS AS APPLICABLE ARE FOLLOWED.

INITIAL CONDITIONS:

- You are a Licensed Senior Reactor Operator.
- You are qualified to stand the following watches:
 - Shift Manager (SM)
 - Control Room Supervisor (CRS)
 - Shift Technical Advisor (STA)
 - Work Execution Center SRO (WEC-SRO)
- You are current in Licensed Operator Requalification training and your medical status is acceptable.
- The dates, shift times and positions are provided for the watches you stood during the 2nd Quarter.

INITIATING CUES:

- Determine if you have met the requirements for maintaining your SRO license active.

Date	Shift	Position
4/1	Days 0700-1900	WEC-SRO
4/2	Days 0700-1900	WEC-SRO
4/3	Days 0700-1900	WEC-SRO
4/6	Nights 1900-0700	SM
4/7	Nights 1900-0700	WEC-SRO
4/8	Nights 1900-0700	WEC-SRO
4/9	Nights 1900-0700	WEC-SRO
5/2	Days 0700-1900	WEC-SRO
5/3	Days 0700-1900	SM
5/4	Days 0700-1900	WEC-SRO
5/5	Relief 0700-1500	CRS
5/6	Days 0700-1900	WEC-SRO
5/10	Nights 1900-0700	WEC-SRO
5/12	Nights 1900-0700	WEC-SRO
5/13	Nights 1900-0700	WEC-SRO
5/20	Days 0700-1900	SM
5/21	Days 0700-1900	SM
5/22	Days 0700-1900	WEC-SRO
5/23	Days 0700-1900	WEC-SRO
6/4	Days 0700-1900	WEC-SRO
6/5	Days 0700-1900	STA
6/6	Days 0700-1900	WEC-SRO
6/24	Nights 1900-0700	WEC-SRO
6/30	Nights 1900-0700	WEC-SRO

Retention: Life of Plant

Retain in: Training Record

Form retained in accordance with record retention schedule identified in FP-G-RM-01.

JPM PERFORMANCE INFORMATION

- Required Materials:**
- OWI-01.08 (NRC License Maintenance Responsibilities)
- General References:**
- OWI-01.08 (NRC License Maintenance Responsibilities)
 - 2142 (Monticello Active NRC SRO/RO Qualification Checklist)
 - 10CFR55.53 (Conditions of License)
- Task Standards:**
- Determine that the minimum number of required licensed watches is NOT met and their NRC RO license is inactive.

Start Time: _____

NOTE: When providing “Evaluator Cues” to the examinee, care must be exercised to avoid prompting the examinee. Typically cues are only provided when the examinee’s actions warrant receiving the information (i.e., the examinee looks or asks for the indication).

IMPORTANT: Critical steps are marked with a “Y” below the performance step number. Failure to meet the standard for any critical step **SHALL** result in failure of this JPM, per FP-T-SAT-73, Licensed Operator Requalification Program Examinations.

Performance Step: 1	Locate and review controlled copy of Procedure OWI-01.08 (NRC License Maintenance Responsibilities).
Critical: N	
Standard:	Obtains and reviews correct procedure.
Evaluator Cue:	If controlled copy is not available for the performance of the JPM, then provide the examinee with a copy of OWI-01.08.
Performance:	SATISFACTORY <input type="checkbox"/> UNSATISFACTORY <input type="checkbox"/>
Comments:	_____

Performance Step: 2	Procedure Step 4.2.2.c
Critical: N	
	Maintaining an NRC license active requires the following: <ul style="list-style-type: none"> • Standing the required number of watches as the Licensed Operator on record during each calendar quarter.
Standard:	<ul style="list-style-type: none"> • Reviews this general requirement
Evaluator Cue:	None
Performance:	SATISFACTORY <input type="checkbox"/> UNSATISFACTORY <input type="checkbox"/>
Comments:	_____

Performance Step: 3	Procedure Step 4.2.4.
Critical: Y	
	Monticello's Technical Specifications requires two SRO and two RO Licensed Operators on shift during routine power operations. Credit for license maintenance is granted when an Operator fills one of these Tech Spec required positions. The Shift Manager, Control Room Supervisor , Nuclear Lead Plant Equipment and Reactor Operator (NLPE&RO) and the Nuclear Plant Equipment and Reactor Operator (NPE&RO) designated as Operator at the Controls (OATC) are considered as licensed duty positions for the purpose of license maintenance credit.
Standard:	Determines that ONLY the SM or CRS positions can be counted toward maintenance of their active NRC license.
Evaluator Cue:	None
Performance:	SATISFACTORY <input type="checkbox"/> UNSATISFACTORY <input type="checkbox"/>
Comments:	_____

Performance Step: 4	Procedure Step 4.2.6
Critical: Y	
Standard:	<p>To maintain active license status, each licensee SHALL actively perform the functions of the OATC (NPE&RO), Nuclear Lead Plant Equipment and Reactor Operator (NLPE&RO) or Senior Reactor Operator (e.g. Control Room Supervisor or Shift Manager) a minimum of five 12 hour shifts per calendar quarter.</p> <ul style="list-style-type: none"> • Determines that a total of five watches in the required positions of SM or CRS were performed; however, recognizes that the May 5th watch was only an eight hour relief shift. • Determines that the minimum of five twelve hour shifts in a required licensed position has not been met to maintain an active NRC license.
Evaluator Cue:	None
Performance:	SATISFACTORY <input type="checkbox"/> UNSATISFACTORY <input type="checkbox"/>
Comments:	_____

Terminating Cues: Once the determination has been made whether the minimum number of watches has **been / NOT been** met then state JPM complete.

Stop Time: _____

Historical Record:

- New create for 2013 ILT NRC Exam.
- JPM Revision 0 based on OWI-01.08 Rev 18.

Retention: Life of Plant

Retain in: Training Record

Form retained in accordance with record retention schedule identified in FP-G-RM-01.

TURNOVER SHEET

INITIAL CONDITIONS:

- You are a Licensed Senior Reactor Operator.
- You are qualified to stand the following watches:
 - Shift Manager (SM)
 - Control Room Supervisor (CRS)
 - Shift Technical Advisor (STA)
 - Work Execution Center SRO (WEC-SRO)
- You are current in Licensed Operator Requalification training and your medical status is acceptable.
- The dates, shift times and positions are provided for the watches you stood during the 2nd Quarter.

INITIATING CUES:


- Determine if you have met the requirements for maintaining your SRO license active.

Date	Shift	Position
4/1	Days 0700-1900	WEC-SRO
4/2	Days 0700-1900	WEC-SRO
4/3	Days 0700-1900	WEC-SRO
4/6	Nights 1900-0700	SM
4/7	Nights 1900-0700	WEC-SRO
4/8	Nights 1900-0700	WEC-SRO
4/9	Nights 1900-0700	WEC-SRO
5/2	Days 0700-1900	WEC-SRO
5/3	Days 0700-1900	SM
5/4	Days 0700-1900	WEC-SRO
5/5	Relief 0700-1500	CRS
5/6	Days 0700-1900	WEC-SRO
5/10	Nights 1900-0700	WEC-SRO
5/12	Nights 1900-0700	WEC-SRO
5/13	Nights 1900-0700	WEC-SRO
5/20	Days 0700-1900	SM
5/21	Days 0700-1900	SM
5/22	Days 0700-1900	WEC-SRO
5/23	Days 0700-1900	WEC-SRO
6/4	Days 0700-1900	WEC-SRO
6/5	Days 0700-1900	STA
6/6	Days 0700-1900	WEC-SRO
6/24	Nights 1900-0700	WEC-SRO
6/30	Nights 1900-0700	WEC-SRO

Retention: Life of Plant

Retain in: Training Record

Form retained in accordance with record retention schedule identified in FP-G-RM-01.

	JOB PERFORMANCE MEASURE (JPM)
---	--------------------------------------

SITE: MONTICELLO NUCLEAR GENERATING PLANT

JPM TITLE: RO - NRC LICENSE MAINTENANCE RESPONSIBILITIES

JPM NUMBER: JPM-OWI-01.08-001 **REV.** 2

RELATED PRA INFORMATION: None

TASK NUMBERS / TASK TITLE(S): SS299.296 CR299.169
 Implement the instructions regarding maintenance of active NRC licenses Adhere to the instructions regarding maintenance of active NRC Licenses

K/A NUMBERS: 2.1 2.1.4 Rating: SRO/RO: 3.8 / 3.3

APPLICABLE METHOD OF TESTING:
 Discussion: Simulate/walkthrough: Perform:

EVALUATION LOCATION: In-Plant: Control Room:
 Simulator: Other:
 Lab:

Time for Completion: 10 Minutes Time Critical: No

Alternate Path: No

TASK APPLICABILITY: SRO: RO: NLO

Additional site-specific signatures may be added as desired.

Developed by:	Roman Becker	
	Developer	Date
Validated by:	Greg Pagel	
	Validator (See JPM Validation Checklist, Attachment 1)	Date
Approved by:	Phil Norgaard	
	Training Supervisor	Date

JPM Number: JPM-OWI-01.08-001

JPM Title: RO - NRC License Maintenance Responsibilities

Examinee: _____

Evaluator: _____

Job Title: _____

Date: _____

Start Time _____

Finish Time _____

PERFORMANCE RESULTS:

SAT:

UNSAT:

COMMENTS/FEEDBACK: (Make written comments for any steps graded unsatisfactory).

EVALUATOR'S SIGNATURE: _____

NOTE: Only this page needs to be retained in examinee's record if completed satisfactorily. If unsatisfactory performance is demonstrated, the entire JPM should be retained.

JPM BRIEFING/TURNOVER

Provide briefing/turnover in accordance with applicable program description and/or training procedure.

I will explain the initial conditions, which step(s) to simulate or discuss, and provide initiating cues. When you complete the task successfully, the objective for this job performance measure will be satisfied.

DURING THE JPM, ENSURE PROPER SAFETY PRECAUTIONS, FME, AND/OR RADIOLOGICAL CONCERNS AS APPLICABLE ARE FOLLOWED.

INITIAL CONDITIONS:

- You are a Licensed Reactor Operator.
- You are qualified to stand the following Control Room (CR) watches:
 - Balance of Plant (BOP)
 - Operator at the Controls (OATC)
 - Nuclear Lead Plant Equipment and Reactor Operator (NLPE&RO)
- You are current in Licensed Operator Requalification training and your medical status is acceptable.
- The dates, shift times and positions are provided for the CR watches you stood during the 2nd Quarter.

INITIATING CUES:

- Determine if you have met the requirements for maintaining your RO license active.

Date	Shift	Position
4/1	Days 0700-1900	BOP
4/2	Days 0700-1900	BOP
4/3	Days 0700-1900	BOP
4/6	Nights 1900-0700	OATC
4/7	Nights 1900-0700	BOP
4/8	Nights 1900-0700	BOP
4/9	Nights 1900-0700	BOP
5/2	Days 0700-1900	BOP
5/3	Days 0700-1900	OATC
5/4	Days 0700-1900	BOP
5/5	Relief 0700-1500	OATC
5/6	Days 0700-1900	BOP
5/10	Nights 1900-0700	BOP
5/12	Nights 1900-0700	BOP
5/13	Nights 1900-0700	BOP
5/20	Days 0700-1900	NLPE&RO
5/21	Days 0700-1900	NLPE&RO
5/22	Days 0700-1900	BOP
5/23	Days 0700-1900	BOP
6/4	Days 0700-1900	BOP
6/5	Days 0700-1900	BOP
6/6	Days 0700-1900	BOP
6/24	Nights 1900-0700	BOP
6/30	Nights 1900-0700	BOP

Retention: Life of Plant

Retain in: Training Record

Form retained in accordance with record retention schedule identified in FP-G-RM-01.

JPM PERFORMANCE INFORMATION

- Required Materials:**
- OWI-01.08 (NRC License Maintenance Responsibilities)
- General References:**
- OWI-01.08 (NRC License Maintenance Responsibilities)
 - 2142 (Monticello Active NRC SRO/RO Qualification Checklist)
 - 10CFR55.53 (Conditions of License)
- Task Standards:**
- Determine that the minimum number of required licensed watches is NOT met and their NRC RO license is inactive.

Start Time: _____

NOTE: When providing “Evaluator Cues” to the examinee, care must be exercised to avoid prompting the examinee. Typically cues are only provided when the examinee’s actions warrant receiving the information (i.e., the examinee looks or asks for the indication).

IMPORTANT: Critical steps are marked with a “Y” below the performance step number. Failure to meet the standard for any critical step SHALL result in failure of this JPM, per FP-T-SAT-73, Licensed Operator Requalification Program Examinations.

Performance Step: 1	Locate and review controlled copy of Procedure OWI-01.08 (NRC License Maintenance Responsibilities).
Critical: N	
Standard:	Obtains and reviews correct procedure.
Evaluator Cue:	If controlled copy is not available for the performance of the JPM, then provide the examinee with a copy of OWI-01.08.
Performance:	SATISFACTORY <input type="checkbox"/> UNSATISFACTORY <input type="checkbox"/>
Comments:	_____

Performance Step: 2	Procedure Step 4.2.2.c
Critical: N	
	Maintaining an NRC license active requires the following: <ul style="list-style-type: none"> • Standing the required number of watches as the Licensed Operator on record during each calendar quarter.
Standard:	<ul style="list-style-type: none"> • Reviews this general requirement
Evaluator Cue:	None
Performance:	SATISFACTORY <input type="checkbox"/> UNSATISFACTORY <input type="checkbox"/>
Comments:	_____

Performance Step: 3	Procedure Step 4.2.4.
Critical: Y	
	Monticello’s Technical Specifications requires two SRO and two RO Licensed Operators on shift during routine power operations. Credit for license maintenance is granted when an Operator fills one of these Tech Spec required positions. The Shift Manager, Control Room Supervisor, Nuclear Lead Plant Equipment and Reactor Operator (NLPE&RO) and the Nuclear Plant Equipment and Reactor Operator (NPE&RO) designated as Operator at the Controls (OATC) are considered as licensed duty positions for the purpose of license maintenance credit.
Standard:	Determines that ONLY the NLPE&RO or OATC positions can be counted toward maintenance of their active NRC license.
Evaluator Cue:	None
Performance:	SATISFACTORY <input type="checkbox"/> UNSATISFACTORY <input type="checkbox"/>
Comments:	_____

Performance Step: 4	Procedure Step 4.2.6
Critical: Y	To maintain active license status, each licensee SHALL actively perform the functions of the OATC (NPE&RO), Nuclear Lead Plant Equipment and Reactor Operator (NLPE&RO) or Senior Reactor Operator (e.g. Control Room Supervisor or Shift Manager) a minimum of five 12 hour shifts per calendar quarter.
Standard:	<ul style="list-style-type: none"> • Determines that a total of five watches in the required positions of OATC or NLPE&RO were performed; however, recognizes that the May 5th watch was only an eight hour relief shift. • Determines that the minimum of five twelve hour shifts in a required licensed position has not been met to maintain an active NRC license.
Evaluator Cue:	None
Performance:	SATISFACTORY <input type="checkbox"/> UNSATISFACTORY <input type="checkbox"/>
Comments:	_____

Terminating Cues: Once the determination has been made whether the minimum number of watches has **been / NOT been** met then state JPM complete.

Stop Time: _____

Historical Record:

- Revised JPM and Title to specifically annotate this is RO license maintenance.
- Editorial changes made for evaluator clarification and simplification
- This revision based on OWI-01.08 Rev 18.

Retention: Life of Plant

Retain in: Training Record

Form retained in accordance with record retention schedule identified in FP-G-RM-01.

TURNOVER SHEET

INITIAL CONDITIONS:

- You are a Licensed Reactor Operator.
- You are qualified to stand the following Control Room (CR) watches:
 - Balance of Plant (BOP)
 - Operator at the Controls (OATC)
 - Nuclear Lead Plant Equipment and Reactor Operator (NLPE&RO)
- You are current in Licensed Operator Requalification training and your medical status is acceptable.
- The dates, shift times and positions are provided for the CR watches you stood during the 2nd Quarter.

INITIATING CUES:


- Determine if you have met the requirements for maintaining your RO license active.

Date	Shift	Position
4/1	Days 0700-1900	BOP
4/2	Days 0700-1900	BOP
4/3	Days 0700-1900	BOP
4/6	Nights 1900-0700	OATC
4/7	Nights 1900-0700	BOP
4/8	Nights 1900-0700	BOP
4/9	Nights 1900-0700	BOP
5/2	Days 0700-1900	BOP
5/3	Days 0700-1900	OATC
5/4	Days 0700-1900	BOP
5/5	Relief 0700-1500	OATC
5/6	Days 0700-1900	BOP
5/10	Nights 1900-0700	BOP
5/12	Nights 1900-0700	BOP
5/13	Nights 1900-0700	BOP
5/20	Days 0700-1900	NLPE&RO
5/21	Days 0700-1900	NLPE&RO
5/22	Days 0700-1900	BOP
5/23	Days 0700-1900	BOP
6/4	Days 0700-1900	BOP
6/5	Days 0700-1900	BOP
6/6	Days 0700-1900	BOP
6/24	Nights 1900-0700	BOP
6/30	Nights 1900-0700	BOP

Retention: Life of Plant

Retain in: Training Record

Form retained in accordance with record retention schedule identified in FP-G-RM-01.

	JOB PERFORMANCE MEASURE (JPM)
---	--------------------------------------

SITE: MONTICELLO NUCLEAR GENERATING PLANT

JPM TITLE: REACTOR COOLANT DRYWELL LEAK RATE CHECK TEST 1257-A

JPM NUMBER: JPM-1257A-001 **REV.** 1

RELATED PRA INFORMATION: None

TASK NUMBERS / TASK TITLE(S): SS299.352
Apply administrative requirements for Tech Spec Section 3.4 and Bases to Reactor Coolant System.

K/A NUMBERS: 2.1.18 **Rating: SRO/RO:** 3.8/3.6

APPLICABLE METHOD OF TESTING:

Discussion: Simulate/walkthrough: Perform:

EVALUATION LOCATION: In-Plant: Control Room:
 Simulator: Other:
 Lab:

Time for Completion: 15 Minutes Time Critical: No

Alternate Path: No

TASK APPLICABILITY: SRO: RO: NLO

Additional site-specific signatures may be added as desired.

Developed by:	Roman Becker	
	Developer	Date
Validated by:	Derek Grossman	
	Validator (See JPM Validation Checklist, Attachment 1)	Date
Approved by:	Phil Norgaard	
	Training Supervisor	Date

JPM Number: JPM-1257A-001

JPM Title: Reactor Coolant Drywell Leak Rate Check Test 1257-A

Examinee: _____

Evaluator: _____

Job Title: _____

Date: _____

Start Time _____

Finish Time _____

PERFORMANCE RESULTS:

SAT:

UNSAT:

COMMENTS/FEEDBACK: (Make written comments for any steps graded unsatisfactory).

EVALUATOR'S SIGNATURE: _____

NOTE: Only this page needs to be retained in examinee's record if completed satisfactorily. If unsatisfactory performance is demonstrated, the entire JPM should be retained.

JPM BRIEFING/TURNOVER

You may use any approved reference materials normally available including logs. Make all written reports, oral reports, and log entries as if the evolution is actually being performed.

EOP Immediate Actions are required to be performed from memory. After completing immediate action steps without using the procedure, you may then use any approved reference materials.

If this JPM is performed on the simulator, the JPM administrator should only give cues that are not indicated on the simulator. If simulator indication is sufficient to indicate the completion of a step, the JPM administrator should not have to give a cue to the trainee to continue the evolution.

I will explain the initial conditions, which step(s) to simulate or discuss, and provide initiating cues. When you complete the task successfully, the objective for this job performance measure will be satisfied.

DURING THE JPM, ENSURE PROPER SAFETY PRECAUTIONS, FME, AND/OR RADIOLOGICAL CONCERNS AS APPLICABLE ARE FOLLOWED.

INITIAL CONDITIONS:

- The plant is operating in Mode 1 with all equipment operable
- A Duty RO has just completed Operations Daily Log - Part J
- You are a Duty SRO

INITIATING CUES (IF APPLICABLE):

- Review the 1257-A (Reactor Coolant Drywell Leak Rate Check) portion of Operations Daily Log 0000-J.
- Based on the recorded data, determine ALL Technical Specification CONDITIONS and REQUIRED ACTIONS that must be entered.

Retention: Life of Plant

Retain in: Training Record

Form retained in accordance with record retention schedule identified in FP-G-RM-01.

JPM PERFORMANCE INFORMATION

- Required Materials:**
- Marked up copy of the 1257-A portion of 0000-J. The data recorded should result in Step 12.a.4) being high out of spec (>5 gpm unidentified leakage) and Step 12.a.6) being high out of spec (>2 gpm increase in unidentified leakage in 24 hrs).

- General References:**
- 0000-J
 - TS 3.4.4

- Task Standards:**
- Apply administrative requirements for Tech Spec Section 3.4 and Bases to Reactor Coolant System.

Start Time: _____

NOTE: When providing “Evaluator Cues” to the examinee, care must be exercised to avoid prompting the examinee. Typically cues are only provided when the examinee’s actions warrant receiving the information (i.e., the examinee looks or asks for the indication).

IMPORTANT: Critical steps are marked with a “Y” below the performance step number. Failure to meet the standard for any critical step **SHALL** result in failure of this JPM, per FP-T-SAT-73, Licensed Operator Requalification Program Examinations.

Performance Step: 1	Reviews and potentially recalculates data for accuracy.
Critical: N	
Standard:	Determines that test contains out of spec data. Refers to Tech Spec Section 3.4.4 (RCS Operational LEAKAGE) and determines Mode 1 Applicability.
Evaluator Cue:	Provide copy of marked up 1257-A portion of 0000-J
Evaluator Note:	Ensure a copy of Tech Specs is available.
Performance:	SATISFACTORY <input type="checkbox"/> UNSATISFACTORY <input type="checkbox"/>
Comments:	_____

JPM-1257A-001 (Reactor Coolant Drywell Leak Rate Check Test 1257-A) Rev. 1

Performance Step: 2	LCO 3.4.4 a.
Critical: N	No pressure boundary LEAKAGE.
Standard:	Determines LCO 3.4.4 a. is MET.
Evaluator Cue:	Inform examinee that there in no known pressure boundary leakage.
Performance:	SATISFACTORY <input type="checkbox"/> UNSATISFACTORY <input type="checkbox"/>
Comments:	_____

Performance Step: 3	LCO 3.4.4 b.
Critical: Y	≤5 gpm unidentified LEAKAGE
Standard:	Determines LCO 3.4.4 b. is NOT MET which requires entry into TS 3.4.4 Condition A and performance of Required Action A.1 (Reduce LEAKAGE to within limits in 4 hours.)
Evaluator Note:	Based on the data recorded in 1257-A Step 12.a.4), unidentified leakage is 5.99 gpm.
Performance:	SATISFACTORY <input type="checkbox"/> UNSATISFACTORY <input type="checkbox"/>
Comments:	_____

Performance Step: 4	LCO 3.4.4 c.
Critical: N	< 25 gpm total LEAKAGE averaged over the previous 24 hour period.
Standard:	Determines that LCO 3.4.4 c. is MET.
Evaluator Note:	Based on the data recorded in 1257-A Step 14.a.3) total leakage is 14 gpm.
Performance:	SATISFACTORY <input type="checkbox"/> UNSATISFACTORY <input type="checkbox"/>
Comments:	_____

JPM-1257A-001 (Reactor Coolant Drywell Leak Rate Check Test 1257-A) Rev. 1

Performance Step: 5	LCO 3.4.4 d.
Critical: Y	< 2 gpm increase in unidentified LEAKAGE within the previous 24 hour period in Mode 1.
Standard:	Determines LCO 3.4.4 d. is NOT MET requiring entry into TS 3.4.4 Condition B and performance of Required Action B.1 (Reduce LEAKAGE to within limits in 4 hours) OR (Verify source of unidentified LEAKAGE increase is not service sensitive type 304 or type 316 austenitic stainless steel)
Evaluator Note:	Based on the data recorded in 1257-A Step 12.a.6), unidentified leakage increase is 5.98 gpm.
Performance:	SATISFACTORY <input type="checkbox"/> UNSATISFACTORY <input type="checkbox"/>
Comments:	_____

Terminating Cues: Once examinee has completed determination of Tech Spec entries, state that the JPM is complete.

Stop Time: _____

Historical Record:

- Editorial updates for the 2013 ILT NRC Exam.
- Based on Revision 102 of the 0000-J procedure.

TURNOVER SHEET

INITIAL CONDITIONS:

- The plant is operating in Mode 1 with all equipment operable
- A Duty RO has just completed Operations Daily Log - Part J
- You are a Duty SRO


INITIATING CUES (IF APPLICABLE):

- Review the 1257-A (Reactor Coolant Drywell Leak Rate Check) portion of Operations Daily Log 0000-J.
- Based on the recorded data, determine ALL Technical Specification CONDITIONS and REQUIRED ACTIONS that must be entered.

Retention: Life of Plant

Retain in: Training Record

Form retained in accordance with record retention schedule identified in FP-G-RM-01.

	JOB PERFORMANCE MEASURE (JPM)
---	--------------------------------------

SITE: MONTICELLO NUCLEAR GENERATING PLANT

JPM TITLE: PROCESS RADIATION MONITOR CHECKS

JPM NUMBER: JPM-0000-D-001 **REV.** 0

RELATED PRA INFORMATION: None

TASK NUMBERS / TASK TITLE(S): CR299.349
Perform OPERATIONS DAILY LOG – Parts A, B, D, E, G, H & J

K/A NUMBERS: 2.2.12 **Rating: SRO/RO:** 4.1/3.7

APPLICABLE METHOD OF TESTING:
 Discussion: Simulate/walkthrough: Perform:

EVALUATION LOCATION: In-Plant: Control Room:
 Simulator: Other:
 Lab:

Time for Completion: 10 Minutes Time Critical: No

Alternate Path: No

TASK APPLICABILITY: SRO: RO: NLO

Additional site-specific signatures may be added as desired.

Developed by:	Developer	Date
Validated by:	Validator (See JPM Validation Checklist, Attachment 1)	Date
Approved by:	Training Supervisor	Date

JPM Number: JPM-0000-D-001

JPM Title: Process Radiation Monitor Checks

Examinee: _____

Evaluator: _____

Job Title: _____

Date: _____

Start Time _____

Finish Time _____

PERFORMANCE RESULTS:

SAT:

UNSAT:

COMMENTS/FEEDBACK: (Make written comments for any steps graded unsatisfactory).

EVALUATOR'S SIGNATURE: _____

NOTE: Only this page needs to be retained in examinee's record if completed satisfactorily. If unsatisfactory performance is demonstrated, the entire JPM should be retained.

JPM BRIEFING/TURNOVER

You may use any approved reference materials normally available including logs. Make all written reports, oral reports, and log entries as if the evolution is actually being performed.

EOP Immediate Actions are required to be performed from memory. After completing immediate action steps without using the procedure, you may then use any approved reference materials.

If this JPM is performed on the simulator, the JPM administrator should only give cues that are not indicated on the simulator. If simulator indication is sufficient to indicate the completion of a step, the JPM administrator should not have to give a cue to the trainee to continue the evolution.

I will explain the initial conditions, which step(s) to simulate or discuss, and provide initiating cues. When you complete the task successfully, the objective for this job performance measure will be satisfied.

DURING THE JPM, ENSURE PROPER SAFETY PRECAUTIONS, FME, AND/OR RADIOLOGICAL CONCERNS AS APPLICABLE ARE FOLLOWED.

INITIAL CONDITIONS:

- The plant is operating at rated conditions
- The Plant Process Computer is unavailable
- You are the BOP Operator performing the Night Shift Ops Daily Log

INITIATING CUES (IF APPLICABLE):

- Perform the following surveillances as part of Ops Daily Log 0000-D
 - 0346 (Service Water Monitor – Sensor Check)
 - 0173 (Discharge Canal Sample Station Operability Check Sensor Check)
 - 0347 (Turbine Building Normal Waste Sump Monitor – Sensor Check)

Retention: Life of Plant

Retain in: Training Record

Form retained in accordance with record retention schedule identified in FP-G-RM-01.

JPM PERFORMANCE INFORMATION

Required Materials: Full Scope Simulator
Marked up copy of Ops Daily Log 0000-D

General References: 0000-D

Task Standards: Perform Ops Daily Log 0000-D and annotate out of spec readings

Start Time: _____

NOTE: When providing “Evaluator Cues” to the examinee, care must be exercised to avoid prompting the examinee. Typically cues are only provided when the examinee’s actions warrant receiving the information (i.e., the examinee looks or asks for the indication).

IMPORTANT: Critical steps are marked with a “Y” below the performance step number. Failure to meet the standard for any critical step SHALL result in failure of this JPM, per FP-T-SAT-73, Licensed Operator Requalification Program Examinations.

Performance Step: 1	Procedure NOTE:
Critical: N	NOTE: Ten minute average computer points can be used for these values since the rapid meter movements make them difficult to read.
Standard:	Recognizes that the Plant Process computer is unavailable and readings will need to be taken from the recorders
Evaluator Cue:	If the process computer is actually working in the simulator, state to simulate that it is unavailable.
Performance:	SATISFACTORY <input type="checkbox"/> UNSATISFACTORY <input type="checkbox"/>
Comments:	_____

Performance Step: 2	Procedure Step 4 Table
Critical: Y	For all modes of operation, From RR-4902, Miscellaneous Process Radiation Recorder (Panel C-02), or from Panel C-10 the corresponding RM-17-series instrument, record in table below the indications and determinations.
	Ch 2, TBNWS RAD (CH A), RM-7992A
Standard:	Records Ch 2, TBNWS RAD (CH A), RM-7992A Expected Value: <u>~ 395 cpm</u> Acceptance Criteria: 10 to 3000 cpm
Evaluator Cue:	None
Performance:	SATISFACTORY <input type="checkbox"/> UNSATISFACTORY <input type="checkbox"/>
Comments:	_____

Performance Step: 3	Procedure Step 4 Table (CONT)
Critical: Y	For all modes of operation, From RR-4902, Miscellaneous Process Radiation Recorder (Panel C-02), or from Panel C-10 the corresponding RM-17-series instrument, record in table below the indications and determinations.
	Ch 3, TBNWS RAD (CH B), RM-7992B
Standard:	Records Ch 3, TBNWS RAD (CH B), RM-7992B Expected Value: <u>~ 390 cpm</u> Acceptance Criteria: 10 to 3000 cpm
Evaluator Cue:	None
Performance:	SATISFACTORY <input type="checkbox"/> UNSATISFACTORY <input type="checkbox"/>
Comments:	_____

Retention: Life of Plant

Retain in: Training Record

Form retained in accordance with record retention schedule identified in FP-G-RM-01.

Performance Step: 4	Procedure Step 4 Table (CON'T)
Critical: Y	<p>For all modes of operation, From RR-4902, Miscellaneous Process Radiation Recorder (Panel C-02), or from Panel C-10 the corresponding RM-17-series instrument, record in table below the indications and determinations.</p> <p>For the two indications above: Multiply and record 2x the lower indication</p>
Standard:	<p>Records calculated value Expected Value: <u>~ 780 cpm</u> Acceptance Criteria: > Higher indication</p>
Evaluator Cue:	None
Performance:	SATISFACTORY <input type="checkbox"/> UNSATISFACTORY <input type="checkbox"/>
Comments:	_____

Performance Step: 5	Procedure Step 4 Table (CON'T)
Critical: Y	<p>For all modes of operation, From RR-4902, Miscellaneous Process Radiation Recorder (Panel C-02), or from Panel C-10 the corresponding RM-17-series instrument, record in table below the indications and determinations.</p> <p>Ch 4, SERVICE WTR EFF RAD, RM-17-351</p>
Standard:	<p>Records Ch 4, SERVICE WTR EFF RAD, RM-17-351 Expected Value: <u>~ 30 cpm</u> Acceptance Criteria: 1 to 20 cpm Recognizes that this reading is outside the acceptance criteria</p>
Evaluator Cue:	If examinee notifies supervision of the out of tolerance reading, acknowledge the report and inform the examinee to continue with the surveillance.
Performance:	SATISFACTORY <input type="checkbox"/> UNSATISFACTORY <input type="checkbox"/>
Comments:	_____

Performance Step: 6	Procedure Step 4 Table (CON'T)
Critical: Y	For all modes of operation, From RR-4902, Miscellaneous Process Radiation Recorder (Panel C-02), or from Panel C-10 the corresponding RM-17-series instrument, record in table below the indications and determinations. Ch 6, DISCH CANAL RAD (CH A), RM-17-357A
Standard:	Records Ch 6, DISCH CANAL RAD (CH A), RM-17-357A Expected Value: <u>~ 3.4 cpm</u> Acceptance Criteria: 0.5 to 20 cpm
Evaluator Cue:	None
Performance:	SATISFACTORY <input type="checkbox"/> UNSATISFACTORY <input type="checkbox"/>
Comments:	_____

Performance Step: 7	Procedure Step 4 Table (CON'T)
Critical: Y	For all modes of operation, From RR-4902, Miscellaneous Process Radiation Recorder (Panel C-02), or from Panel C-10 the corresponding RM-17-series instrument, record in table below the indications and determinations. Ch 7, DISCH CANAL RAD (CH A), RM-17-357B
Standard:	Records Ch 7, DISCH CANAL RAD (CH B), RM-17-357B Expected Value: <u>~ 3.3 cpm</u> Acceptance Criteria: 0.5 to 20 cpm
Performance:	SATISFACTORY <input type="checkbox"/> UNSATISFACTORY <input type="checkbox"/>
Comments:	_____

Retention: Life of Plant

Retain in: Training Record

Form retained in accordance with record retention schedule identified in FP-G-RM-01.

Performance Step: 8	Procedure Step 4 Table (CON'T)
Critical: Y	For all modes of operation, From RR-4902, Miscellaneous Process Radiation Recorder (Panel C-02), or from Panel C-10 the corresponding RM-17-series instrument, record in table below the indications and determinations. For Ch 6 and Ch 7 above: Multiply and record 2x the lower indication
Standard:	Records calculated value Expected Value: <u>~ 6.6 cpm</u> Acceptance Criteria: > Higher indication
Evaluator Cue:	None
Performance:	SATISFACTORY <input type="checkbox"/> UNSATISFACTORY <input type="checkbox"/>
Comments:	_____

Performance Step: 9	Procedure Step 4.a
Critical: N	<u>If</u> the Service Water Effluent monitor is not operable, <u>Or</u> both Discharge Canal Rad Channel monitors are not operable, <u>Or</u> both TBNWS Rad Channel monitors are not operable, <u>Then</u> initiate procedure 1399 (Liquid Process Monitor-Grab Sampling)
Standard:	Based on the Service Water Effluent readings outside the acceptance criteria, the examinee may recommend the performance of this procedure.
Evaluator Cue:	If the performance of procedure 1399 is recommended state that shift supervision will evaluate.
Performance:	SATISFACTORY <input type="checkbox"/> UNSATISFACTORY <input type="checkbox"/>
Comments:	_____

Retention: Life of Plant

Retain in: Training Record

Form retained in accordance with record retention schedule identified in FP-G-RM-01.

Performance Step: 10	Procedure Step 4.b
Critical: N	
	<u>If</u> the acceptance criteria are not met, <u>Then</u> notify the Shift Chemist and Shift Supervision to determine actions and notifications.
Standard:	Notifies the Shift Chemist and Shift Supervision to determine actions and notifications based on the out of tolerance reading on the Service Water Effluent monitor.
Evaluator Cue:	Acknowledge as the Shift Chemist and Shift Supervision to determine actions and notifications.
Performance:	SATISFACTORY <input type="checkbox"/> UNSATISFACTORY <input type="checkbox"/>
Comments:	_____

Terminating Cues: When the notifications have been made of the out of tolerance readings, state that the JPM is complete.

Stop Time: _____

Historical Record: New Create for the 2013 ILT NRC Exam

TURNOVER SHEET

INITIAL CONDITIONS:

- The plant is operating at rated conditions
- The Plant Process Computer is unavailable
- You are the BOP Operator performing the Night Shift Ops Daily Log


INITIATING CUES (IF APPLICABLE):

- Perform the following surveillances as part of Ops Daily Log 0000-D
 - 0346 (Service Water Monitor – Sensor Check)
 - 0173 (Discharge Canal Sample Station Operability Check Sensor Check)
 - 0347 (Turbine Building Normal Waste Sump Monitor – Sensor Check)

Retention: Life of Plant

Retain in: Training Record

Form retained in accordance with record retention schedule identified in FP-G-RM-01.

	JOB PERFORMANCE MEASURE (JPM)
---	--------------------------------------

SITE: MONTICELLO NUCLEAR GENERATING PLANT

JPM TITLE: LCO 3.0.9 Application Determination

JPM NUMBER: JPM-OWI-02.07-001 **REV.** 1

RELATED PRA INFORMATION: None

TASK NUMBERS / TASK TITLE(S): SS299.340
Implement Operations Work Control

K/A NUMBERS: 2.2 2.2.40 Rating: SRO/RO: 4.7 / 3.4

APPLICABLE METHOD OF TESTING:
 Discussion: Simulate/walkthrough: Perform:

EVALUATION LOCATION: In-Plant: Control Room:
 Simulator: Other:
 Lab:

Time for Completion: 10 Minutes Time Critical: No

Alternate Path: No

TASK APPLICABILITY: SRO: RO: NLO

Additional site-specific signatures may be added as desired.

Developed by:	Roman Becker	
	Developer	Date
Validated by:	Derek Grossman	
	Validator (See JPM Validation Checklist, Attachment 1)	Date
Approved by:	Phil Norgaard	
	Training Supervisor	Date

JPM Number: JPM-OWI-02.07-001

JPM Title: LCO 3.0.9 Application Determination

Examinee: _____

Evaluator: _____

Job Title: _____

Date: _____

Start Time _____

Finish Time _____

PERFORMANCE RESULTS:

SAT:

UNSAT:

COMMENTS/FEEDBACK: (Make written comments for any steps graded unsatisfactory).

EVALUATOR'S SIGNATURE: _____

NOTE: Only this page needs to be retained in examinee's record if completed satisfactorily. If unsatisfactory performance is demonstrated, the entire JPM should be retained.

JPM BRIEFING/TURNOVER

<i>Provide briefing/turnover in accordance with applicable program description and/or training procedure.</i>

I will explain the initial conditions, which step(s) to simulate or discuss, and provide initiating cues. When you complete the task successfully, the objective for this job performance measure will be satisfied.

DURING THE JPM, ENSURE PROPER SAFETY PRECAUTIONS, FME, AND/OR RADIOLOGICAL CONCERNS AS APPLICABLE ARE FOLLOWED.

INITIAL CONDITIONS:

- Plant is at 100% power and you are a duty SRO.
- HELB Door-34 (Rx Bldg 935' "B" RHR Room) is currently **blocked open** and can NOT be closed.
- Door-34 is **NOT a fire** door but if blocked OPEN could require Tech Spec related SSCs located in the "B" RHR room to be declared INOPERABLE.

INITIATING CUES:

- Evaluate Technical Specifications and determine if LCO 3.0.9 can be applied IAW OWI-02.07 (Operations Work Control) for Door-34 being blocked OPEN.

Retention: Life of Plant

Retain in: Training Record

Form retained in accordance with record retention schedule identified in FP-G-RM-01.

JPM PERFORMANCE INFORMATION

- Required Materials:** A standard Operation Manual book cart containing the following:
- OWIs
 - AWIs
 - Technical Specifications
- General References:**
- OWI-02.07 (Operations Work Control)
 - 4 AWI-08.01.03 (HELB Practices)
 - Technical Specifications
- Task Standards:**
- Determination is made that LCO 3.0.9 can be applied for Door-34 being blocked OPEN without declaring the LCOs of the supported systems located in the “B” RHR room NOT MET in accordance with Procedure OWI-02.07, Figure 5.3.

Start Time: _____

NOTE: When providing “Evaluator Cues” to the examinee, care must be exercised to avoid prompting the examinee. Typically cues are only provided when the examinee’s actions warrant receiving the information (i.e., the examinee looks or asks for the indication).

IMPORTANT: Critical steps are marked with a “Y” below the performance step number. Failure to meet the standard for any critical step SHALL result in failure of this JPM, per FP-T-SAT-73, Licensed Operator Requalification Program Examinations.

Performance Step: 1	Locate and review controlled copy of Procedures OWI-02.07 (Operations Work Control) & 4 AWI-08.01.03 (HELB Practices).
Critical: N	
Standard:	<ul style="list-style-type: none"> • Obtains and reviews correct procedures. • May also obtain and review LCO 3.0.9 of the Technical Specifications.
Evaluator Cue:	If a book cart is not available, PROVIDE copies of TS 3.0.9, OWI-02.07 & 4 AWI-08.01.03.
Performance:	SATISFACTORY <input type="checkbox"/> UNSATISFACTORY <input type="checkbox"/>
Comments:	_____

Performance Step: 2	OWI-02.07 Procedure Step 4.3.1.F.2.
Critical: N	
	Tech Spec ACTION Requirements
	NOTE: Under limited conditions, Tech Spec LCO 3.0.9 relieves the requirement for barriers to perform their related support function for up to 30 days, before declaring the supported system inoperable. Figure 5.3 “LCO 3.0.9 Applicability Determination” is used to determine the acceptability of using the degraded barrier allowance.
	Perform Figure 5.3 “LCO 3.0.9 Applicability Determination” when an SSC is to be declared inoperable solely due to a failed supporting barrier, and it is desired to delay the required action associated with the SSC inoperability. If the Applicability Determination permits use of LCO 3.0.9, then a PRA risk assessment must be completed to determine the allowed completion time (TC) before declaring the supported system LCO not met.
Standard:	Refers to Figure 5.3 (LCO 3.0.9 Applicability Determination)
Evaluator Cue:	None
Performance:	SATISFACTORY <input type="checkbox"/> UNSATISFACTORY <input type="checkbox"/>
Comments:	_____

Performance Step: 3	OWI-02.07 Figure 5.3, Step 1.
Critical: N	
	Identify the initiating event category for the degraded barrier(s).
Standard:	<ul style="list-style-type: none"> Based on the Initial Conditions, determines the initiating event category for this barrier is internal flooding and/or HELB. May refer to 4 AWI-08.01.03, Figure 5.1 (Consequences of HELB Doors Out of Position) for clarification of Door-34 requirements and impact on Div. 2 ECCS equipment but use of this procedure is NOT REQUIRED.
Evaluator Note:	Instructions for using Figure 5.3 are on the preceding procedure pages.
Evaluator Cue:	None
Performance:	SATISFACTORY <input type="checkbox"/> UNSATISFACTORY <input type="checkbox"/>
Comments:	_____

Retention: Life of Plant

Retain in: Training Record

Form retained in accordance with record retention schedule identified in FP-G-RM-01.

Performance Step: 4	OWI-02.07 Figure 5.3, Step 2.
Critical: Y	
	Is the barrier(s) part of a ventilation system, a fire barrier, protecting only non-Tech Spec Systems, a snubber, or not rendering a Tech Spec System inoperable?
Standard:	<ul style="list-style-type: none"> • Answers this question NO. <p><u>Non-Critical Portion:</u></p> <ul style="list-style-type: none"> • Determines the following apply to Door-34: <ul style="list-style-type: none"> ○ NOT part of a ventilation system. ○ NOT a fire barrier. ○ Protects Tech Spec systems. ○ NOT a snubber. ○ Renders associated Tech Spec SSCs located in the “B” RHR Room INOPERABLE.
Evaluator Cue:	None
Performance:	SATISFACTORY <input type="checkbox"/> UNSATISFACTORY <input type="checkbox"/>
Comments:	_____

Performance Step: 5	OWI-02.07 Figure 5.3, Step 3.
Critical: Y	
	Does the degraded barrier (or barriers) protect only one division of a two division system?
Standard:	<ul style="list-style-type: none"> • Answers this question YES. <p><u>Non-Critical Portion:</u></p> <ul style="list-style-type: none"> • Determines Door-34 protects ONLY Division 2 of the two division RHR & Core Spray systems.
Evaluator Cue:	None
Performance:	SATISFACTORY <input type="checkbox"/> UNSATISFACTORY <input type="checkbox"/>
Comments:	_____

Retention: Life of Plant

Retain in: Training Record

Form retained in accordance with record retention schedule identified in FP-G-RM-01.

Performance Step: 6	OWI-02.07 Figure 5.3, Conclusion.
Critical: Y	LCO 3.0.9 allowance may be permitted. The PRA group must determine the risk-informed completion time (T_c) allowed before declaring supported system LCO not met. T_c can <u>NOT</u> exceed 30 days.
Standard:	<ul style="list-style-type: none"> Determines LCO 3.0.9 can be applied to avoid declaring the associated LCOs for Tech Spec related SSCs NOT MET for up to 30 days. <p><u>Non-Critical Portion:</u></p> <ul style="list-style-type: none"> Contacts the PRA Group and requests risk-informed completion time.
Evaluator Cue:	As a member of the PRA Group, INFORM operator that risk informed completion time for this barrier is >30 days.
Performance:	SATISFACTORY <input type="checkbox"/> UNSATISFACTORY <input type="checkbox"/>
Comments:	_____

Terminating Cues: Determination is made that LCO 3.0.9 **CAN** be used for Door-34 HELB barrier.

Stop Time: _____

Historical Record: Revision 1

- o Procedure and format updates for the 2013 ILT NRC Exam.

Retention: Life of Plant

Retain in: Training Record

Form retained in accordance with record retention schedule identified in FP-G-RM-01.

TURNOVER SHEET

INITIAL CONDITIONS:

- Plant is at 100% power and you are a duty SRO.
- HELB Door-34 (RX BLDG 935' "B" RHR ROOM) is currently **blocked open** and can NOT be closed.
- Door-34 is **NOT a Fire Door** but if blocked OPEN could require Tech Spec related SSCs located in the "B" RHR room to be declared INOPERABLE.

INITIATING CUES:

- Evaluate Technical Specifications and determine if LCO 3.0.9 can be applied using OWI-02.07 (Operations Work Control) for Door-34 being blocked OPEN.

Retention: Life of Plant

Retain in: Training Record

Form retained in accordance with record retention schedule identified in FP-G-RM-01.

JPM BRIEFING/TURNOVER

You may use any approved reference materials normally available including logs. Make all written reports, oral reports, and log entries as if the evolution is actually being performed.

EOP Immediate Actions are required to be performed from memory. After completing immediate action steps without using the procedure, you may then use any approved reference materials.

If this JPM is performed on the simulator, the JPM administrator should only give cues that are not indicated on the simulator. If simulator indication is sufficient to indicate the completion of a step, the JPM administrator should not have to give a cue to the trainee to continue the evolution.

I will explain the initial conditions, which step(s) to simulate or discuss, and provide initiating cues. When you complete the task successfully, the objective for this job performance measure will be satisfied.

DURING THE JPM, ENSURE PROPER SAFETY PRECAUTIONS, FME, AND/OR RADIOLOGICAL CONCERNS AS APPLICABLE ARE FOLLOWED.

INITIAL CONDITIONS:

- You have been tasked with assisting with repairs and cleanup of a leaking AO-2746 in the Radwaste Pump Room.
- Your trip ticket and Locked High Radiation Area pre-entry briefing from RP are complete.
- This task is expected to take 45 minutes.

INITIATING CUES:

- Review the provided RWP and Area Map and prepare to perform your individual exposure control duties IAW AWI-08.04.06 (Area Control)

Retention: Life of Plant

Retain in: Training Record

Form retained in accordance with record retention schedule identified in FP-G-RM-01.

JPM PERFORMANCE INFORMATION

- Required Materials:**
- Standard Operations Manual book cart containing AWIs
 - COPY of RWP TE-0236 for LHRA
 - Marked up copy of Radwaste Pump Room Area map (Form 5928)

General References: 4 AWI-08.04.06 (Area Control)

Task Standards:

Start Time: _____

NOTE: When providing “Evaluator Cues” to the examinee, care must be exercised to avoid prompting the examinee. Typically cues are only provided when the examinee’s actions warrant receiving the information (i.e., the examinee looks or asks for the indication).

IMPORTANT: Critical steps are marked with a “Y” below the performance step number. Failure to meet the standard for any critical step **SHALL** result in failure of this JPM, per FP-T-SAT-73, Licensed Operator Requalification Program Examinations.

Performance Step: 1	Procedure Step 4.4.2 D.1
Critical: Y	
	You SHALL determine the expected area dose rates for all regions of the area you will be entering by reviewing area surveys.
Standard:	Reviews the provided copy of Radwaste Pump Room area map and determines 40 mrem/hr is the highest expected dose rate.
Evaluator Cue:	None
Performance:	SATISFACTORY <input type="checkbox"/> UNSATISFACTORY <input type="checkbox"/>
Comments:	_____

Performance Step: 2	Procedure Step 4.4.2 D.2
Critical: Y	
	Determine the expected duration of the entry and the expected dose needed to make the entry.
Standard:	Uses the initial condition time requirement of 45 minutes for the job. With a dose rate of 40 mrem/hr, determines an expected dose of 30 mrem .
Evaluator Cue:	None
Performance:	SATISFACTORY <input type="checkbox"/> UNSATISFACTORY <input type="checkbox"/>
Comments:	_____

Performance Step:	Procedure Step 4.4.2 D.3
Critical: Y	Determine the allowable entry dose, either from the electronic dosimeter log-in process, from the local control point, or from your dosimeter
Standard:	Using the provided RWP, determines that the allowable dose for completing the task is 22 mrem and that the Dose Limit will be exceeded.
Evaluator Cue:	None
Performance:	SATISFACTORY <input type="checkbox"/> UNSATISFACTORY <input type="checkbox"/>
Comments:	_____

Performance Step:	Procedure Step 4.4.2 D.3
Critical: N	IF the allowable entry dose is less than the expected entry dose, THEN you SHALL report to the RAD Prot Coord (RPC) for resolution.
Standard:	Notifies RPC for resolution.
Evaluator Cue:	If notified, as the RPC, state resolution will be determined prior to entry.
Performance:	SATISFACTORY <input type="checkbox"/> UNSATISFACTORY <input type="checkbox"/>
Comments:	_____

Terminating Cues: Once the examinee determine if entry can/can NOT be made terminate the JPM.

Stop Time: _____

Historical Record: New Create for the 2013 ILT NRC Exam.

TURNOVER SHEET

INITIAL CONDITIONS:

- You have been tasked with assisting with repairs and cleanup of a leaking AO-2746 in the Radwaste Pump Room.
- Your trip ticket and Locked High Radiation Area pre-entry briefing from RP are complete.
- This task is expected to take 45 minutes.


INITIATING CUES:

- Review the provided RWP and Area Map and prepare to perform your individual exposure control duties IAW 4 AWI-08.04.06 (Area Control)

Retention: Life of Plant

Retain in: Training Record

Form retained in accordance with record retention schedule identified in FP-G-RM-01.

	JOB PERFORMANCE MEASURE (JPM)
---	--------------------------------------

SITE: MONTICELLO NUCLEAR GENERATING PLANT

JPM TITLE: CLASSIFY EVENT ACCORDING TO EMERGENCY CLASSIFICATION GUIDELINES

JPM NUMBER: JPM-A.2-101-021 **REV.** 0

RELATED PRA INFORMATION: None

TASK NUMBERS / TASK TITLE(S): SS304.104
 Implement the Monticello Emergency Plan During a Site Area Emergency

K/A NUMBERS: 2.4.41 **Rating: SRO/RO:** 4.6 / 2.9

APPLICABLE METHOD OF TESTING:
 Discussion: Simulate/walkthrough: Perform:

EVALUATION LOCATION: In-Plant: Control Room:
 Simulator: Other:
 Lab:

Time for Completion: 15 Minutes Time Critical: Yes

Alternate Path: No

TASK APPLICABILITY: SRO: RO: NLO

Additional site-specific signatures may be added as desired.

Developed by:	_____
	Developer
	Date
Validated by:	_____
	Validator
	(See JPM Validation Checklist, Attachment 1)
	Date
Approved by:	_____
	Training Supervisor
	Date

JPM BRIEFING/TURNOVER

<i>Provide briefing/turnover in accordance with applicable program description and/or training procedure.</i>

I will explain the initial conditions, which step(s) to simulate or discuss, and provide initiating cues. When you complete the task successfully, the objective for this job performance measure will be satisfied.

DURING THE JPM, ENSURE PROPER SAFETY PRECAUTIONS, FME, AND/OR RADIOLOGICAL CONCERNS AS APPLICABLE ARE FOLLOWED.

INITIAL CONDITIONS:

- The plant was operating at rated conditions.
- A FIRE has started in the Cable Spreading Room.
- 10 minutes after the fire started a Control Room Evacuation is required.
- Upon arrival at the ASDS Panel, S33 (MASTER ASDS TRANSFER SWITCH) will not rotate to the TRANSFER position, attempts to rotate the switch have been ongoing for 10 minutes.
- The FIRE continues to burn and there is visible damage in the Cable Spreading Room.

INITIATING CUES:

- Determine the appropriate emergency classification.
- **THIS JPM IS TIME CRITICAL.**

INSTRUCTOR NOTE: This JPM is time critical. Start time is when the initiating cue is acknowledged by the examinee. Stop time is when the examinee returns the JPM paper work to you or verbalizes the EAL declaration.

Retention: Life of Plant

Retain in: Training Record

Form retained in accordance with record retention schedule identified in FP-G-RM-01.

JPM PERFORMANCE INFORMATION

- Required Materials:**
- Controlled copy of A Manuals & EAL Chart
- General References:**
- A.2-101 (Classification of Emergencies)
 - 5790-101-02 (Emergency Action Level Matrix)
- Task Standards:**
- Declaration of SITE AREA EMERGENCY based on HS2.1 (Control room evacuation has been initiated AND Control of the plant can NOT be established per C.4-C, Shutdown Outside the Control Room, within 10 minutes) within 15 minutes of acknowledging the initiating cue with subsequent summoning of the SEC.

Start Time: _____

NOTE: When providing “Evaluator Cues” to the examinee, care must be exercised to avoid prompting the examinee. Typically cues are only provided when the examinee’s actions warrant receiving the information (i.e., the examinee looks or asks for the indication).

IMPORTANT: Critical steps are marked with a “Y” below the performance step number. Failure to meet the standard for any critical step **SHALL** result in failure of this JPM, per FP-T-SAT-73, Licensed Operator Requalification Program Examinations.

<p>Performance Step: 1 Critical: N</p>	<p>Locate Procedure A.2-101 (Classification of Emergencies) and the EAL Charts.</p> <p>Procedure A.2-101 Section 6.1.2.A Classification – When informed of plant parameters, radiological release levels or events which indicate that an emergency classification may be appropriate, evaluate the emergency classification.</p>
<p>Standard:</p>	<p>Locates procedure A.2-101 & EAL Matrix.</p>
<p>Evaluator Cue:</p>	<p>None</p>
<p>Performance:</p>	<p>SATISFACTORY <input type="checkbox"/> UNSATISFACTORY <input type="checkbox"/></p>
<p>Comments:</p>	<p>_____</p>

Performance Step: 2	Procedure step 6.1.2.A.1
Critical: N	Confirm that the indications have been verified using redundant or coincident indications.
Standard:	Verifies indications and report
Evaluator Cue:	If asked for verification, state the initial conditions have been verified to be correct.
Evaluator Note:	Confirmation of indications and reports are part of the initial conditions.
Performance:	SATISFACTORY <input type="checkbox"/> UNSATISFACTORY <input type="checkbox"/>
Comments:	_____

Performance Step: 3	Procedure step 6.1.2.A.2
Critical: Y	Refer to Form 5790-101-02 and identify any EALs applicable to the initiating indications.
Standard:	Refers to Mode 1, 2, 3 EAL Chart and identifies Control Room Evacuation EALs
	<u>Non-Critical Step:</u> Identifies the FIRE EALs
Evaluator Cue:	None
Performance:	SATISFACTORY <input type="checkbox"/> UNSATISFACTORY <input type="checkbox"/>
Comments:	_____

Retention: Life of Plant

Retain in: Training Record

Form retained in accordance with record retention schedule identified in FP-G-RM-01.

Performance Step: 4	Procedure step 6.1.2.A.3
Critical: Y	
	Locate the applicable EAL on Form 5790-101-02
	<ul style="list-style-type: none"> • Locates applicable EAL HS2 (Control Room Evacuation Has Been Initiated and Plant Control can <u>NOT</u> be Established) and determines HS2.1 applies based on the following: <ul style="list-style-type: none"> ○ Control Room evacuation has been initiated AND ○ Control of the plant can <u>NOT</u> be established per C.4-C, Shutdown Outside the Control Room, within 10 minutes. • Makes formal declaration of SITE AREA EMERGENCY within 15 minutes of initiating cue.
Standard:	Refers to EAL Charts to identify Applicable EALs
Evaluator Cue:	None
Evaluator Note:	Ensure to stop clock for time critical portion of JPM as soon as formal declaration is made.
Performance:	SATISFACTORY <input type="checkbox"/> UNSATISFACTORY <input type="checkbox"/>
Comments:	_____

TIME CRITICAL STOP TIME: _____

Retention: Life of Plant

Retain in: Training Record

Form retained in accordance with record retention schedule identified in FP-G-RM-01.

Performance Step: 5	Procedure step 6.1.2.A.4
Critical: N	If multiple events and/or indications are involved, classify the emergency based on the event (or notification) that results in the highest (most conservative) emergency classification.
Standard:	None required
Evaluator Cue:	None
Evaluator Note:	Examinee may evaluate HU2 (FIRE within PROTECTED AREA boundary Not Extinguished Within 15 minutes of Detection) or HA2 (FIRE or EXPLOSION Affecting the Operability of Plant Safety Systems Required to Establish or Maintain Safe Shutdown) and determine HU2.1 or HA2.1 also applies due to the FIRE, however, since a SITE AREA EMERGENCY was already declared and this is a higher classification than HU2.1 or HA2.1, no additional declaration is required.
Performance:	SATISFACTORY <input type="checkbox"/> UNSATISFACTORY <input type="checkbox"/>
Comments:	_____

Terminating Cues: Site Area Emergency has been declared.

Stop Time: _____

Historical Record: New Create for 2013 ILT NRC Exam

TURNOVER SHEET

INITIAL CONDITIONS:

- The plant was operating at rated conditions.
- A FIRE has started in the Cable Spreading Room.
- 10 minutes after the fire started a Control Room Evacuation is required.
- Upon arrival at the ASDS Panel, S33 (MASTER ASDS TRANSFER SWITCH) will not rotate to the TRANSFER position, attempts to rotate the switch have been ongoing for 10 minutes.
- The FIRE continues to burn and there is visible damage in the Cable Spreading Room.

INITIATING CUES:

- Determine the appropriate emergency classification.
- **THIS JPM IS TIME CRITICAL.**

Retention: Life of Plant

Retain in: Training Record

Form retained in accordance with record retention schedule identified in FP-G-RM-01.