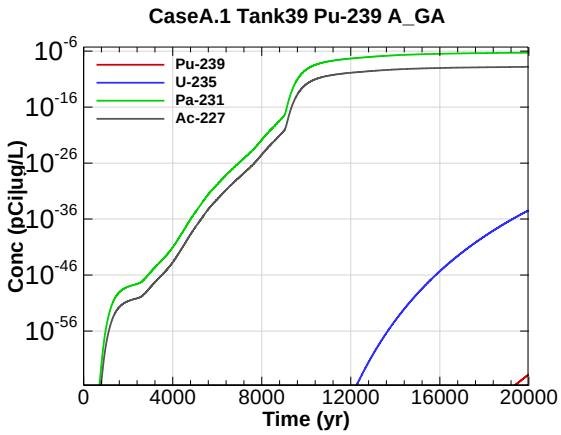

Figure R.9-103 - 100m Aquifer Concentration for CaseA.1 Tank39 Pu-239 A_GA

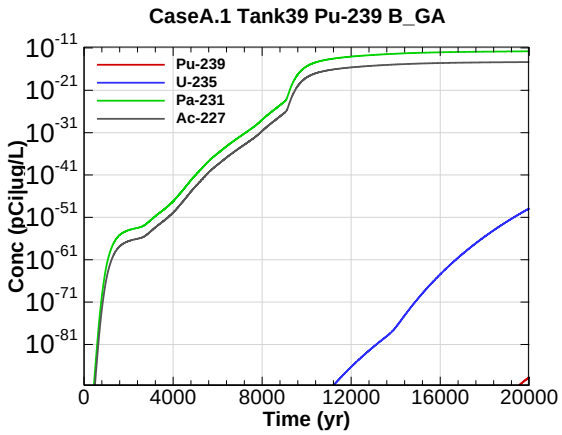

Figure R.9-104 - 100m Aquifer Concentration for CaseA.1 Tank39 Pu-239 B_GA

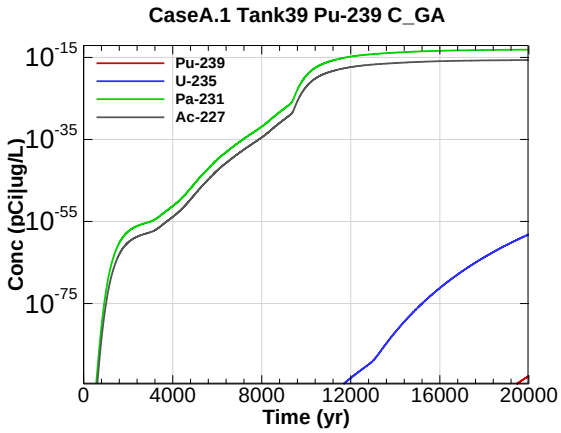

Figure R.9-105 - 100m Aquifer Concentration for CaseA.1 Tank39 Pu-239 C_GA

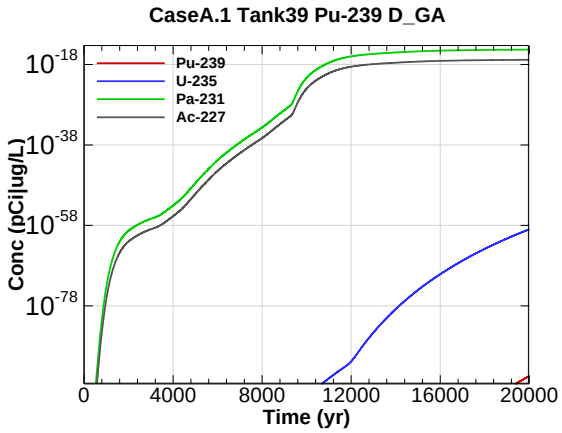

Figure R.9-106 - 100m Aquifer Concentration for CaseA.1 Tank39 Pu-239 D_GA

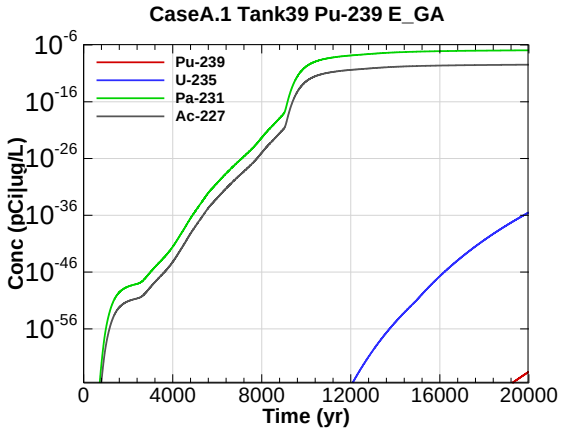

Figure R.9-107 - 100m Aquifer Concentration for CaseA.1 Tank39 Pu-239 E_GA

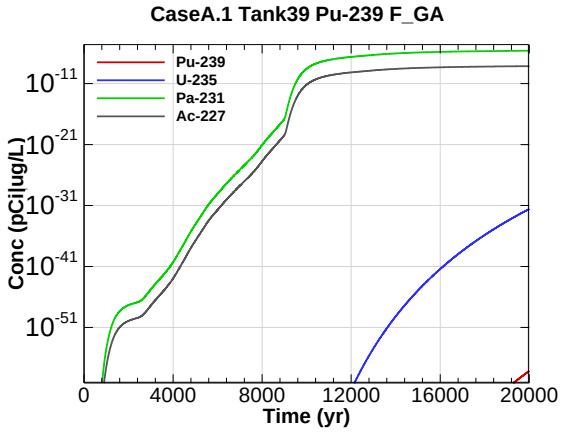

Figure R.9-108 - 100m Aquifer Concentration for CaseA.1 Tank39 Pu-239 F_GA

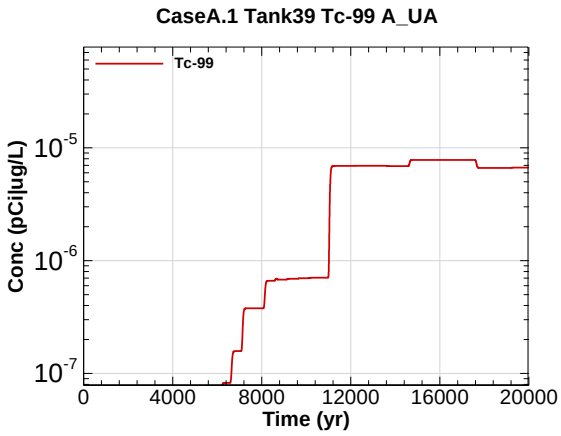

Figure R.9-109 - 100m Aquifer Concentration for CaseA.1 Tank39 Tc-99 A_UA

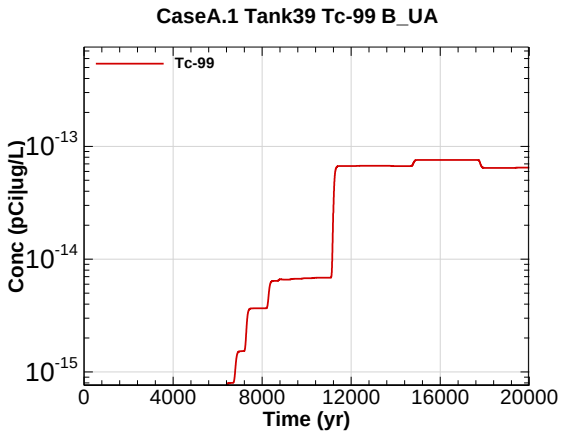

Figure R.9-110 - 100m Aquifer Concentration for CaseA.1 Tank39 Tc-99 B_UA

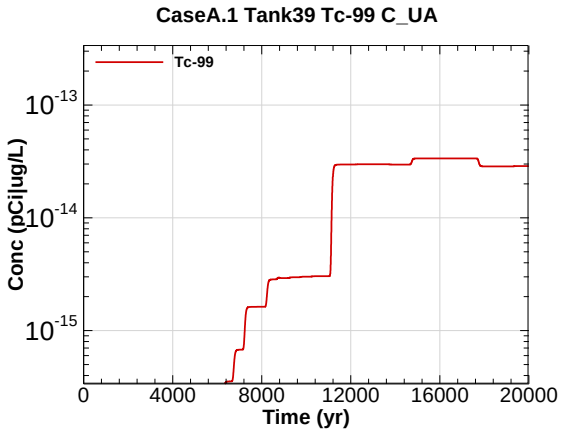

Figure R.9-111 - 100m Aquifer Concentration for CaseA.1 Tank39 Tc-99 C_UA

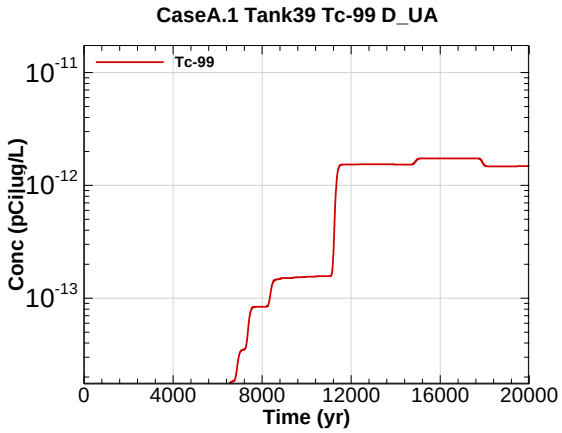

Figure R.9-112 - 100m Aquifer Concentration for CaseA.1 Tank39 Tc-99 D_UA

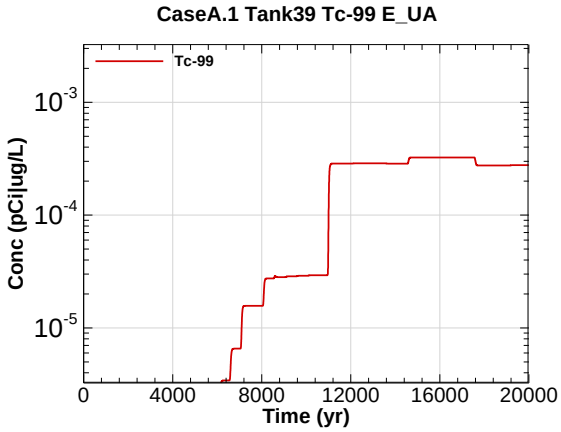

Figure R.9-113 - 100m Aquifer Concentration for CaseA.1 Tank39 Tc-99 E_UA

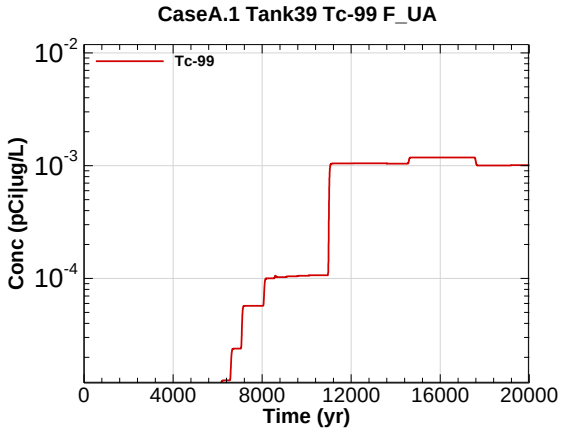

Figure R.9-114 - 100m Aquifer Concentration for CaseA.1 Tank39 Tc-99 F_UA

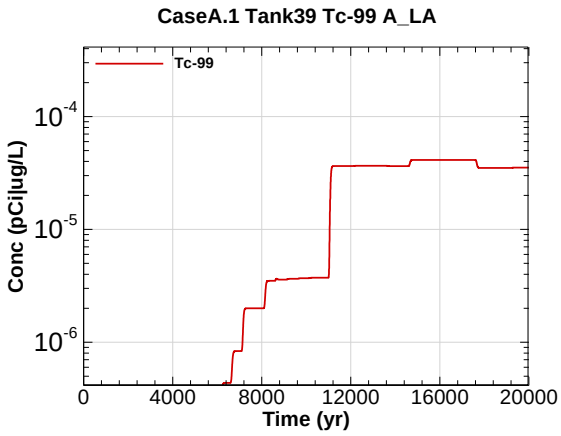

Figure R.9-115 - 100m Aquifer Concentration for CaseA.1 Tank39 Tc-99 A_LA

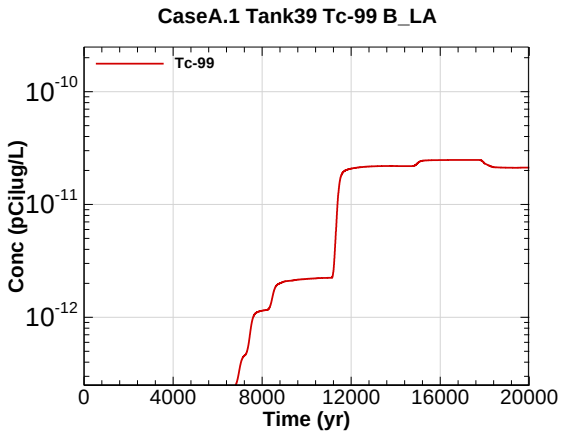

Figure R.9-116 - 100m Aquifer Concentration for CaseA.1 Tank39 Tc-99 B_LA

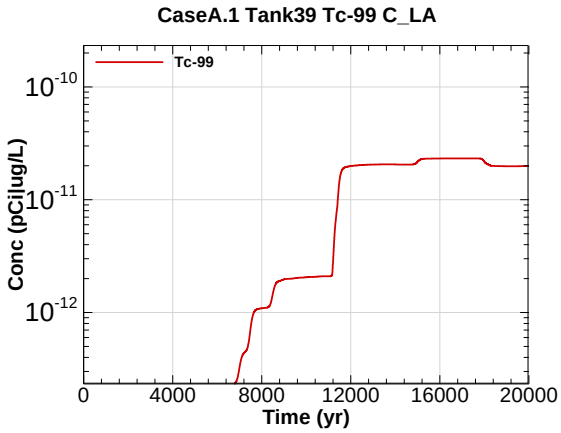

Figure R.9-117 - 100m Aquifer Concentration for CaseA.1 Tank39 Tc-99 C_LA

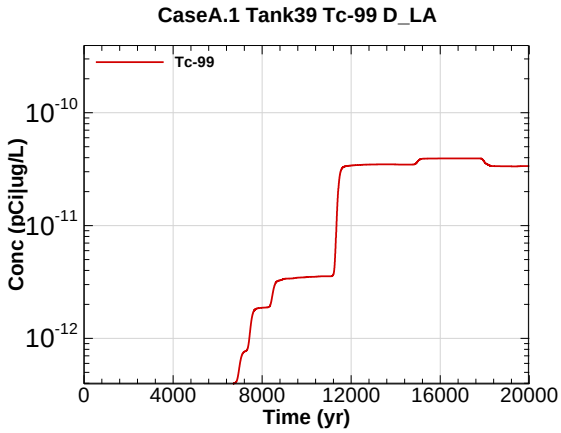

Figure R.9-118 - 100m Aquifer Concentration for CaseA.1 Tank39 Tc-99 D_LA

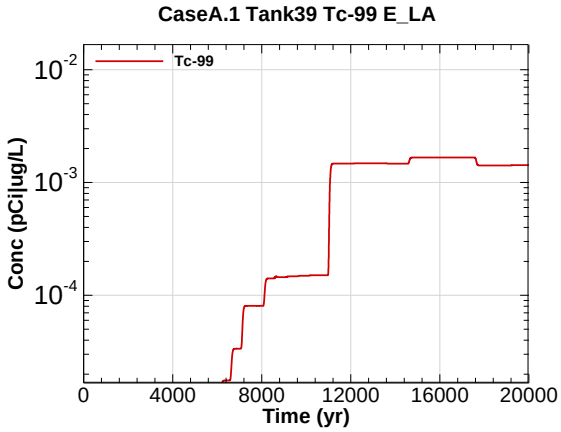

Figure R.9-119 - 100m Aquifer Concentration for CaseA.1 Tank39 Tc-99 E_LA

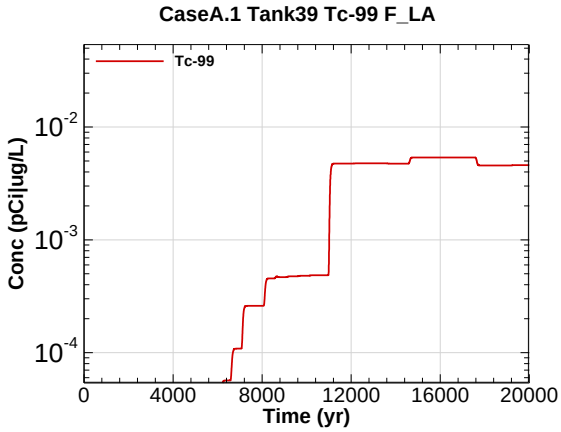

Figure R.9-120 - 100m Aquifer Concentration for CaseA.1 Tank39 Tc-99 F_LA

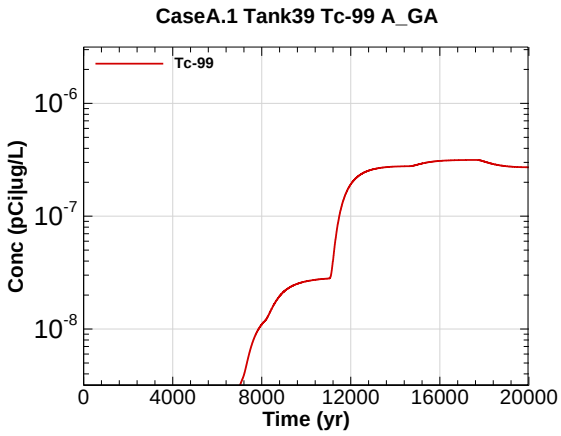

Figure R.9-121 - 100m Aquifer Concentration for CaseA.1 Tank39 Tc-99 A_GA

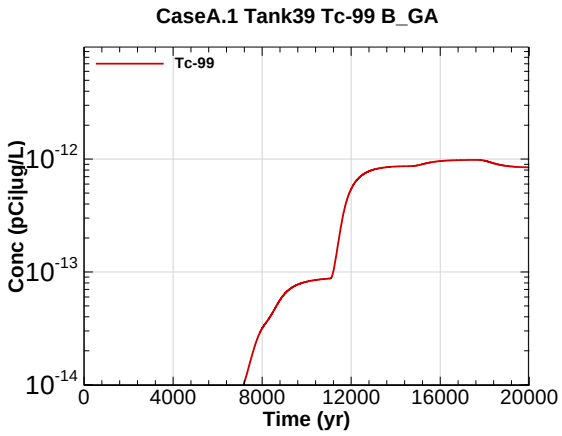

Figure R.9-122 - 100m Aquifer Concentration for CaseA.1 Tank39 Tc-99 B_GA

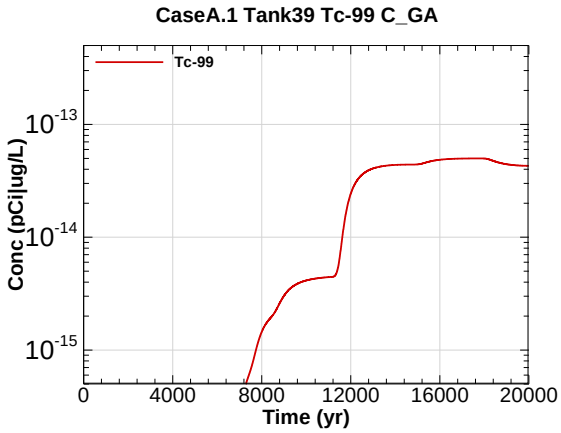

Figure R.9-123 - 100m Aquifer Concentration for CaseA.1 Tank39 Tc-99 C_GA

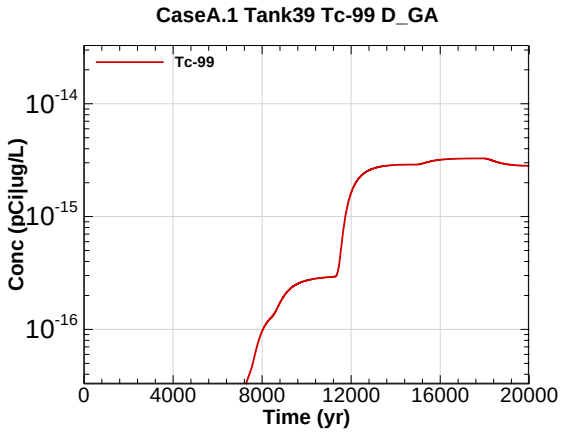

Figure R.9-124 - 100m Aquifer Concentration for CaseA.1 Tank39 Tc-99 D_GA

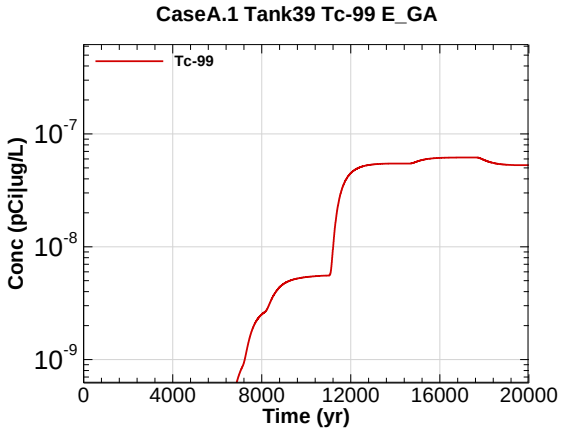

Figure R.9-125 - 100m Aquifer Concentration for CaseA.1 Tank39 Tc-99 E_GA

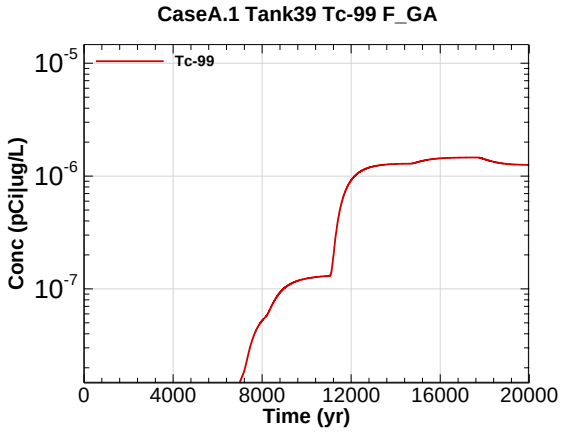

Figure R.9-126 - 100m Aquifer Concentration for CaseA.1 Tank39 Tc-99 F_GA

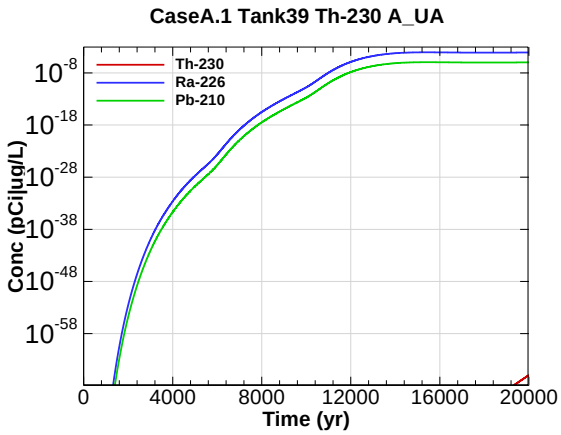

Figure R.9-127 - 100m Aquifer Concentration for CaseA.1 Tank39 Th-230 A_UA

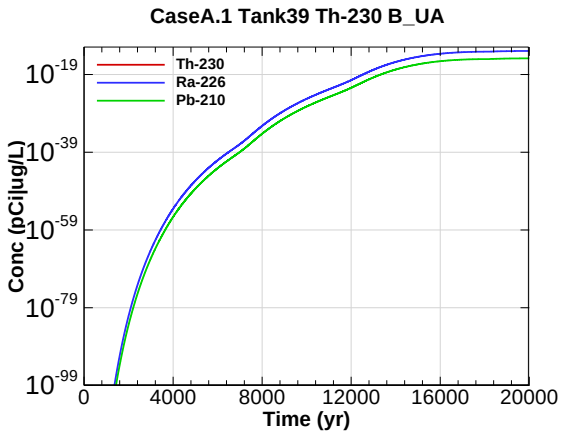

Figure R.9-128 - 100m Aquifer Concentration for CaseA.1 Tank39 Th-230 B_UA

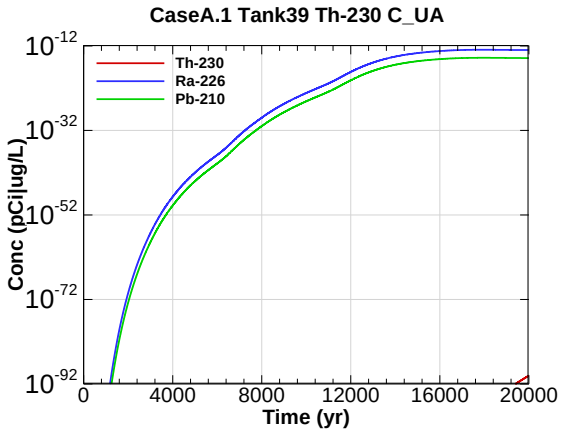

Figure R.9-129 - 100m Aquifer Concentration for CaseA.1 Tank39 Th-230 C_UA

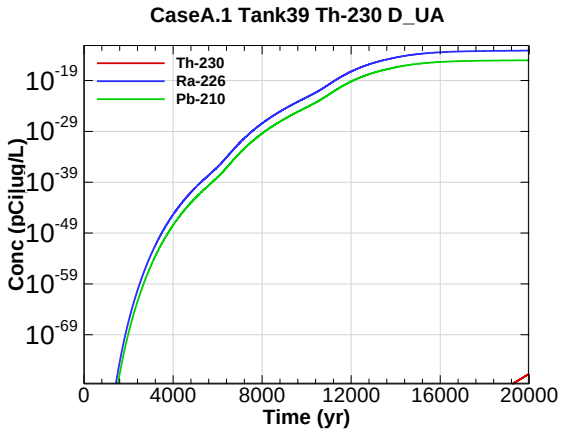

Figure R.9-130 - 100m Aquifer Concentration for CaseA.1 Tank39 Th-230 D_UA

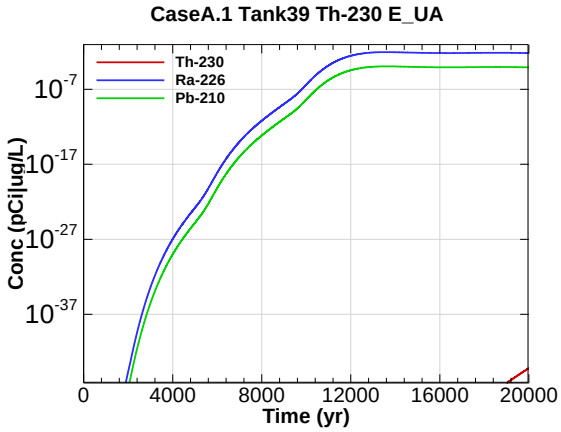

Figure R.9-131 - 100m Aquifer Concentration for CaseA.1 Tank39 Th-230 E_UA

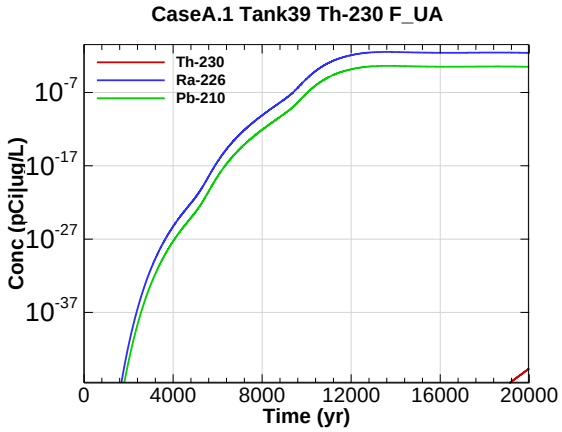

Figure R.9-132 - 100m Aquifer Concentration for CaseA.1 Tank39 Th-230 F_UA

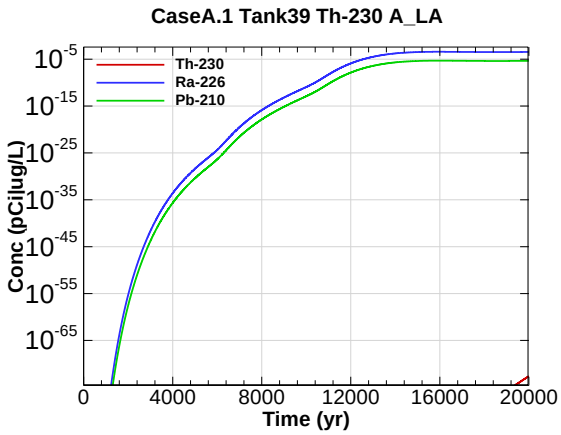

Figure R.9-133 - 100m Aquifer Concentration for CaseA.1 Tank39 Th-230 A_LA

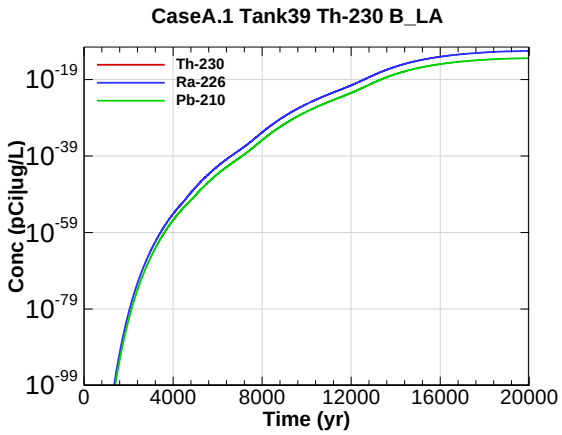

Figure R.9-134 - 100m Aquifer Concentration for CaseA.1 Tank39 Th-230 B_LA

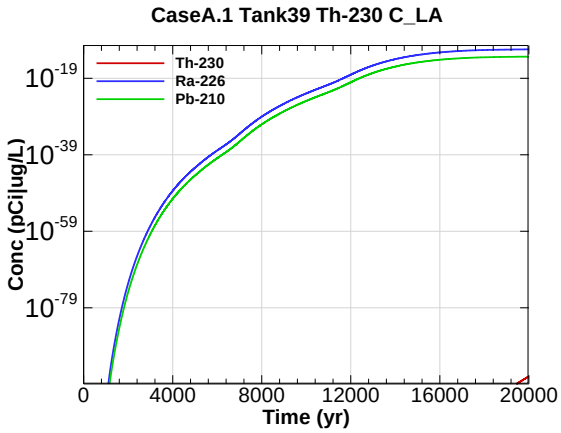

Figure R.9-135 - 100m Aquifer Concentration for CaseA.1 Tank39 Th-230 C_LA

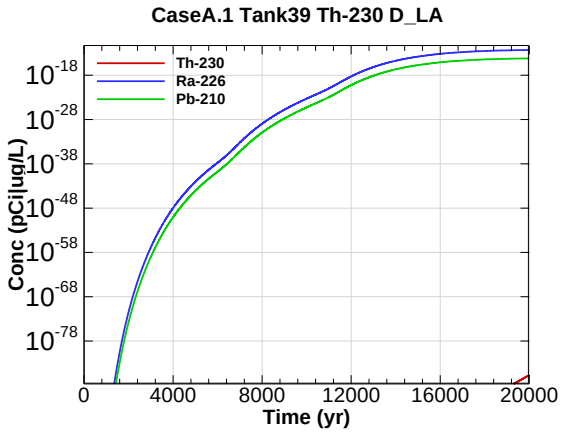

Figure R.9-136 - 100m Aquifer Concentration for CaseA.1 Tank39 Th-230 D_LA

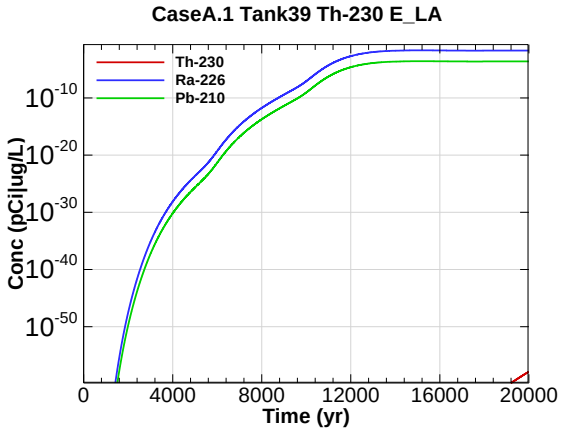

Figure R.9-137 - 100m Aquifer Concentration for CaseA.1 Tank39 Th-230 E_LA

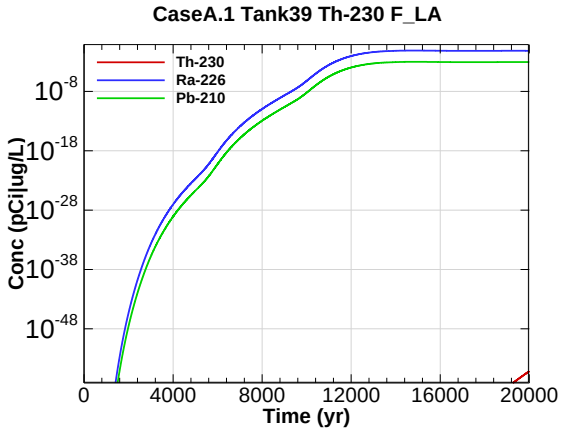

Figure R.9-138 - 100m Aquifer Concentration for CaseA.1 Tank39 Th-230 F_LA

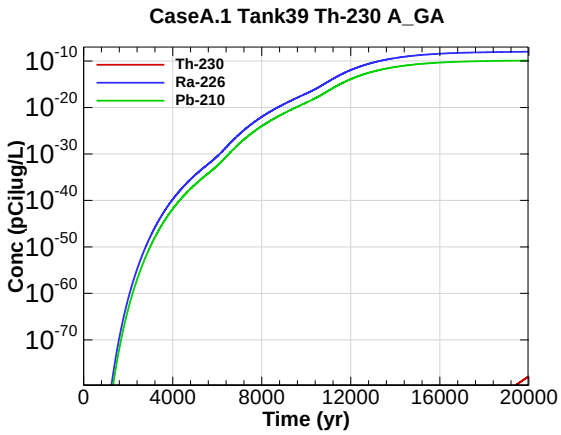

Figure R.9-139 - 100m Aquifer Concentration for CaseA.1 Tank39 Th-230 A_GA

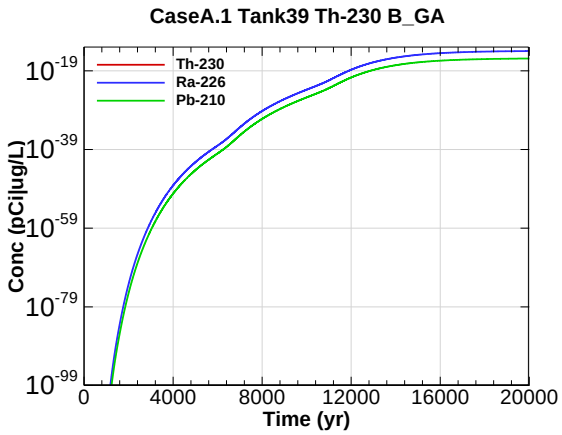

Figure R.9-140 - 100m Aquifer Concentration for CaseA.1 Tank39 Th-230 B_GA

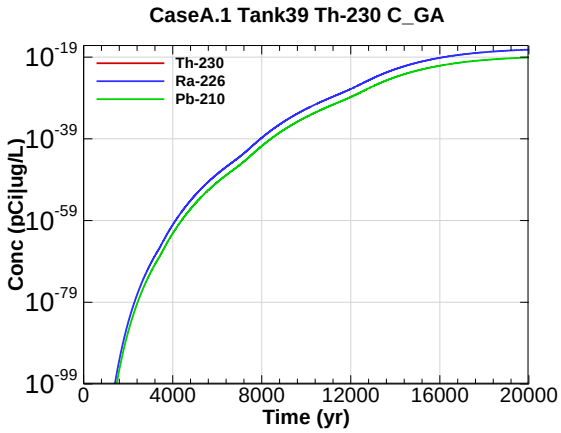

Figure R.9-141 - 100m Aquifer Concentration for CaseA.1 Tank39 Th-230 C_GA

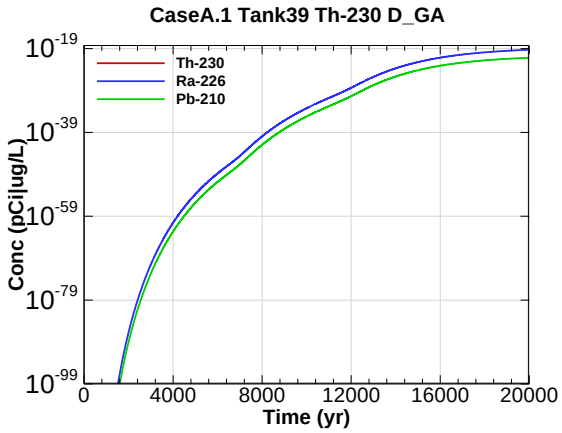

Figure R.9-142 - 100m Aquifer Concentration for CaseA.1 Tank39 Th-230 D_GA

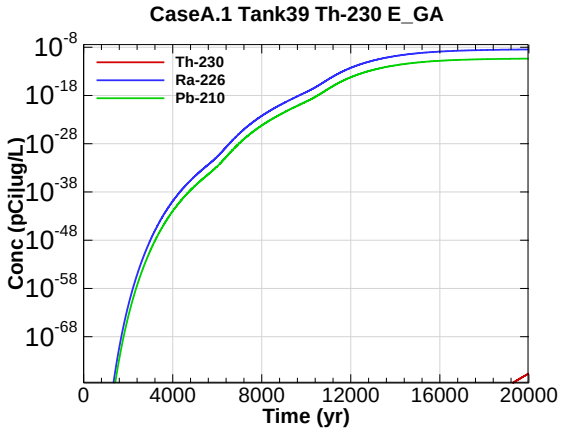

Figure R.9-143 - 100m Aquifer Concentration for CaseA.1 Tank39 Th-230 E_GA

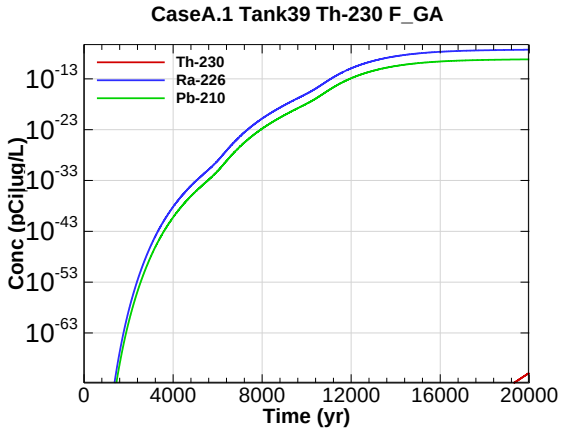

Figure R.9-144 - 100m Aquifer Concentration for CaseA.1 Tank39 Th-230 F_GA

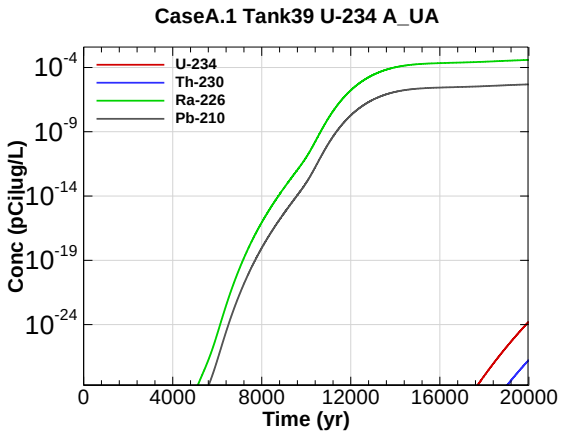

Figure R.9-145 - 100m Aquifer Concentration for CaseA.1 Tank39 U-234 A_UA

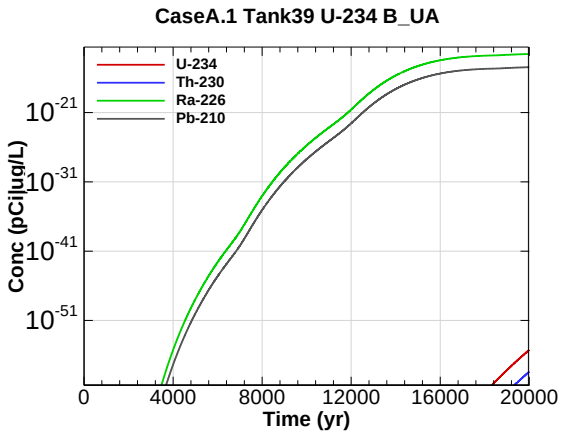

Figure R.9-146 - 100m Aquifer Concentration for CaseA.1 Tank39 U-234 B_UA

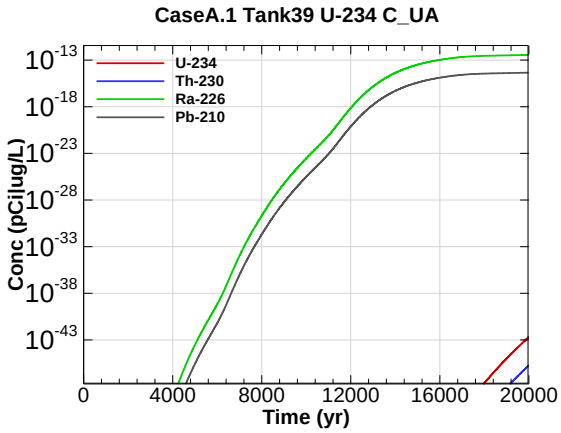

Figure R.9-147 - 100m Aquifer Concentration for CaseA.1 Tank39 U-234 C_UA

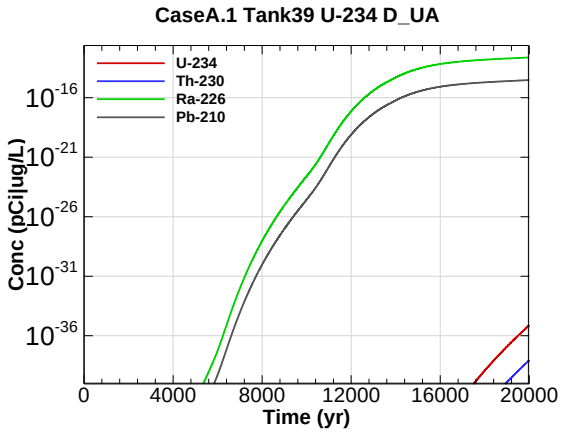

Figure R.9-148 - 100m Aquifer Concentration for CaseA.1 Tank39 U-234 D_UA

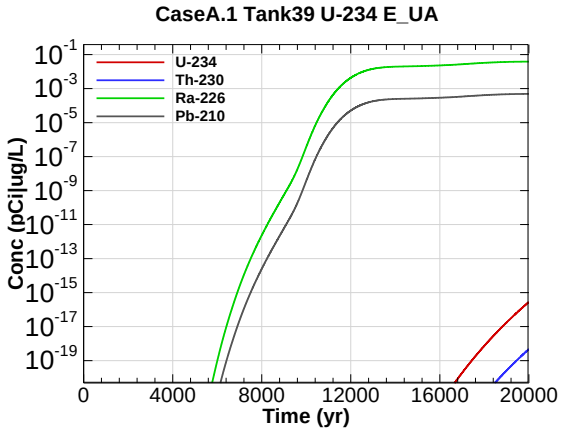

Figure R.9-149 - 100m Aquifer Concentration for CaseA.1 Tank39 U-234 E_UA

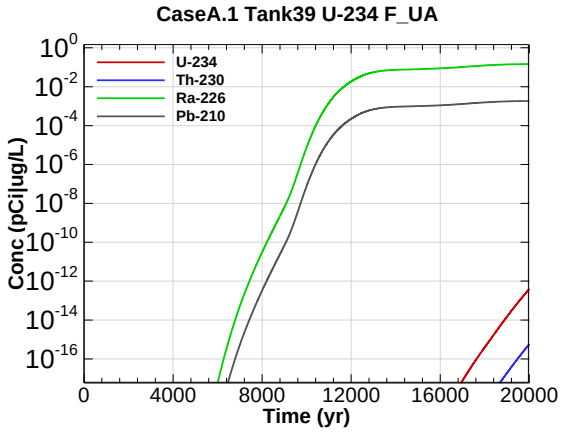

Figure R.9-150 - 100m Aquifer Concentration for CaseA.1 Tank39 U-234 F_UA

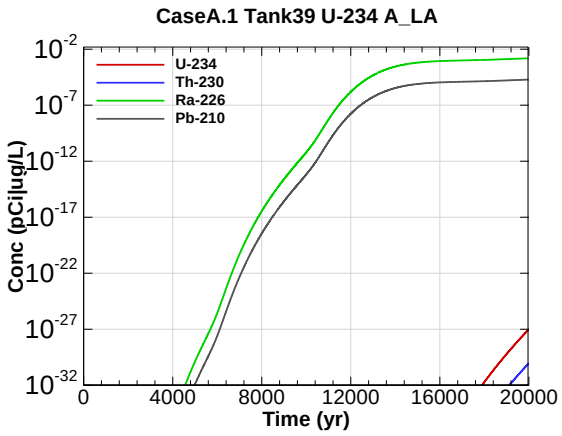

Figure R.9-151 - 100m Aquifer Concentration for CaseA.1 Tank39 U-234 A_LA

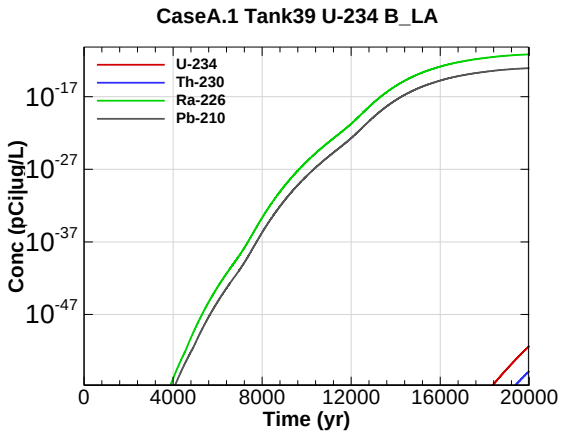

Figure R.9-152 - 100m Aquifer Concentration for CaseA.1 Tank39 U-234 B_LA

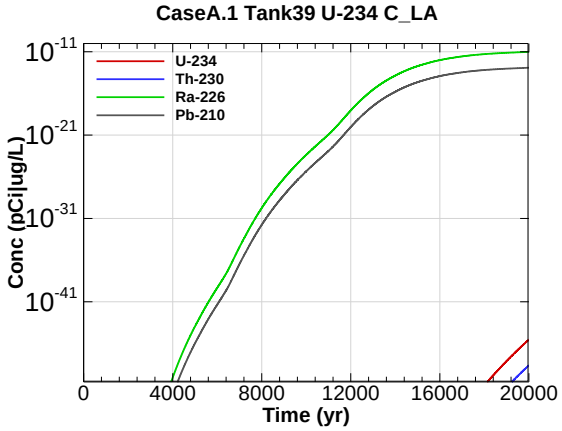

Figure R.9-153 - 100m Aquifer Concentration for CaseA.1 Tank39 U-234 C_LA

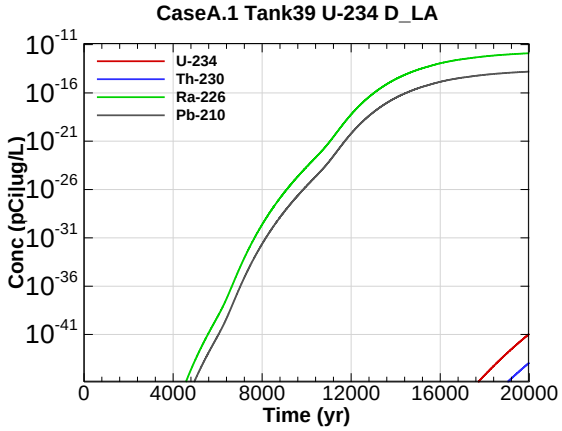

Figure R.9-154 - 100m Aquifer Concentration for CaseA.1 Tank39 U-234 D_LA

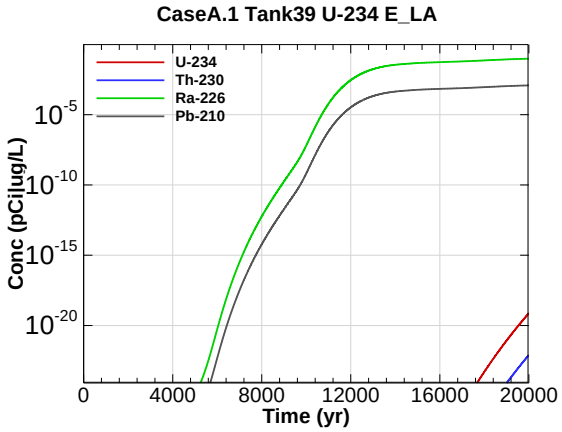

Figure R.9-155 - 100m Aquifer Concentration for CaseA.1 Tank39 U-234 E_LA

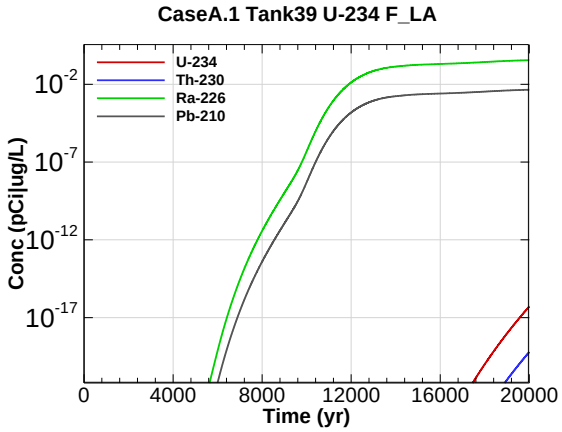

Figure R.9-156 - 100m Aquifer Concentration for CaseA.1 Tank39 U-234 F_LA

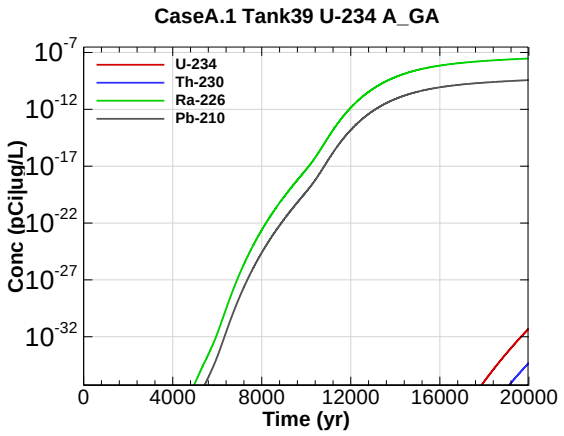

Figure R.9-157 - 100m Aquifer Concentration for CaseA.1 Tank39 U-234 A_GA

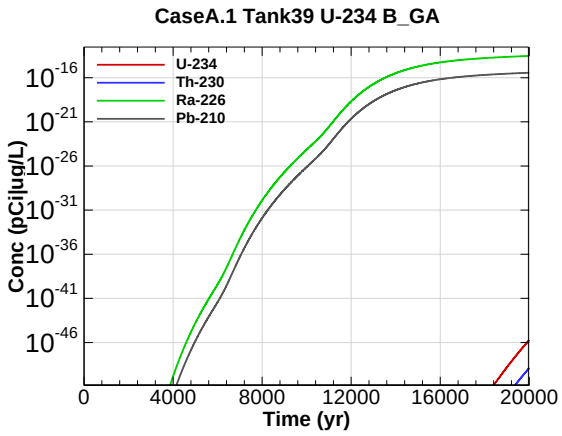

Figure R.9-158 - 100m Aquifer Concentration for CaseA.1 Tank39 U-234 B_GA

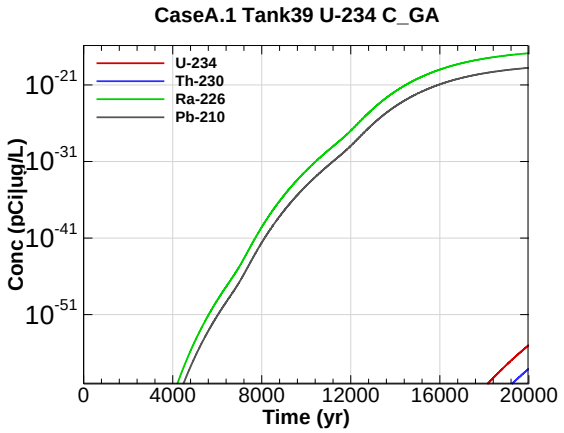

Figure R.9-159 - 100m Aquifer Concentration for CaseA.1 Tank39 U-234 C_GA

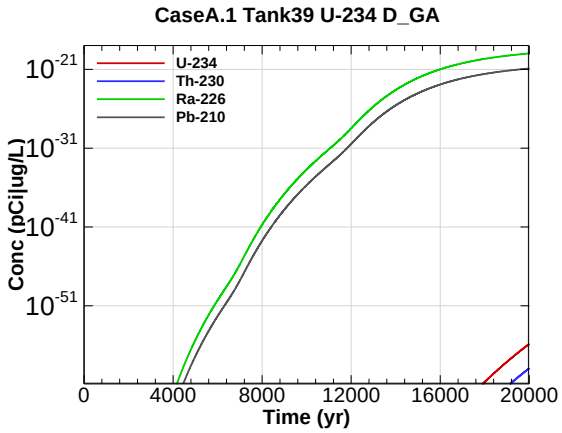

Figure R.9-160 - 100m Aquifer Concentration for CaseA.1 Tank39 U-234 D_GA

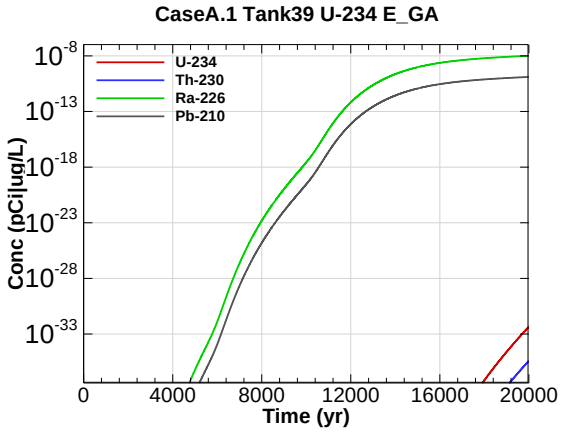

Figure R.9-161 - 100m Aquifer Concentration for CaseA.1 Tank39 U-234 E_GA

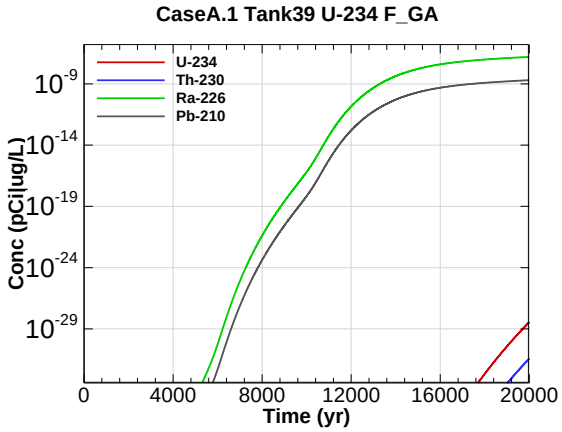

Figure R.9-162 - 100m Aquifer Concentration for CaseA.1 Tank39 U-234 F_GA

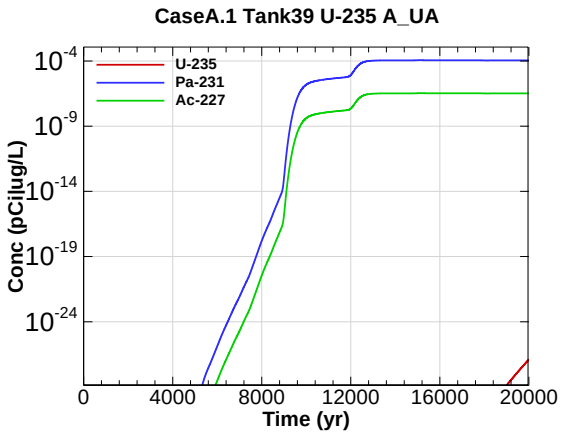

Figure R.9-163 - 100m Aquifer Concentration for CaseA.1 Tank39 U-235 A_UA

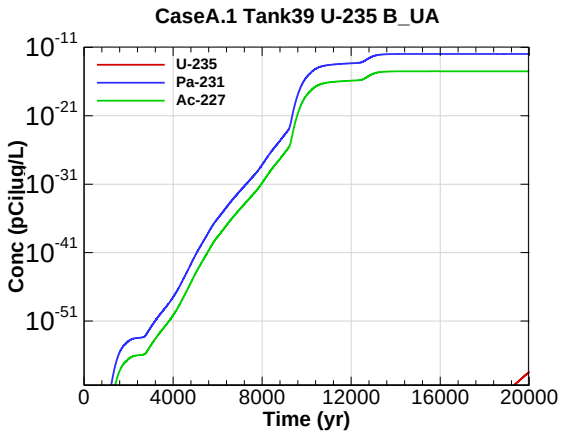

Figure R.9-164 - 100m Aquifer Concentration for CaseA.1 Tank39 U-235 B_UA

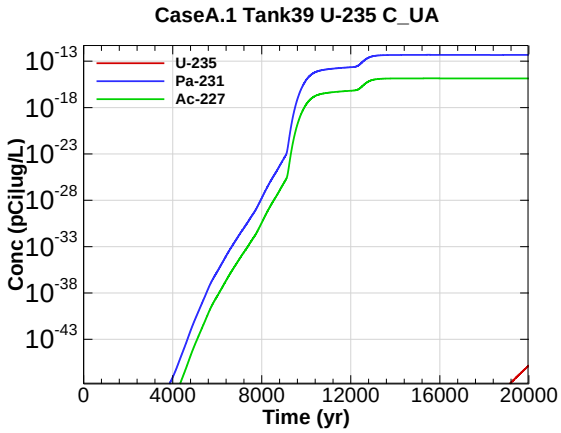

Figure R.9-165 - 100m Aquifer Concentration for CaseA.1 Tank39 U-235 C_UA

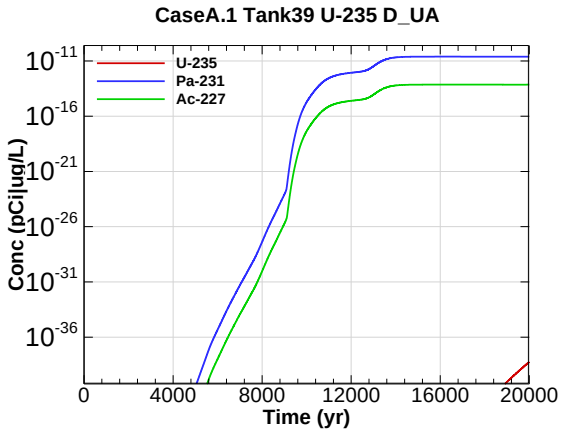

Figure R.9-166 - 100m Aquifer Concentration for CaseA.1 Tank39 U-235 D_UA

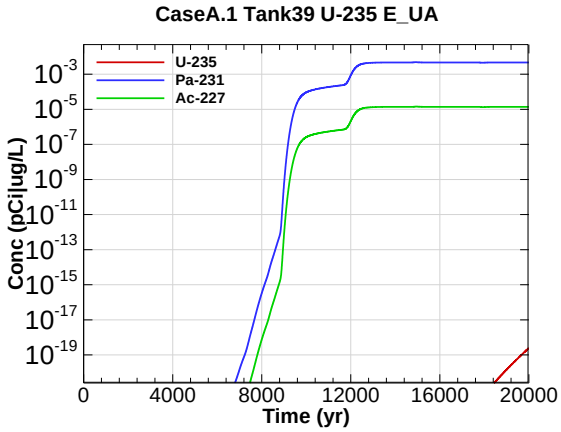

Figure R.9-167 - 100m Aquifer Concentration for CaseA.1 Tank39 U-235 E_UA

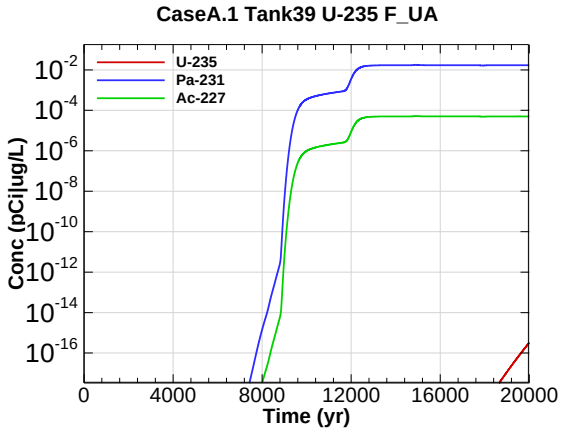

Figure R.9-168 - 100m Aquifer Concentration for CaseA.1 Tank39 U-235 F_UA

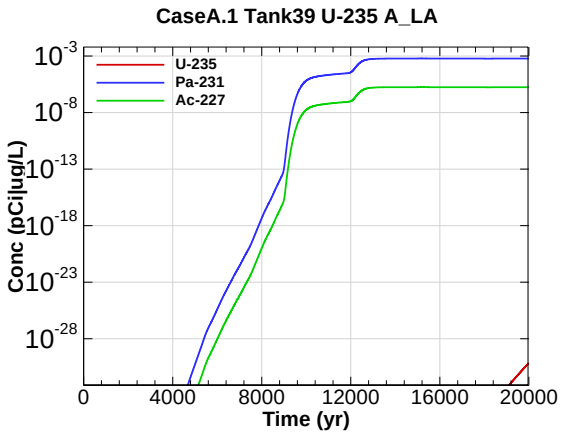

Figure R.9-169 - 100m Aquifer Concentration for CaseA.1 Tank39 U-235 A_LA

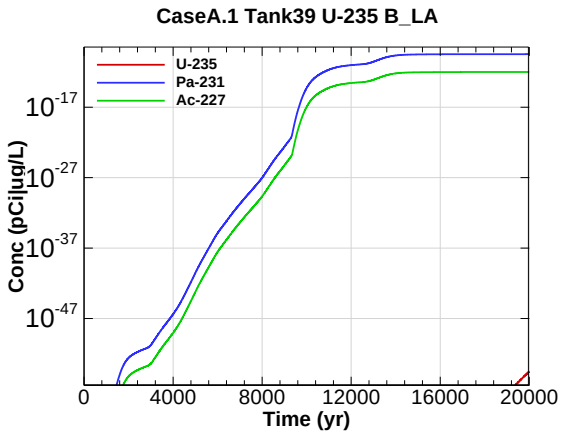

Figure R.9-170 - 100m Aquifer Concentration for CaseA.1 Tank39 U-235 B_LA

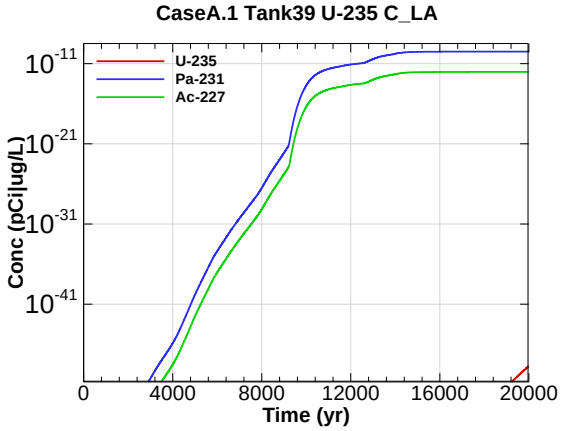

Figure R.9-171 - 100m Aquifer Concentration for CaseA.1 Tank39 U-235 C_LA

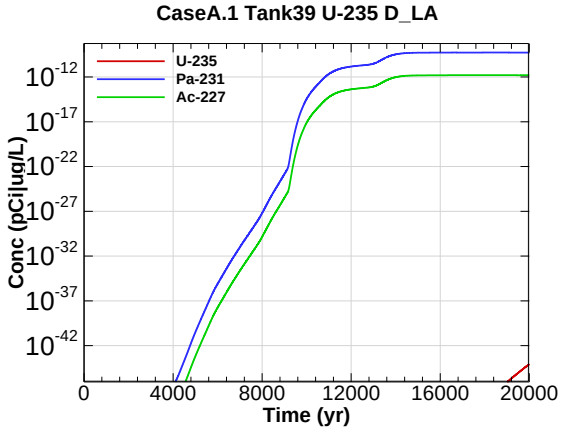

Figure R.9-172 - 100m Aquifer Concentration for CaseA.1 Tank39 U-235 D_LA

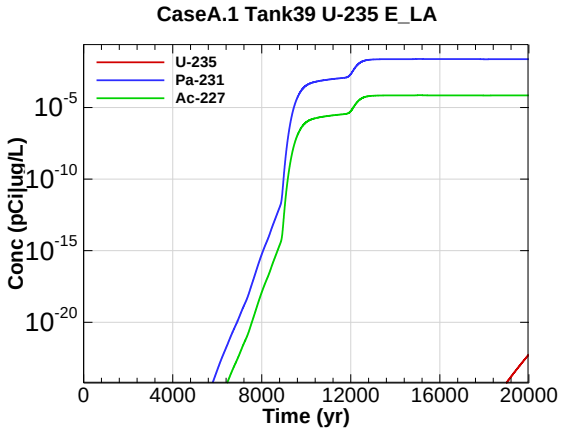

Figure R.9-173 - 100m Aquifer Concentration for CaseA.1 Tank39 U-235 E_LA

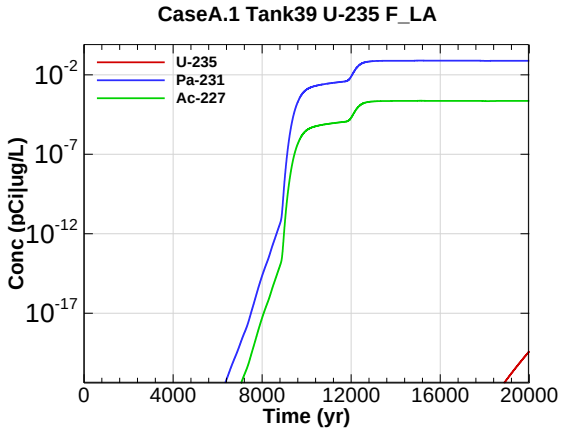

Figure R.9-174 - 100m Aquifer Concentration for CaseA.1 Tank39 U-235 F_LA

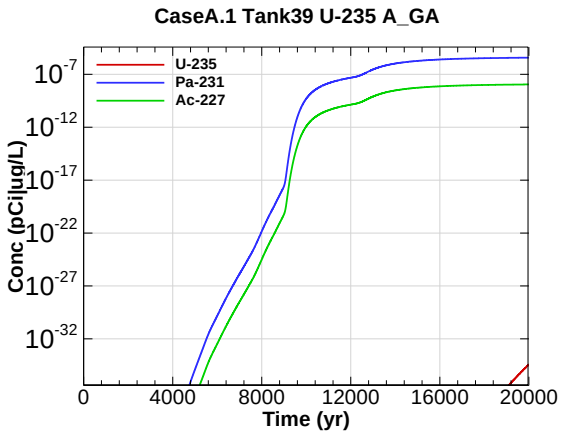

Figure R.9-175 - 100m Aquifer Concentration for CaseA.1 Tank39 U-235 A_GA

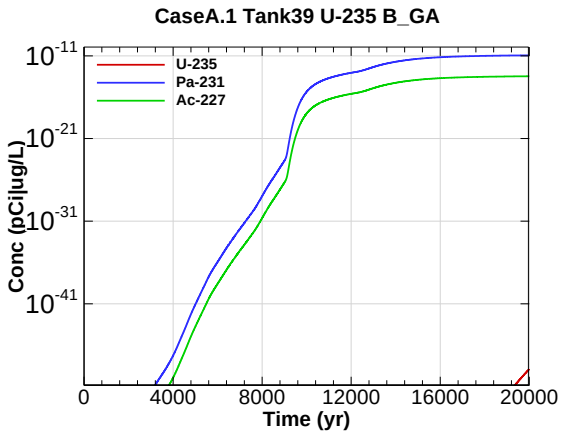

Figure R.9-176 - 100m Aquifer Concentration for CaseA.1 Tank39 U-235 B_GA

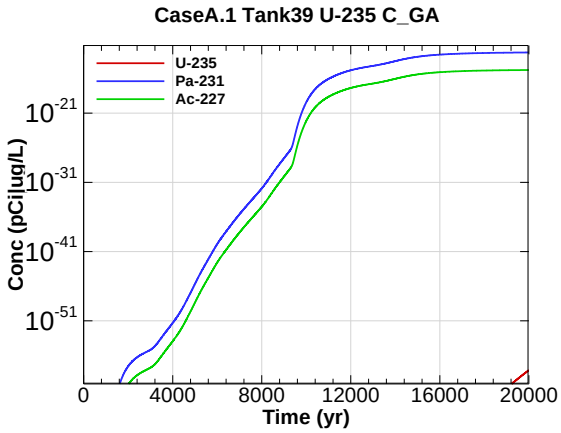

Figure R.9-177 - 100m Aquifer Concentration for CaseA.1 Tank39 U-235 C_GA

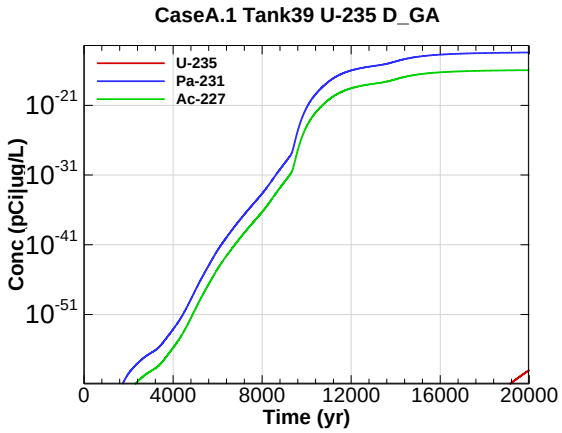

Figure R.9-178 - 100m Aquifer Concentration for CaseA.1 Tank39 U-235 D_GA

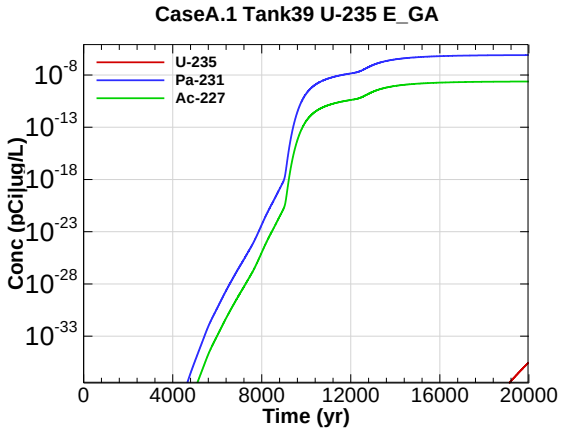

Figure R.9-179 - 100m Aquifer Concentration for CaseA.1 Tank39 U-235 E_GA

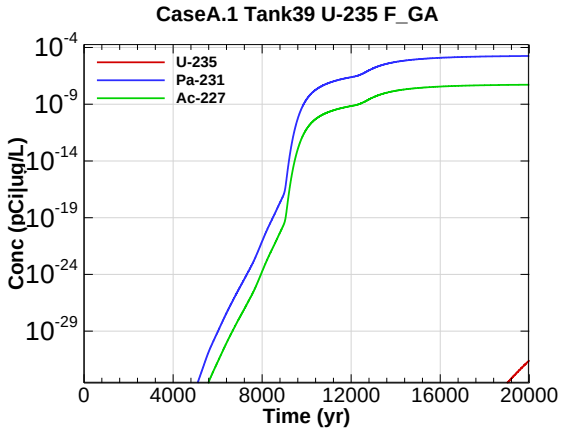

Figure R.9-180 - 100m Aquifer Concentration for CaseA.1 Tank39 U-235 F_GA

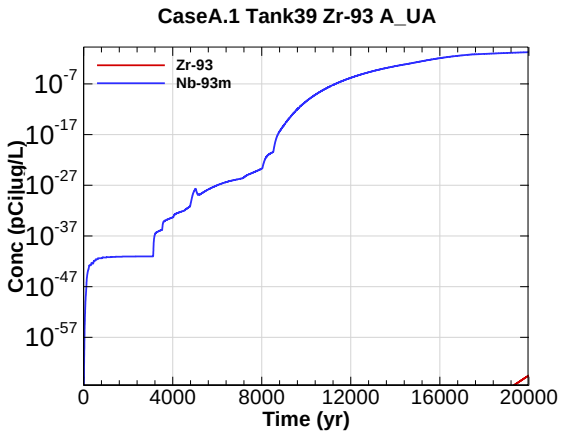

Figure R.9-181 - 100m Aquifer Concentration for CaseA.1 Tank39 Zr-93 A_UA

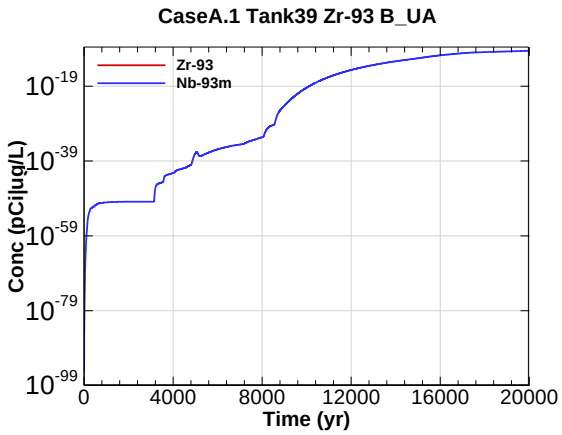

Figure R.9-182 - 100m Aquifer Concentration for CaseA.1 Tank39 Zr-93 B_UA

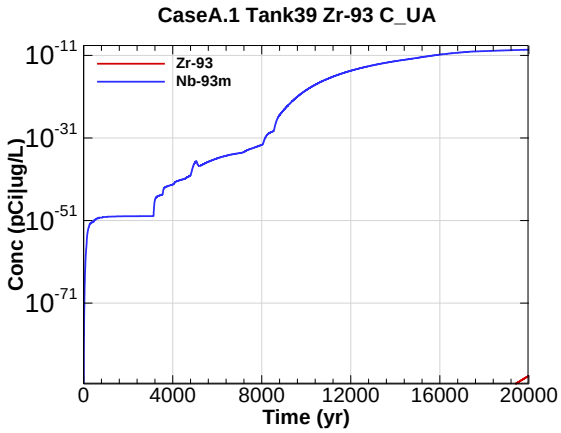

Figure R.9-183 - 100m Aquifer Concentration for CaseA.1 Tank39 Zr-93 C_UA

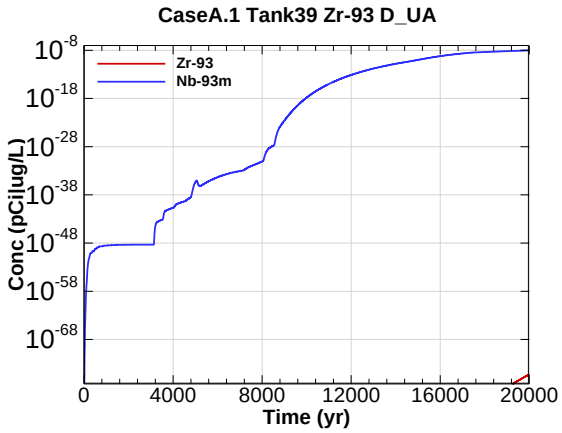

Figure R.9-184 - 100m Aquifer Concentration for CaseA.1 Tank39 Zr-93 D_UA

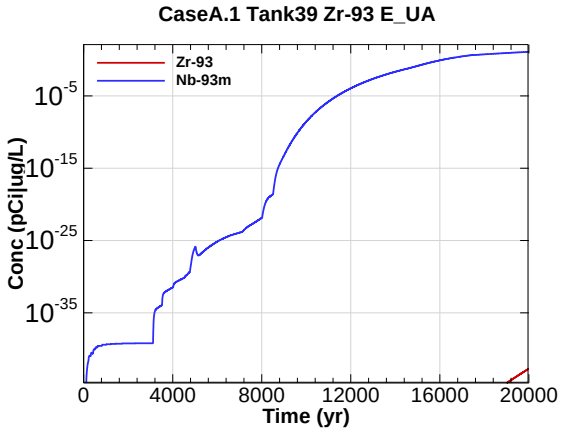

Figure R.9-185 - 100m Aquifer Concentration for CaseA.1 Tank39 Zr-93 E_UA

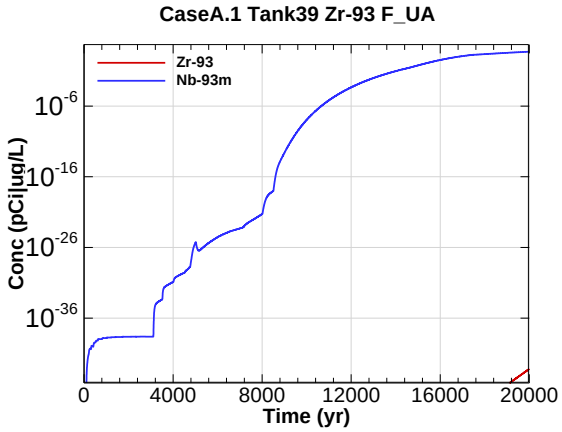

Figure R.9-186 - 100m Aquifer Concentration for CaseA.1 Tank39 Zr-93 F_UA

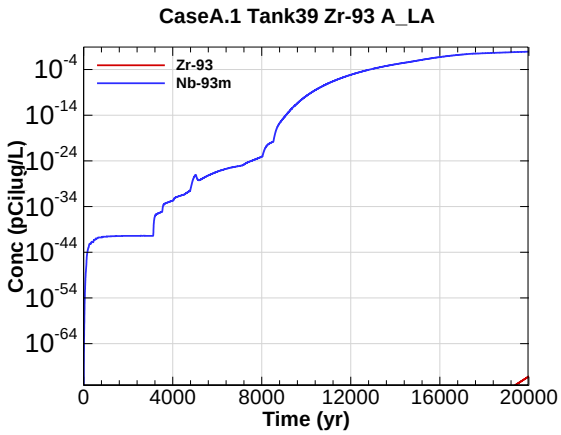

Figure R.9-187 - 100m Aquifer Concentration for CaseA.1 Tank39 Zr-93 A_LA

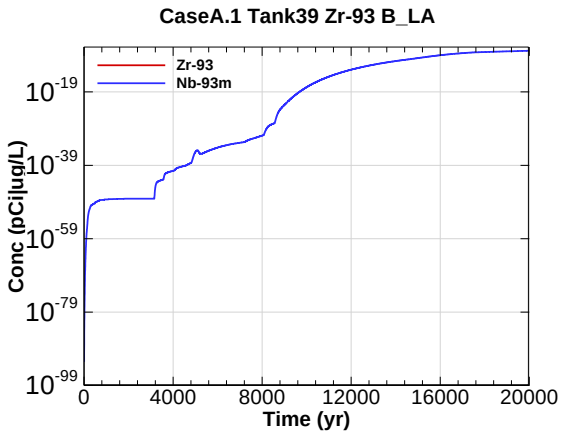

Figure R.9-188 - 100m Aquifer Concentration for CaseA.1 Tank39 Zr-93 B_LA

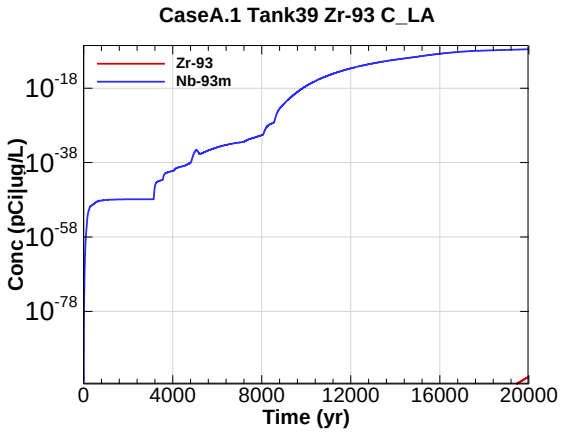

Figure R.9-189 - 100m Aquifer Concentration for CaseA.1 Tank39 Zr-93 C_LA

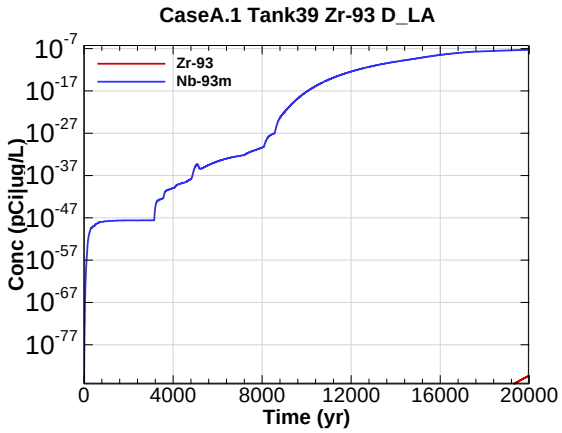

Figure R.9-190 - 100m Aquifer Concentration for CaseA.1 Tank39 Zr-93 D_LA

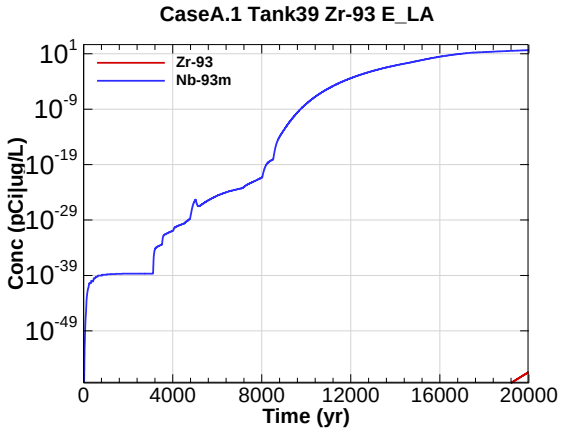

Figure R.9-191 - 100m Aquifer Concentration for CaseA.1 Tank39 Zr-93 E_LA

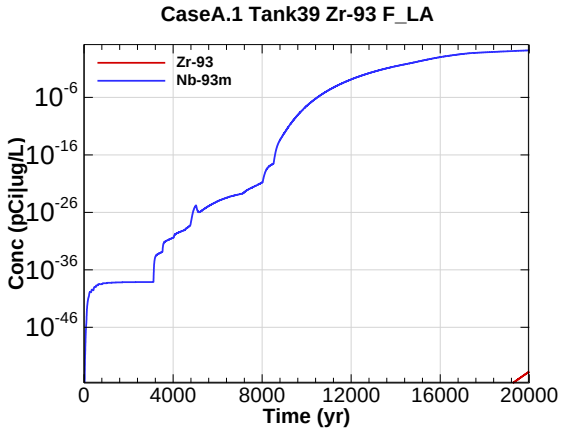

Figure R.9-192 - 100m Aquifer Concentration for CaseA.1 Tank39 Zr-93 F_LA

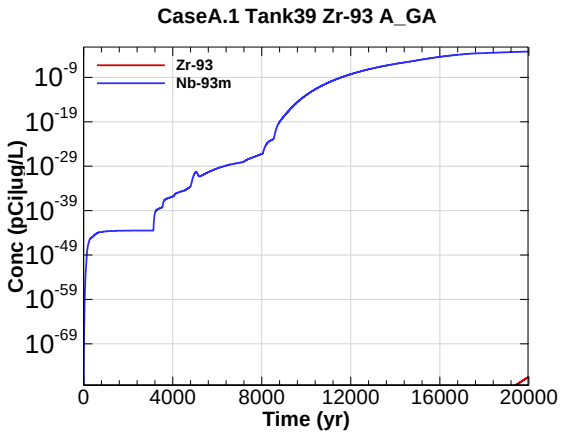

Figure R.9-193 - 100m Aquifer Concentration for CaseA.1 Tank39 Zr-93 A_GA

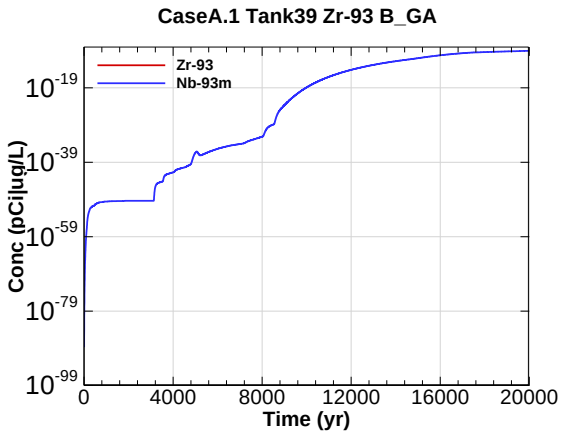

Figure R.9-194 - 100m Aquifer Concentration for CaseA.1 Tank39 Zr-93 B_GA

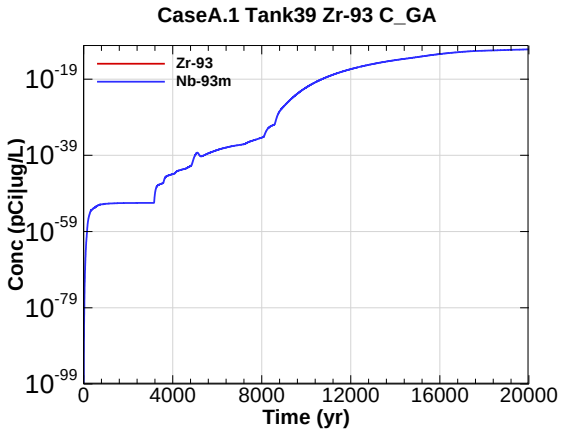

Figure R.9-195 - 100m Aquifer Concentration for CaseA.1 Tank39 Zr-93 C_GA

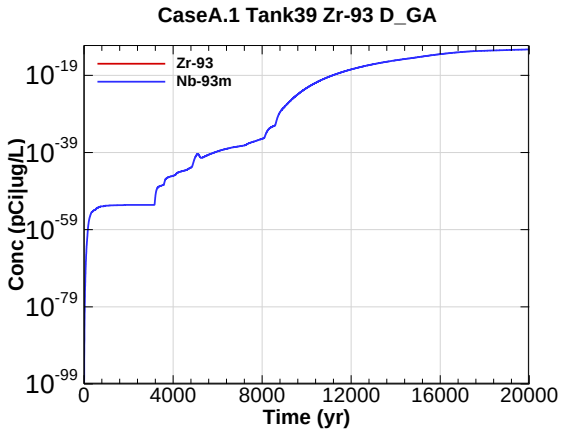

Figure R.9-196 - 100m Aquifer Concentration for CaseA.1 Tank39 Zr-93 D_GA

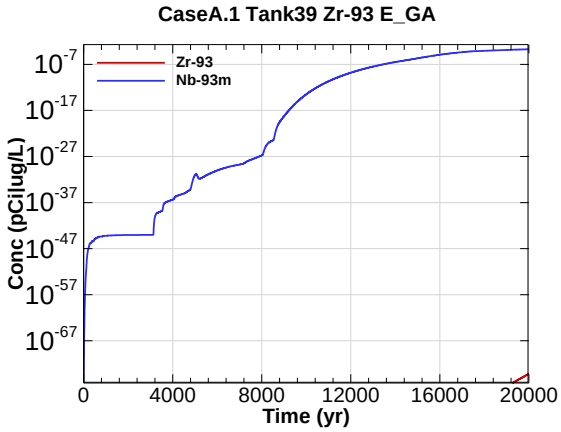

Figure R.9-197 - 100m Aquifer Concentration for CaseA.1 Tank39 Zr-93 E_GA

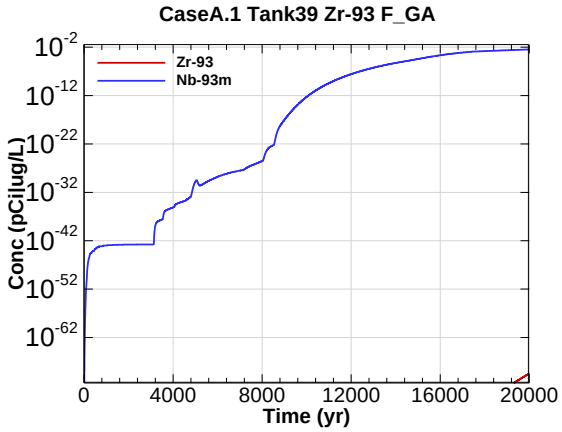

Figure R.9-198 - 100m Aquifer Concentration for CaseA.1 Tank39 Zr-93 F_GA

Appendix R.10

100-METER SENSISTIVITY RUN RADIONUCLIDE CONCENTRATIONS FOR BASE CASE (CASE A) LINER FAILURE VARIABILITY

TYPE III, EARLY LINER FAILURE TIME, CASE A

Appendix R.10 contains curves showing the 100-meter radiological concentrations (sensitivity run radionuclides only) for liner failure variability for Type III tanks (Tank 39) with early liner failure time for all of HTF (waste tank and ancillary equipment inventories) for the Base Case (Case A). Results for 20,000-year concentrations are presented from the three aquifers of concern (Upper Three Runs Aquifer - Upper Zone, Upper Three Runs Aquifer - Lower Zone, and Gordon Aquifer) for Sectors A through F.

Graph heading example "CaseA.2_Tank 39 All Am-241 A_UA"

Key

CaseA.2 = scenario case/configuration
Tank 39 = period is over 20,000 years
All = all HTF inventory sources
Am-241 = radionuclide of concern
A = sector of concern (see sector map with stream traces)
UA = aquifer of concern
UA = Upper Three Runs Aquifer – Upper Zone
LA = Upper Three Runs Aquifer – Lower Zone
GA = Gordon Aquifer

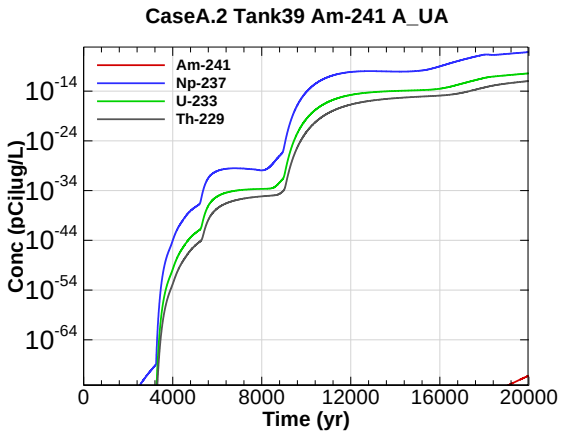

Figure R.10-1 - 100m Aquifer Concentration for CaseA.2 Tank39 Am-241 A_UA

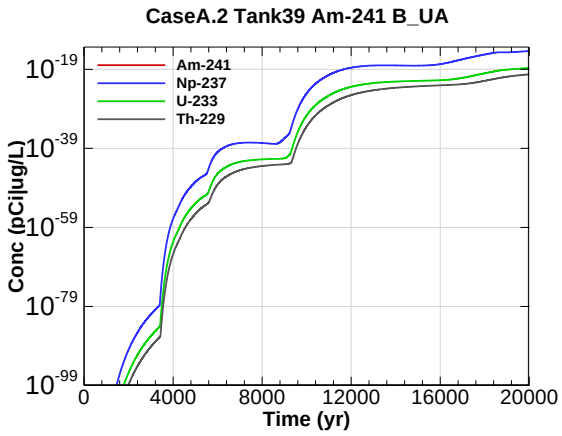

Figure R.10-2 - 100m Aquifer Concentration for CaseA.2 Tank39 Am-241 B_UA

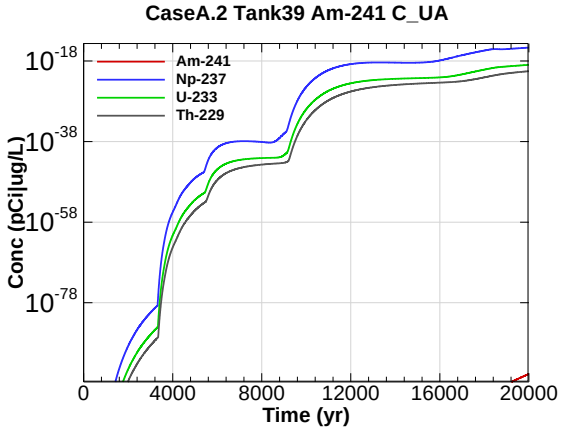

Figure R.10-3 - 100m Aquifer Concentration for CaseA.2 Tank39 Am-241 C_UA

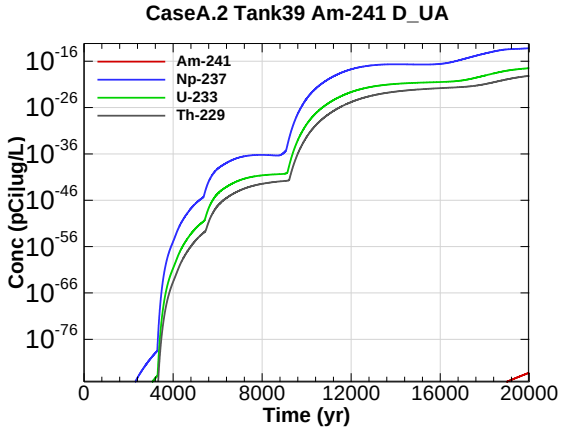

Figure R.10-4 - 100m Aquifer Concentration for CaseA.2 Tank39 Am-241 D_UA

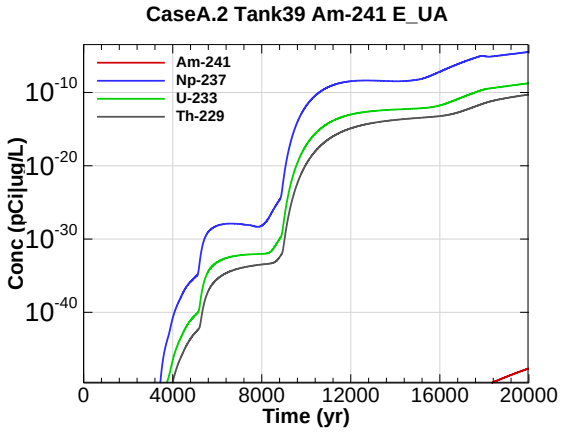

Figure R.10-5 - 100m Aquifer Concentration for CaseA.2 Tank39 Am-241 E_UA

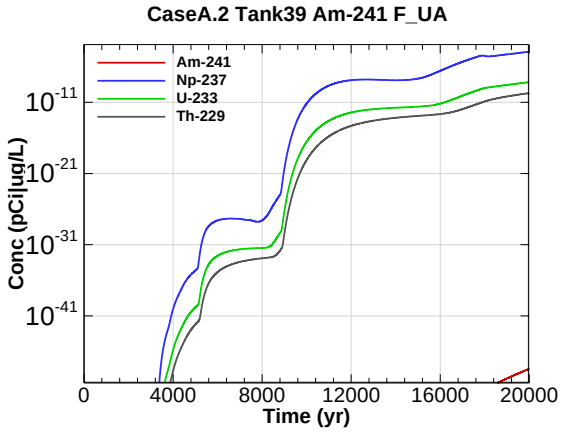

Figure R.10-6 - 100m Aquifer Concentration for CaseA.2 Tank39 Am-241 F_UA

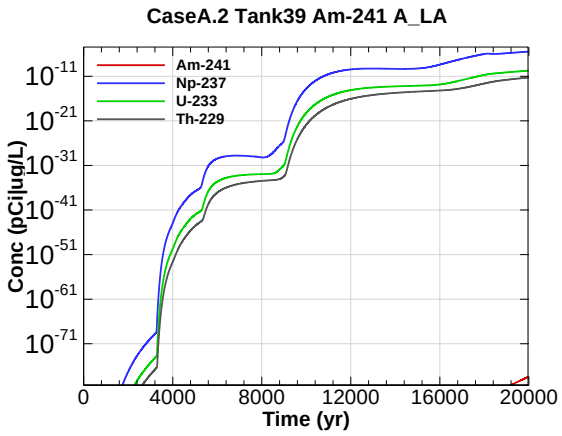

Figure R.10-7 - 100m Aquifer Concentration for CaseA.2 Tank39 Am-241 A_LA

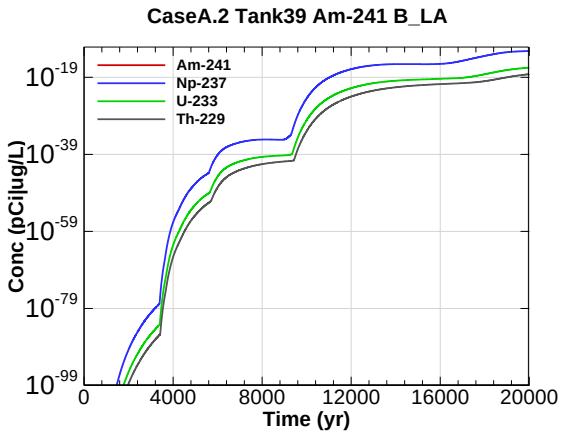

Figure R.10-8 - 100m Aquifer Concentration for CaseA.2 Tank39 Am-241 B_LA

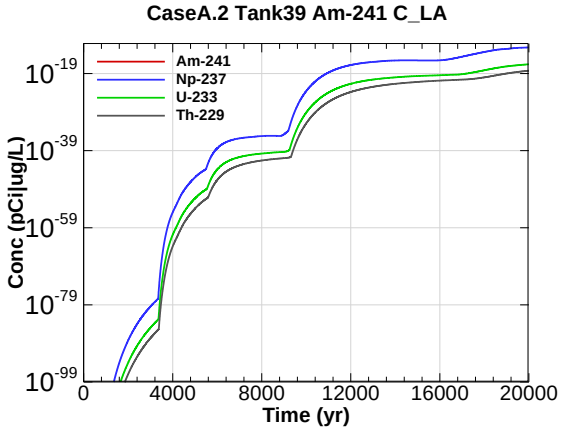

Figure R.10-9 - 100m Aquifer Concentration for CaseA.2 Tank39 Am-241 C_LA

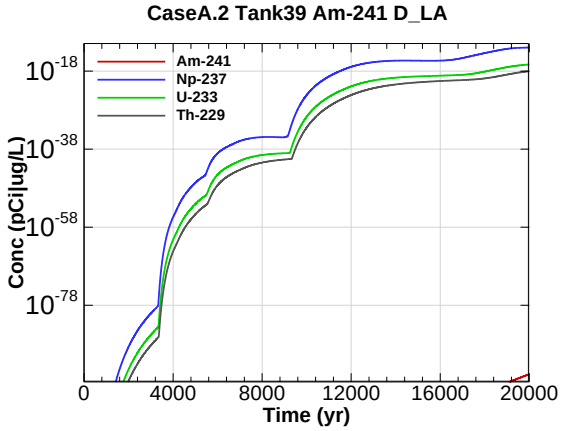

Figure R.10-10 - 100m Aquifer Concentration for CaseA.2 Tank39 Am-241 D_LA

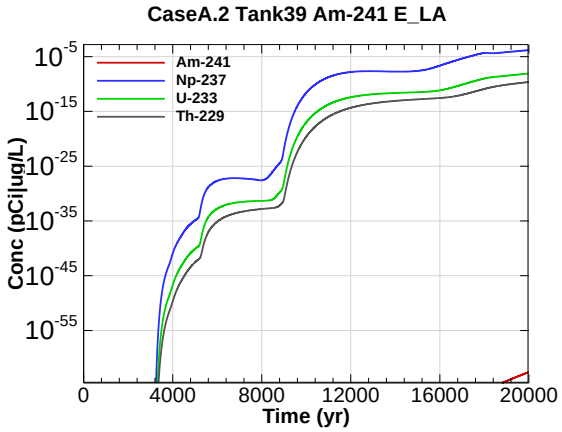

Figure R.10-11 - 100m Aquifer Concentration for CaseA.2 Tank39 Am-241 E_LA

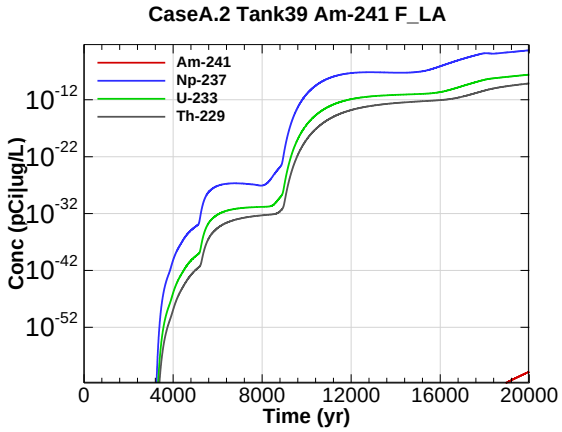

Figure R.10-12 - 100m Aquifer Concentration for CaseA.2 Tank39 Am-241 F_LA

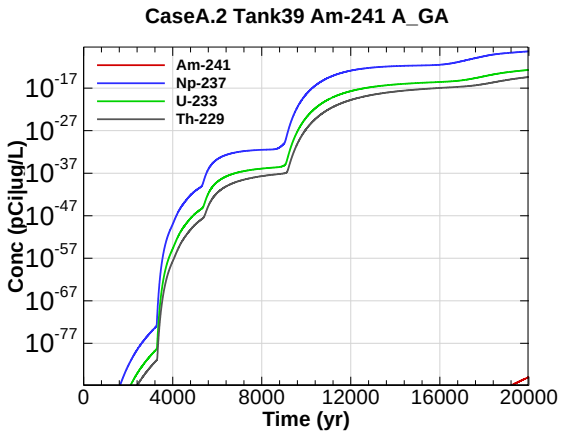

Figure R.10-13 - 100m Aquifer Concentration for CaseA.2 Tank39 Am-241 A_GA

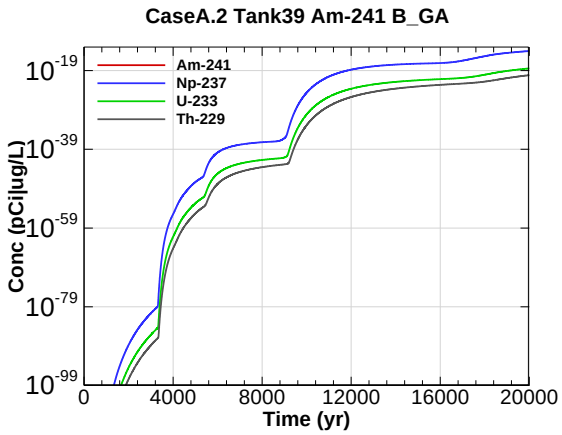

Figure R.10-14 - 100m Aquifer Concentration for CaseA.2 Tank39 Am-241 B_GA

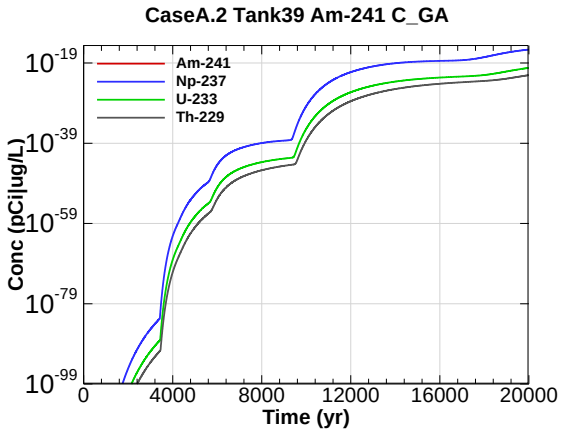

Figure R.10-15 - 100m Aquifer Concentration for CaseA.2 Tank39 Am-241 C_GA

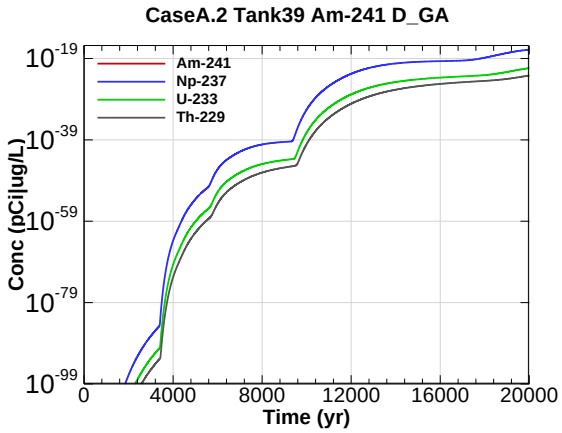

Figure R.10-16 - 100m Aquifer Concentration for CaseA.2 Tank39 Am-241 D_GA

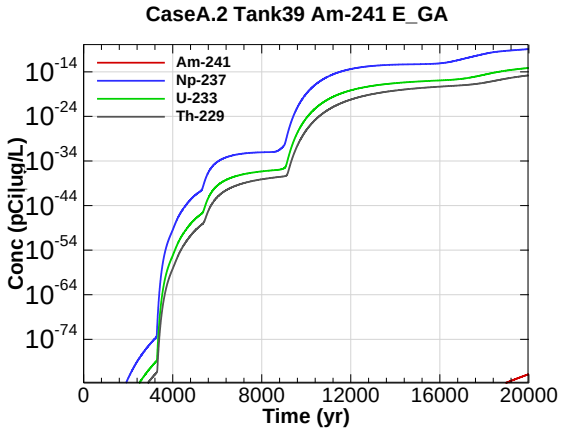

Figure R.10-17 - 100m Aquifer Concentration for CaseA.2 Tank39 Am-241 E_GA

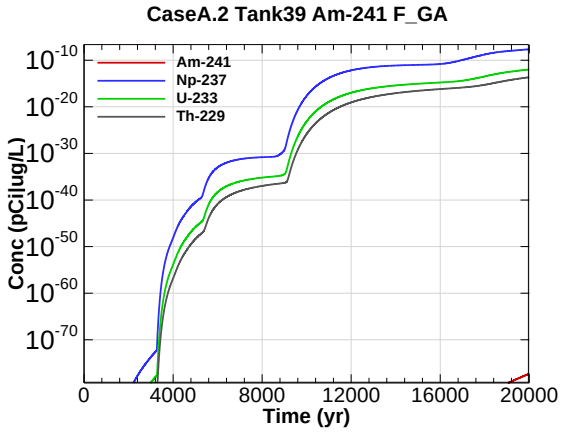

Figure R.10-18 - 100m Aquifer Concentration for CaseA.2 Tank39 Am-241 F_GA

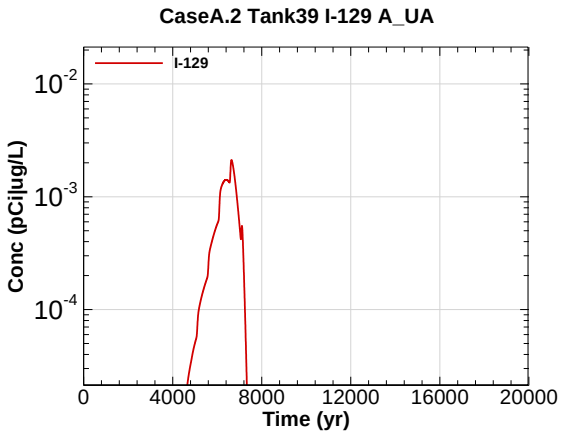

Figure R.10-19 - 100m Aquifer Concentration for CaseA.2 Tank39 I-129 A_UA

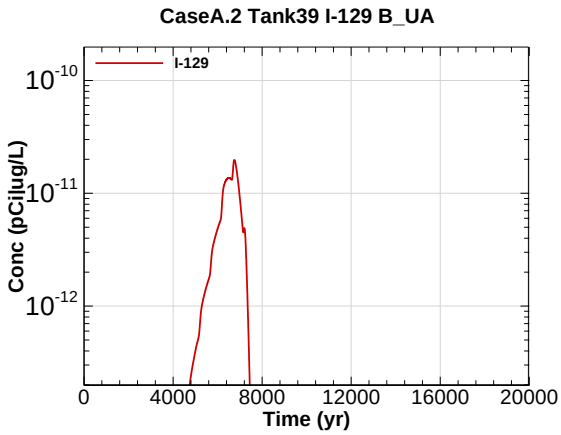

Figure R.10-20 - 100m Aquifer Concentration for CaseA.2 Tank39 I-129 B_UA

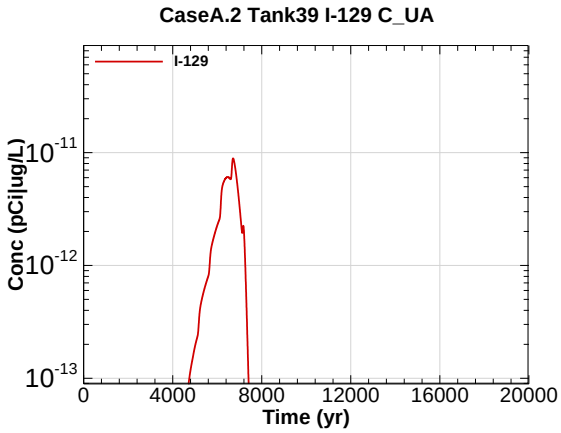

Figure R.10-21 - 100m Aquifer Concentration for CaseA.2 Tank39 I-129 C_UA

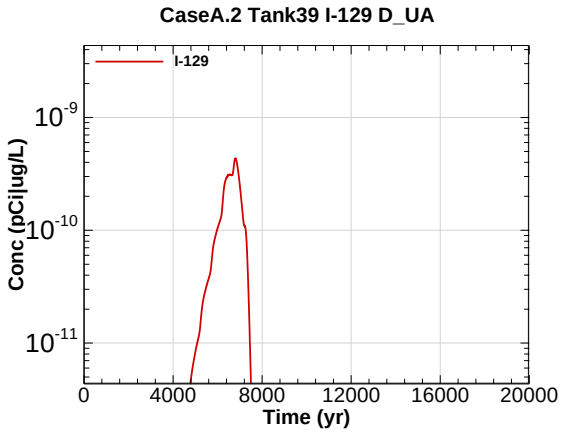

Figure R.10-22 - 100m Aquifer Concentration for CaseA.2 Tank39 I-129 D_UA

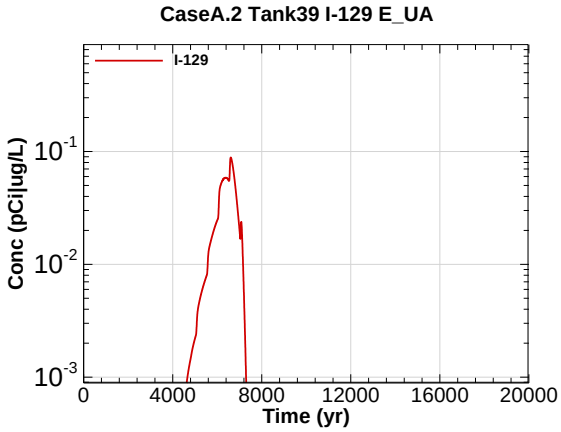

Figure R.10-23 - 100m Aquifer Concentration for CaseA.2 Tank39 I-129 E_UA

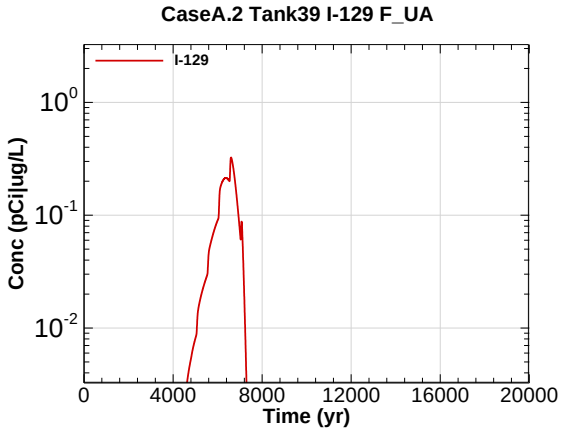

Figure R.10-24 - 100m Aquifer Concentration for CaseA.2 Tank39 I-129 F_UA

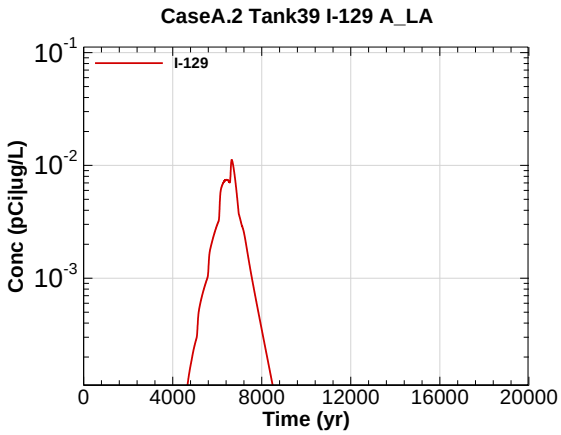

Figure R.10-25 - 100m Aquifer Concentration for CaseA.2 Tank39 I-129 A_LA

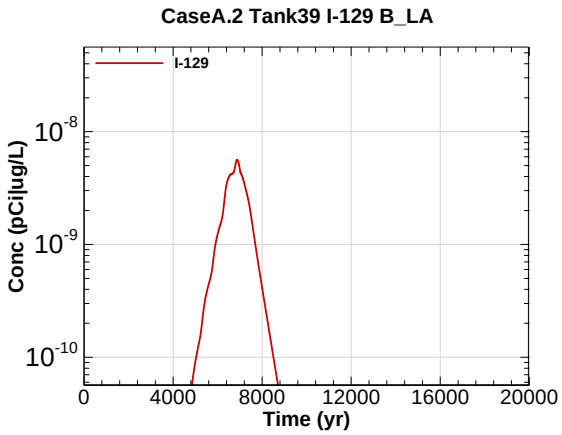

Figure R.10-26 - 100m Aquifer Concentration for CaseA.2 Tank39 I-129 B_LA

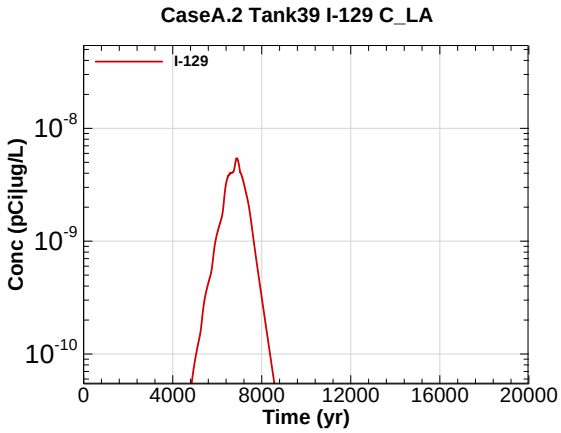

Figure R.10-27 - 100m Aquifer Concentration for CaseA.2 Tank39 I-129 C_LA

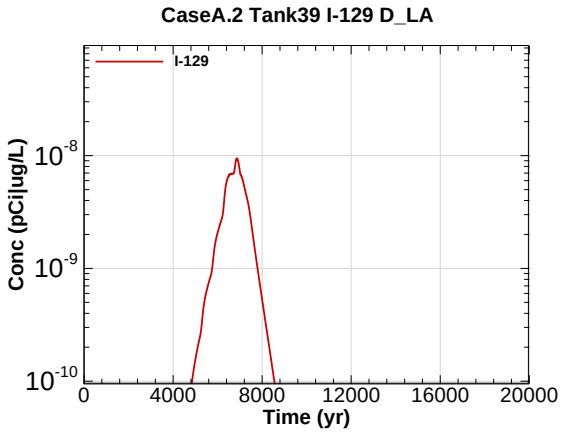

Figure R.10-28 - 100m Aquifer Concentration for CaseA.2 Tank39 I-129 D_LA

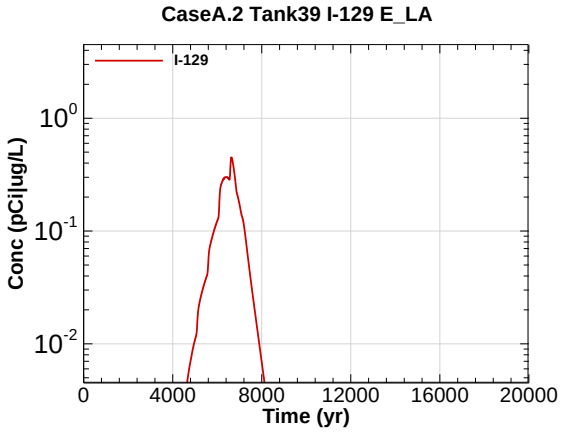

Figure R.10-29 - 100m Aquifer Concentration for CaseA.2 Tank39 I-129 E_LA

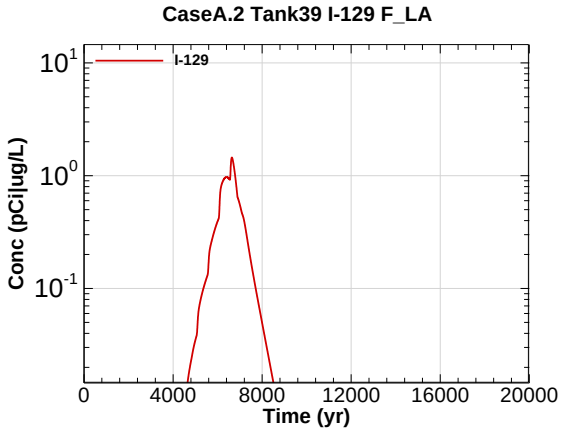

Figure R.10-30 - 100m Aquifer Concentration for CaseA.2 Tank39 I-129 F_LA

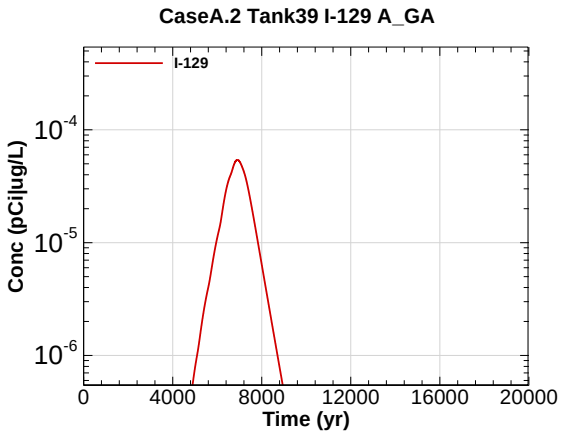

Figure R.10-31 - 100m Aquifer Concentration for CaseA.2 Tank39 I-129 A_GA

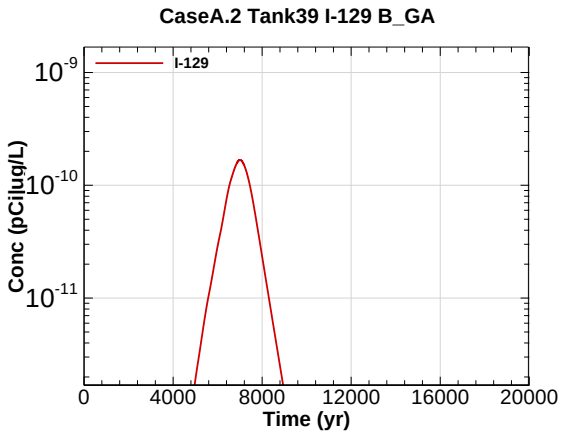

Figure R.10-32 - 100m Aquifer Concentration for CaseA.2 Tank39 I-129 B_GA

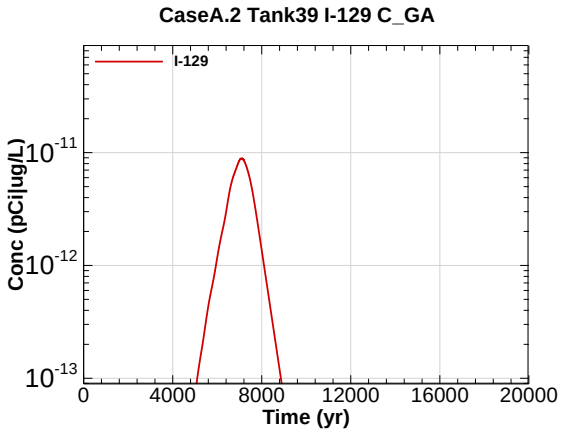

Figure R.10-33 - 100m Aquifer Concentration for CaseA.2 Tank39 I-129 C_GA

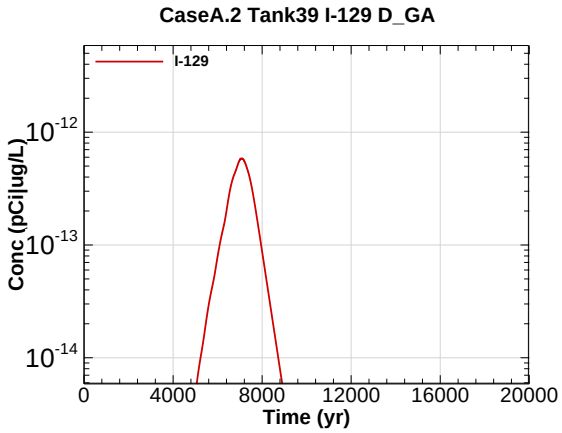

Figure R.10-34 - 100m Aquifer Concentration for CaseA.2 Tank39 I-129 D_GA

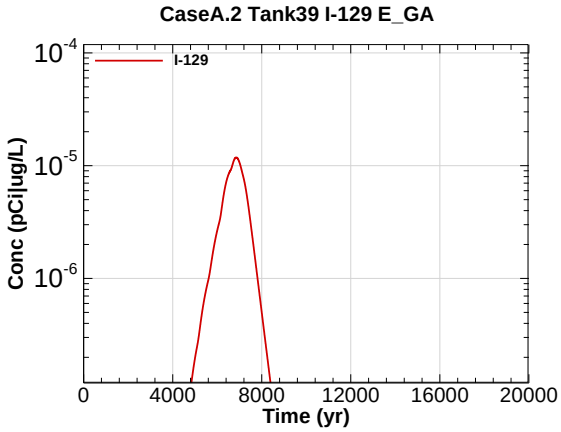

Figure R.10-35 - 100m Aquifer Concentration for CaseA.2 Tank39 I-129 E_GA

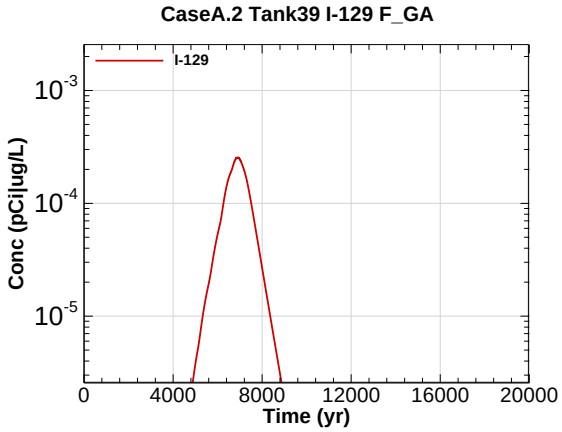

Figure R.10-36 - 100m Aquifer Concentration for CaseA.2 Tank39 I-129 F_GA

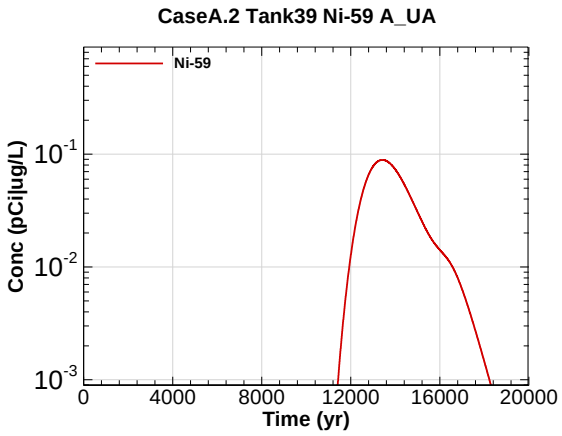

Figure R.10-37 - 100m Aquifer Concentration for CaseA.2 Tank39 Ni-59 A_UA

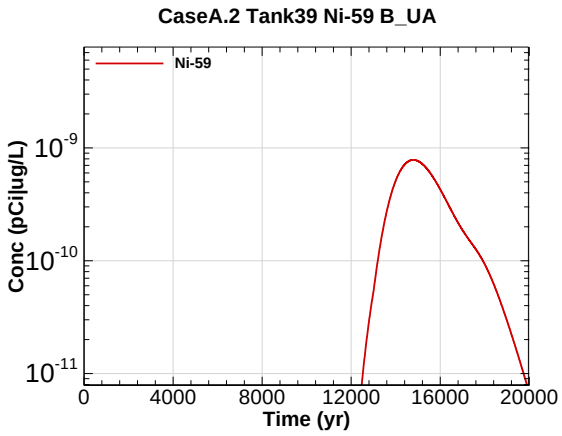

Figure R.10-38 - 100m Aquifer Concentration for CaseA.2 Tank39 Ni-59 B_UA

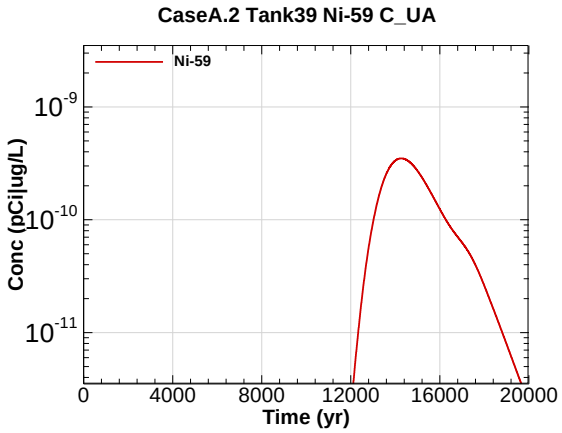

Figure R.10-39 - 100m Aquifer Concentration for CaseA.2 Tank39 Ni-59 C_UA

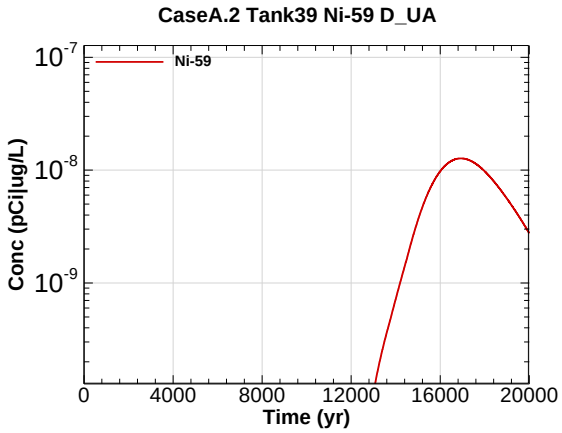

Figure R.10-40 - 100m Aquifer Concentration for CaseA.2 Tank39 Ni-59 D_UA

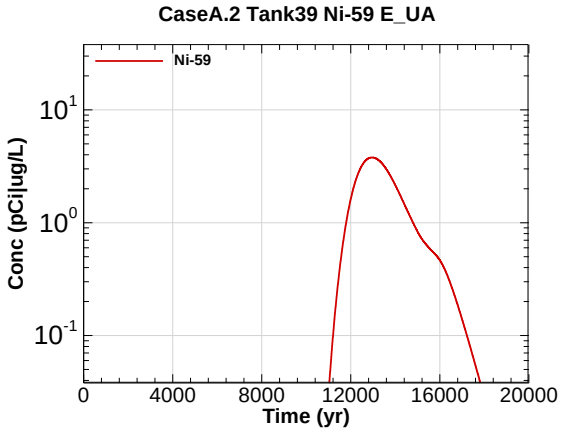

Figure R.10-41 - 100m Aquifer Concentration for CaseA.2 Tank39 Ni-59 E_UA

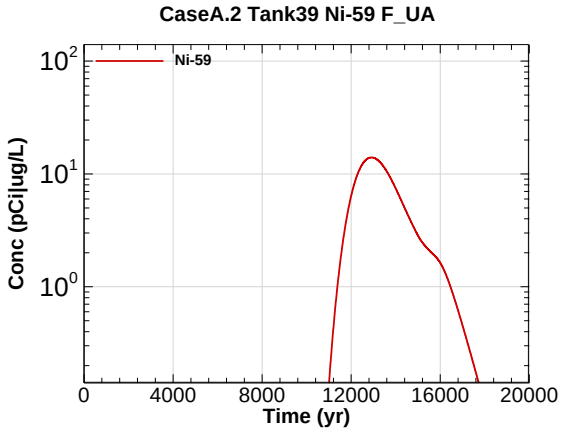

Figure R.10-42 - 100m Aquifer Concentration for CaseA.2 Tank39 Ni-59 F_UA

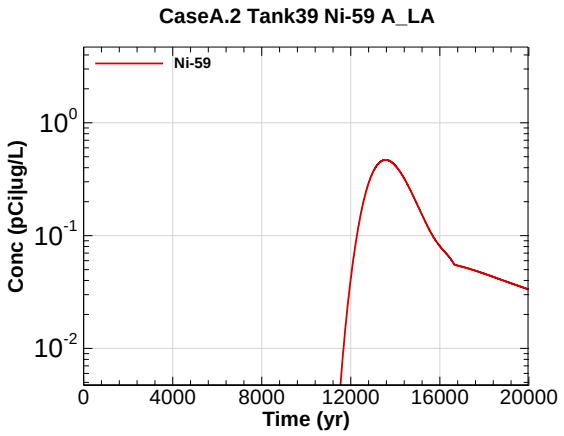

Figure R.10-43 - 100m Aquifer Concentration for CaseA.2 Tank39 Ni-59 A_LA

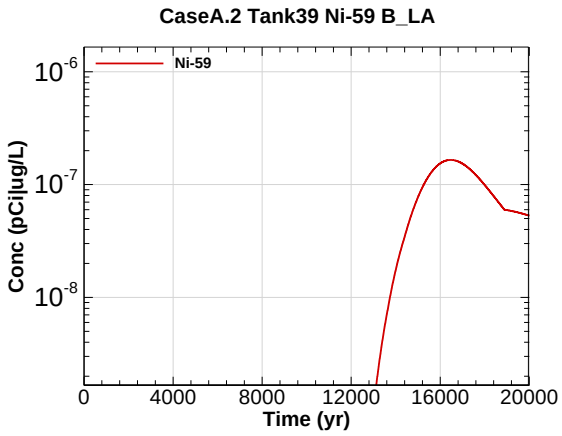

Figure R.10-44 - 100m Aquifer Concentration for CaseA.2 Tank39 Ni-59 B_LA

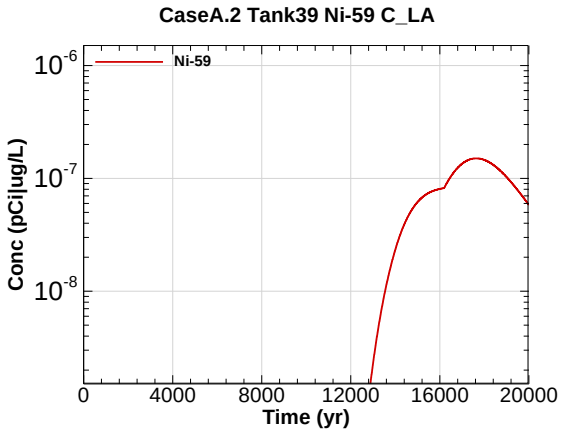

Figure R.10-45 - 100m Aquifer Concentration for CaseA.2 Tank39 Ni-59 C_LA

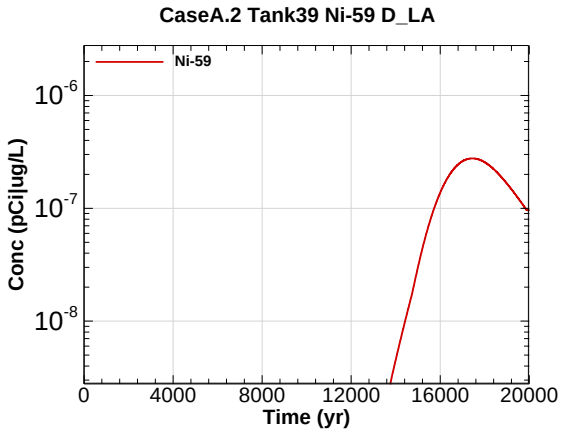

Figure R.10-46 - 100m Aquifer Concentration for CaseA.2 Tank39 Ni-59 D_LA

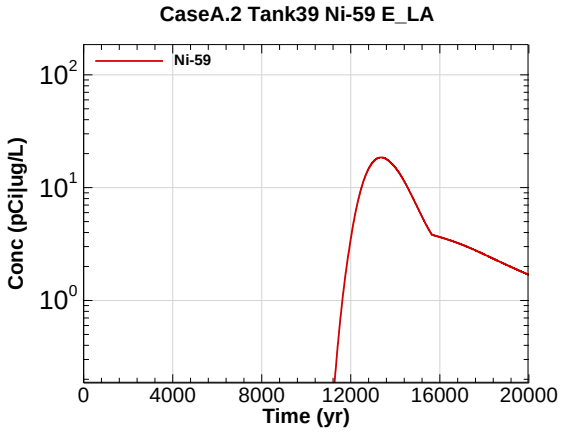

Figure R.10-47 - 100m Aquifer Concentration for CaseA.2 Tank39 Ni-59 E_LA

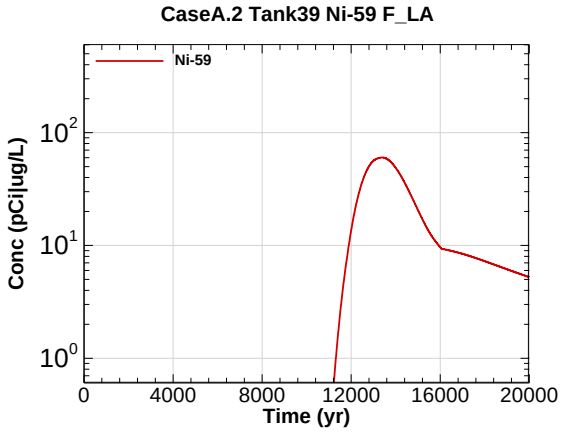

Figure R.10-48 - 100m Aquifer Concentration for CaseA.2 Tank39 Ni-59 F_LA

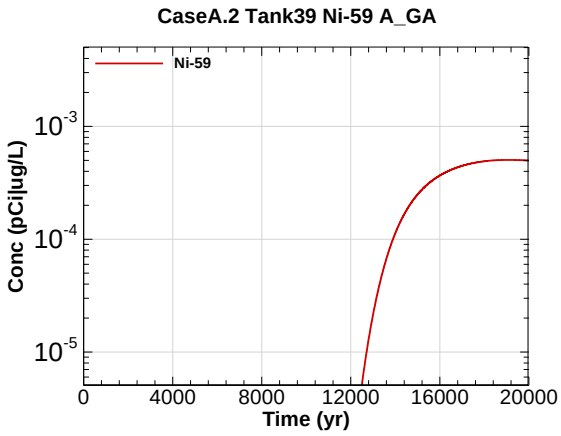

Figure R.10-49 - 100m Aquifer Concentration for CaseA.2 Tank39 Ni-59 A_GA

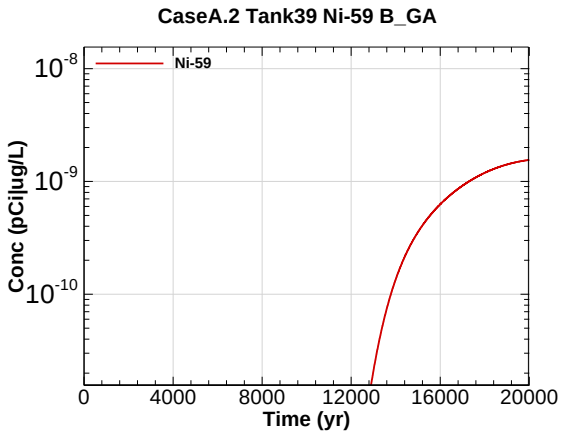

Figure R.10-50 - 100m Aquifer Concentration for CaseA.2 Tank39 Ni-59 B_GA

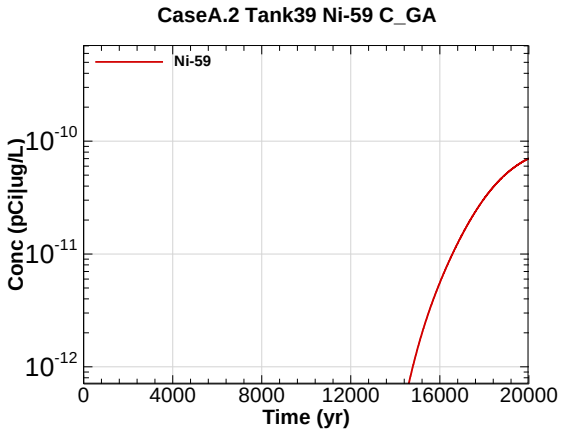

Figure R.10-51 - 100m Aquifer Concentration for CaseA.2 Tank39 Ni-59 C_GA

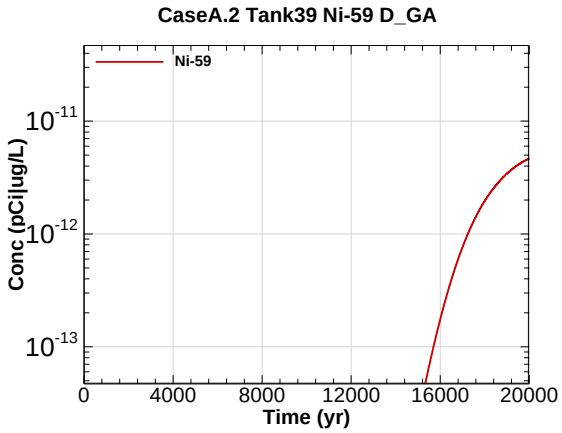

Figure R.10-52 - 100m Aquifer Concentration for CaseA.2 Tank39 Ni-59 D_GA

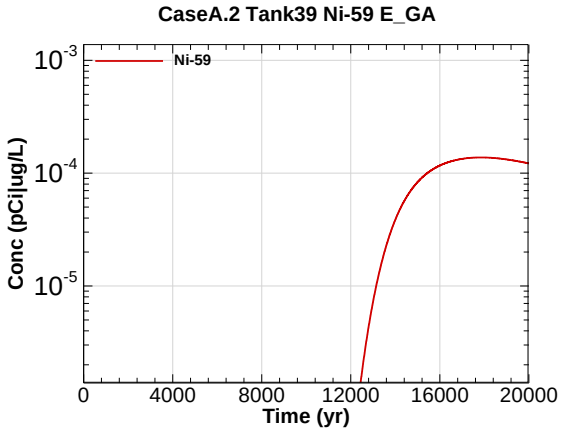

Figure R.10-53 - 100m Aquifer Concentration for CaseA.2 Tank39 Ni-59 E_GA

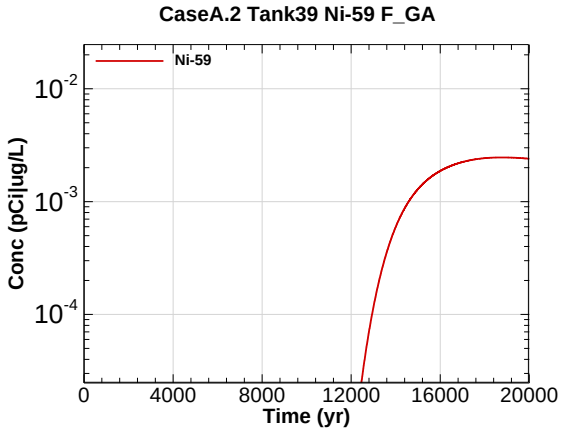

Figure R.10-54 - 100m Aquifer Concentration for CaseA.2 Tank39 Ni-59 F_GA

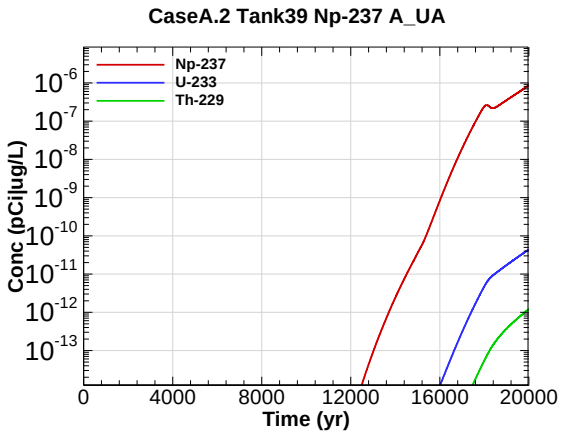

Figure R.10-55 - 100m Aquifer Concentration for CaseA.2 Tank39 Np-237 A_UA

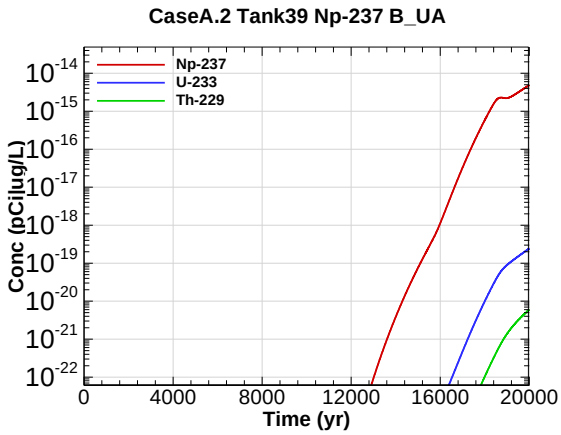

Figure R.10-56 - 100m Aquifer Concentration for CaseA.2 Tank39 Np-237 B_UA

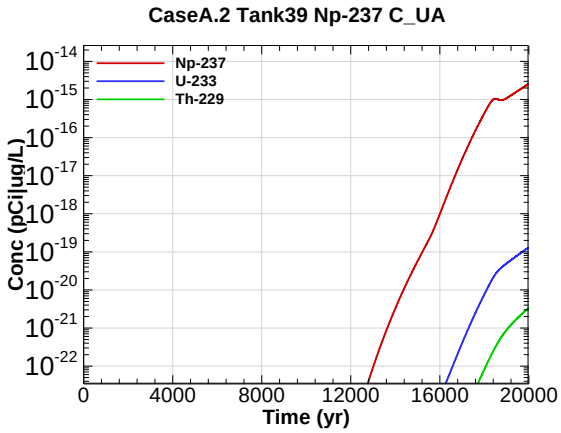

Figure R.10-57 - 100m Aquifer Concentration for CaseA.2 Tank39 Np-237 C_UA

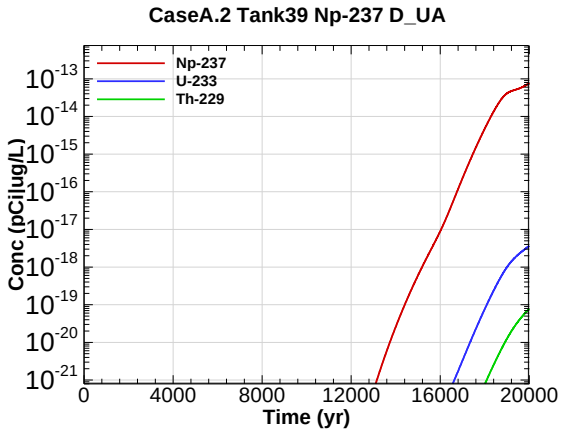

Figure R.10-58 - 100m Aquifer Concentration for CaseA.2 Tank39 Np-237 D_UA

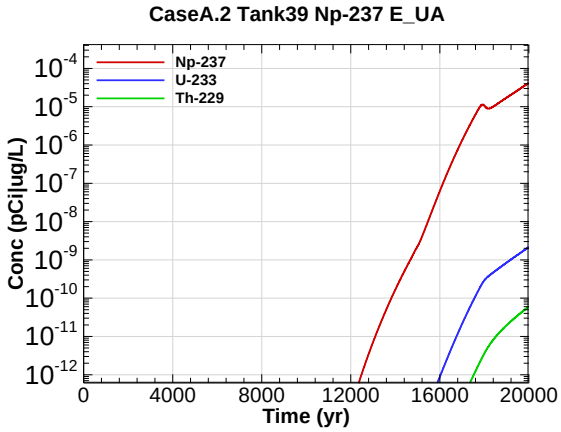

Figure R.10-59 - 100m Aquifer Concentration for CaseA.2 Tank39 Np-237 E_UA

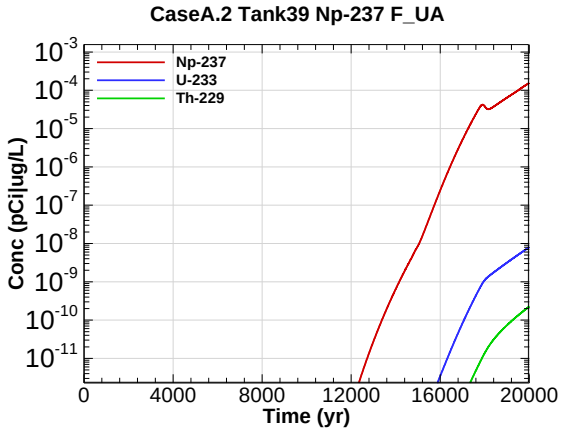

Figure R.10-60 - 100m Aquifer Concentration for CaseA.2 Tank39 Np-237 F_UA

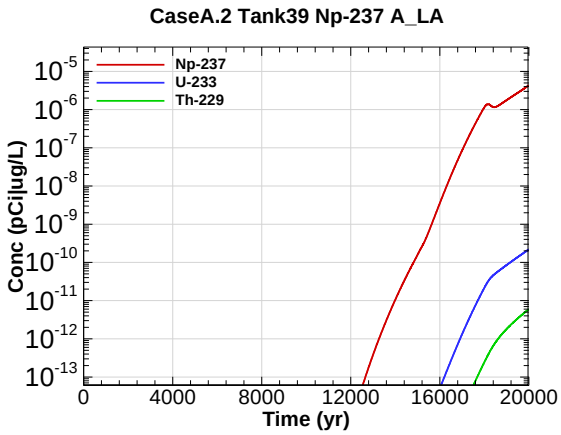

Figure R.10-61 - 100m Aquifer Concentration for CaseA.2 Tank39 Np-237 A_LA

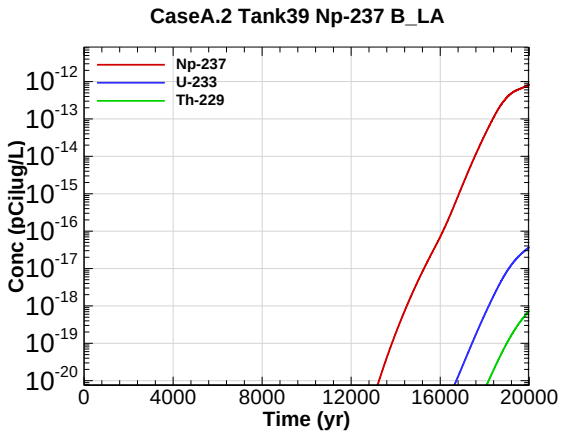

Figure R.10-62 - 100m Aquifer Concentration for CaseA.2 Tank39 Np-237 B_LA

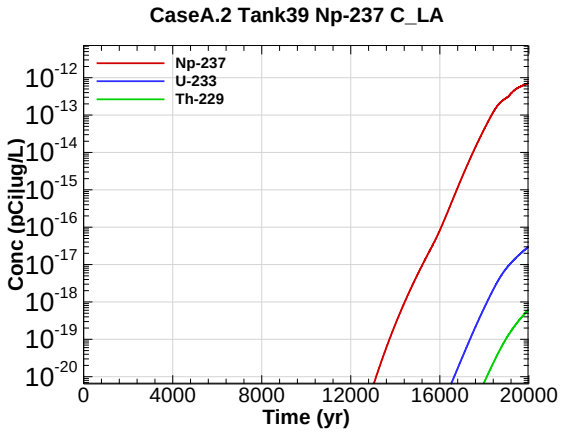

Figure R.10-63 - 100m Aquifer Concentration for CaseA.2 Tank39 Np-237 C_LA

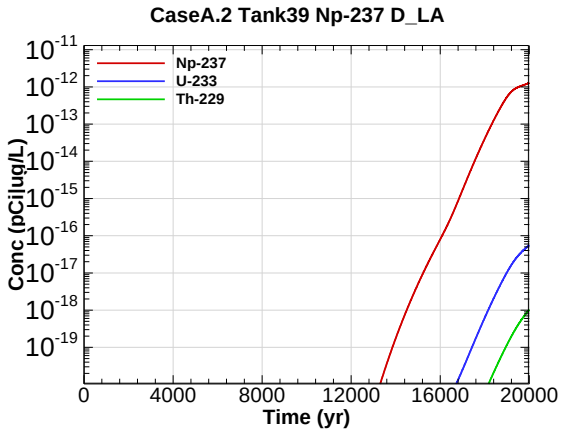

Figure R.10-64 - 100m Aquifer Concentration for CaseA.2 Tank39 Np-237 D_LA

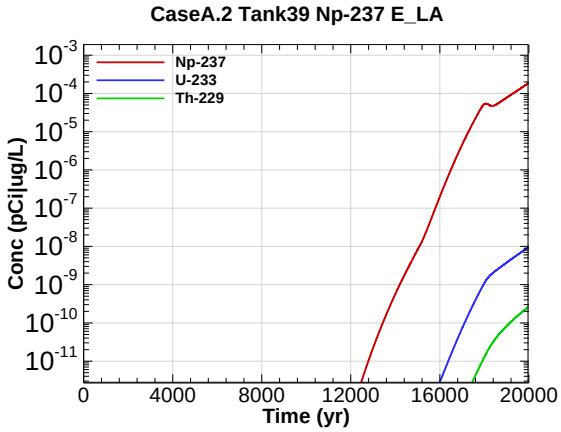

Figure R.10-65 - 100m Aquifer Concentration for CaseA.2 Tank39 Np-237 E_LA

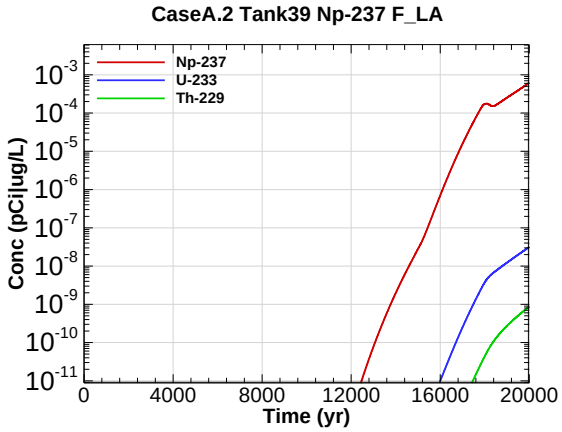

Figure R.10-66 - 100m Aquifer Concentration for CaseA.2 Tank39 Np-237 F_LA

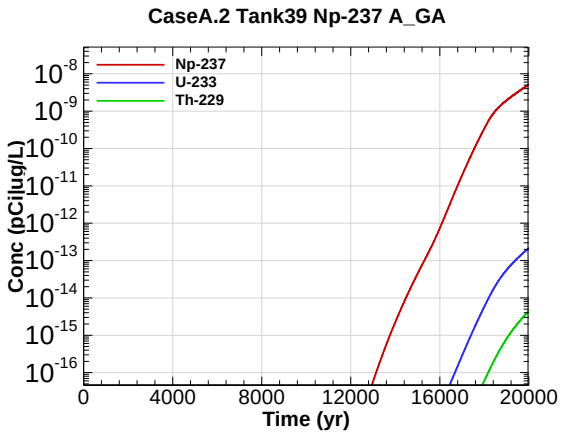

Figure R.10-67 - 100m Aquifer Concentration for CaseA.2 Tank39 Np-237 A_GA

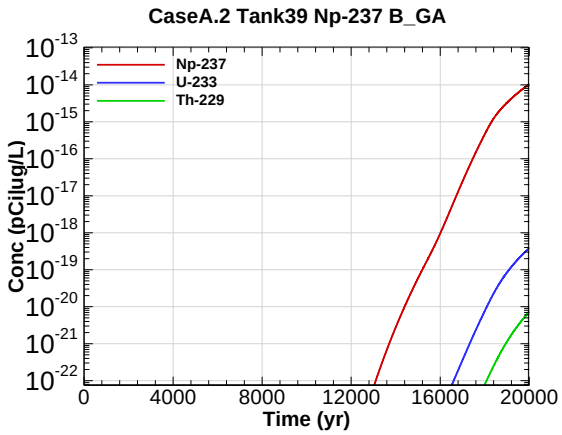

Figure R.10-68 - 100m Aquifer Concentration for CaseA.2 Tank39 Np-237 B_GA

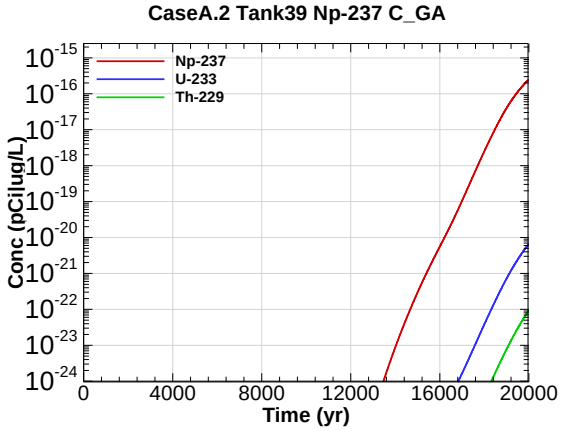

Figure R.10-69 - 100m Aquifer Concentration for CaseA.2 Tank39 Np-237 C_GA

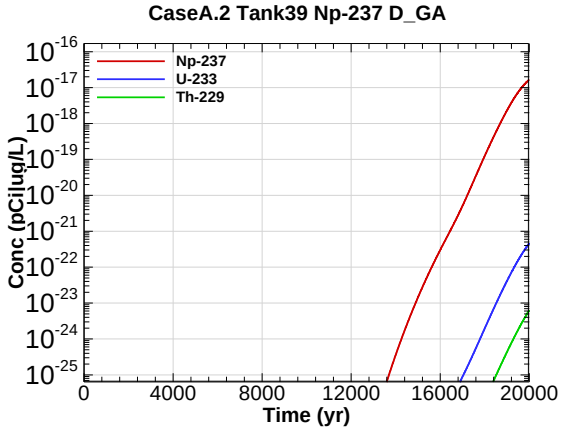

Figure R.10-70 - 100m Aquifer Concentration for CaseA.2 Tank39 Np-237 D_GA

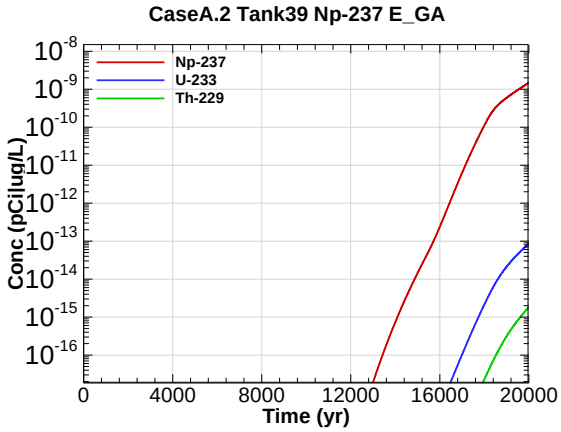

Figure R.10-71 - 100m Aquifer Concentration for CaseA.2 Tank39 Np-237 E_GA

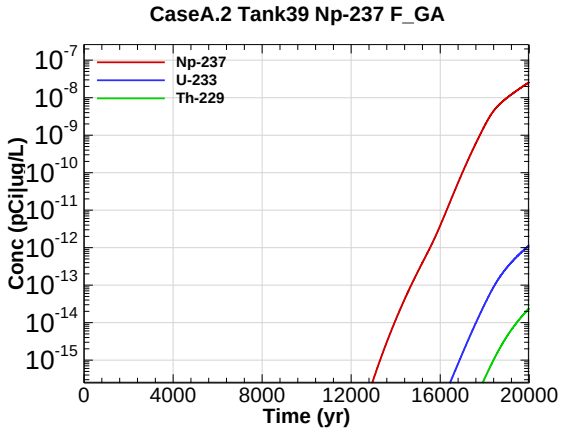

Figure R.10-72 - 100m Aquifer Concentration for CaseA.2 Tank39 Np-237 F_GA

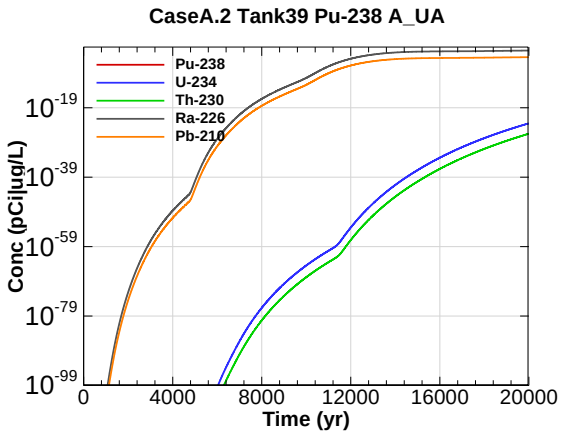

Figure R.10-73 - 100m Aquifer Concentration for CaseA.2 Tank39 Pu-238 A_UA

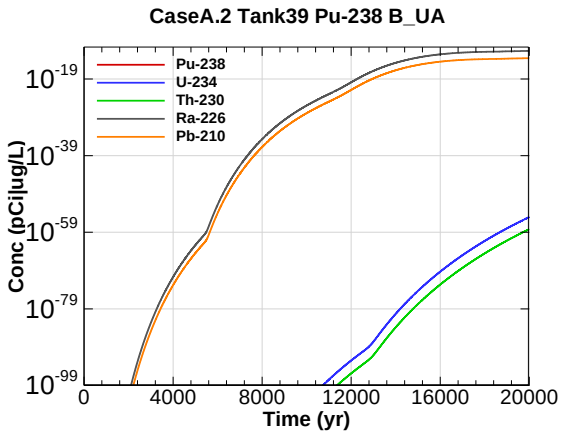

Figure R.10-74 - 100m Aquifer Concentration for CaseA.2 Tank39 Pu-238 B_UA

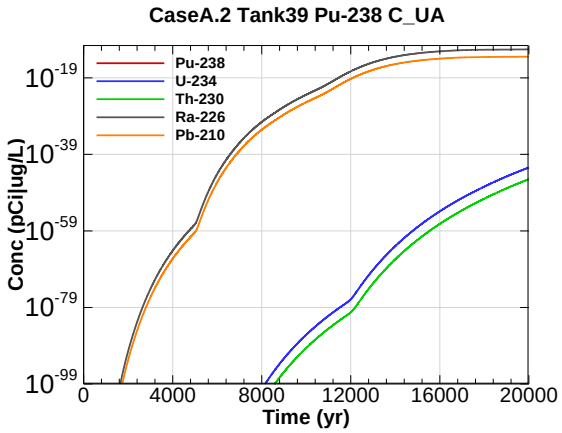

Figure R.10-75 - 100m Aquifer Concentration for CaseA.2 Tank39 Pu-238 C_UA

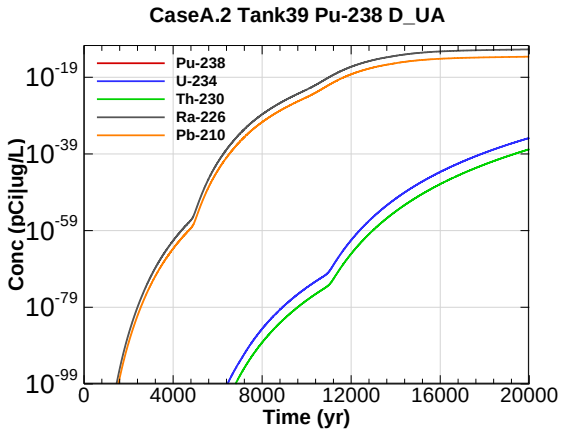

Figure R.10-76 - 100m Aquifer Concentration for CaseA.2 Tank39 Pu-238 D_UA

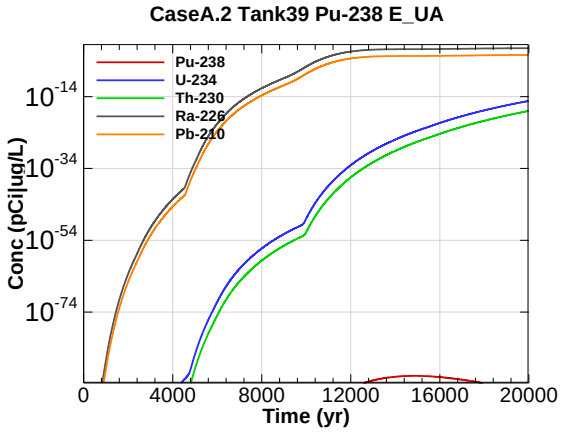

Figure R.10-77 - 100m Aquifer Concentration for CaseA.2 Tank39 Pu-238 E_UA

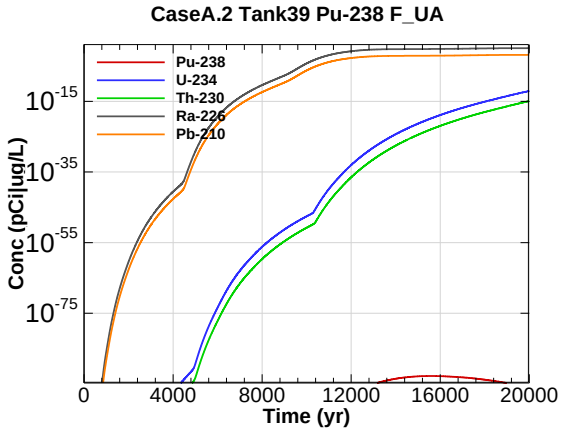

Figure R.10-78 - 100m Aquifer Concentration for CaseA.2 Tank39 Pu-238 F_UA

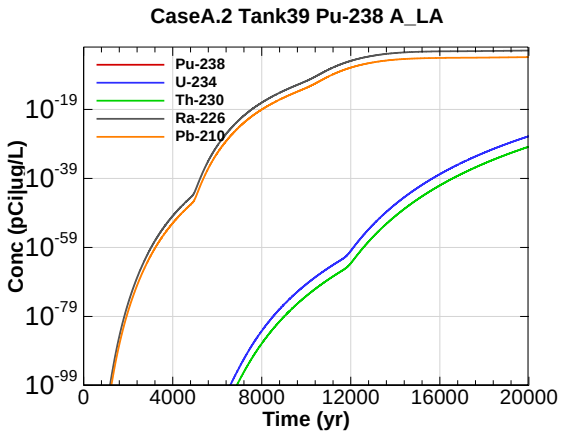

Figure R.10-79 - 100m Aquifer Concentration for CaseA.2 Tank39 Pu-238 A_LA

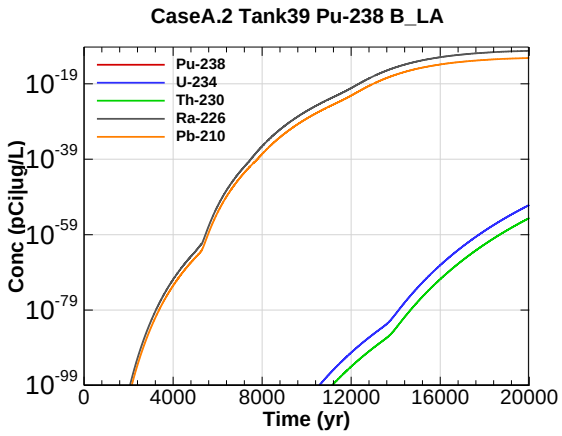

Figure R.10-80 - 100m Aquifer Concentration for CaseA.2 Tank39 Pu-238 B_LA

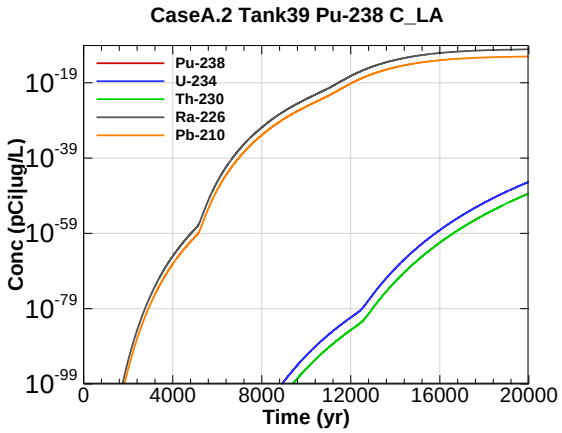

Figure R.10-81 - 100m Aquifer Concentration for CaseA.2 Tank39 Pu-238 C_LA

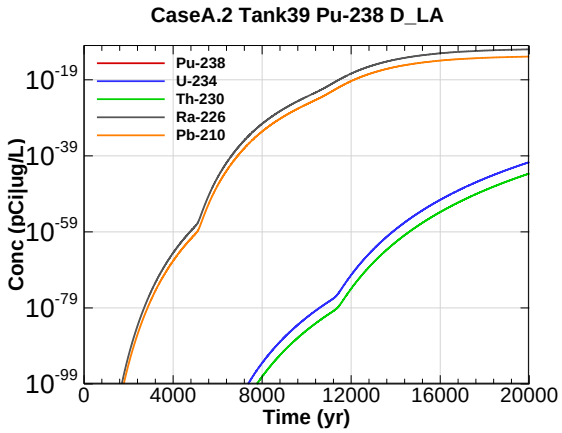

Figure R.10-82 - 100m Aquifer Concentration for CaseA.2 Tank39 Pu-238 D_LA

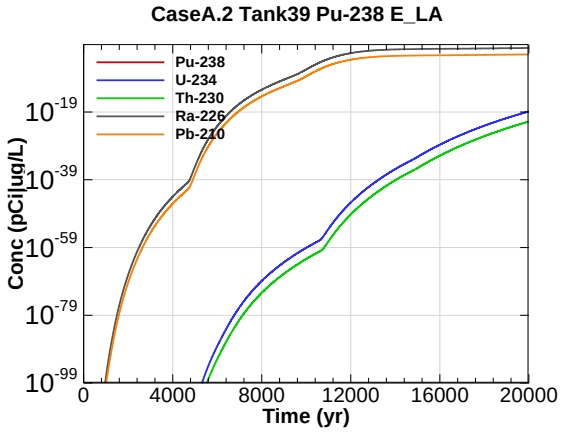

Figure R.10-83 - 100m Aquifer Concentration for CaseA.2 Tank39 Pu-238 E_LA

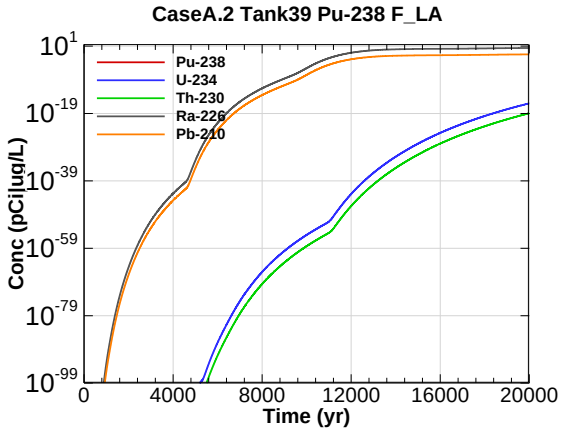

Figure R.10-84 - 100m Aquifer Concentration for CaseA.2 Tank39 Pu-238 F_LA

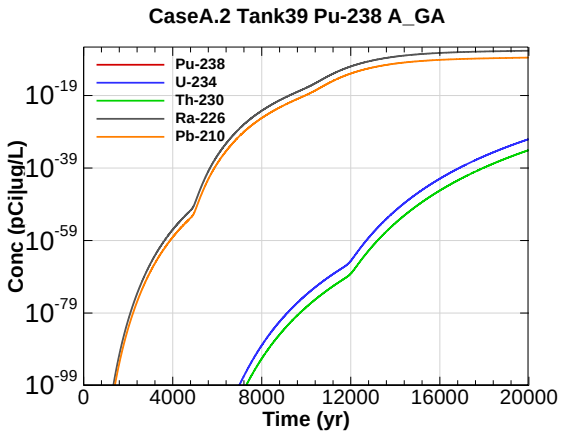

Figure R.10-85 - 100m Aquifer Concentration for CaseA.2 Tank39 Pu-238 A_GA

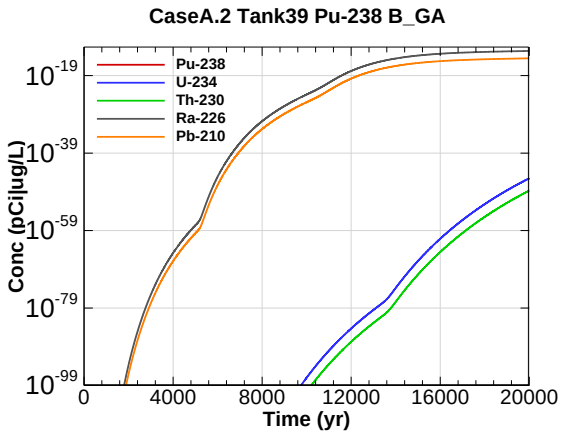

Figure R.10-86 - 100m Aquifer Concentration for CaseA.2 Tank39 Pu-238 B_GA

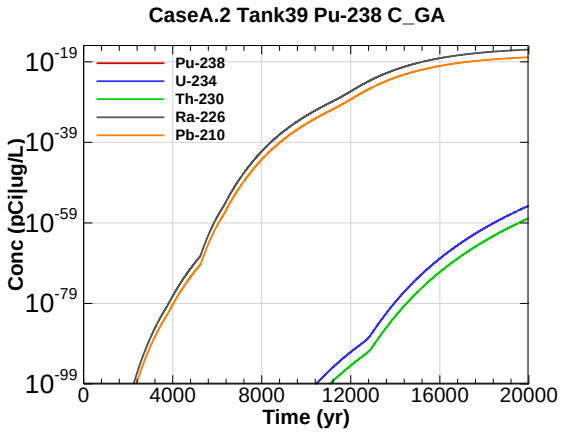

Figure R.10-87 - 100m Aquifer Concentration for CaseA.2 Tank39 Pu-238 C_GA

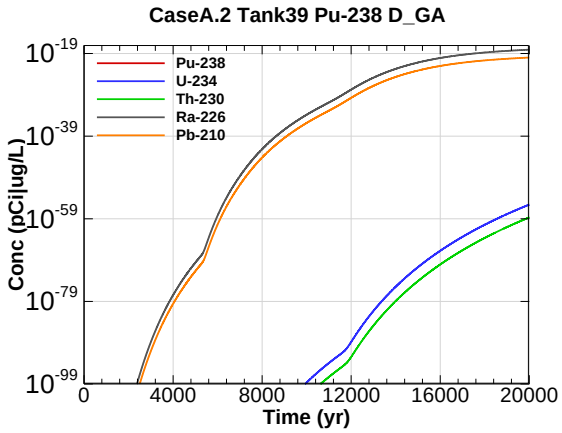

Figure R.10-88 - 100m Aquifer Concentration for CaseA.2 Tank39 Pu-238 D_GA

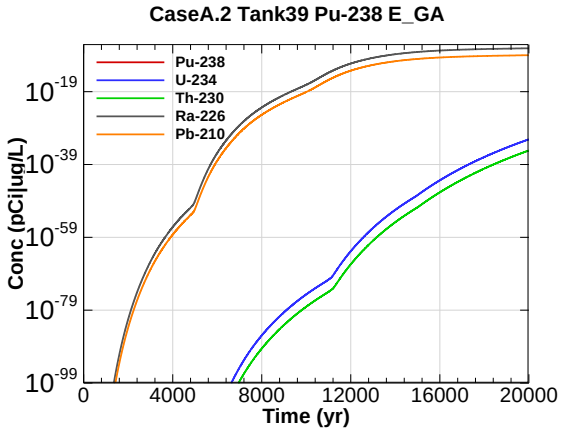

Figure R.10-89 - 100m Aquifer Concentration for CaseA.2 Tank39 Pu-238 E_GA

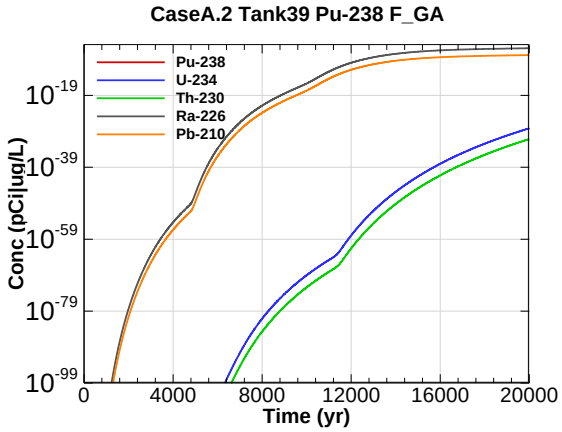

Figure R.10-90 - 100m Aquifer Concentration for CaseA.2 Tank39 Pu-238 F_GA

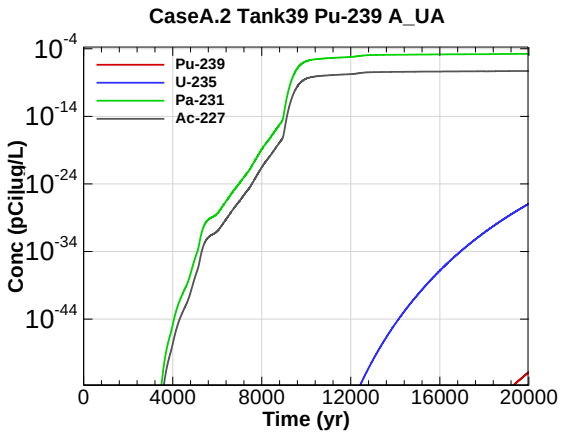

Figure R.10-91 - 100m Aquifer Concentration for CaseA.2 Tank39 Pu-239 A_UA

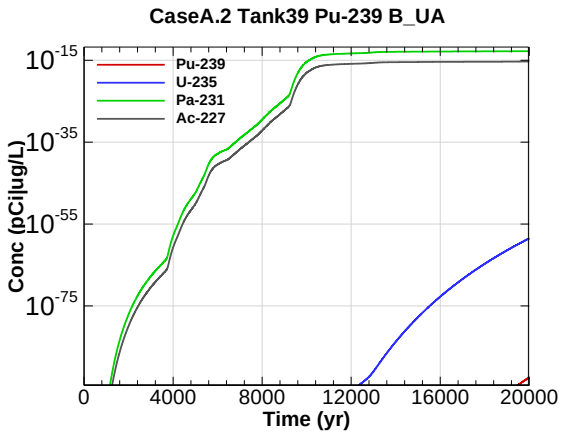

Figure R.10-92 - 100m Aquifer Concentration for CaseA.2 Tank39 Pu-239 B_UA

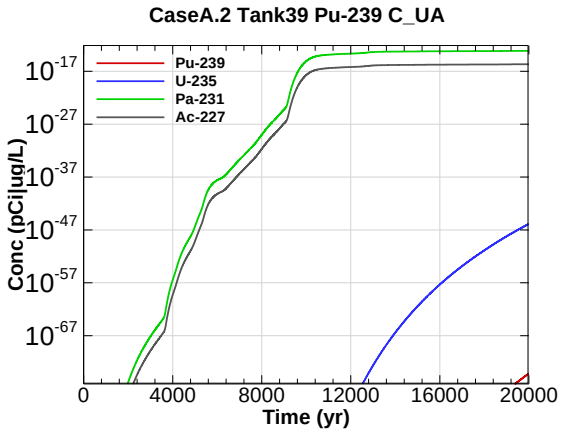

Figure R.10-93 - 100m Aquifer Concentration for CaseA.2 Tank39 Pu-239 C_UA

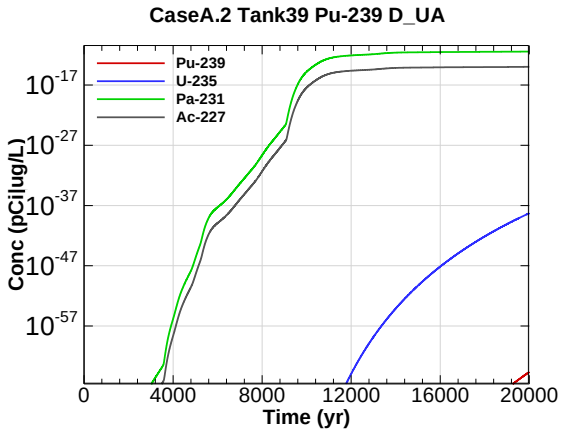

Figure R.10-94 - 100m Aquifer Concentration for CaseA.2 Tank39 Pu-239 D_UA

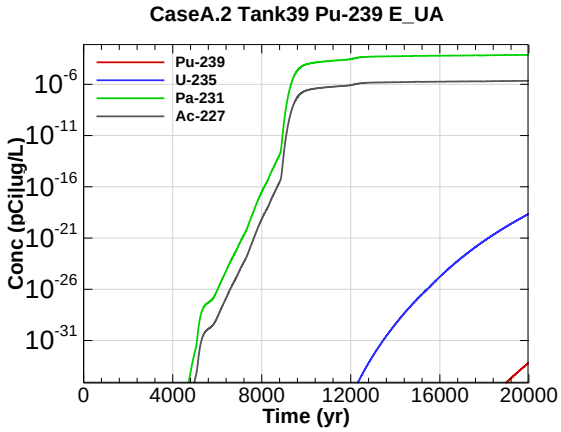

Figure R.10-95 - 100m Aquifer Concentration for CaseA.2 Tank39 Pu-239 E_UA

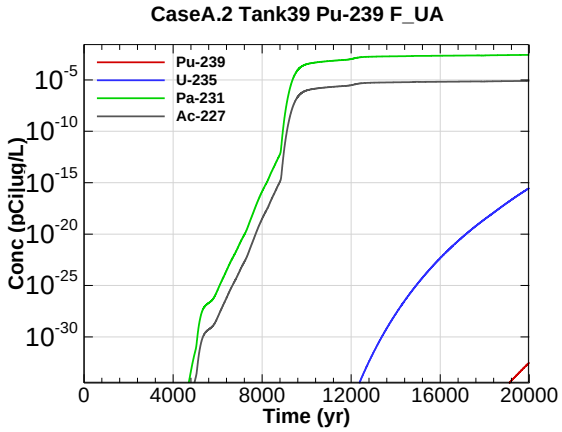

Figure R.10-96 - 100m Aquifer Concentration for CaseA.2 Tank39 Pu-239 F_UA

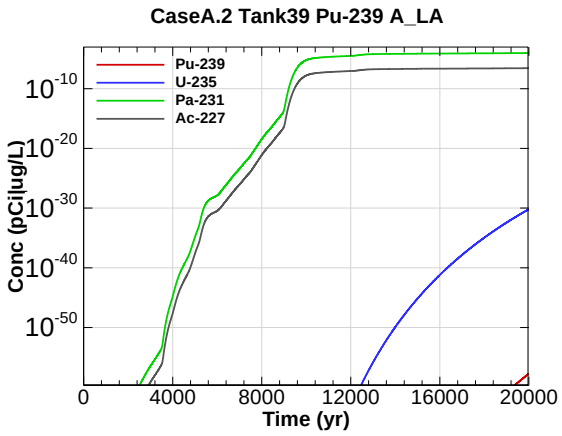

Figure R.10-97 - 100m Aquifer Concentration for CaseA.2 Tank39 Pu-239 A_LA

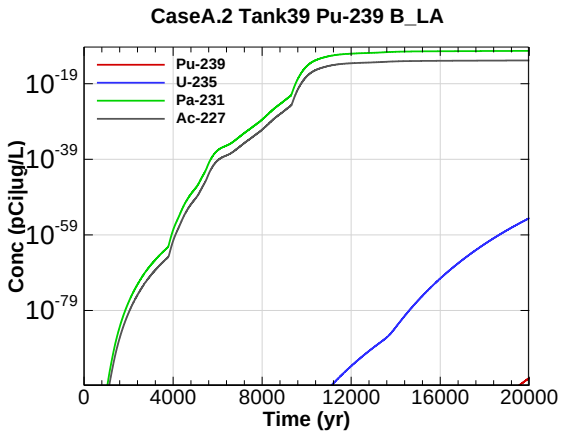

Figure R.10-98 - 100m Aquifer Concentration for CaseA.2 Tank39 Pu-239 B_LA

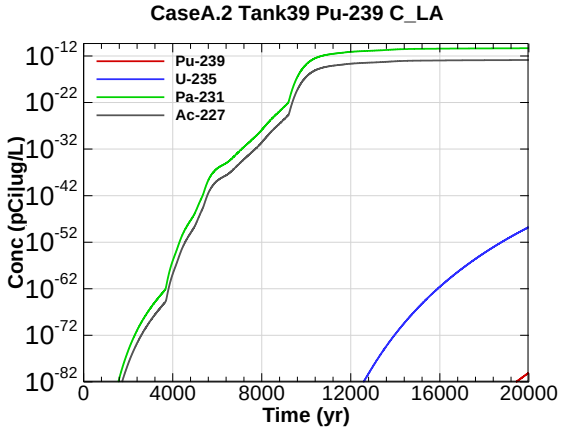

Figure R.10-99 - 100m Aquifer Concentration for CaseA.2 Tank39 Pu-239 C_LA

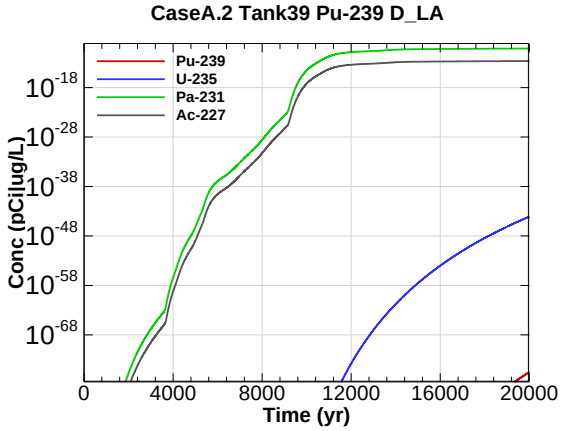

Figure R.10-100 - 100m Aquifer Concentration for CaseA.2 Tank39 Pu-239 D_LA

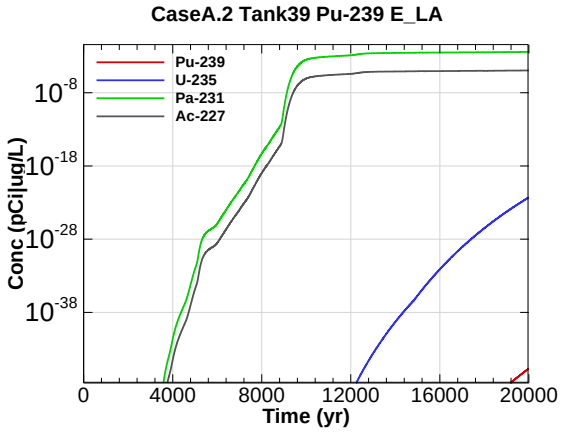

Figure R.10-101 - 100m Aquifer Concentration for CaseA.2 Tank39 Pu-239 E_LA

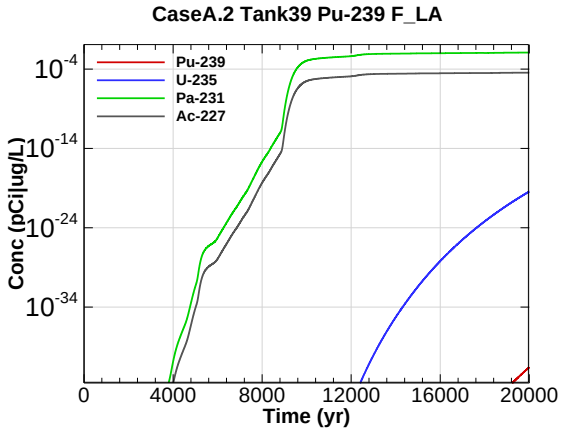

Figure R.10-102 - 100m Aquifer Concentration for CaseA.2 Tank39 Pu-239 F_LA

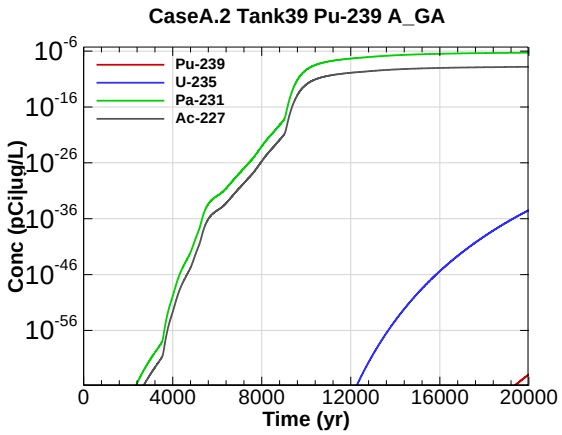

Figure R.10-103 - 100m Aquifer Concentration for CaseA.2 Tank39 Pu-239 A_GA

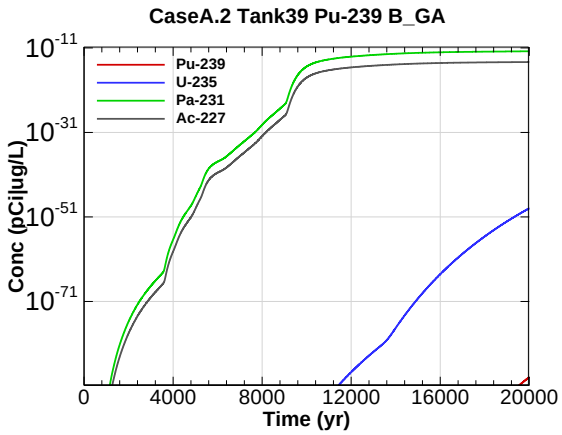

Figure R.10-104 - 100m Aquifer Concentration for CaseA.2 Tank39 Pu-239 B_GA

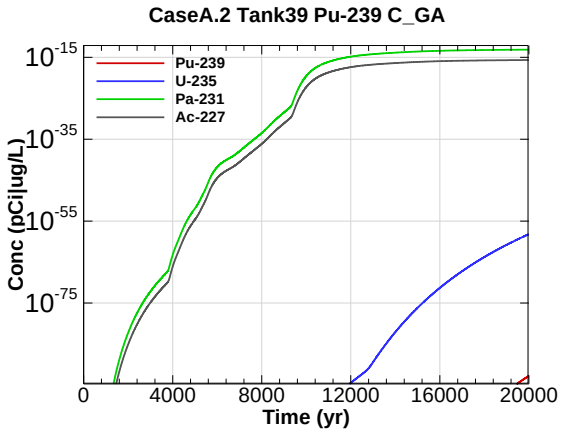

Figure R.10-105 - 100m Aquifer Concentration for CaseA.2 Tank39 Pu-239 C_GA

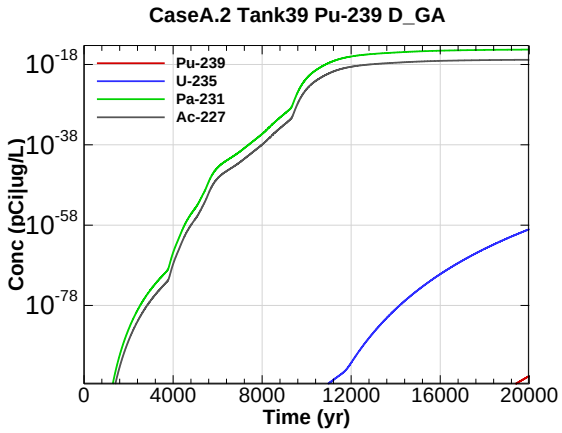

Figure R.10-106 - 100m Aquifer Concentration for CaseA.2 Tank39 Pu-239 D_GA

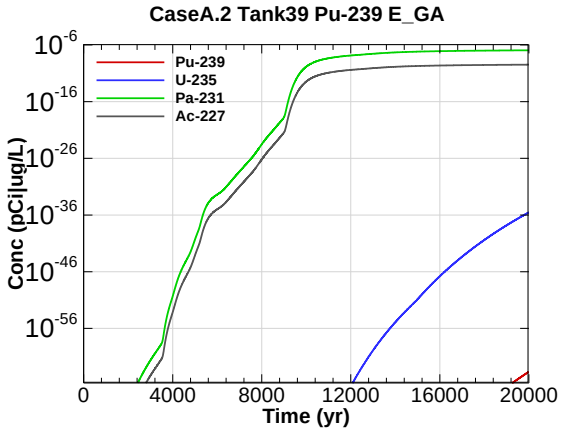

Figure R.10-107 - 100m Aquifer Concentration for CaseA.2 Tank39 Pu-239 E_GA

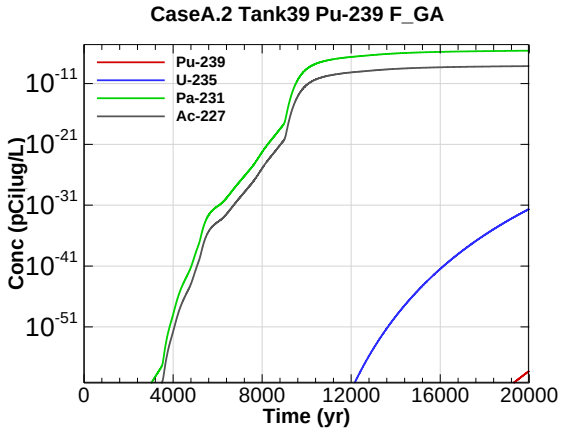

Figure R.10-108 - 100m Aquifer Concentration for CaseA.2 Tank39 Pu-239 F_GA

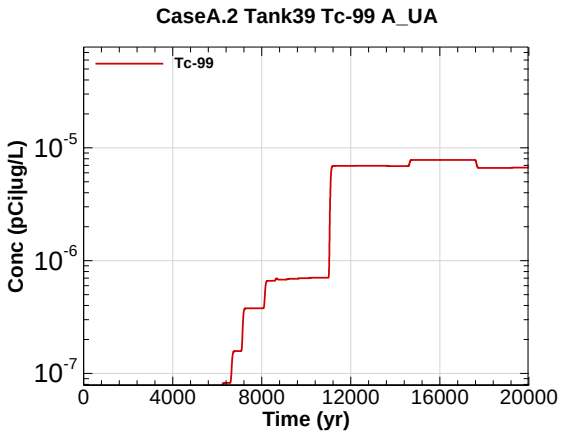

Figure R.10-109 - 100m Aquifer Concentration for CaseA.2 Tank39 Tc-99 A_UA

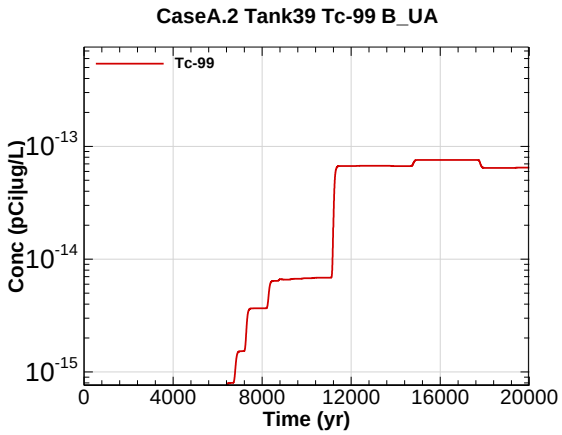

Figure R.10-110 - 100m Aquifer Concentration for CaseA.2 Tank39 Tc-99 B_UA

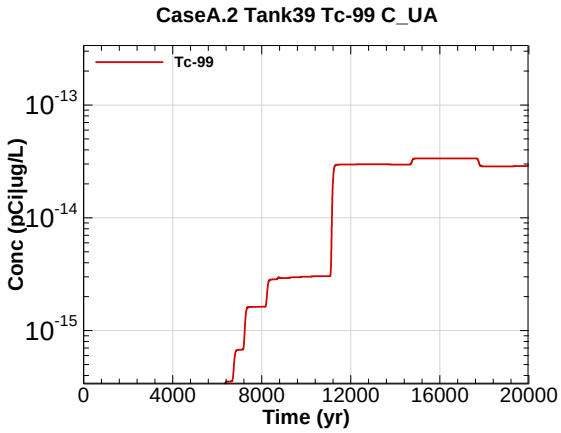

Figure R.10-111 - 100m Aquifer Concentration for CaseA.2 Tank39 Tc-99 C_UA

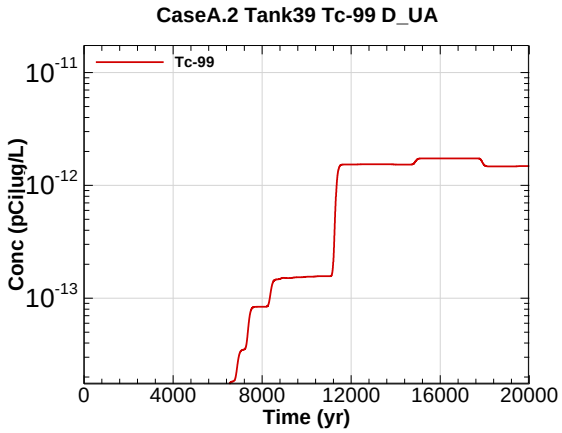

Figure R.10-112 - 100m Aquifer Concentration for CaseA.2 Tank39 Tc-99 D_UA

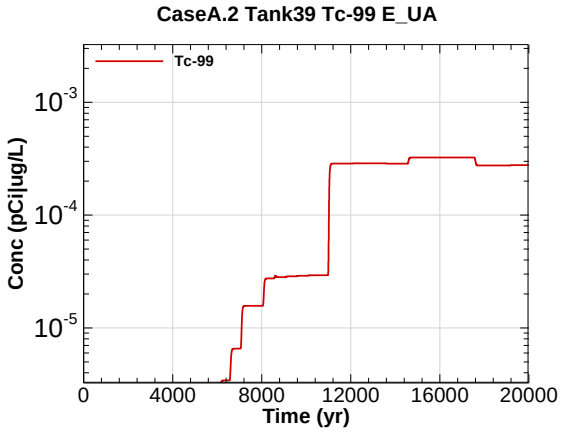

Figure R.10-113 - 100m Aquifer Concentration for CaseA.2 Tank39 Tc-99 E_UA

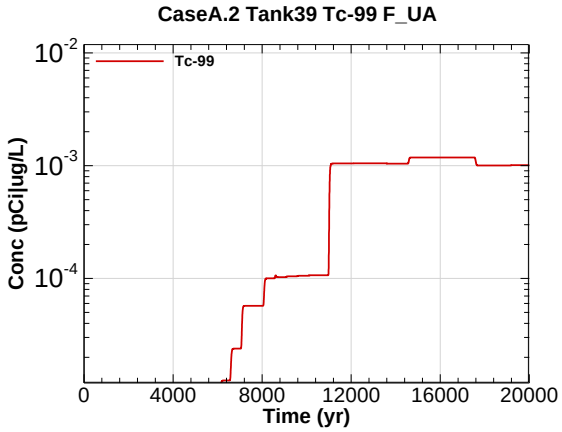

Figure R.10-114 - 100m Aquifer Concentration for CaseA.2 Tank39 Tc-99 F_UA

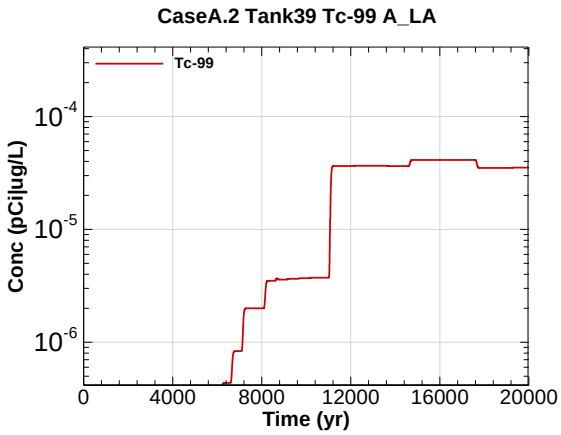

Figure R.10-115 - 100m Aquifer Concentration for CaseA.2 Tank39 Tc-99 A_LA

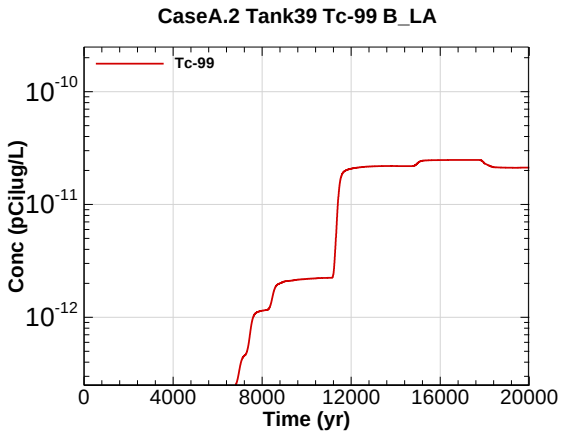

Figure R.10-116 - 100m Aquifer Concentration for CaseA.2 Tank39 Tc-99 B_LA

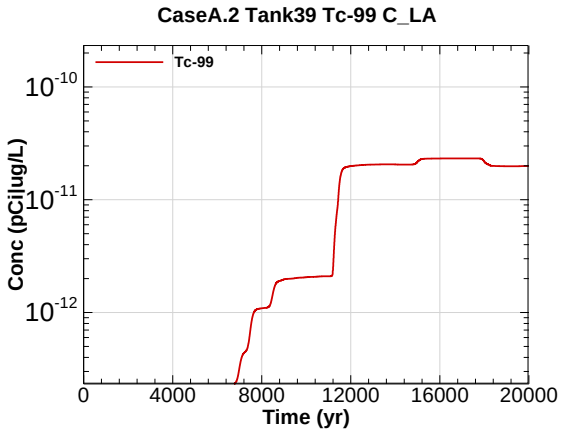

Figure R.10-117 - 100m Aquifer Concentration for CaseA.2 Tank39 Tc-99 C_LA

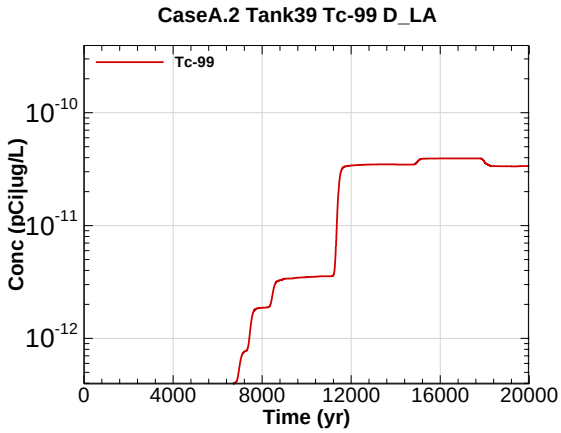

Figure R.10-118 - 100m Aquifer Concentration for CaseA.2 Tank39 Tc-99 D_LA

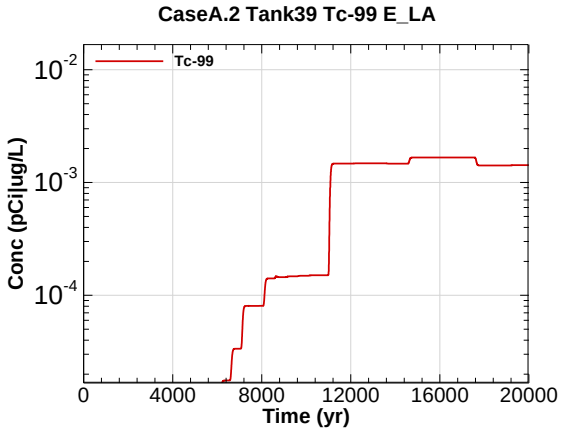

Figure R.10-119 - 100m Aquifer Concentration for CaseA.2 Tank39 Tc-99 E_LA

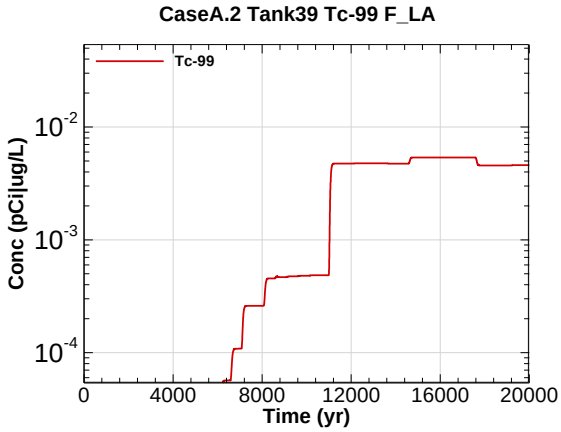

Figure R.10-120 - 100m Aquifer Concentration for CaseA.2 Tank39 Tc-99 F_LA

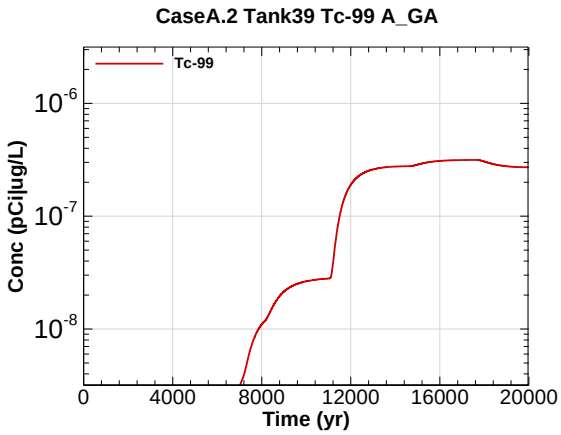

Figure R.10-121 - 100m Aquifer Concentration for CaseA.2 Tank39 Tc-99 A_GA

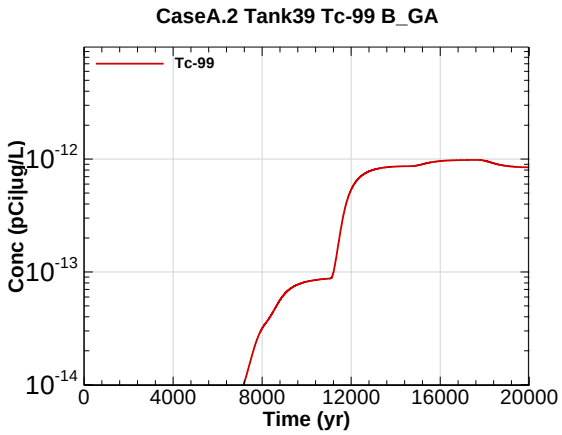

Figure R.10-122 - 100m Aquifer Concentration for CaseA.2 Tank39 Tc-99 B_GA

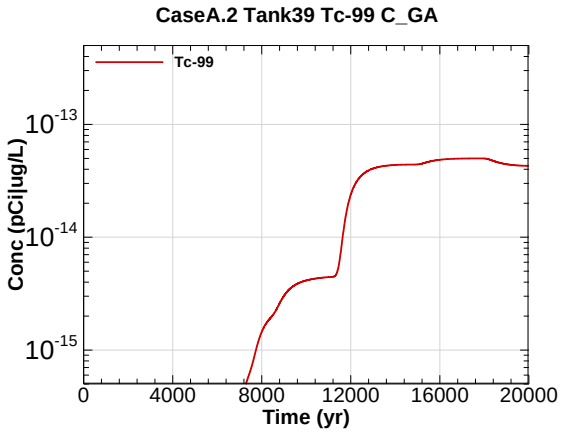

Figure R.10-123 - 100m Aquifer Concentration for CaseA.2 Tank39 Tc-99 C_GA

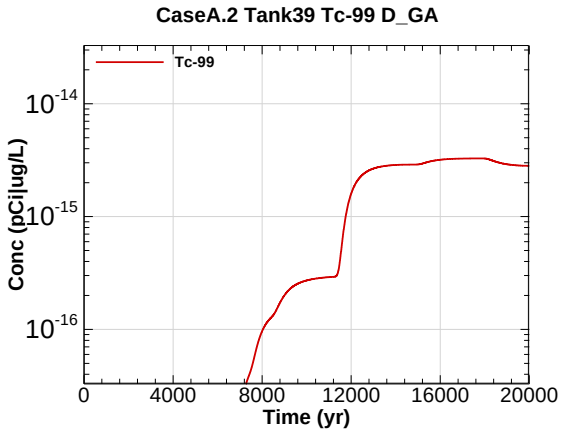

Figure R.10-124 - 100m Aquifer Concentration for CaseA.2 Tank39 Tc-99 D_GA

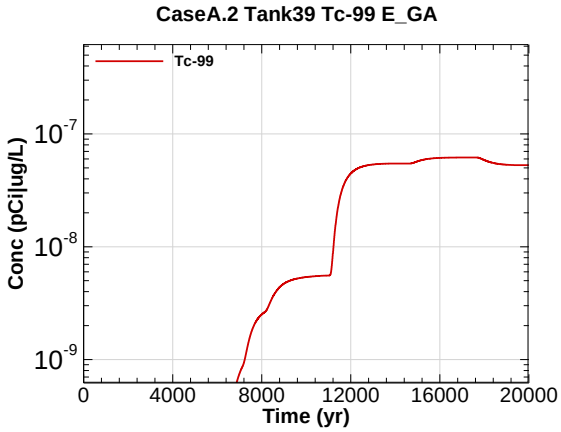

Figure R.10-125 - 100m Aquifer Concentration for CaseA.2 Tank39 Tc-99 E_GA

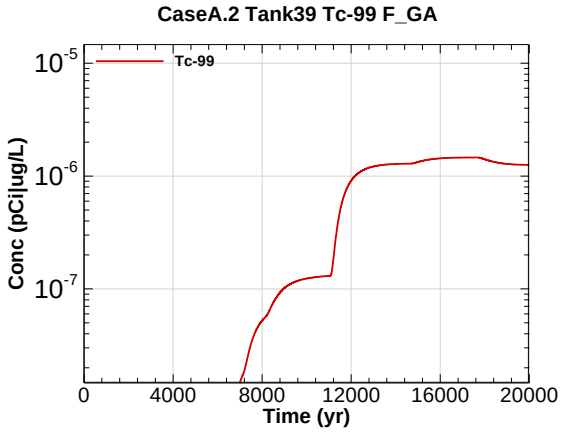

Figure R.10-126 - 100m Aquifer Concentration for CaseA.2 Tank39 Tc-99 F_GA

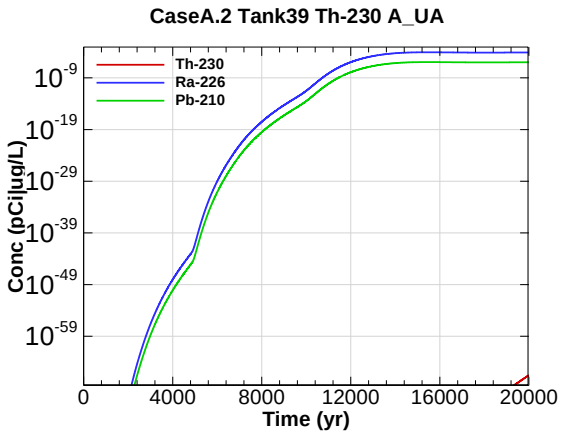

Figure R.10-127 - 100m Aquifer Concentration for CaseA.2 Tank39 Th-230 A_UA

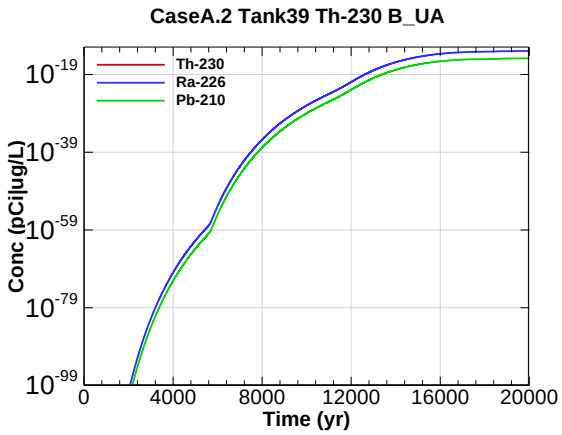

Figure R.10-128 - 100m Aquifer Concentration for CaseA.2 Tank39 Th-230 B_UA

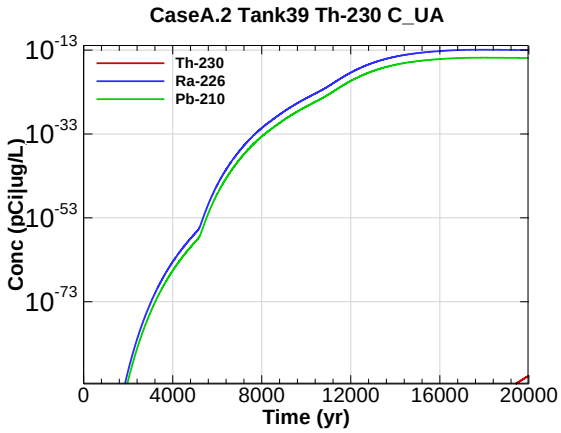

Figure R.10-129 - 100m Aquifer Concentration for CaseA.2 Tank39 Th-230 C_UA

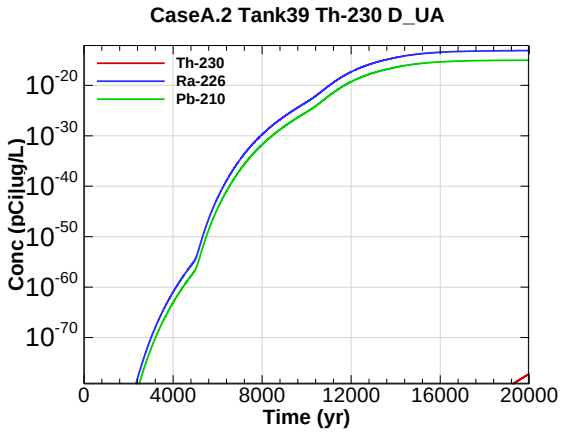

Figure R.10-130 - 100m Aquifer Concentration for CaseA.2 Tank39 Th-230 D_UA

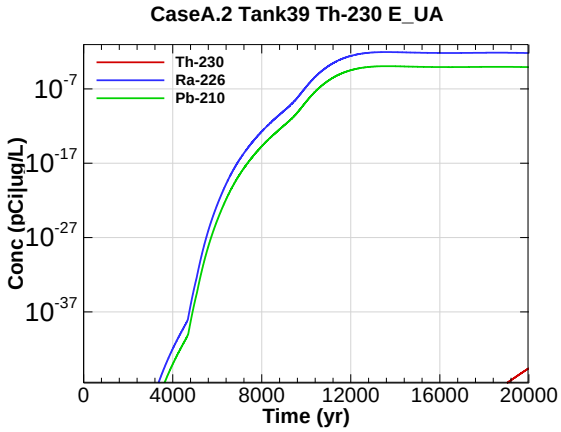

Figure R.10-131 - 100m Aquifer Concentration for CaseA.2 Tank39 Th-230 E_UA

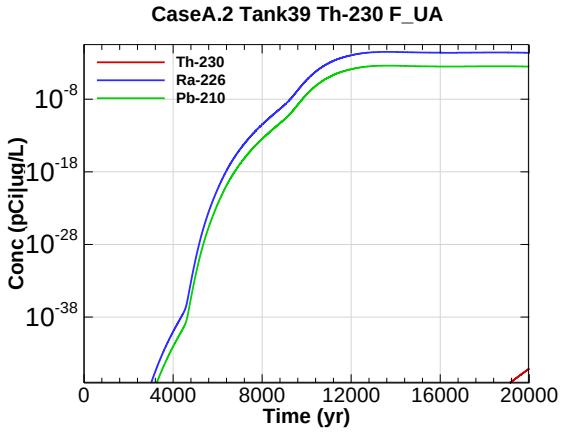

Figure R.10-132 - 100m Aquifer Concentration for CaseA.2 Tank39 Th-230 F_UA

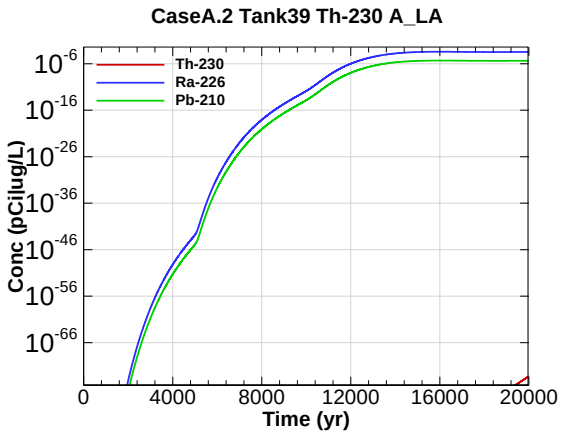

Figure R.10-133 - 100m Aquifer Concentration for CaseA.2 Tank39 Th-230 A_LA

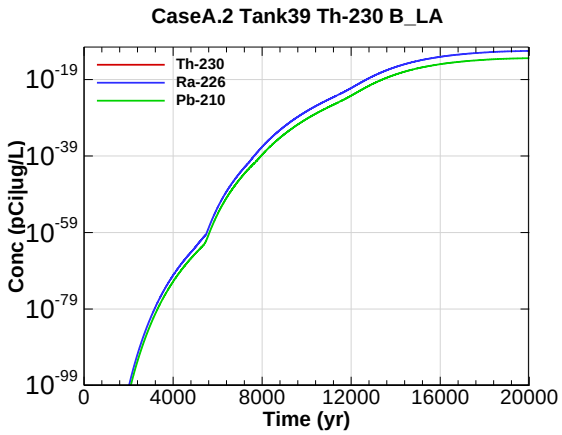

Figure R.10-134 - 100m Aquifer Concentration for CaseA.2 Tank39 Th-230 B_LA

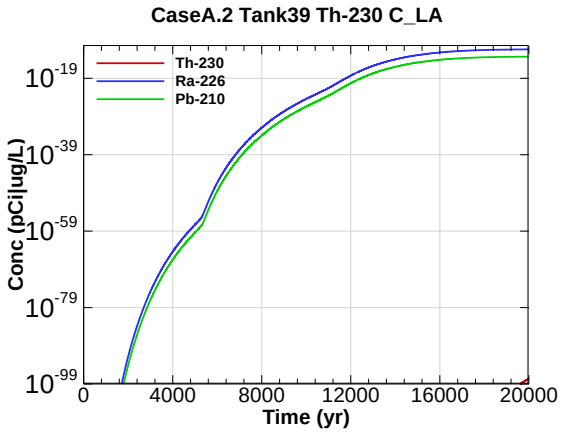

Figure R.10-135 - 100m Aquifer Concentration for CaseA.2 Tank39 Th-230 C_LA

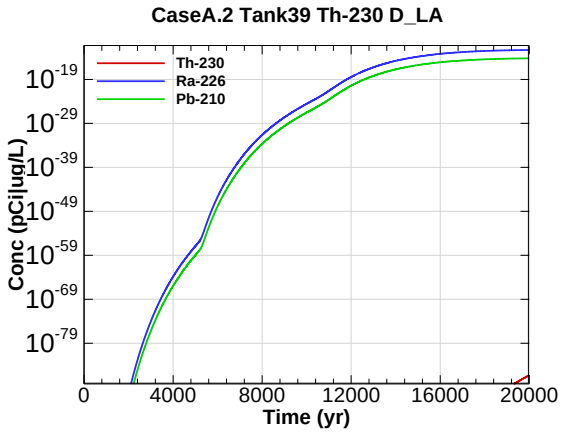

Figure R.10-136 - 100m Aquifer Concentration for CaseA.2 Tank39 Th-230 D_LA

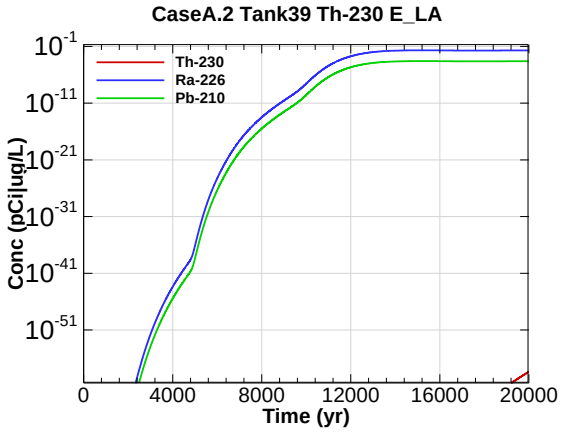

Figure R.10-137 - 100m Aquifer Concentration for CaseA.2 Tank39 Th-230 E_LA

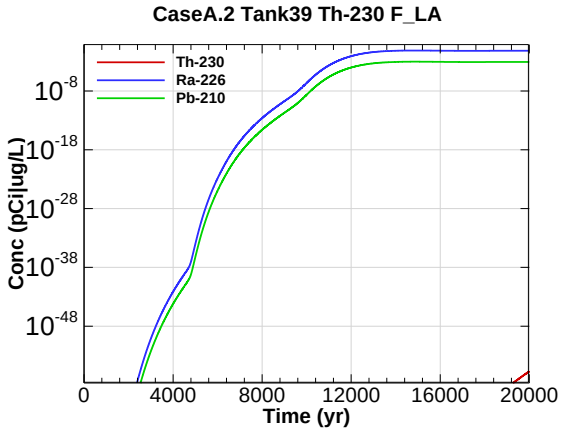

Figure R.10-138 - 100m Aquifer Concentration for CaseA.2 Tank39 Th-230 F_LA

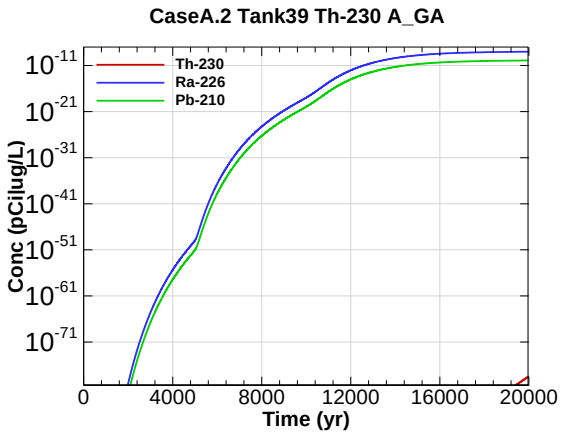

Figure R.10-139 - 100m Aquifer Concentration for CaseA.2 Tank39 Th-230 A_GA

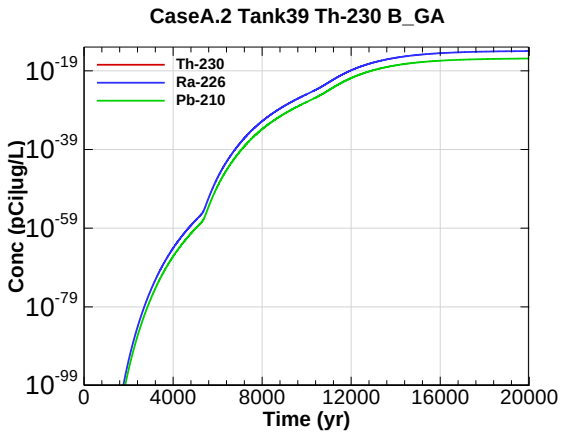

Figure R.10-140 - 100m Aquifer Concentration for CaseA.2 Tank39 Th-230 B_GA

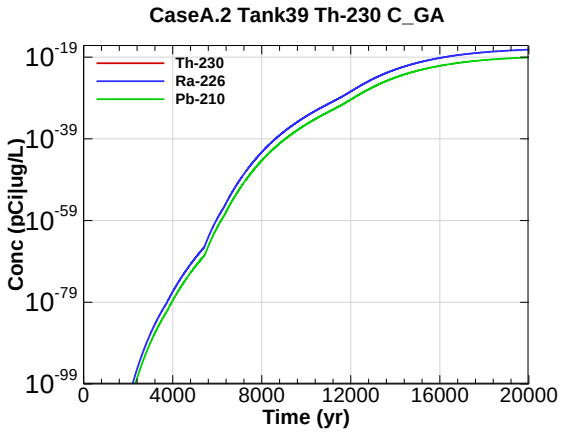

Figure R.10-141 - 100m Aquifer Concentration for CaseA.2 Tank39 Th-230 C_GA

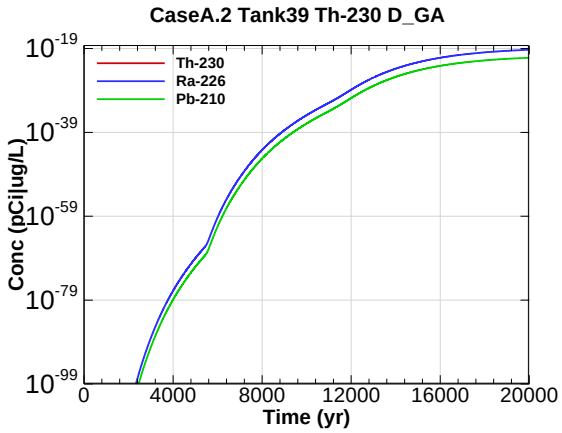

Figure R.10-142 - 100m Aquifer Concentration for CaseA.2 Tank39 Th-230 D_GA

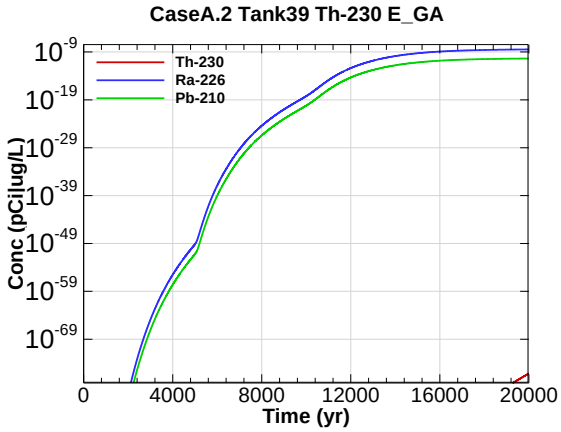

Figure R.10-143 - 100m Aquifer Concentration for CaseA.2 Tank39 Th-230 E_GA

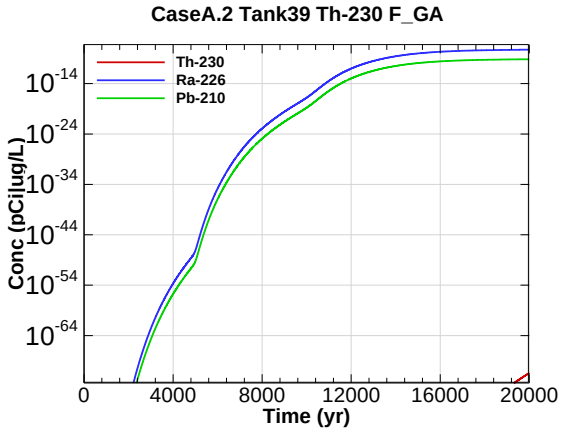

Figure R.10-144 - 100m Aquifer Concentration for CaseA.2 Tank39 Th-230 F_GA

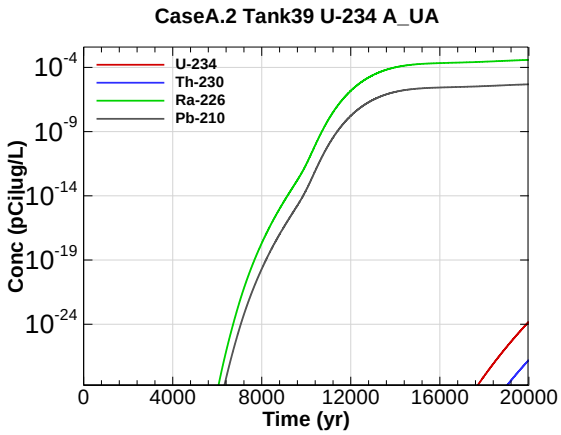

Figure R.10-145 - 100m Aquifer Concentration for CaseA.2 Tank39 U-234 A_UA

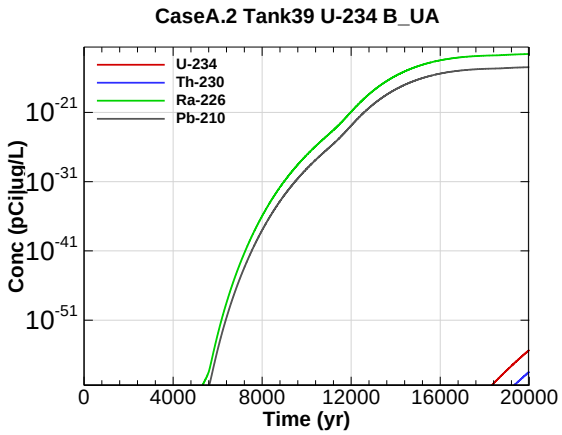

Figure R.10-146 - 100m Aquifer Concentration for CaseA.2 Tank39 U-234 B_UA

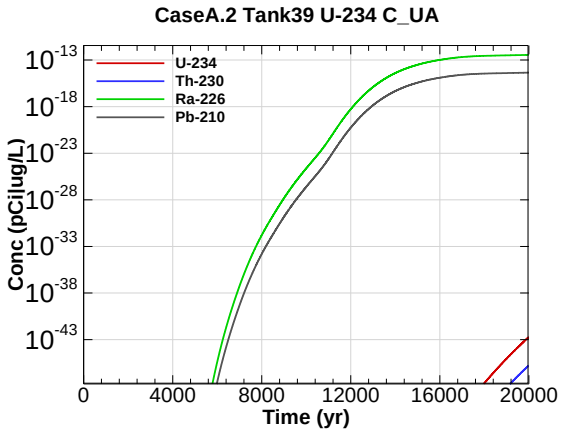

Figure R.10-147 - 100m Aquifer Concentration for CaseA.2 Tank39 U-234 C_UA

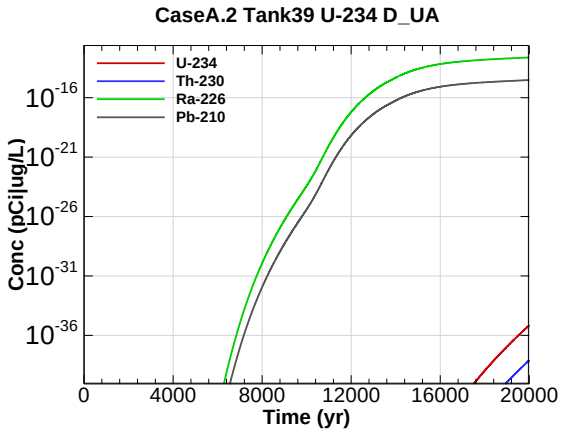

Figure R.10-148 - 100m Aquifer Concentration for CaseA.2 Tank39 U-234 D_UA

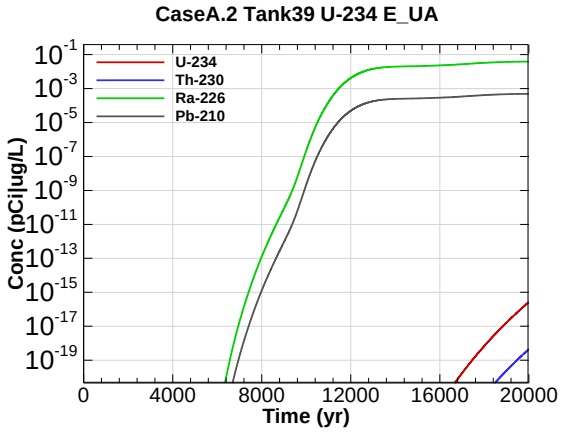

Figure R.10-149 - 100m Aquifer Concentration for CaseA.2 Tank39 U-234 E_UA

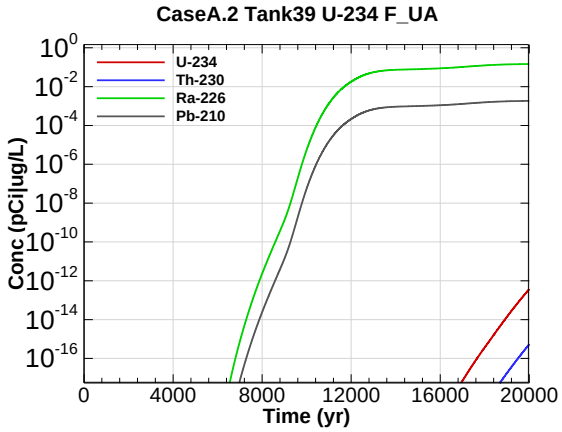

Figure R.10-150 - 100m Aquifer Concentration for CaseA.2 Tank39 U-234 F_UA

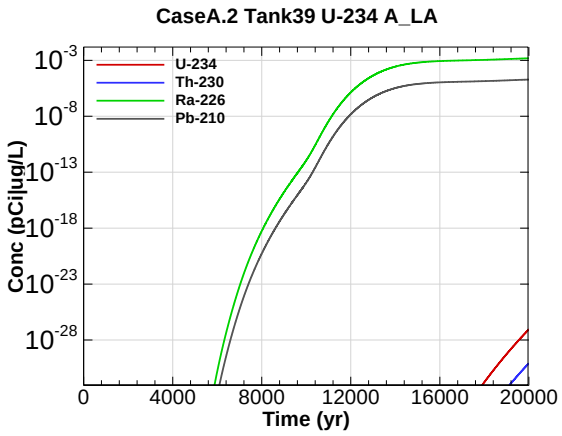

Figure R.10-151 - 100m Aquifer Concentration for CaseA.2 Tank39 U-234 A_LA

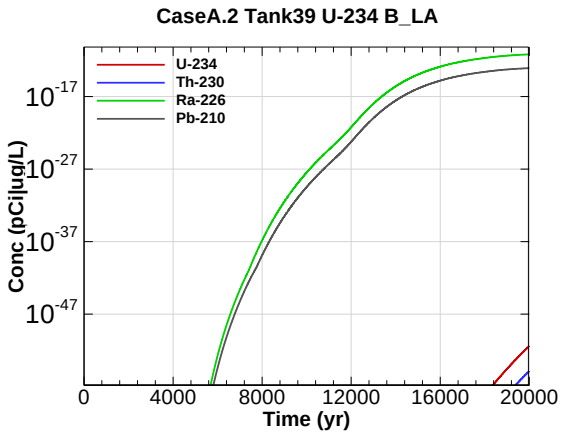

Figure R.10-152 - 100m Aquifer Concentration for CaseA.2 Tank39 U-234 B_LA

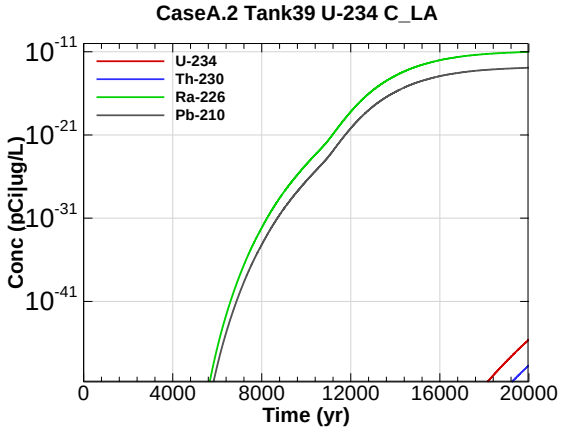

Figure R.10-153 - 100m Aquifer Concentration for CaseA.2 Tank39 U-234 C_LA

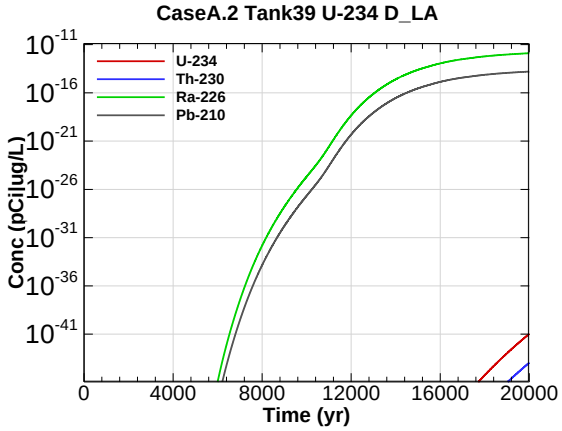

Figure R.10-154 - 100m Aquifer Concentration for CaseA.2 Tank39 U-234 D_LA

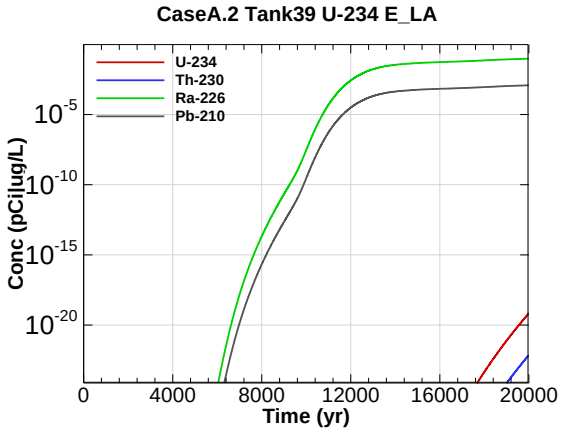

Figure R.10-155 - 100m Aquifer Concentration for CaseA.2 Tank39 U-234 E_LA

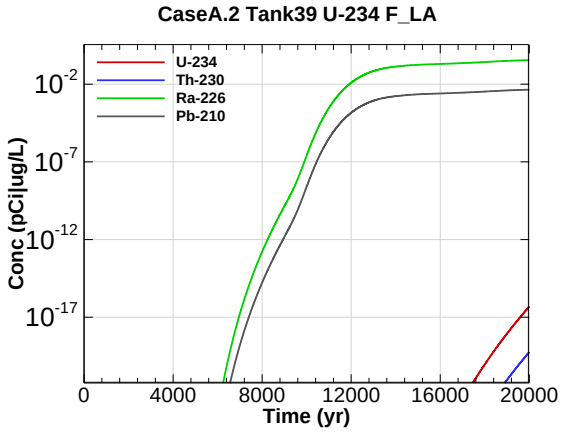

Figure R.10-156 - 100m Aquifer Concentration for CaseA.2 Tank39 U-234 F_LA

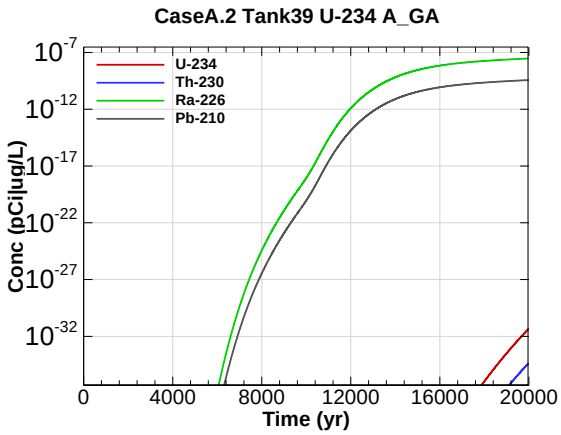

Figure R.10-157 - 100m Aquifer Concentration for CaseA.2 Tank39 U-234 A_GA

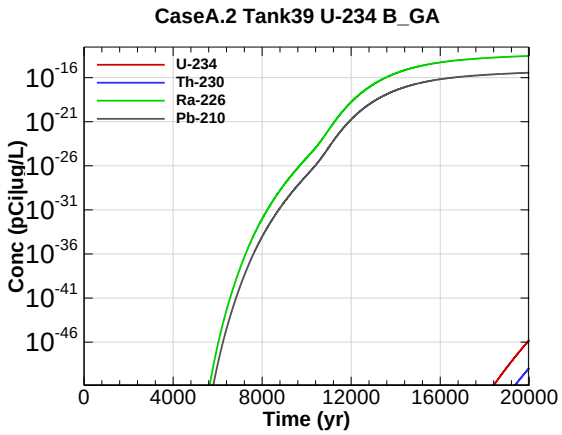

Figure R.10-158 - 100m Aquifer Concentration for CaseA.2 Tank39 U-234 B_GA

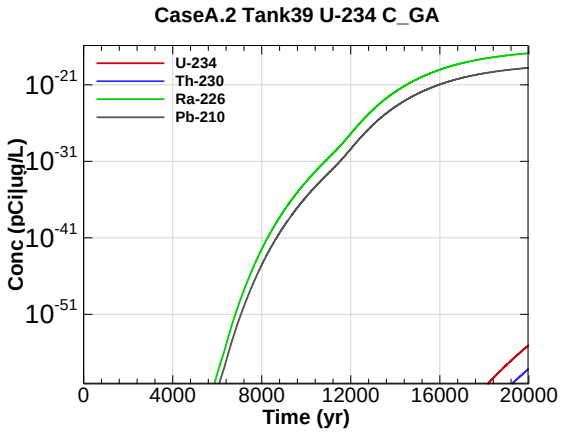

Figure R.10-159 - 100m Aquifer Concentration for CaseA.2 Tank39 U-234 C_GA

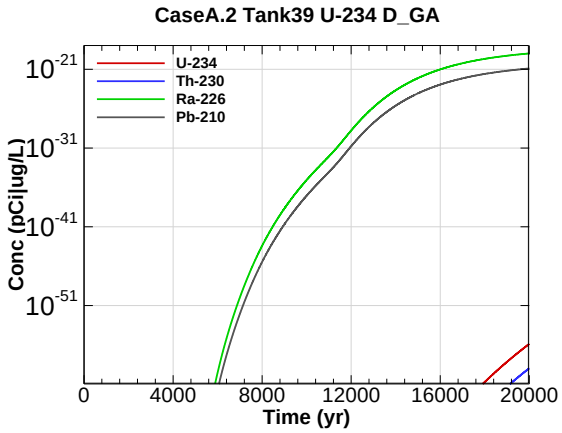

Figure R.10-160 - 100m Aquifer Concentration for CaseA.2 Tank39 U-234 D_GA

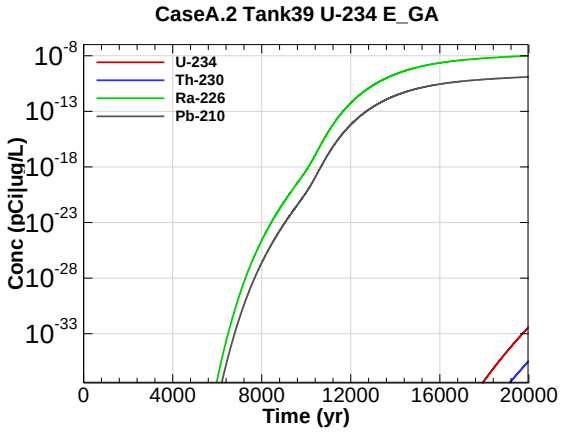

Figure R.10-161 - 100m Aquifer Concentration for CaseA.2 Tank39 U-234 E_GA

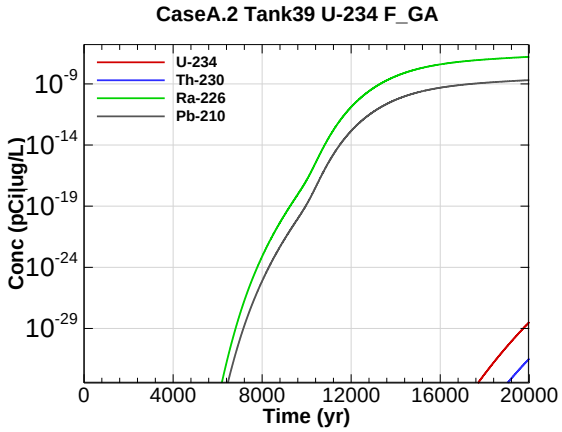

Figure R.10-162 - 100m Aquifer Concentration for CaseA.2 Tank39 U-234 F_GA

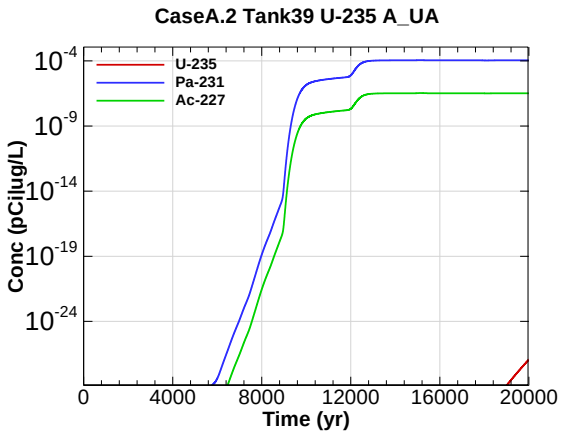

Figure R.10-163 - 100m Aquifer Concentration for CaseA.2 Tank39 U-235 A_UA

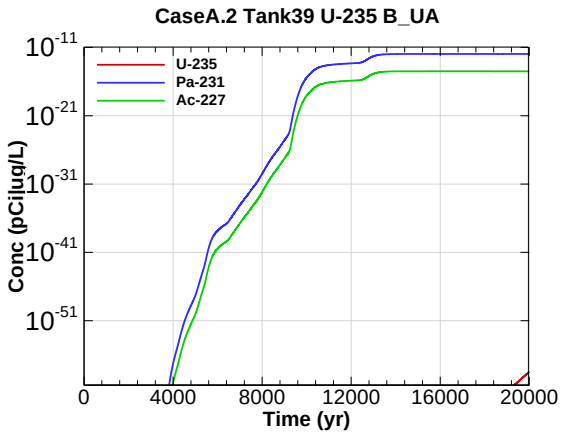

Figure R.10-164 - 100m Aquifer Concentration for CaseA.2 Tank39 U-235 B_UA

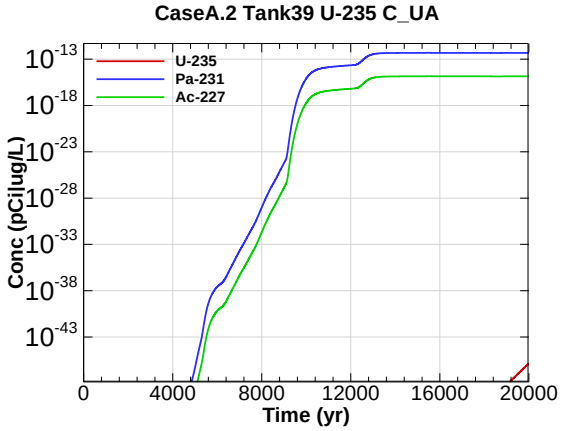

Figure R.10-165 - 100m Aquifer Concentration for CaseA.2 Tank39 U-235 C_UA

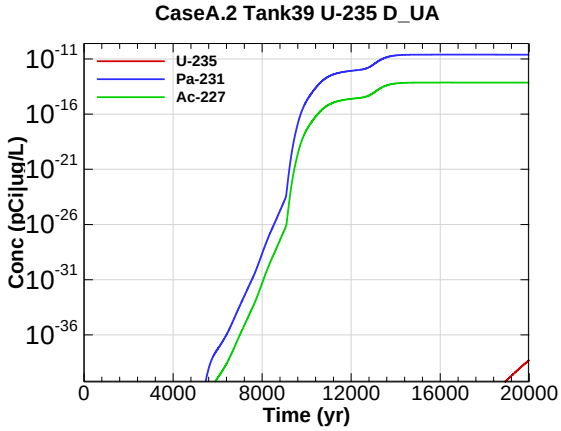

Figure R.10-166 - 100m Aquifer Concentration for CaseA.2 Tank39 U-235 D_UA

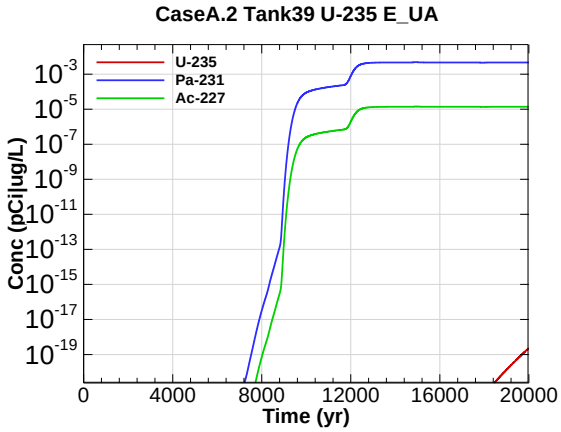

Figure R.10-167 - 100m Aquifer Concentration for CaseA.2 Tank39 U-235 E_UA

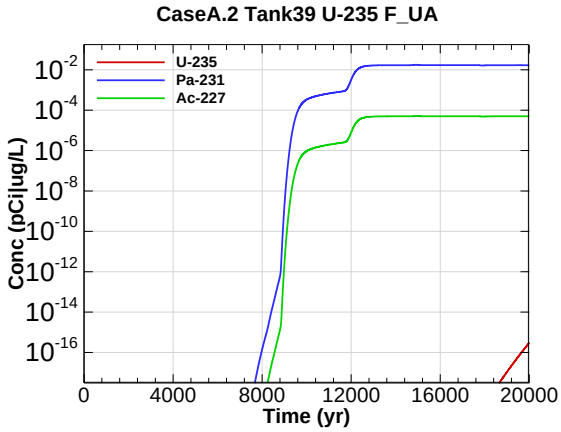

Figure R.10-168 - 100m Aquifer Concentration for CaseA.2 Tank39 U-235 F_UA

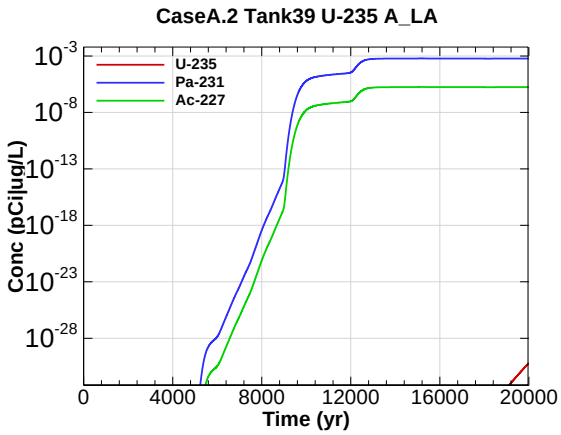

Figure R.10-169 - 100m Aquifer Concentration for CaseA.2 Tank39 U-235 A_LA

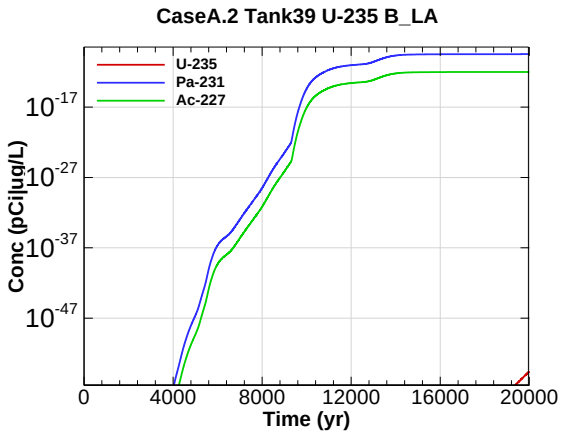

Figure R.10-170 - 100m Aquifer Concentration for CaseA.2 Tank39 U-235 B_LA

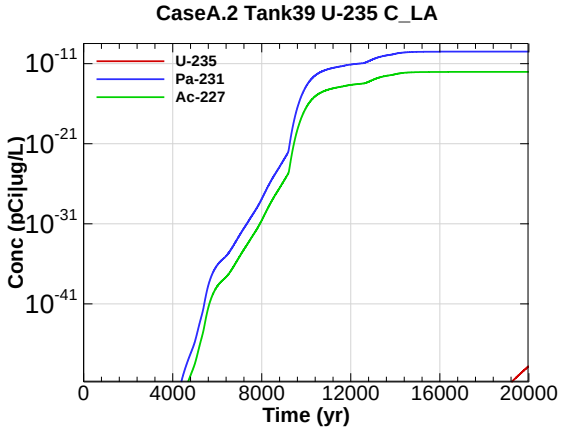

Figure R.10-171 - 100m Aquifer Concentration for CaseA.2 Tank39 U-235 C_LA

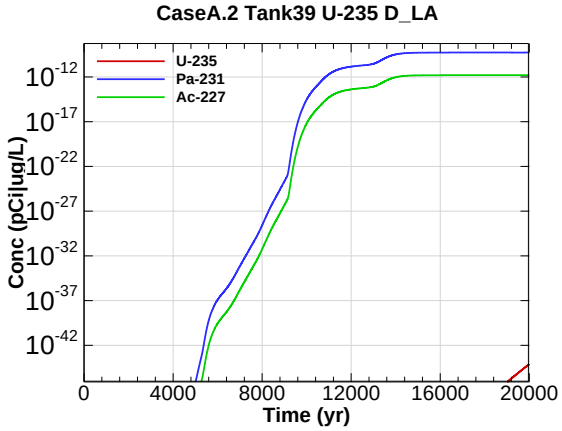

Figure R.10-172 - 100m Aquifer Concentration for CaseA.2 Tank39 U-235 D_LA

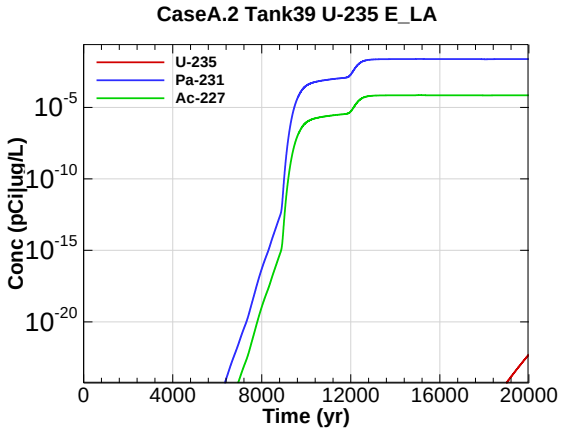

Figure R.10-173 - 100m Aquifer Concentration for CaseA.2 Tank39 U-235 E_LA

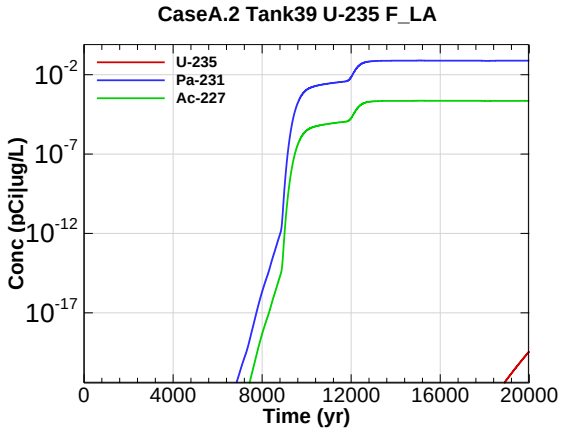

Figure R.10-174 - 100m Aquifer Concentration for CaseA.2 Tank39 U-235 F_LA

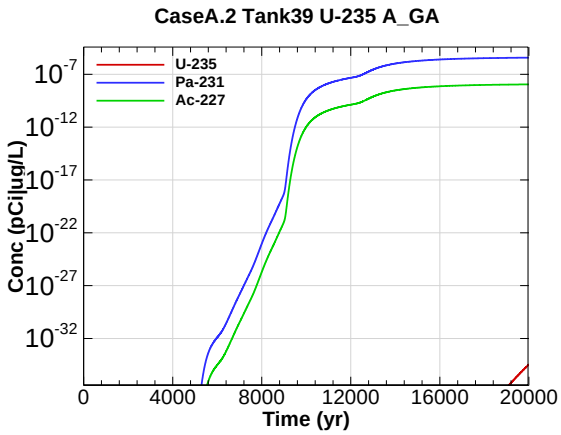

Figure R.10-175 - 100m Aquifer Concentration for CaseA.2 Tank39 U-235 A_GA

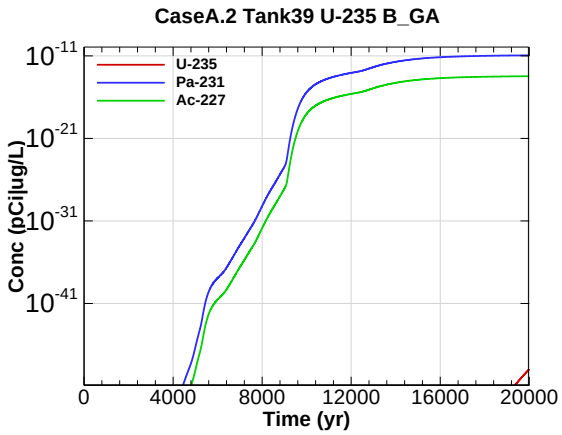

Figure R.10-176 - 100m Aquifer Concentration for CaseA.2 Tank39 U-235 B_GA

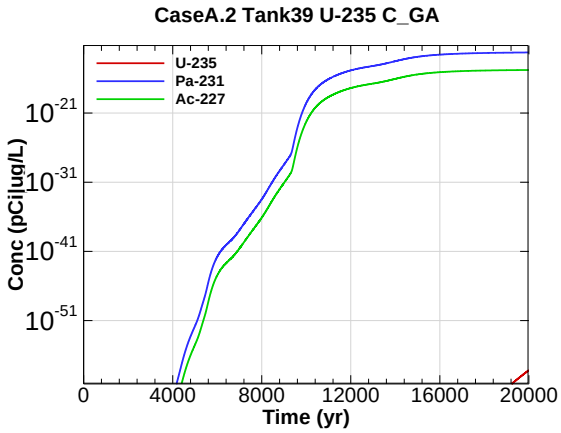

Figure R.10-177 - 100m Aquifer Concentration for CaseA.2 Tank39 U-235 C_GA

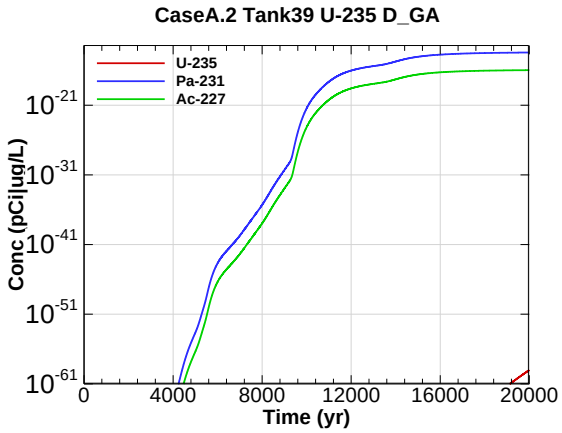

Figure R.10-178 - 100m Aquifer Concentration for CaseA.2 Tank39 U-235 D_GA

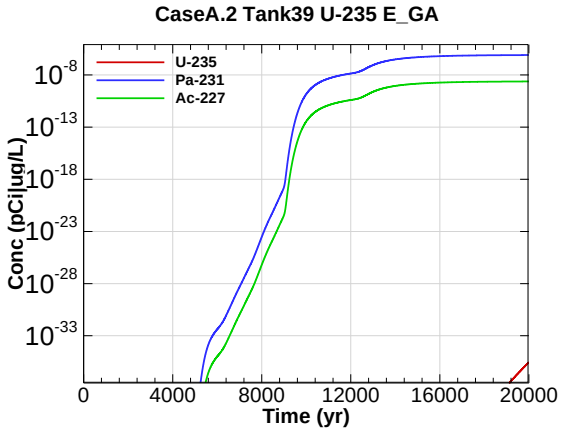

Figure R.10-179 - 100m Aquifer Concentration for CaseA.2 Tank39 U-235 E_GA

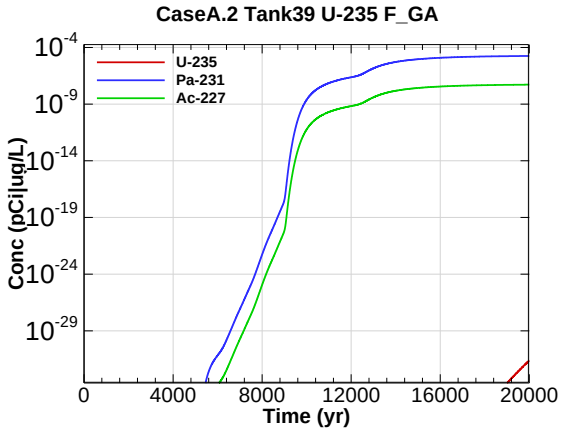

Figure R.10-180 - 100m Aquifer Concentration for CaseA.2 Tank39 U-235 F_GA

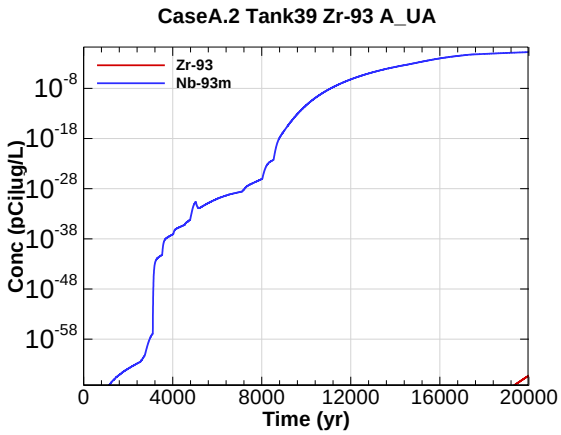

Figure R.10-181 - 100m Aquifer Concentration for CaseA.2 Tank39 Zr-93 A_UA

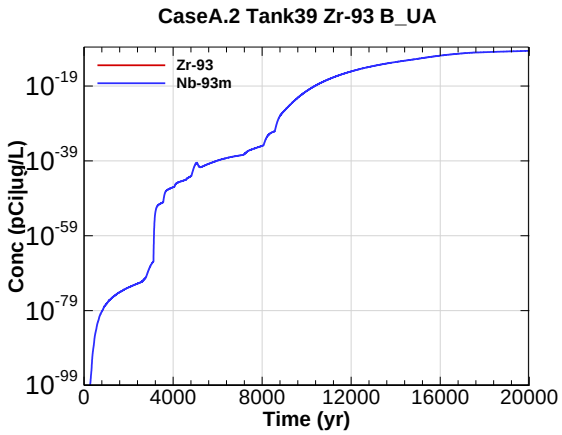

Figure R.10-182 - 100m Aquifer Concentration for CaseA.2 Tank39 Zr-93 B_UA

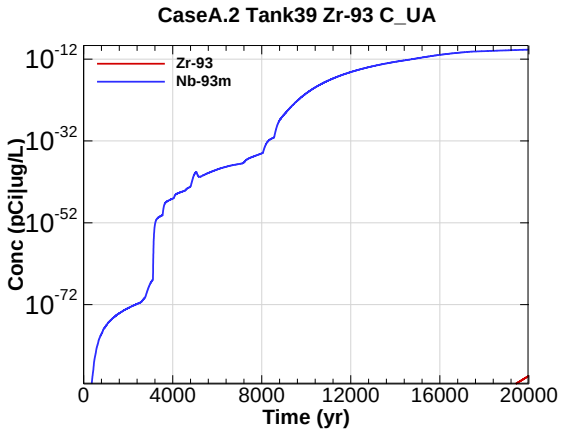

Figure R.10-183 - 100m Aquifer Concentration for CaseA.2 Tank39 Zr-93 C_UA

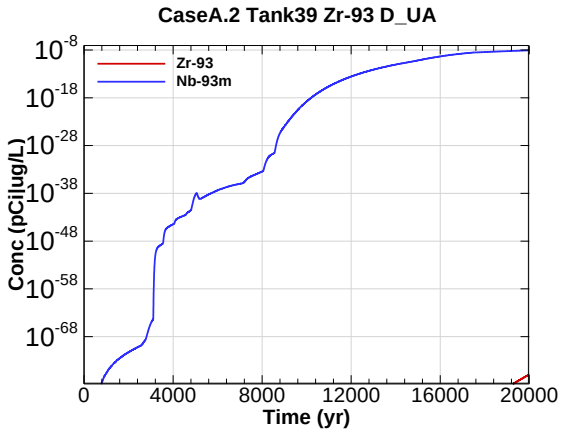

Figure R.10-184 - 100m Aquifer Concentration for CaseA.2 Tank39 Zr-93 D_UA

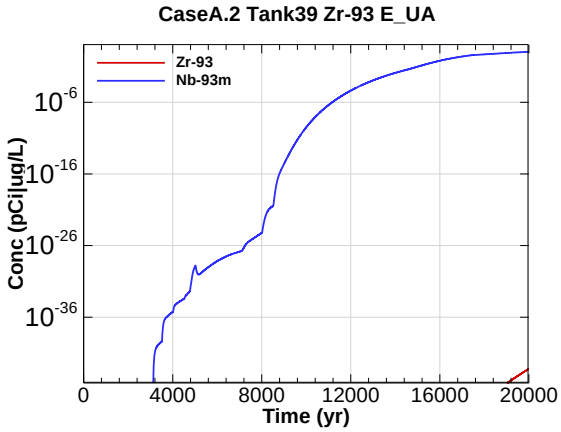

Figure R.10-185 - 100m Aquifer Concentration for CaseA.2 Tank39 Zr-93 E_UA

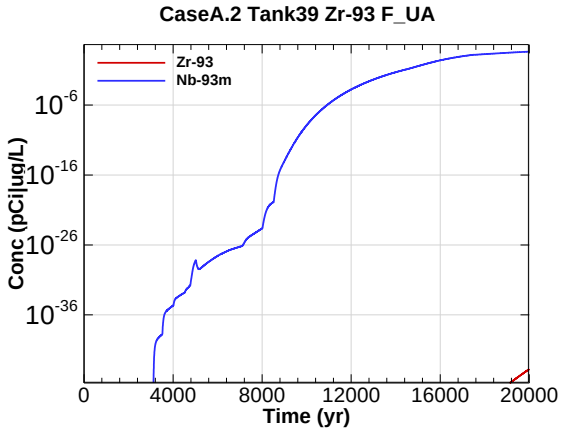

Figure R.10-186 - 100m Aquifer Concentration for CaseA.2 Tank39 Zr-93 F_UA

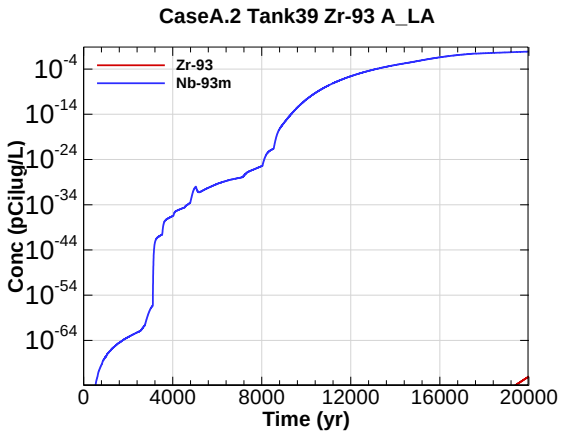

Figure R.10-187 - 100m Aquifer Concentration for CaseA.2 Tank39 Zr-93 A_LA

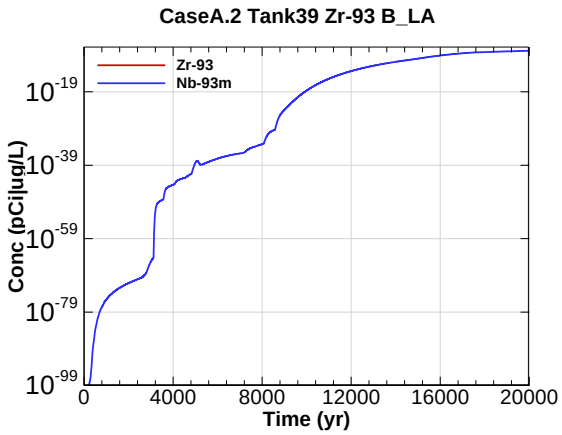

Figure R.10-188 - 100m Aquifer Concentration for CaseA.2 Tank39 Zr-93 B_LA

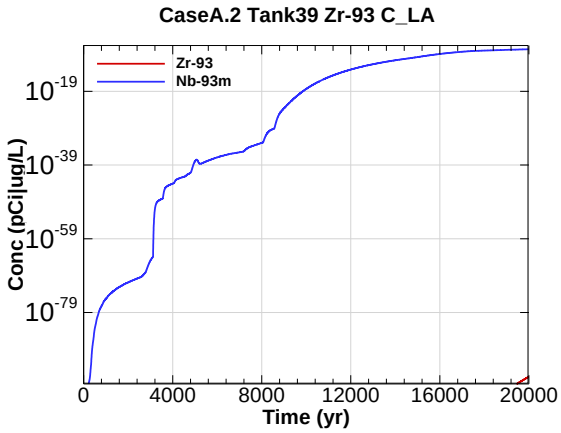

Figure R.10-189 - 100m Aquifer Concentration for CaseA.2 Tank39 Zr-93 C_LA

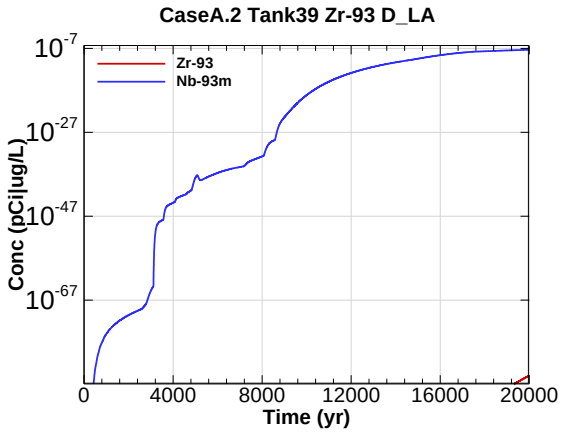

Figure R.10-190 - 100m Aquifer Concentration for CaseA.2 Tank39 Zr-93 D_LA

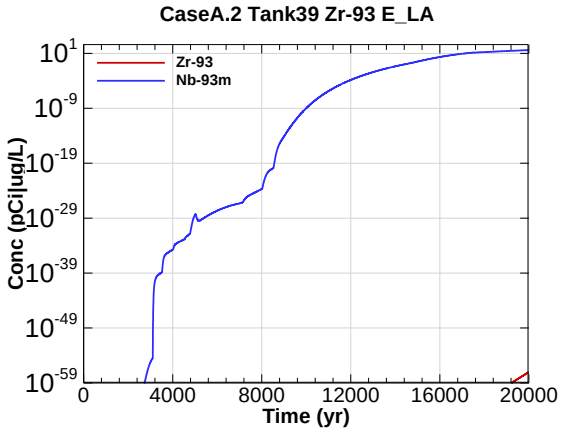

Figure R.10-191 - 100m Aquifer Concentration for CaseA.2 Tank39 Zr-93 E_LA

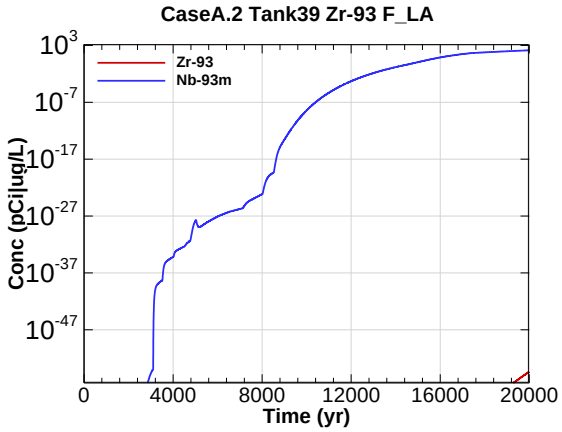

Figure R.10-192 - 100m Aquifer Concentration for CaseA.2 Tank39 Zr-93 F_LA

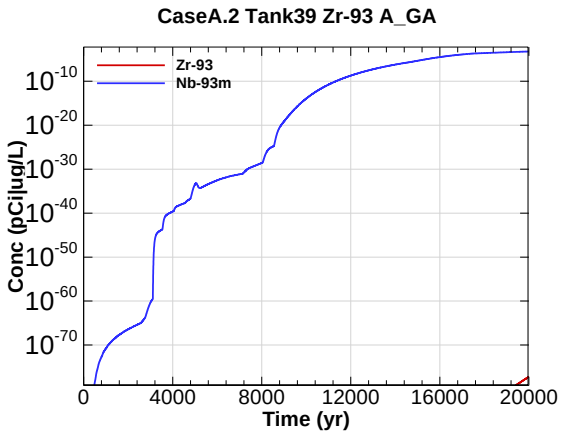

Figure R.10-193 - 100m Aquifer Concentration for CaseA.2 Tank39 Zr-93 A_GA

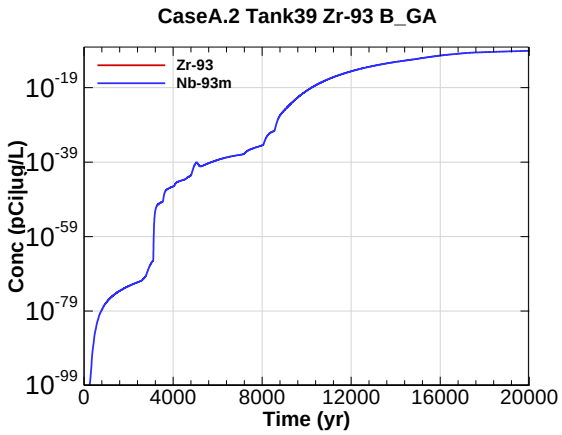

Figure R.10-194 - 100m Aquifer Concentration for CaseA.2 Tank39 Zr-93 B_GA

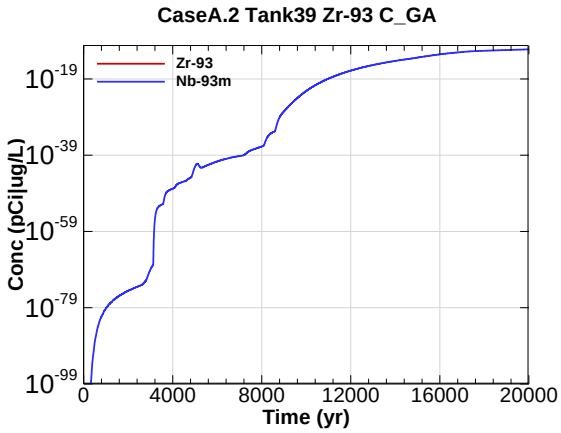

Figure R.10-195 - 100m Aquifer Concentration for CaseA.2 Tank39 Zr-93 C_GA

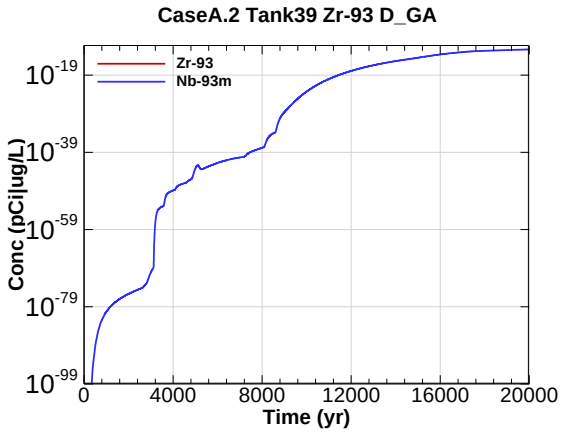

Figure R.10-196 - 100m Aquifer Concentration for CaseA.2 Tank39 Zr-93 D_GA

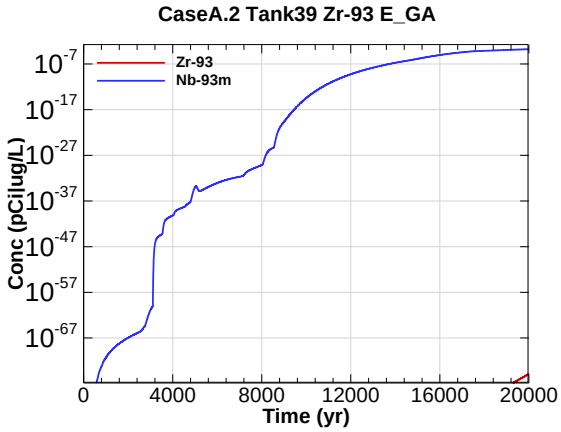

Figure R.10-197 - 100m Aquifer Concentration for CaseA.2 Tank39 Zr-93 E_GA

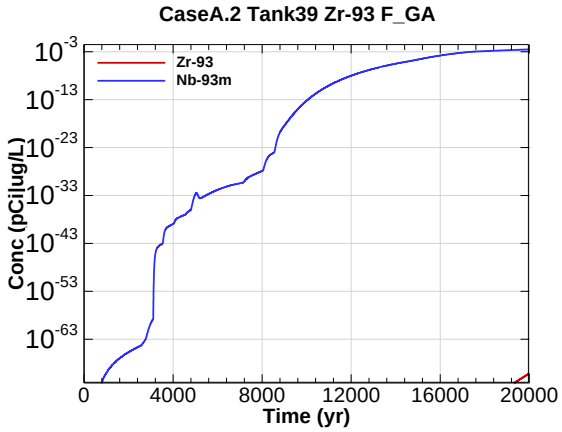

Figure R.10-198 - 100m Aquifer Concentration for CaseA.2 Tank39 Zr-93 F_GA

Appendix R.11

100-METER SENSISTIVITY RUN RADIONUCLIDE CONCENTRATIONS FOR BASE CASE (CASE A) LINER FAILURE VARIABILITY

TYPE III, NOMINAL LINER FAILURE TIME, CASE A

Appendix R.11 contains curves showing the 100-meter radiological concentrations (sensitivity run radionuclides only) for liner failure variability for Type III tanks (Tank 39) with nominal liner failure time for all of HTF (waste tank and ancillary equipment inventories) for the Base Case (Case A). Results for 20,000-year concentrations are presented from the three aquifers of concern (Upper Three Runs Aquifer - Upper Zone, Upper Three Runs Aquifer - Lower Zone, and Gordon Aquifer) for Sectors A through F.

Graph heading example "CaseA.3_Tank 39 All Am-241 A_UA"

Key

CaseA.3 = scenario case/configuration
Tank 39 = period is over 20,000 years
All = all HTF inventory sources
Am-241 = radionuclide of concern
A = sector of concern (see sector map with stream traces)
UA = aquifer of concern
UA = Upper Three Runs Aquifer – Upper Zone
LA = Upper Three Runs Aquifer – Lower Zone
GA = Gordon Aquifer

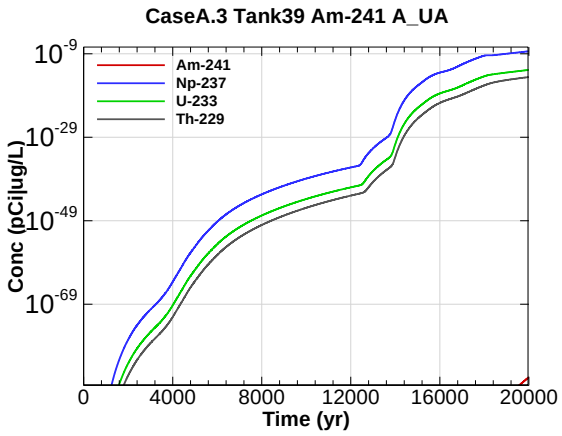

Figure R.11-1 - 100m Aquifer Concentration for CaseA.3 Tank39 Am-241 A_UA

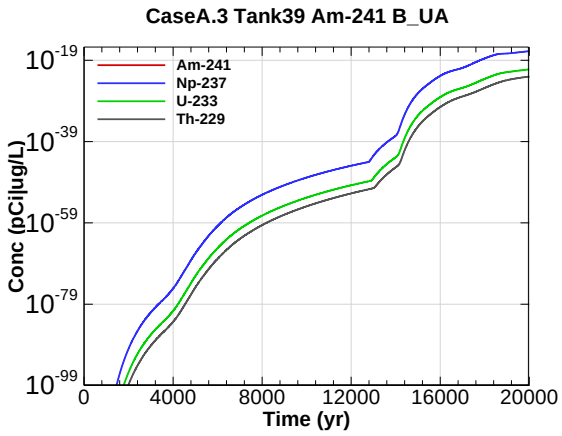

Figure R.11-2 - 100m Aquifer Concentration for CaseA.3 Tank39 Am-241 B_UA

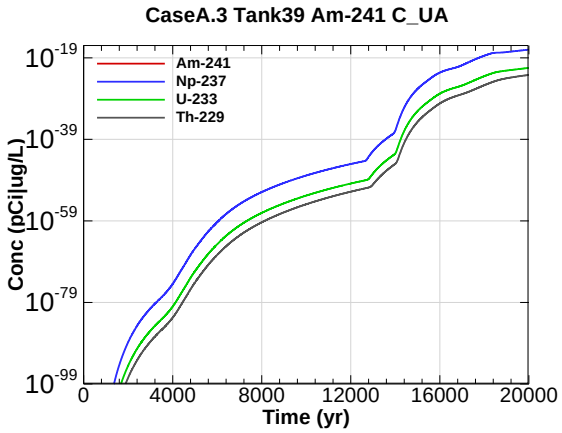

Figure R.11-3 - 100m Aquifer Concentration for CaseA.3 Tank39 Am-241 C_UA

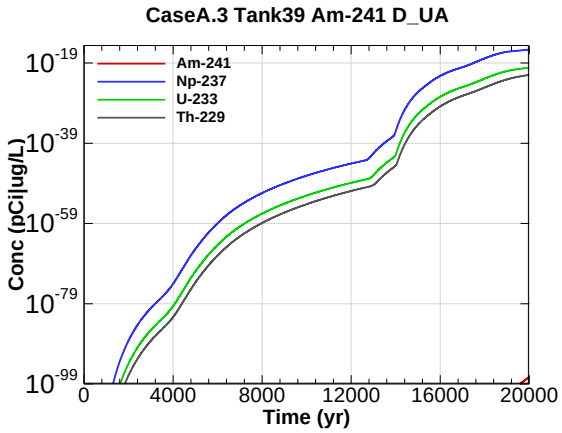

Figure R.11-4 - 100m Aquifer Concentration for CaseA.3 Tank39 Am-241 D_UA

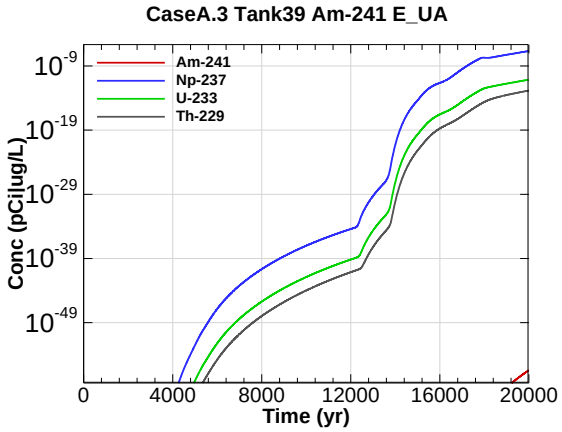

Figure R.11-5 - 100m Aquifer Concentration for CaseA.3 Tank39 Am-241 E_UA

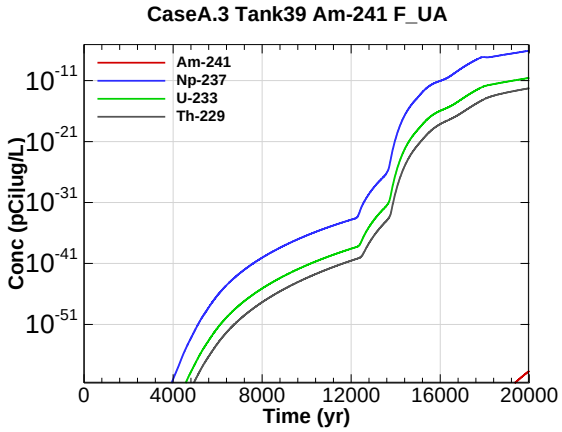

Figure R.11-6 - 100m Aquifer Concentration for CaseA.3 Tank39 Am-241 F_UA

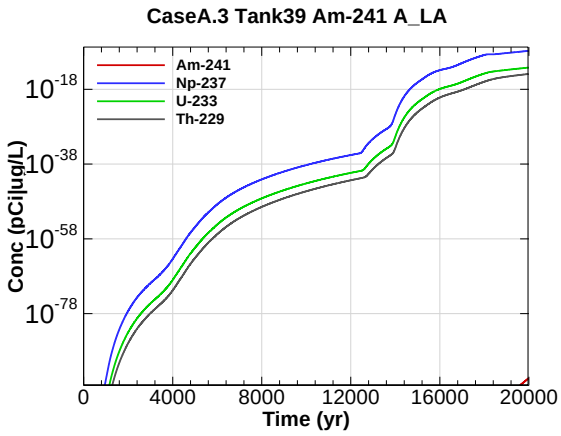

Figure R.11-7 - 100m Aquifer Concentration for CaseA.3 Tank39 Am-241 A_LA

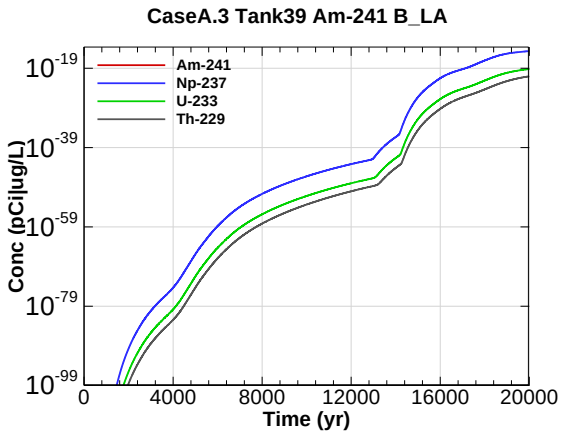

Figure R.11-8 - 100m Aquifer Concentration for CaseA.3 Tank39 Am-241 B_LA

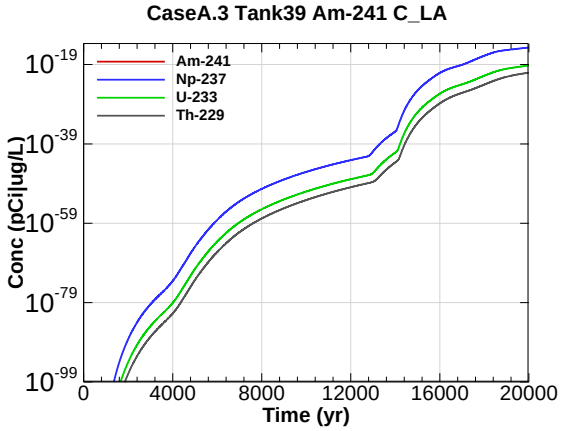

Figure R.11-9 - 100m Aquifer Concentration for CaseA.3 Tank39 Am-241 C_LA

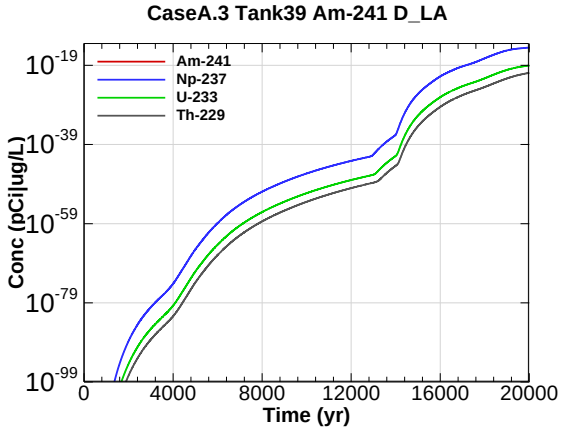

Figure R.11-10 - 100m Aquifer Concentration for CaseA.3 Tank39 Am-241 D_LA

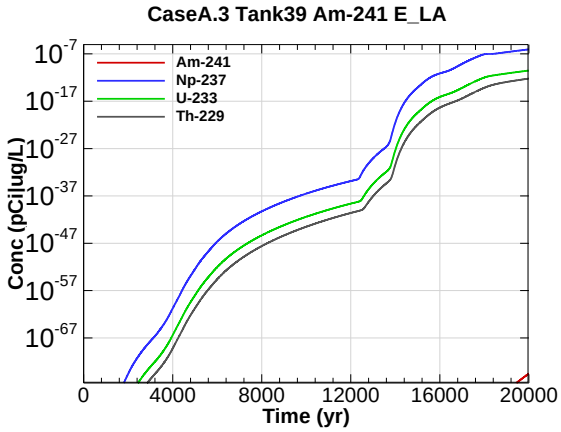

Figure R.11-11 - 100m Aquifer Concentration for CaseA.3 Tank39 Am-241 E_LA

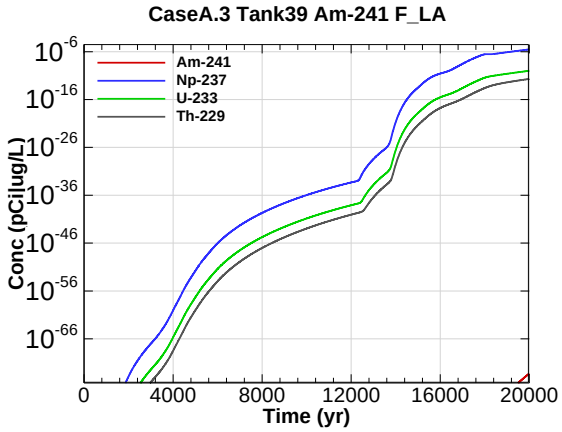

Figure R.11-12 - 100m Aquifer Concentration for CaseA.3 Tank39 Am-241 F_LA

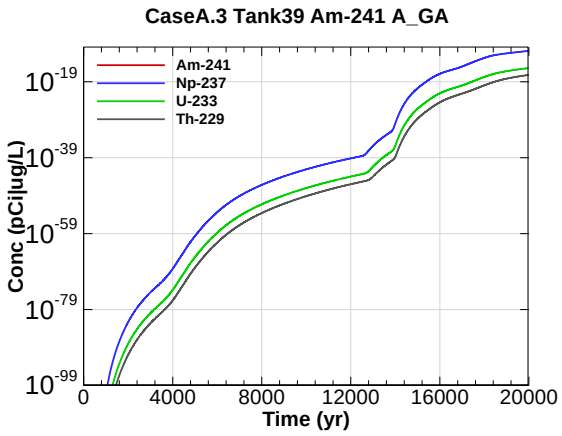

Figure R.11-13 - 100m Aquifer Concentration for CaseA.3 Tank39 Am-241 A_GA

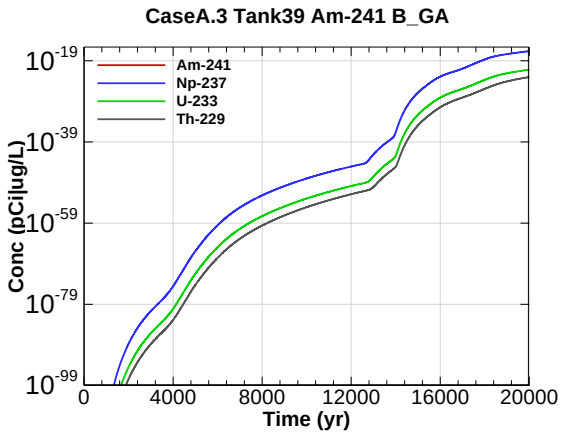

Figure R.11-14 - 100m Aquifer Concentration for CaseA.3 Tank39 Am-241 B_GA

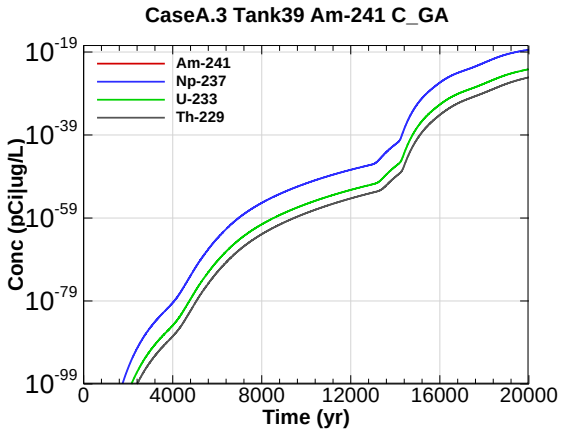

Figure R.11-15 - 100m Aquifer Concentration for CaseA.3 Tank39 Am-241 C_GA

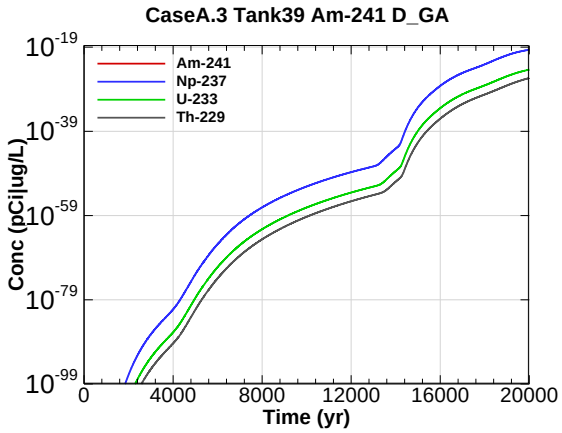

Figure R.11-16 - 100m Aquifer Concentration for CaseA.3 Tank39 Am-241 D_GA

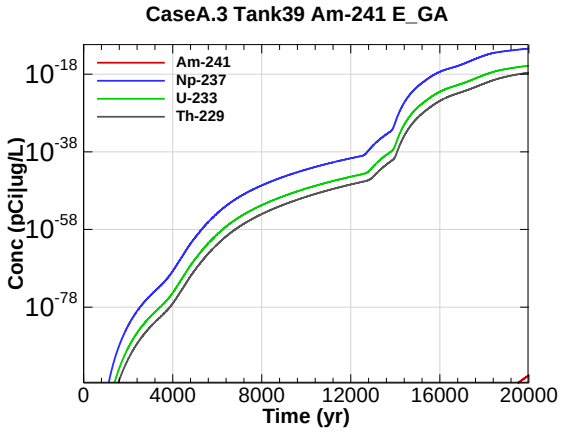

Figure R.11-17 - 100m Aquifer Concentration for CaseA.3 Tank39 Am-241 E_GA

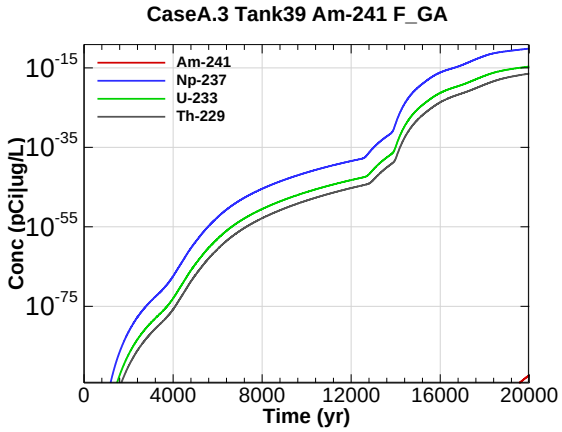

Figure R.11-18 - 100m Aquifer Concentration for CaseA.3 Tank39 Am-241 F_GA

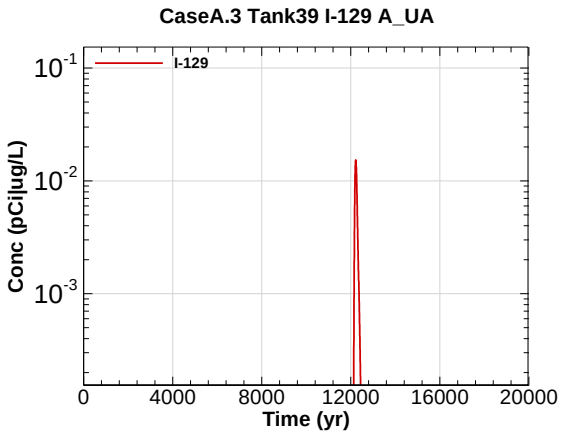

Figure R.11-19 - 100m Aquifer Concentration for CaseA.3 Tank39 I-129 A_UA

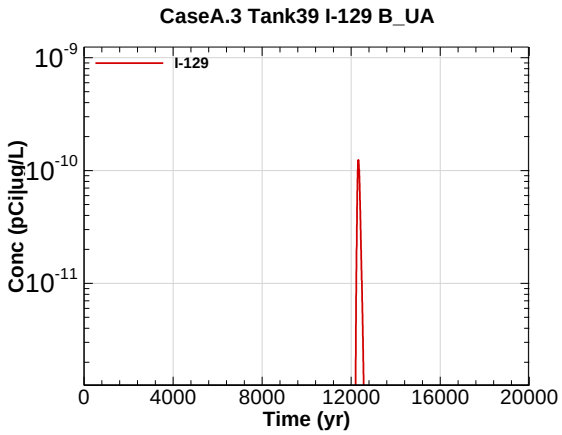

Figure R.11-20 - 100m Aquifer Concentration for CaseA.3 Tank39 I-129 B_UA

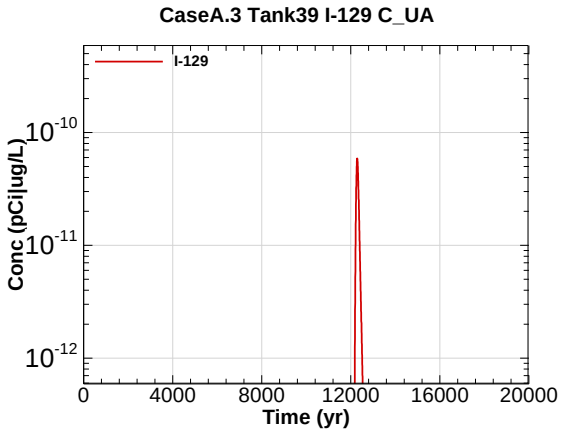

Figure R.11-21 - 100m Aquifer Concentration for CaseA.3 Tank39 I-129 C_UA

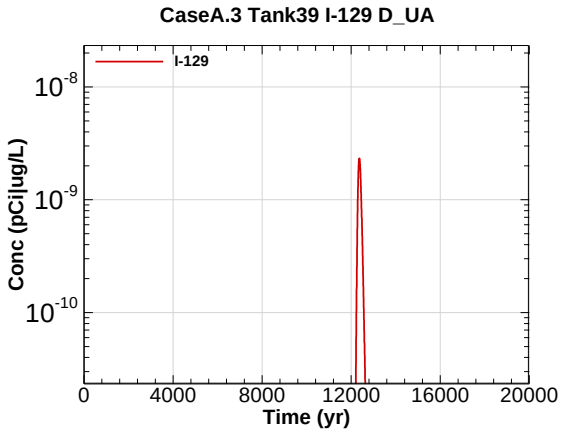

Figure R.11-22 - 100m Aquifer Concentration for CaseA.3 Tank39 I-129 D_UA

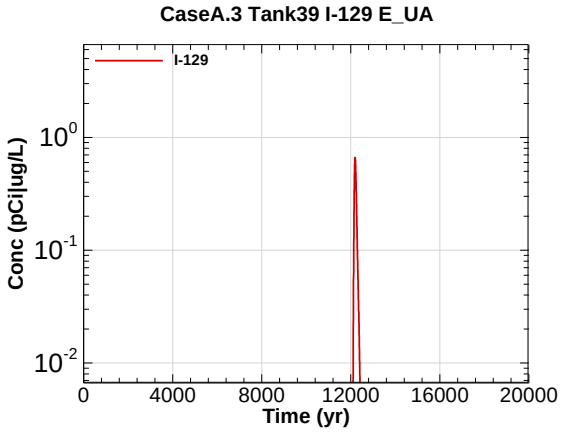

Figure R.11-23 - 100m Aquifer Concentration for CaseA.3 Tank39 I-129 E_UA

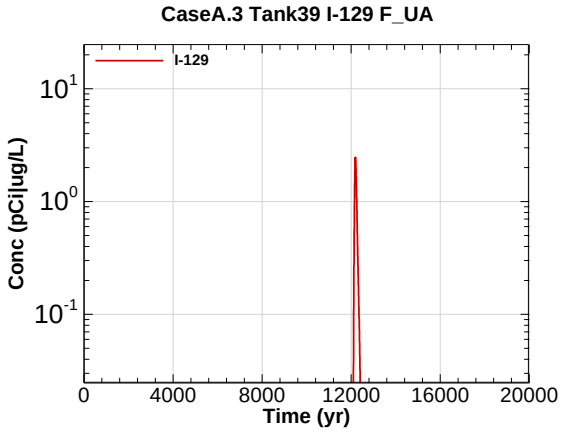

Figure R.11-24 - 100m Aquifer Concentration for CaseA.3 Tank39 I-129 F_UA

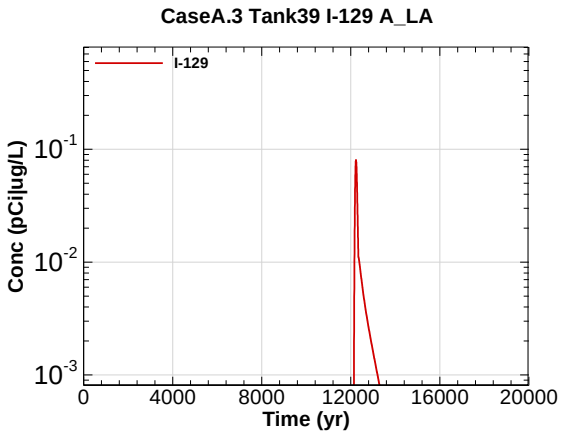

Figure R.11-25 - 100m Aquifer Concentration for CaseA.3 Tank39 I-129 A_LA

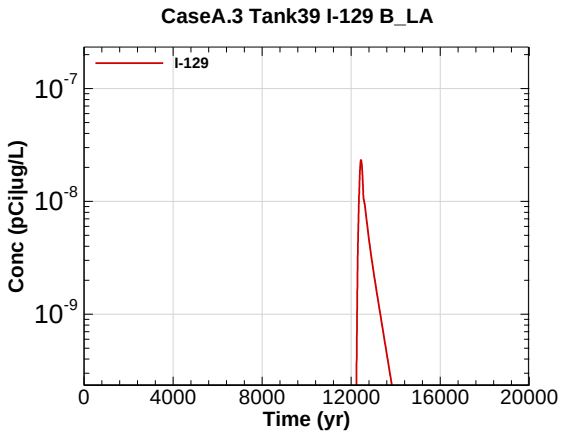

Figure R.11-26 - 100m Aquifer Concentration for CaseA.3 Tank39 I-129 B_LA

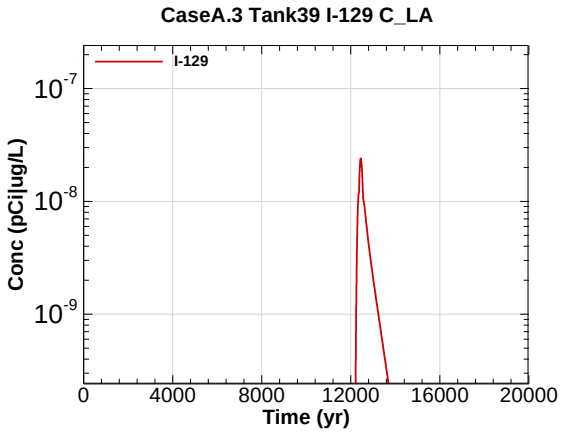

Figure R.11-27 - 100m Aquifer Concentration for CaseA.3 Tank39 I-129 C_LA

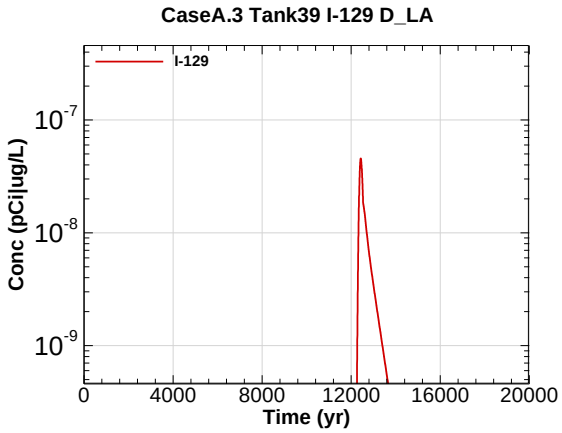

Figure R.11-28 - 100m Aquifer Concentration for CaseA.3 Tank39 I-129 D_LA

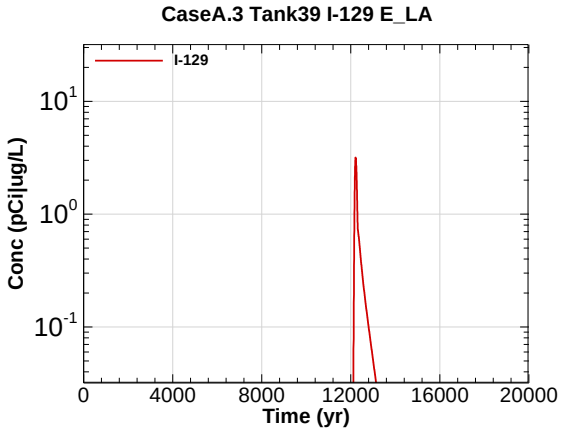

Figure R.11-29 - 100m Aquifer Concentration for CaseA.3 Tank39 I-129 E_LA

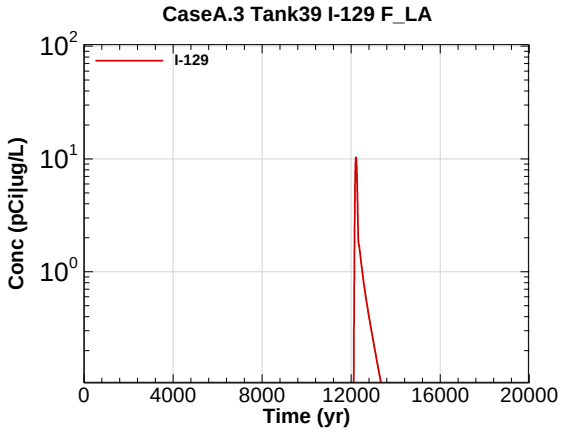

Figure R.11-30 - 100m Aquifer Concentration for CaseA.3 Tank39 I-129 F_LA

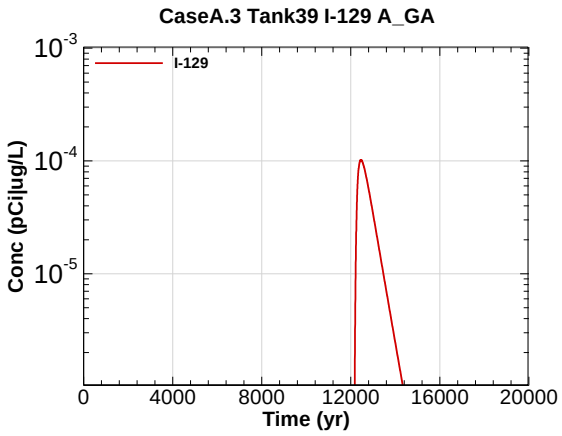

Figure R.11-31 - 100m Aquifer Concentration for CaseA.3 Tank39 I-129 A_GA

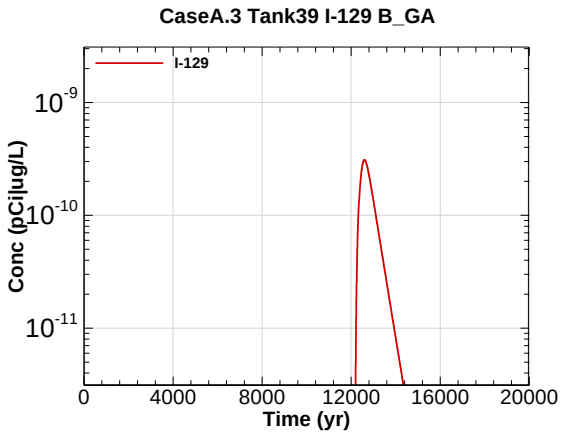

Figure R.11-32 - 100m Aquifer Concentration for CaseA.3 Tank39 I-129 B_GA

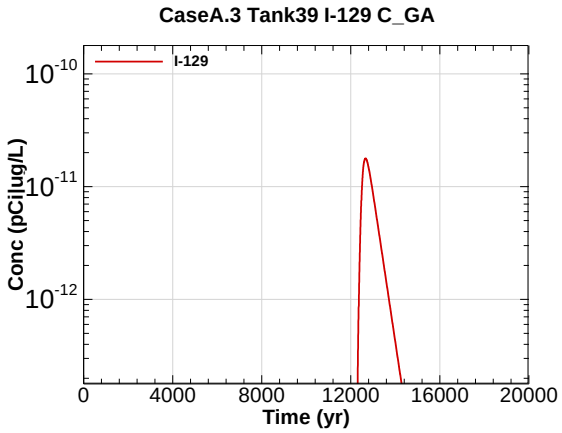

Figure R.11-33 - 100m Aquifer Concentration for CaseA.3 Tank39 I-129 C_GA

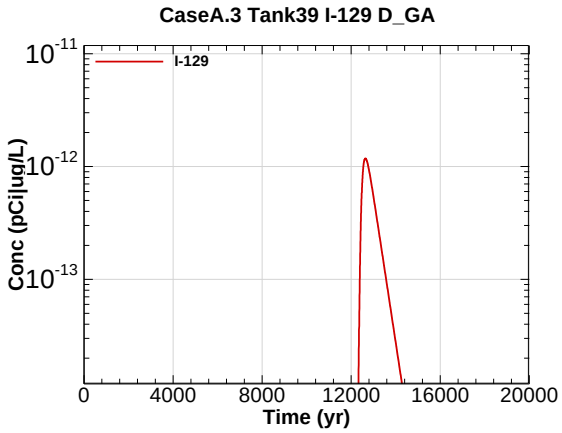

Figure R.11-34 - 100m Aquifer Concentration for CaseA.3 Tank39 I-129 D_GA

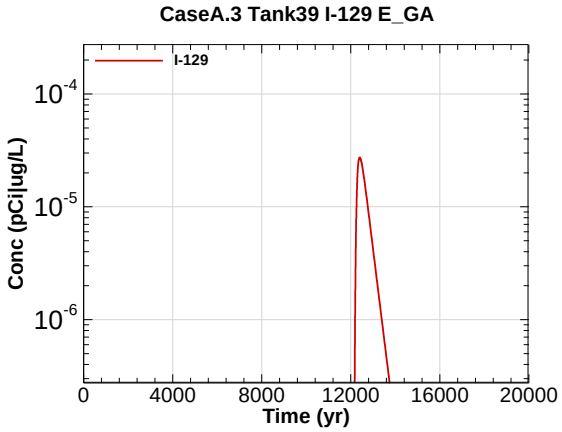

Figure R.11-35 - 100m Aquifer Concentration for CaseA.3 Tank39 I-129 E_GA

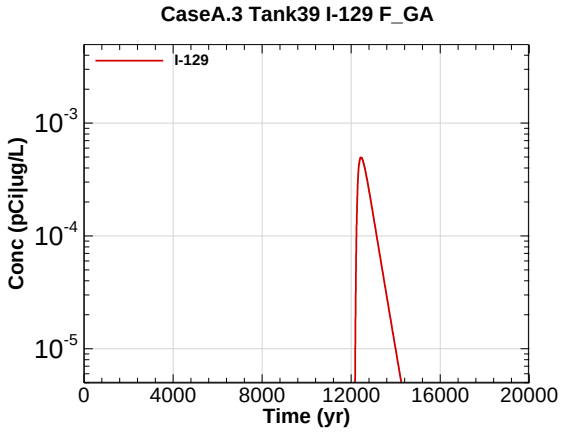

Figure R.11-36 - 100m Aquifer Concentration for CaseA.3 Tank39 I-129 F_GA

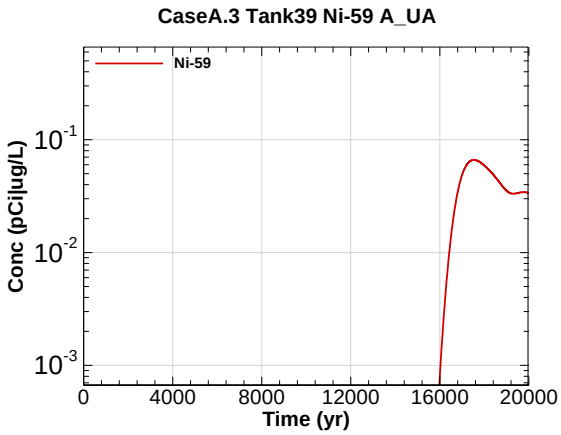

Figure R.11-37 - 100m Aquifer Concentration for CaseA.3 Tank39 Ni-59 A_UA

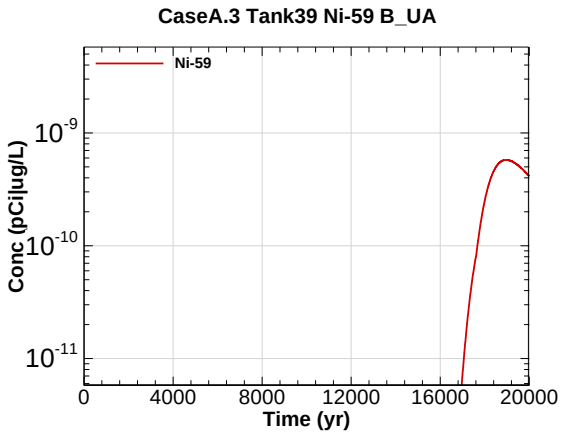

Figure R.11-38 - 100m Aquifer Concentration for CaseA.3 Tank39 Ni-59 B_UA

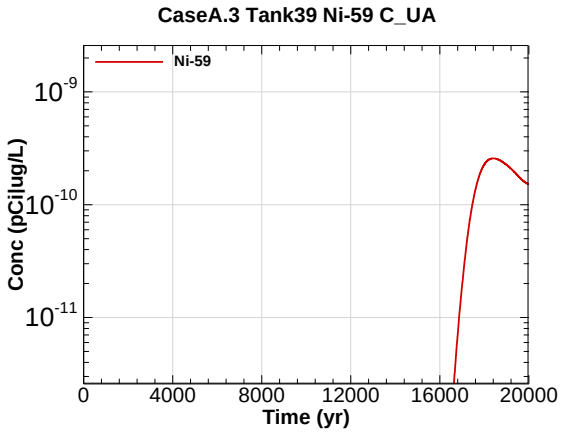

Figure R.11-39 - 100m Aquifer Concentration for CaseA.3 Tank39 Ni-59 C_UA

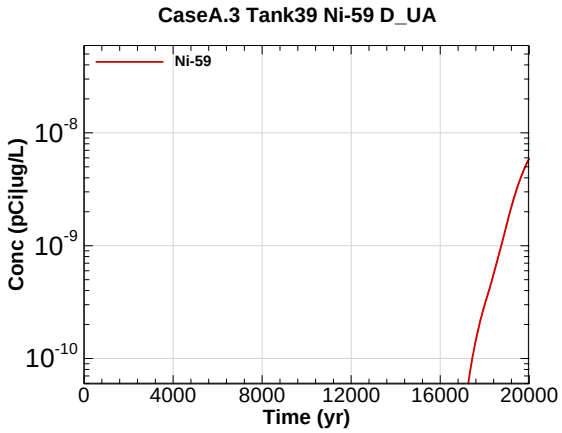

Figure R.11-40 - 100m Aquifer Concentration for CaseA.3 Tank39 Ni-59 D_UA

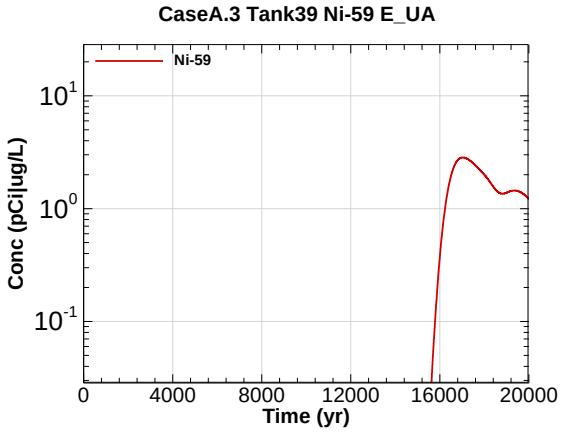

Figure R.11-41 - 100m Aquifer Concentration for CaseA.3 Tank39 Ni-59 E_UA

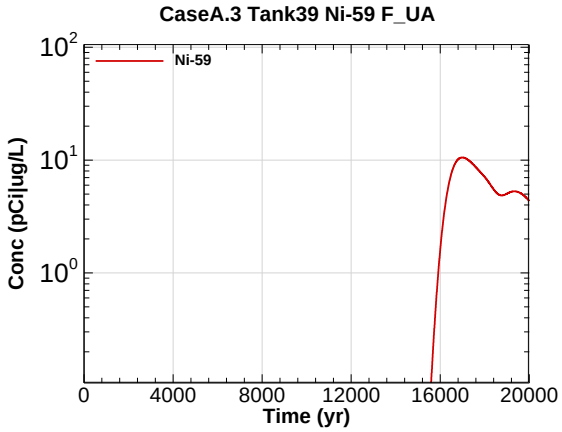

Figure R.11-42 - 100m Aquifer Concentration for CaseA.3 Tank39 Ni-59 F_UA

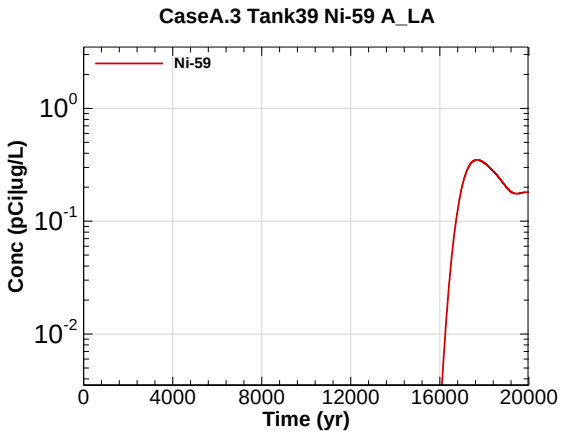

Figure R.11-43 - 100m Aquifer Concentration for CaseA.3 Tank39 Ni-59 A_LA

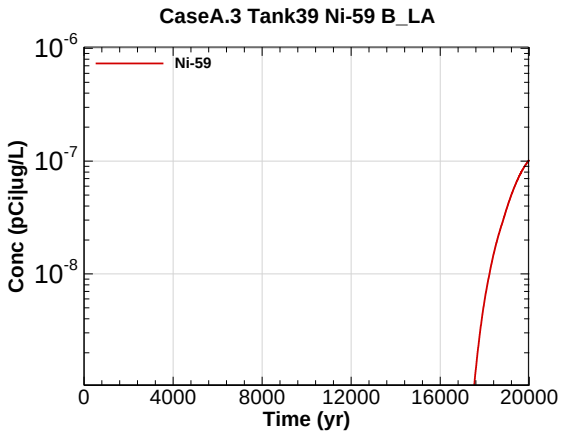

Figure R.11-44 - 100m Aquifer Concentration for CaseA.3 Tank39 Ni-59 B_LA

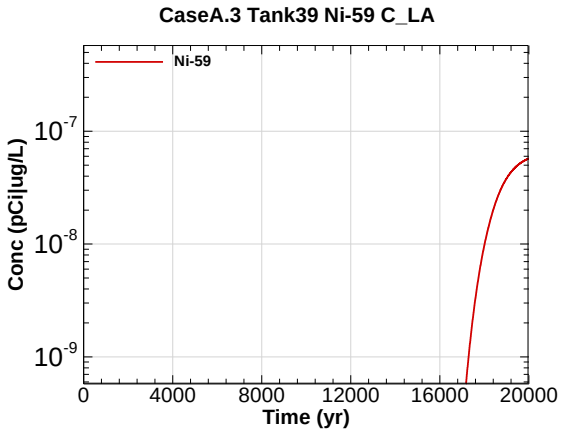

Figure R.11-45 - 100m Aquifer Concentration for CaseA.3 Tank39 Ni-59 C_LA

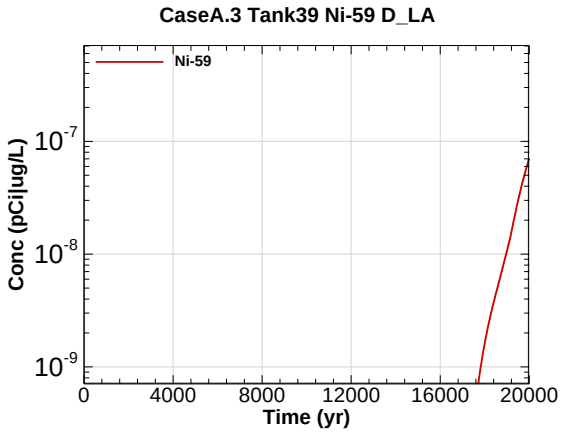

Figure R.11-46 - 100m Aquifer Concentration for CaseA.3 Tank39 Ni-59 D_LA

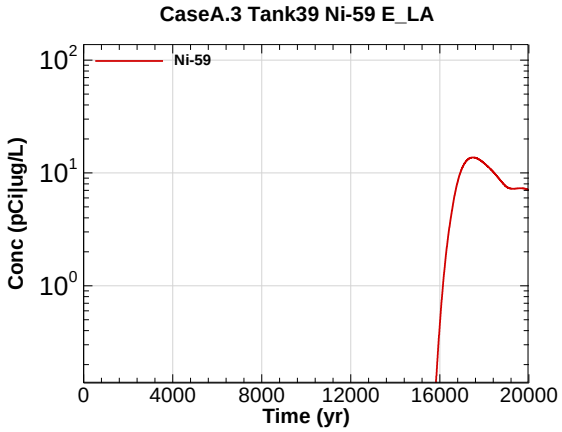

Figure R.11-47 - 100m Aquifer Concentration for CaseA.3 Tank39 Ni-59 E_LA

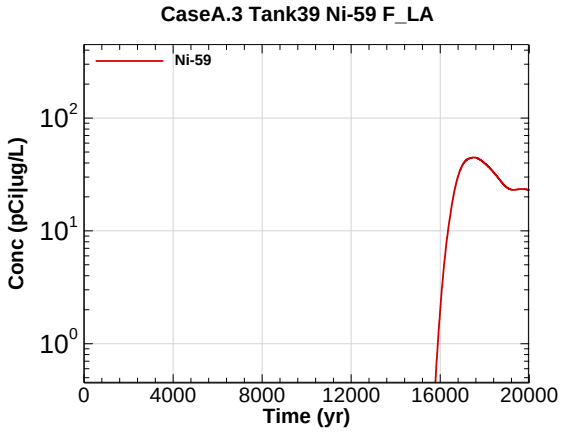

Figure R.11-48 - 100m Aquifer Concentration for CaseA.3 Tank39 Ni-59 F_LA

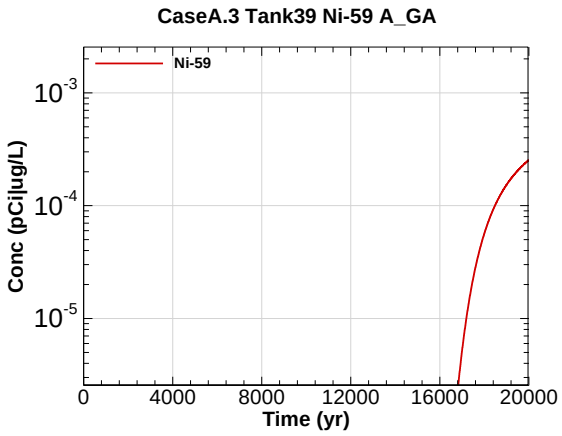

Figure R.11-49 - 100m Aquifer Concentration for CaseA.3 Tank39 Ni-59 A_GA

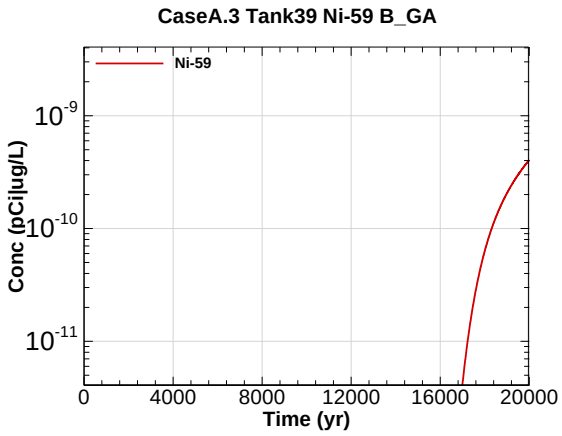

Figure R.11-50 - 100m Aquifer Concentration for CaseA.3 Tank39 Ni-59 B_GA

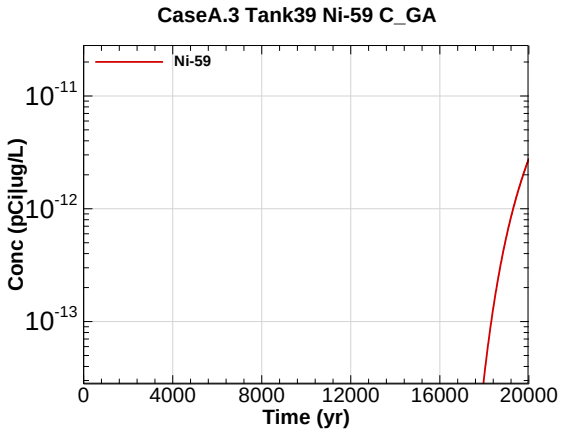

Figure R.11-51 - 100m Aquifer Concentration for CaseA.3 Tank39 Ni-59 C_GA

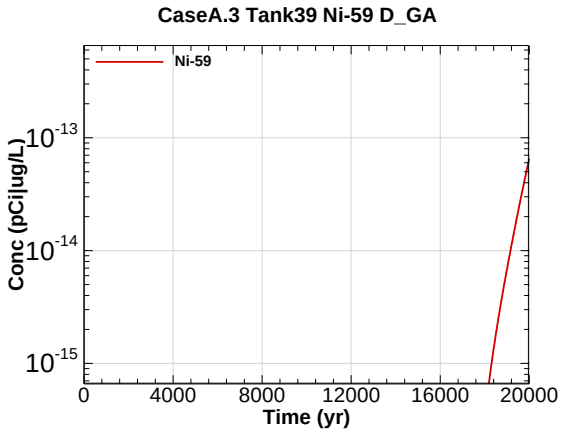

Figure R.11-52 - 100m Aquifer Concentration for CaseA.3 Tank39 Ni-59 D_GA

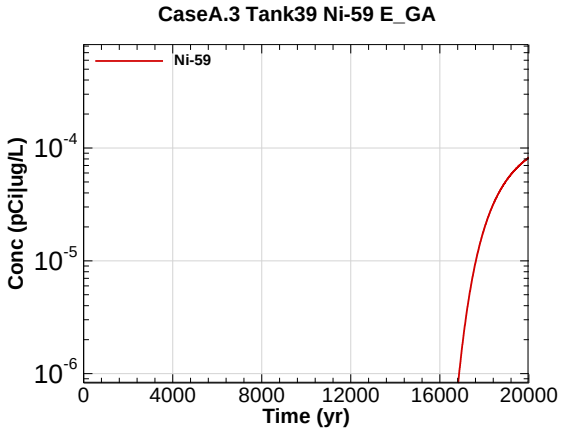

Figure R.11-53 - 100m Aquifer Concentration for CaseA.3 Tank39 Ni-59 E_GA

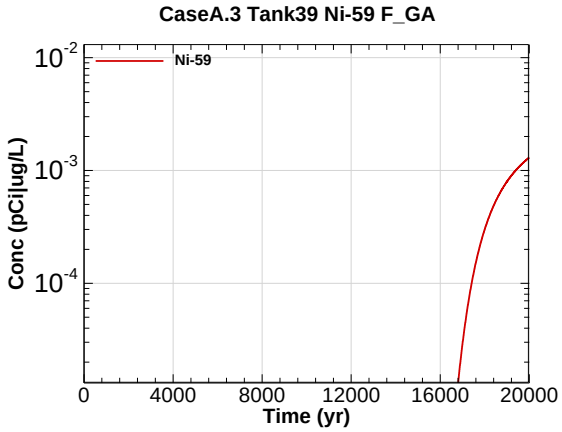

Figure R.11-54 - 100m Aquifer Concentration for CaseA.3 Tank39 Ni-59 F_GA

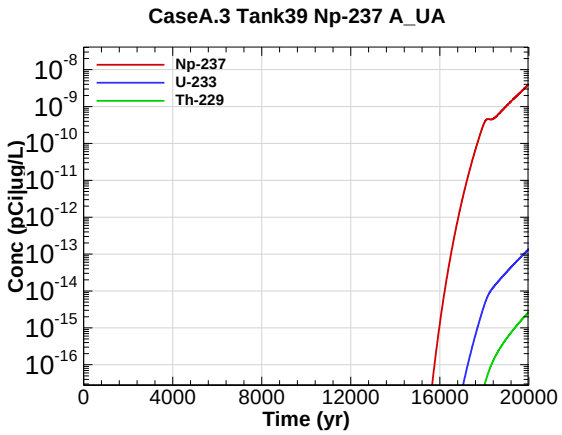

Figure R.11-55 - 100m Aquifer Concentration for CaseA.3 Tank39 Np-237 A_UA

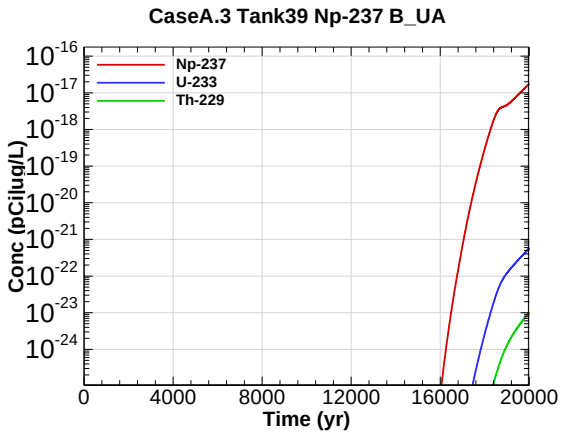

Figure R.11-56 - 100m Aquifer Concentration for CaseA.3 Tank39 Np-237 B_UA

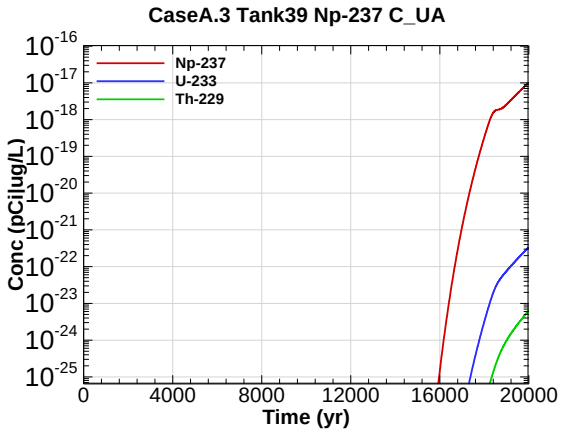

Figure R.11-57 - 100m Aquifer Concentration for CaseA.3 Tank39 Np-237 C_UA

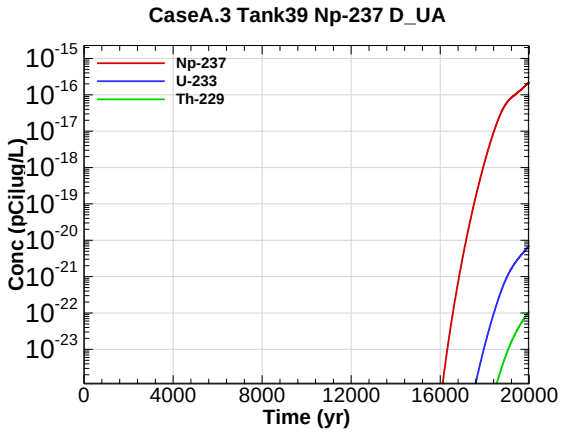

Figure R.11-58 - 100m Aquifer Concentration for CaseA.3 Tank39 Np-237 D_UA

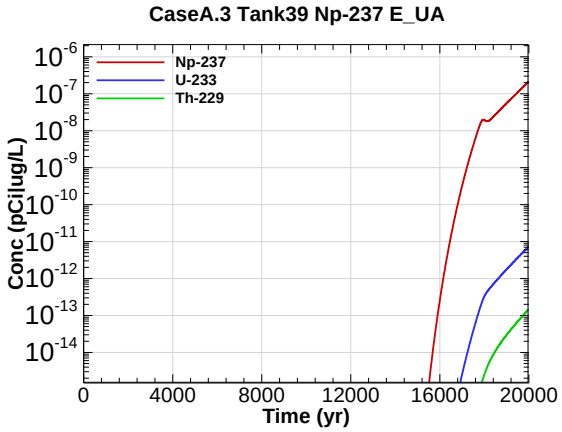

Figure R.11-59 - 100m Aquifer Concentration for CaseA.3 Tank39 Np-237 E_UA

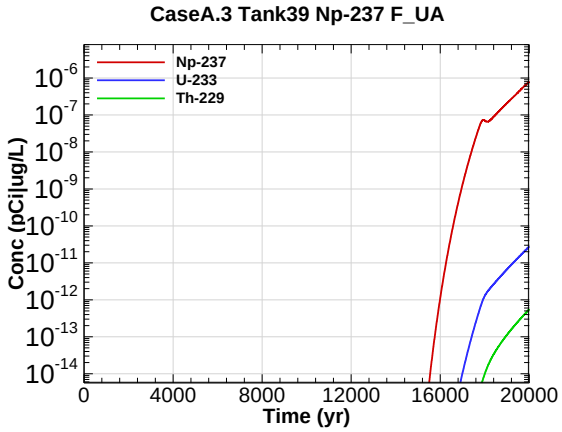

Figure R.11-60 - 100m Aquifer Concentration for CaseA.3 Tank39 Np-237 F_UA

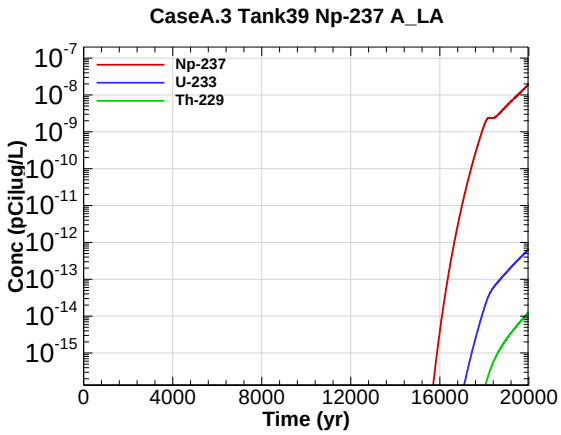

Figure R.11-61 - 100m Aquifer Concentration for CaseA.3 Tank39 Np-237 A_LA

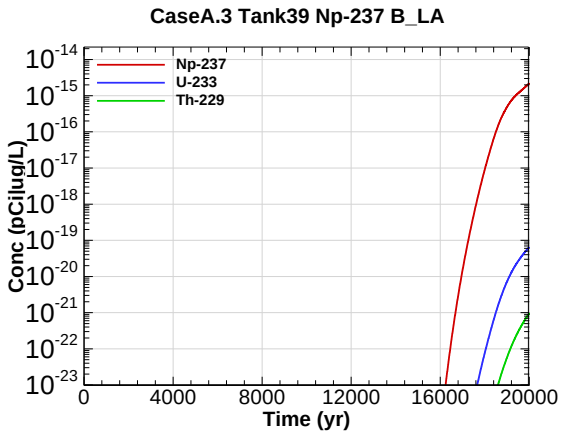

Figure R.11-62 - 100m Aquifer Concentration for CaseA.3 Tank39 Np-237 B_LA

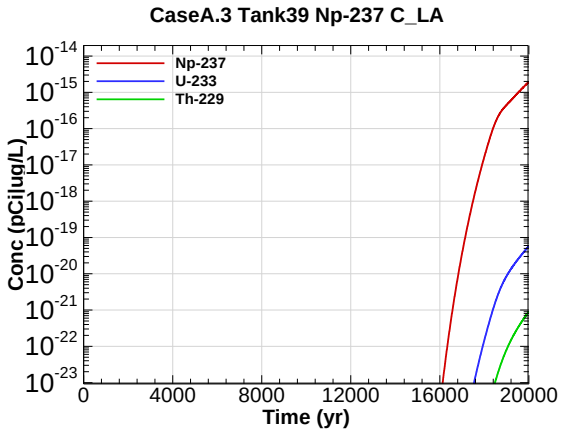

Figure R.11-63 - 100m Aquifer Concentration for CaseA.3 Tank39 Np-237 C_LA

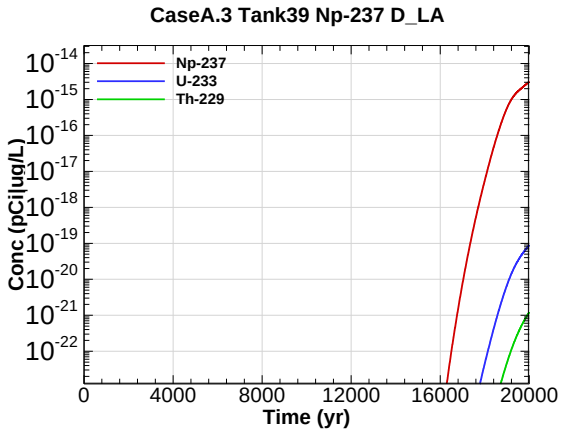

Figure R.11-64 - 100m Aquifer Concentration for CaseA.3 Tank39 Np-237 D_LA

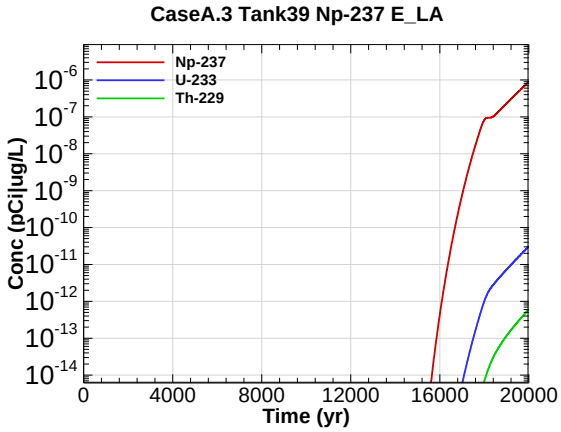

Figure R.11-65 - 100m Aquifer Concentration for CaseA.3 Tank39 Np-237 E_LA

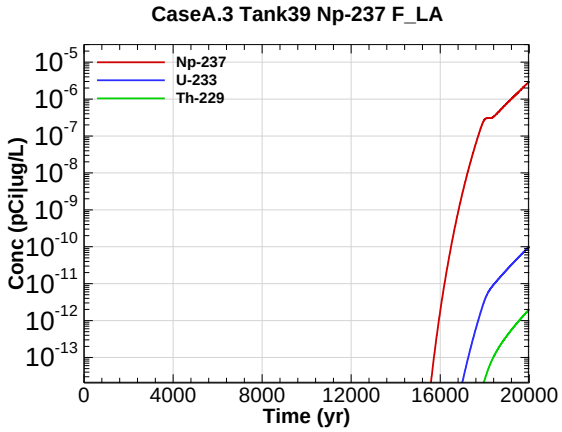

Figure R.11-66 - 100m Aquifer Concentration for CaseA.3 Tank39 Np-237 F_LA

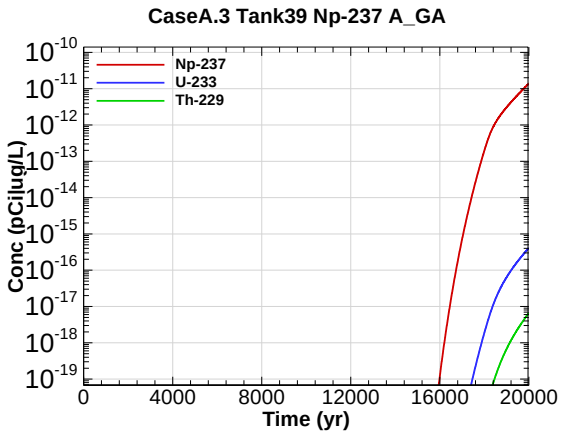

Figure R.11-67 - 100m Aquifer Concentration for CaseA.3 Tank39 Np-237 A_GA

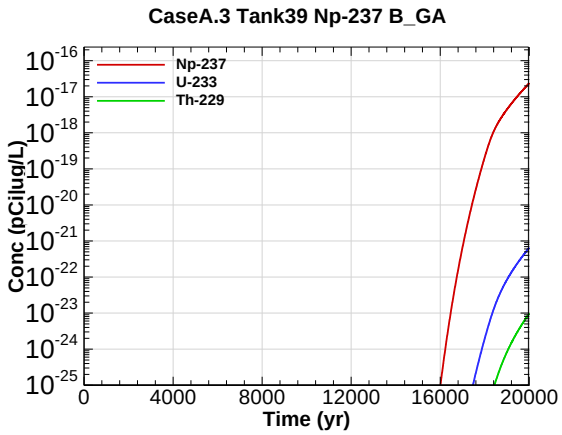

Figure R.11-68 - 100m Aquifer Concentration for CaseA.3 Tank39 Np-237 B_GA

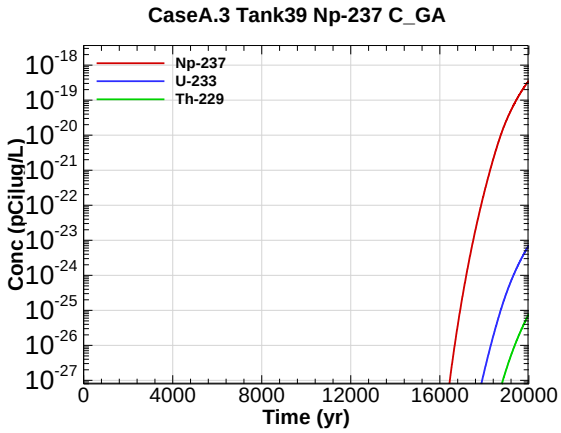

Figure R.11-69 - 100m Aquifer Concentration for CaseA.3 Tank39 Np-237 C_GA

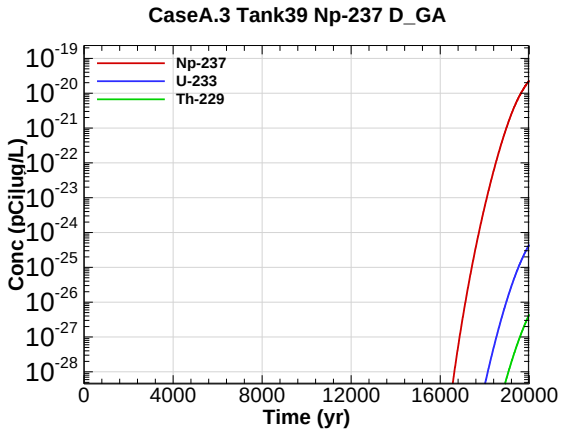

Figure R.11-70 - 100m Aquifer Concentration for CaseA.3 Tank39 Np-237 D_GA

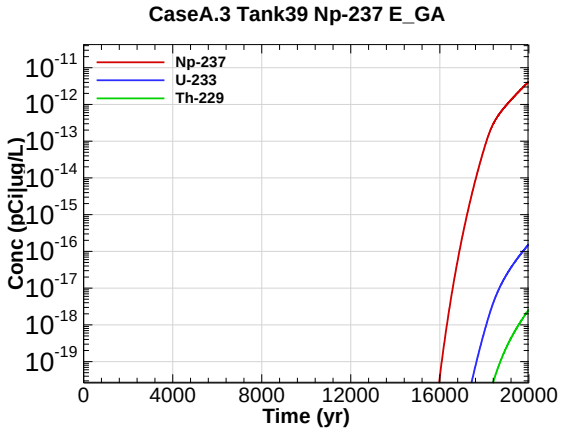

Figure R.11-71 - 100m Aquifer Concentration for CaseA.3 Tank39 Np-237 E_GA

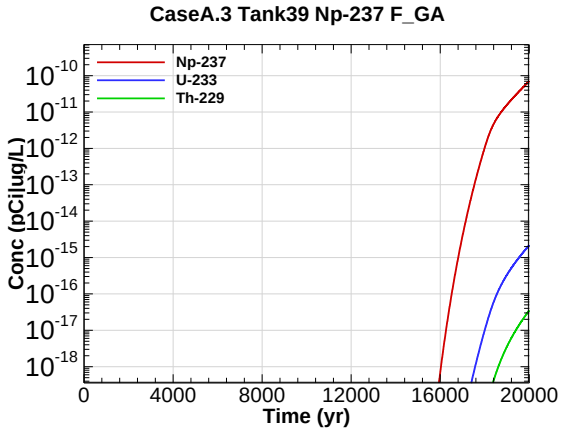

Figure R.11-72 - 100m Aquifer Concentration for CaseA.3 Tank39 Np-237 F_GA

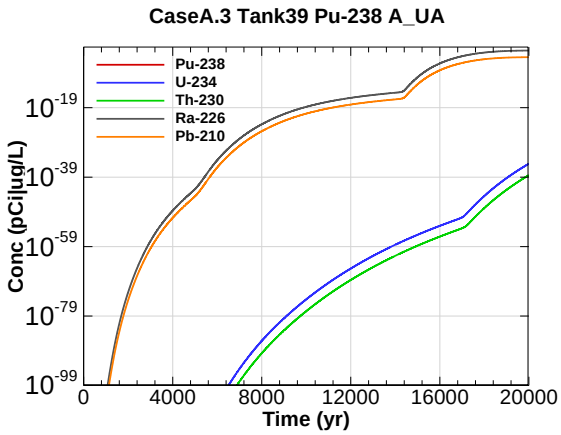

Figure R.11-73 - 100m Aquifer Concentration for CaseA.3 Tank39 Pu-238 A_UA

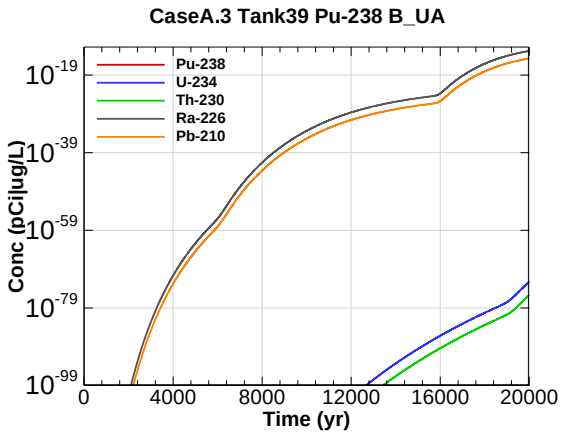

Figure R.11-74 - 100m Aquifer Concentration for CaseA.3 Tank39 Pu-238 B_UA

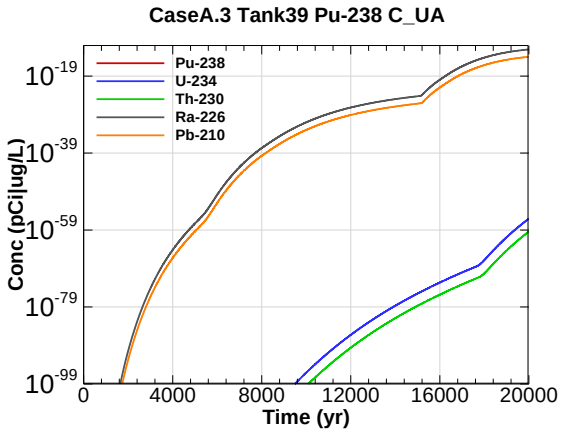

Figure R.11-75 - 100m Aquifer Concentration for CaseA.3 Tank39 Pu-238 C_UA

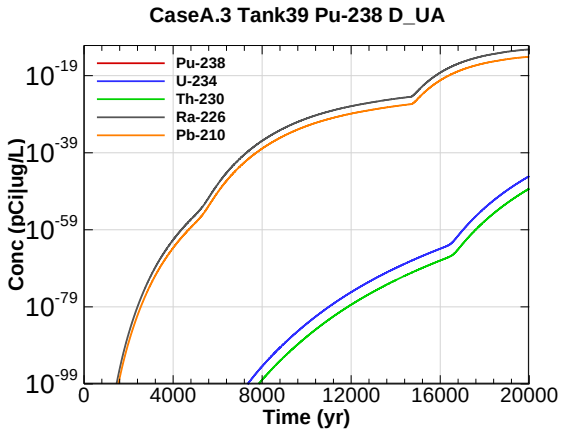

Figure R.11-76 - 100m Aquifer Concentration for CaseA.3 Tank39 Pu-238 D_UA

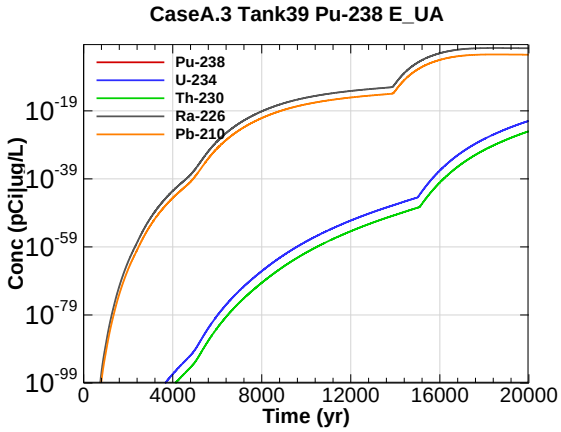

Figure R.11-77 - 100m Aquifer Concentration for CaseA.3 Tank39 Pu-238 E_UA

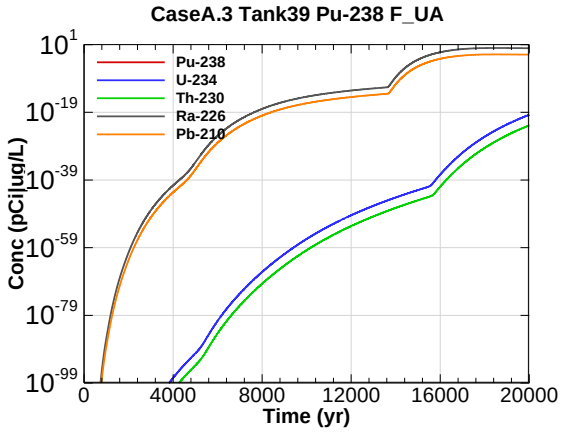

Figure R.11-78 - 100m Aquifer Concentration for CaseA.3 Tank39 Pu-238 F_UA

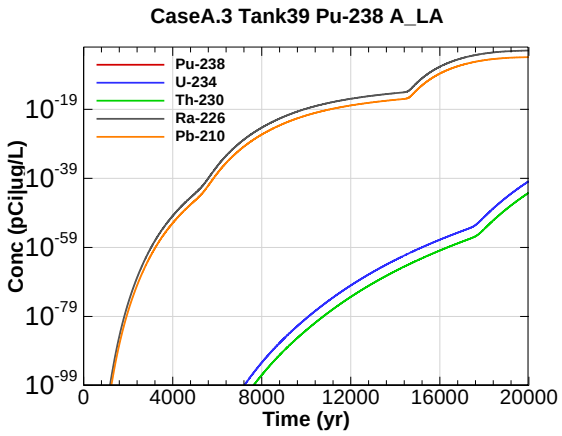

Figure R.11-79 - 100m Aquifer Concentration for CaseA.3 Tank39 Pu-238 A_LA

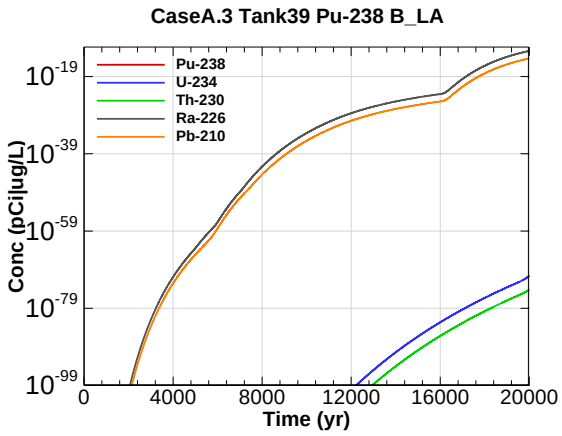

Figure R.11-80 - 100m Aquifer Concentration for CaseA.3 Tank39 Pu-238 B_LA

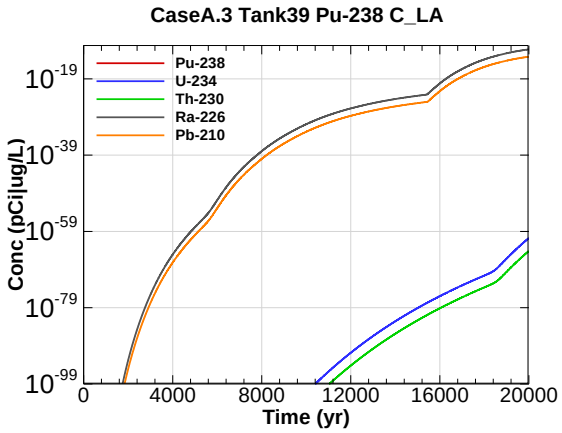

Figure R.11-81 - 100m Aquifer Concentration for CaseA.3 Tank39 Pu-238 C_LA

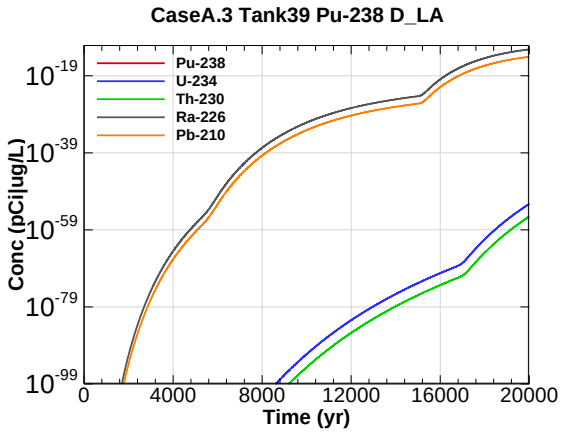

Figure R.11-82 - 100m Aquifer Concentration for CaseA.3 Tank39 Pu-238 D_LA

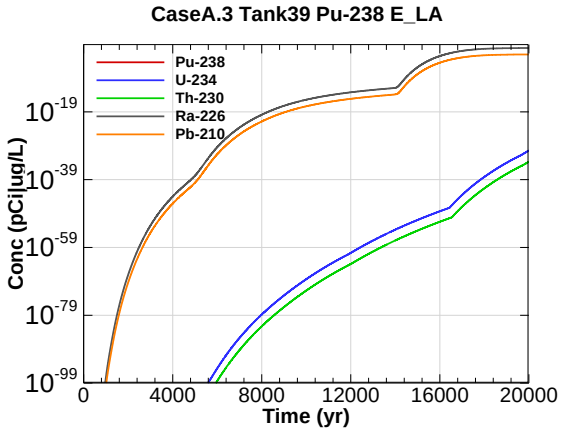

Figure R.11-83 - 100m Aquifer Concentration for CaseA.3 Tank39 Pu-238 E_LA

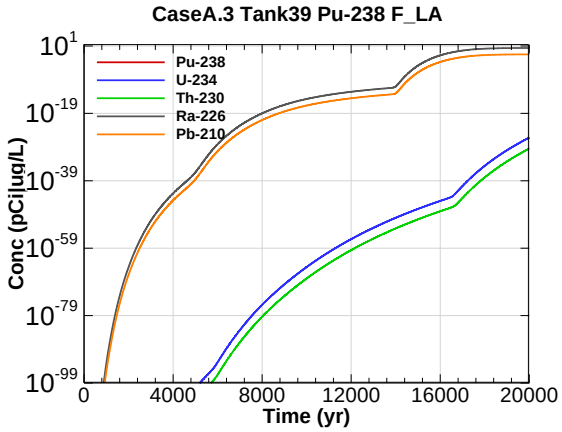

Figure R.11-84 - 100m Aquifer Concentration for CaseA.3 Tank39 Pu-238 F_LA

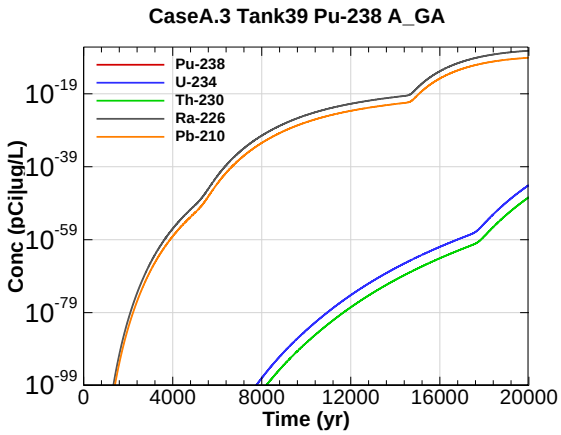

Figure R.11-85 - 100m Aquifer Concentration for CaseA.3 Tank39 Pu-238 A_GA

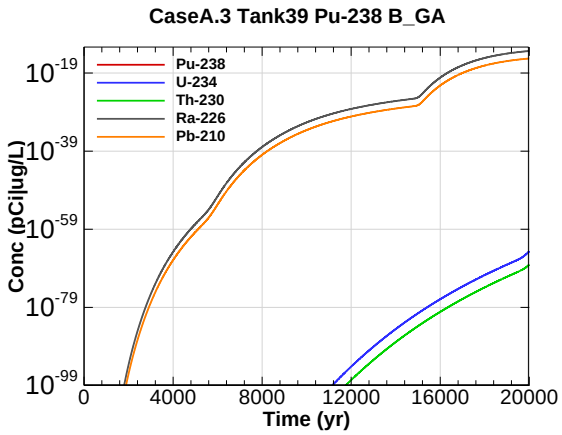

Figure R.11-86 - 100m Aquifer Concentration for CaseA.3 Tank39 Pu-238 B_GA

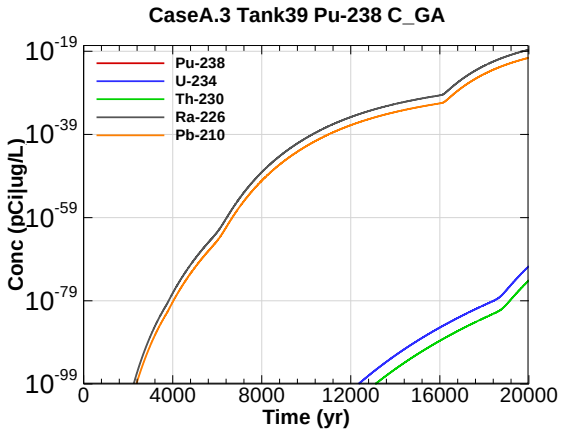

Figure R.11-87 - 100m Aquifer Concentration for CaseA.3 Tank39 Pu-238 C_GA

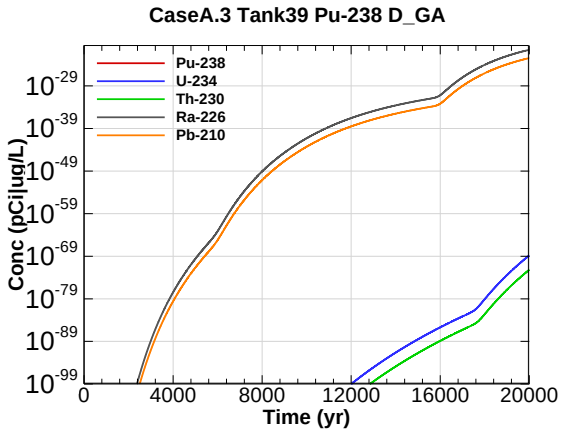

Figure R.11-88 - 100m Aquifer Concentration for CaseA.3 Tank39 Pu-238 D_GA

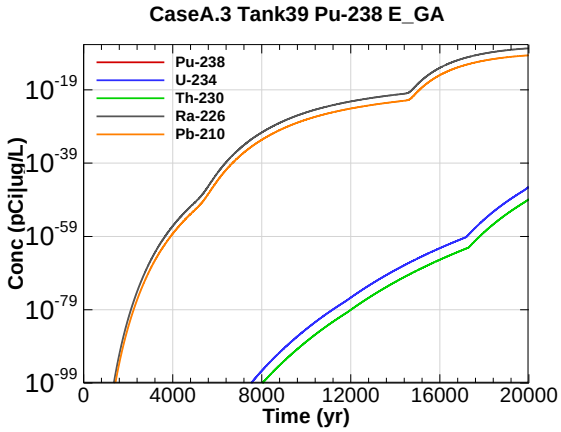

Figure R.11-89 - 100m Aquifer Concentration for CaseA.3 Tank39 Pu-238 E_GA

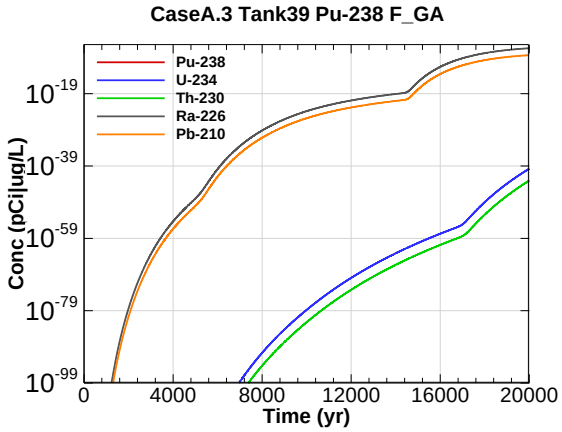

Figure R.11-90 - 100m Aquifer Concentration for CaseA.3 Tank39 Pu-238 F_GA

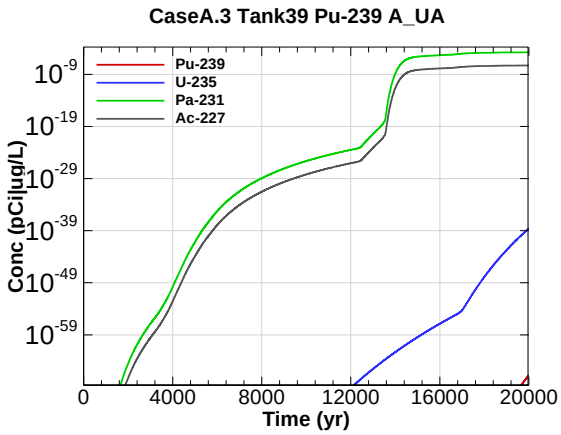

Figure R.11-91 - 100m Aquifer Concentration for CaseA.3 Tank39 Pu-239 A_UA

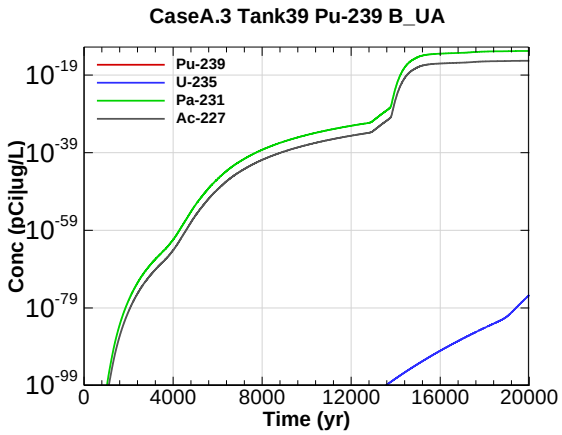

Figure R.11-92 - 100m Aquifer Concentration for CaseA.3 Tank39 Pu-239 B_UA

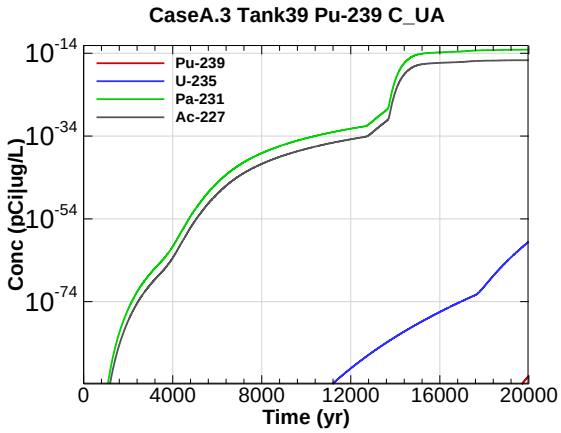

Figure R.11-93 - 100m Aquifer Concentration for CaseA.3 Tank39 Pu-239 C_UA

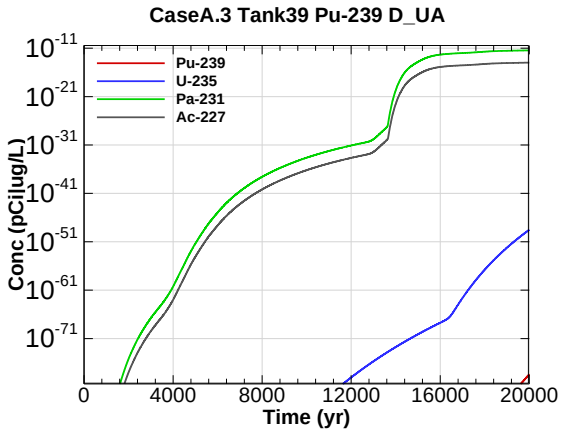

Figure R.11-94 - 100m Aquifer Concentration for CaseA.3 Tank39 Pu-239 D_UA

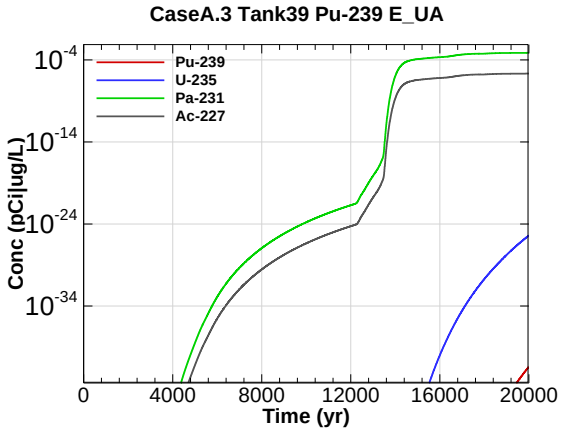

Figure R.11-95 - 100m Aquifer Concentration for CaseA.3 Tank39 Pu-239 E_UA

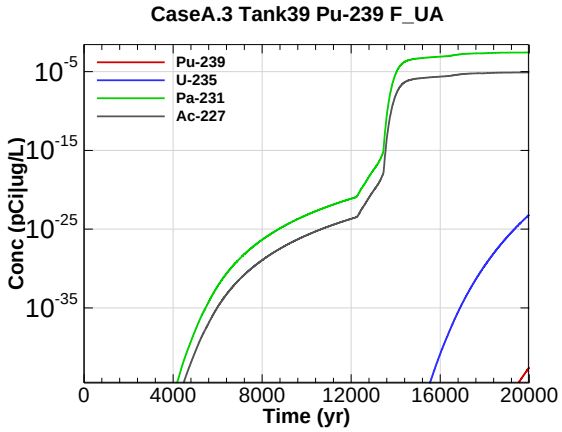

Figure R.11-96 - 100m Aquifer Concentration for CaseA.3 Tank39 Pu-239 F_UA

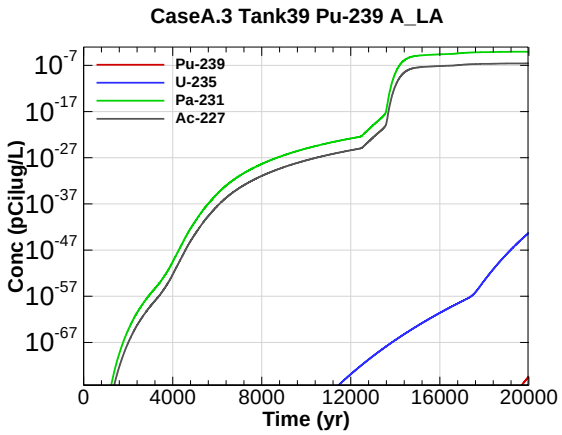

Figure R.11-97 - 100m Aquifer Concentration for CaseA.3 Tank39 Pu-239 A_LA

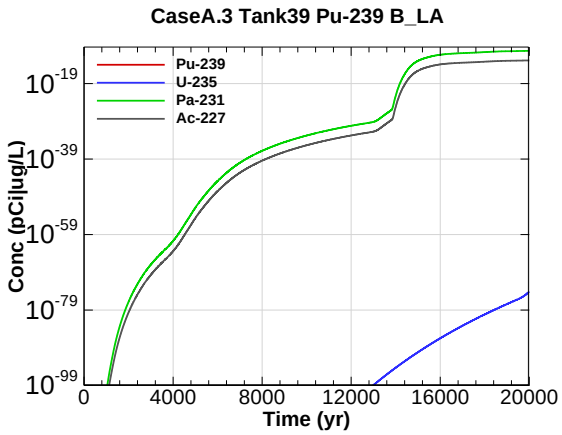

Figure R.11-98 - 100m Aquifer Concentration for CaseA.3 Tank39 Pu-239 B_LA

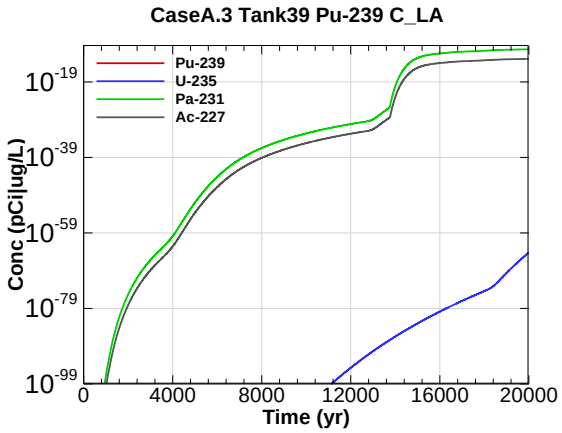

Figure R.11-99 - 100m Aquifer Concentration for CaseA.3 Tank39 Pu-239 C_LA

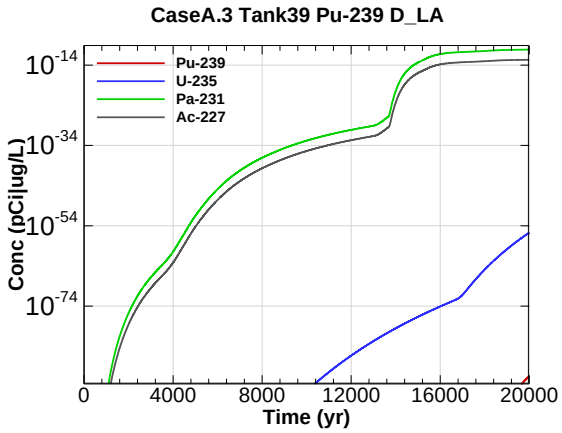

Figure R.11-100 - 100m Aquifer Concentration for CaseA.3 Tank39 Pu-239 D_LA

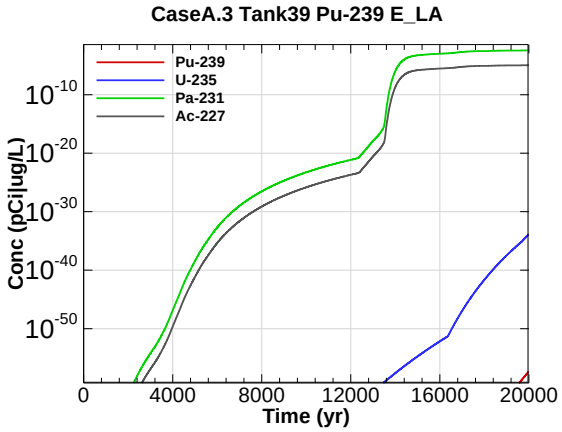

Figure R.11-101 - 100m Aquifer Concentration for CaseA.3 Tank39 Pu-239 E_LA

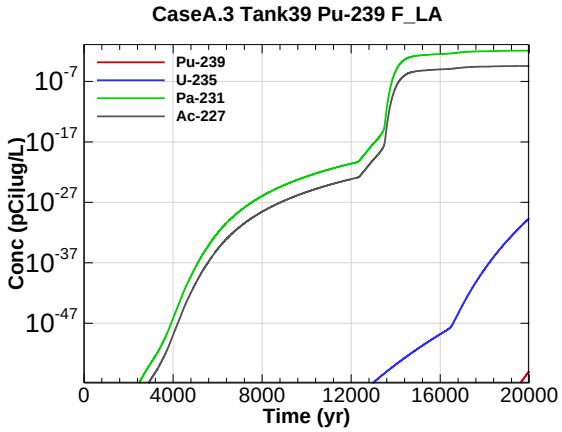

Figure R.11-102 - 100m Aquifer Concentration for CaseA.3 Tank39 Pu-239 F_LA

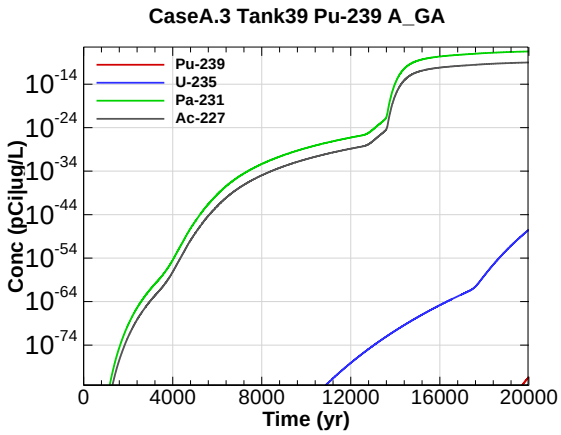

Figure R.11-103 - 100m Aquifer Concentration for CaseA.3 Tank39 Pu-239 A_GA

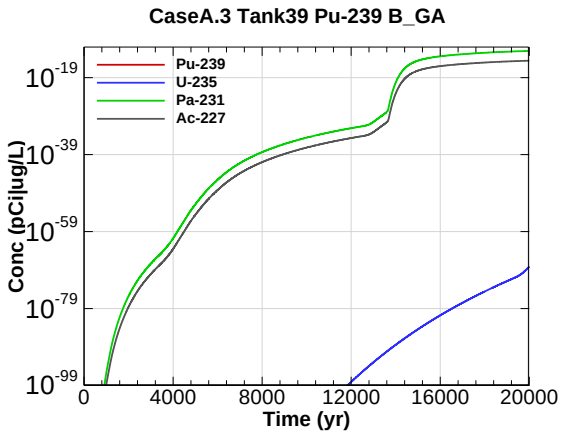

Figure R.11-104 - 100m Aquifer Concentration for CaseA.3 Tank39 Pu-239 B_GA

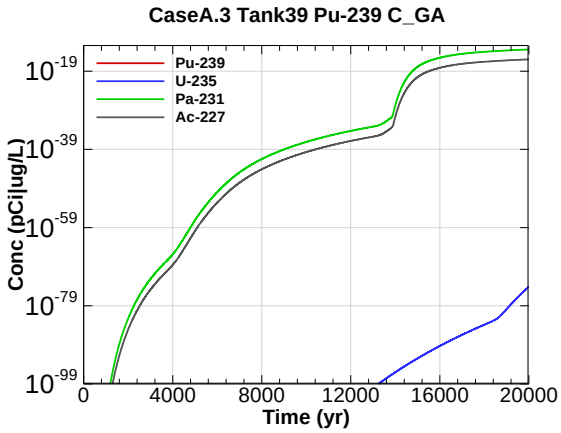

Figure R.11-105 - 100m Aquifer Concentration for CaseA.3 Tank39 Pu-239 C_GA

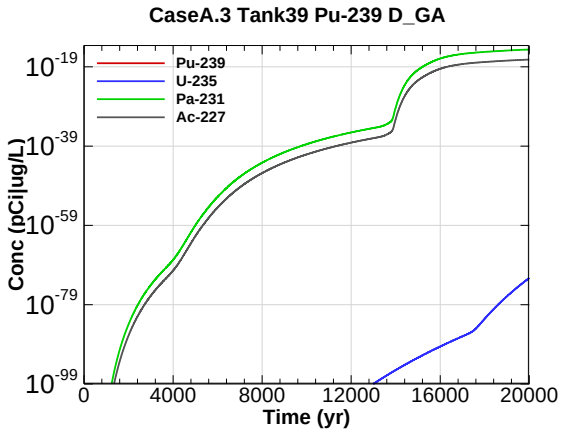

Figure R.11-106 - 100m Aquifer Concentration for CaseA.3 Tank39 Pu-239 D_GA

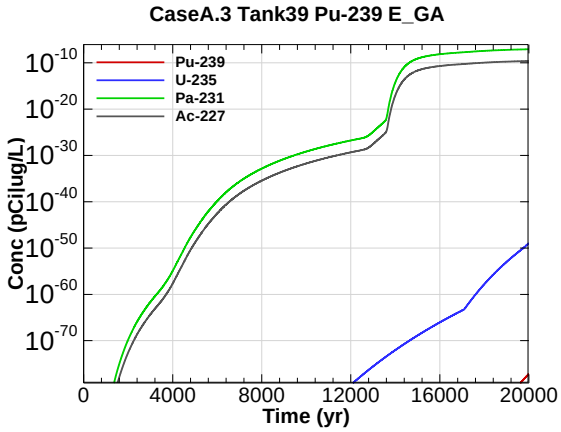

Figure R.11-107 - 100m Aquifer Concentration for CaseA.3 Tank39 Pu-239 E_GA

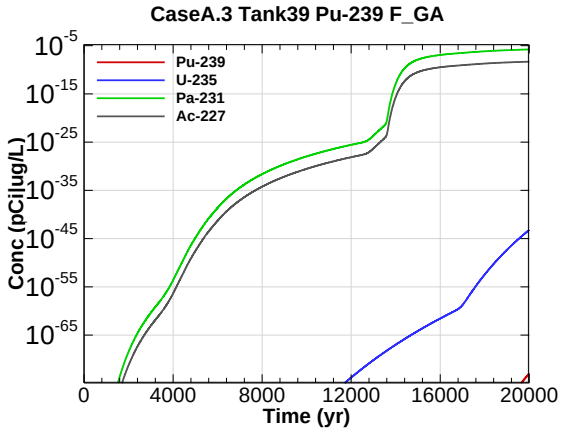

Figure R.11-108 - 100m Aquifer Concentration for CaseA.3 Tank39 Pu-239 F_GA

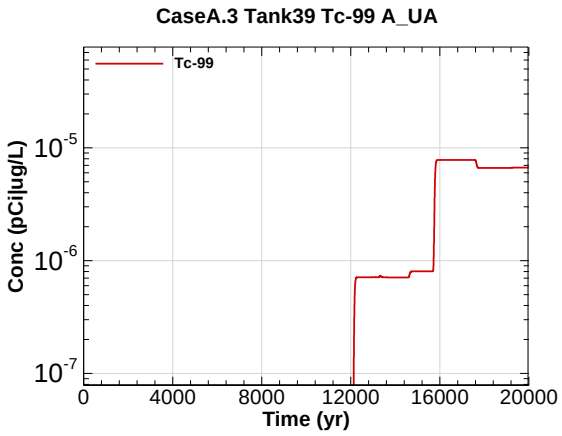

Figure R.11-109 - 100m Aquifer Concentration for CaseA.3 Tank39 Tc-99 A_UA

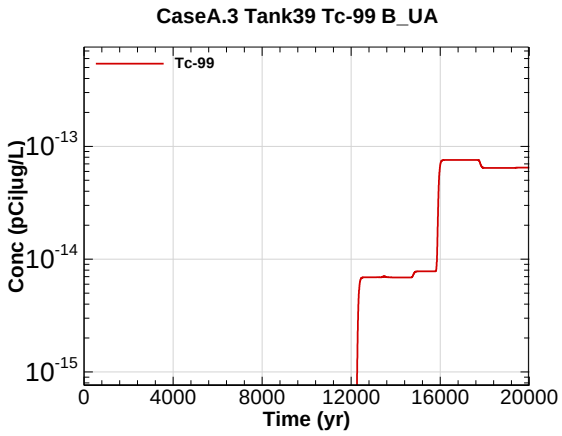

Figure R.11-110 - 100m Aquifer Concentration for CaseA.3 Tank39 Tc-99 B_UA

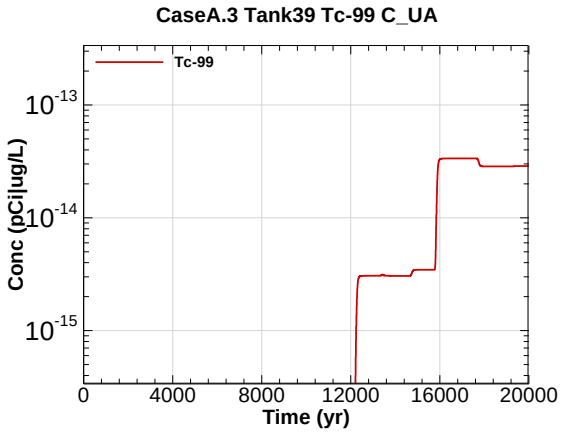

Figure R.11-111 - 100m Aquifer Concentration for CaseA.3 Tank39 Tc-99 C_UA

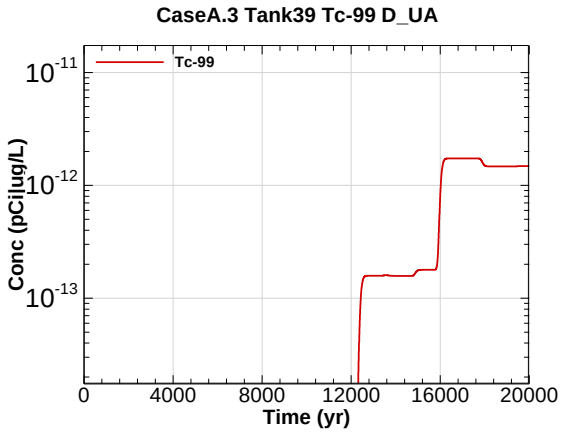

Figure R.11-112 - 100m Aquifer Concentration for CaseA.3 Tank39 Tc-99 D_UA

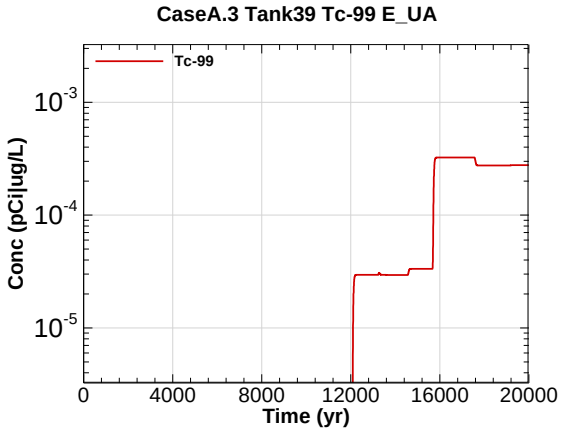

Figure R.11-113 - 100m Aquifer Concentration for CaseA.3 Tank39 Tc-99 E_UA

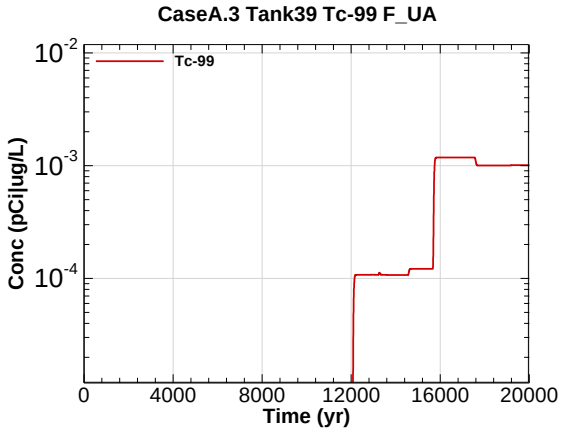

Figure R.11-114 - 100m Aquifer Concentration for CaseA.3 Tank39 Tc-99 F_UA

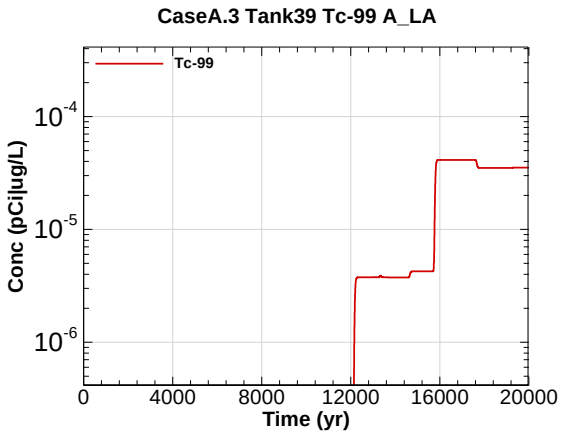

Figure R.11-115 - 100m Aquifer Concentration for CaseA.3 Tank39 Tc-99 A_LA

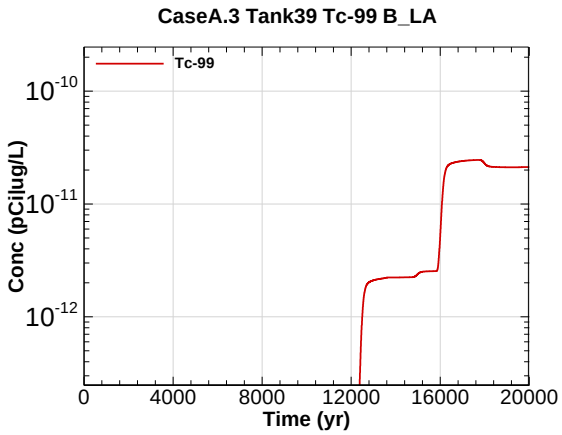

Figure R.11-116 - 100m Aquifer Concentration for CaseA.3 Tank39 Tc-99 B_LA

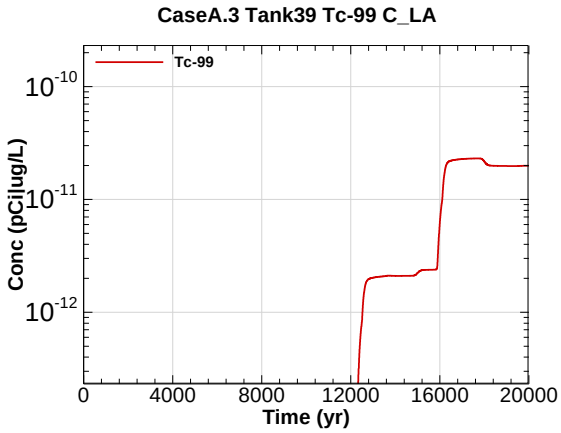

Figure R.11-117 - 100m Aquifer Concentration for CaseA.3 Tank39 Tc-99 C_LA

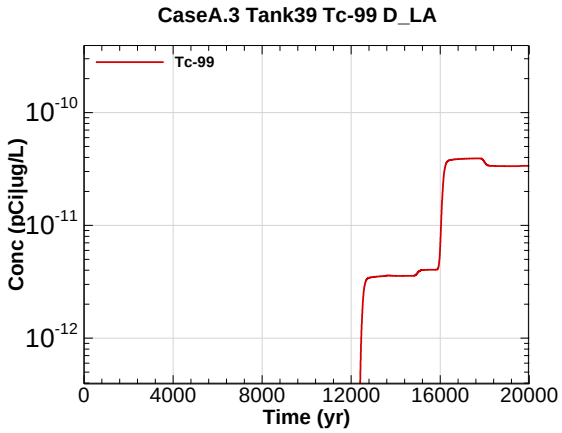

Figure R.11-118 - 100m Aquifer Concentration for CaseA.3 Tank39 Tc-99 D_LA

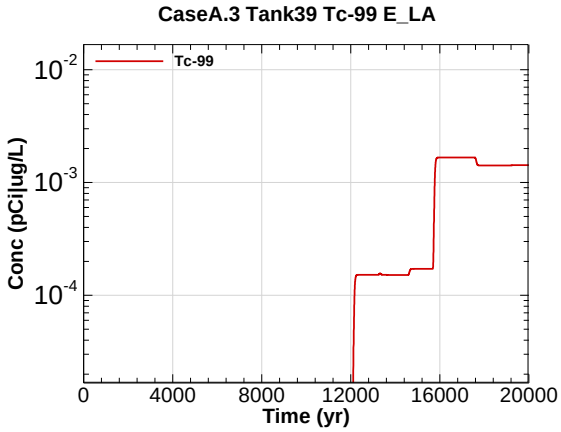

Figure R.11-119 - 100m Aquifer Concentration for CaseA.3 Tank39 Tc-99 E_LA

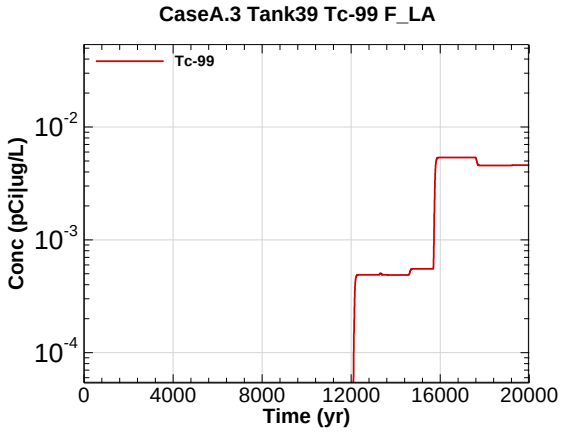

Figure R.11-120 - 100m Aquifer Concentration for CaseA.3 Tank39 Tc-99 F_LA

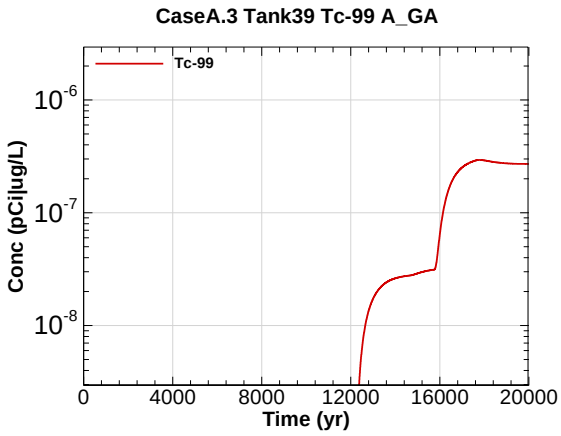

Figure R.11-121 - 100m Aquifer Concentration for CaseA.3 Tank39 Tc-99 A_GA

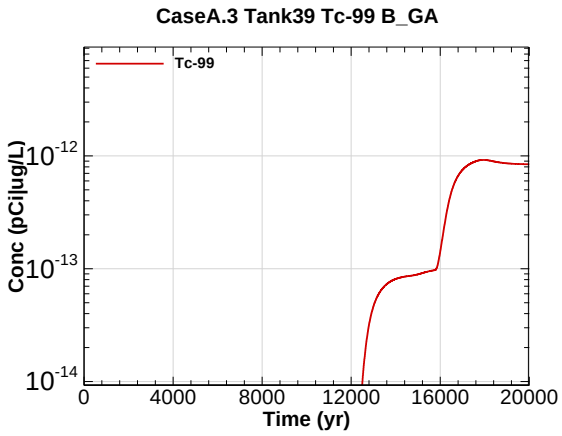

Figure R.11-122 - 100m Aquifer Concentration for CaseA.3 Tank39 Tc-99 B_GA

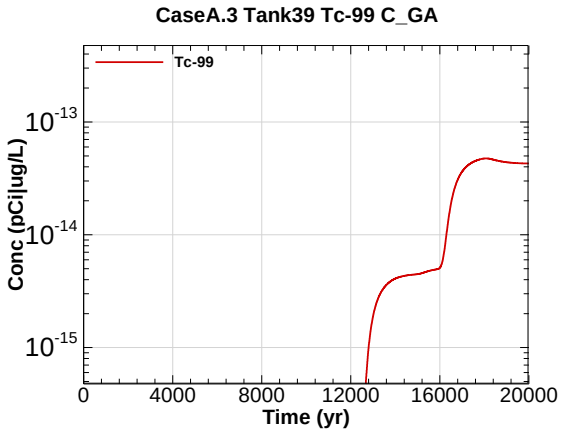

Figure R.11-123 - 100m Aquifer Concentration for CaseA.3 Tank39 Tc-99 C_GA

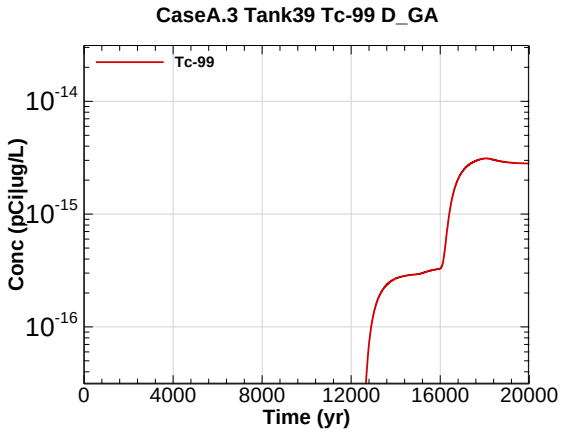

Figure R.11-124 - 100m Aquifer Concentration for CaseA.3 Tank39 Tc-99 D_GA

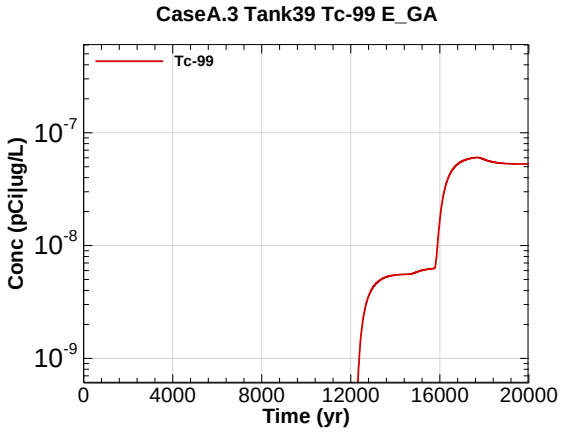

Figure R.11-125 - 100m Aquifer Concentration for CaseA.3 Tank39 Tc-99 E_GA

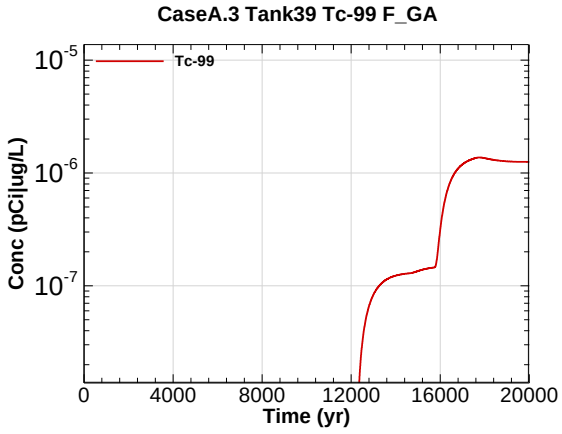

Figure R.11-126 - 100m Aquifer Concentration for CaseA.3 Tank39 Tc-99 F_GA

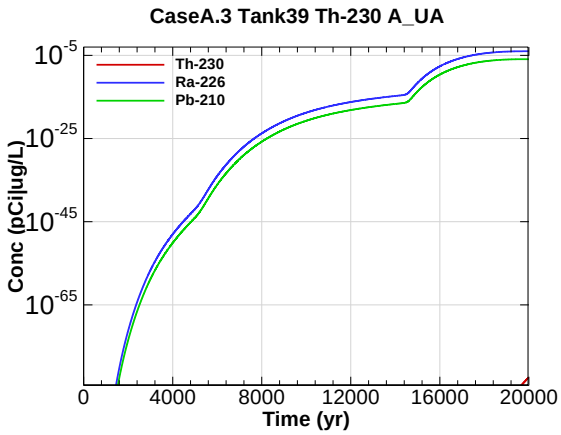

Figure R.11-127 - 100m Aquifer Concentration for CaseA.3 Tank39 Th-230 A_UA

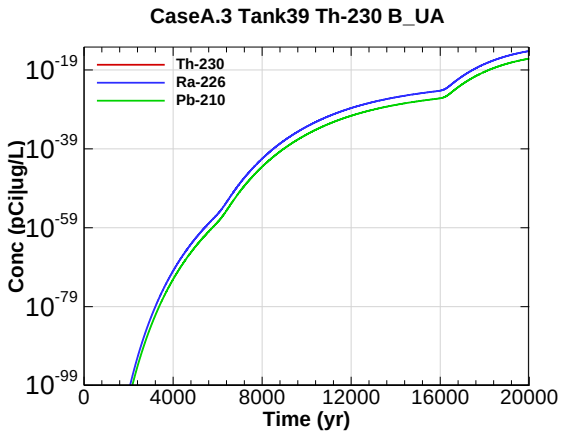

Figure R.11-128 - 100m Aquifer Concentration for CaseA.3 Tank39 Th-230 B_UA

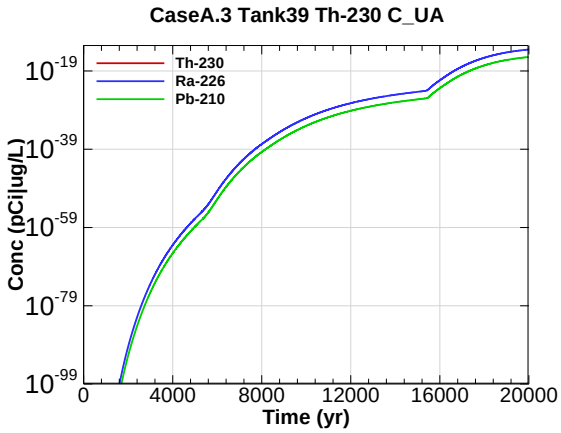

Figure R.11-129 - 100m Aquifer Concentration for CaseA.3 Tank39 Th-230 C_UA

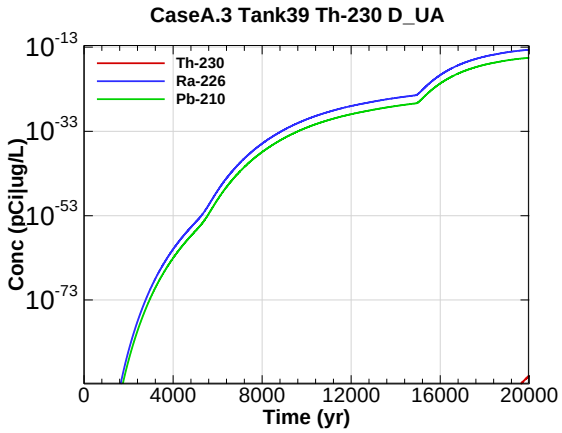

Figure R.11-130 - 100m Aquifer Concentration for CaseA.3 Tank39 Th-230 D_UA

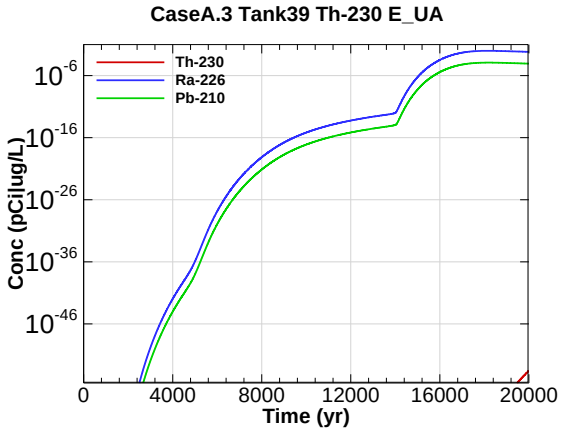

Figure R.11-131 - 100m Aquifer Concentration for CaseA.3 Tank39 Th-230 E_UA

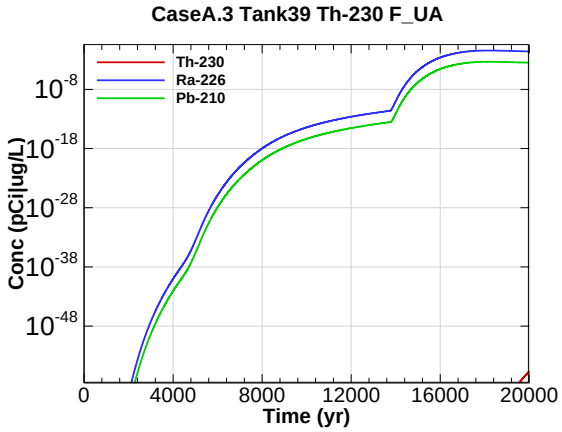

Figure R.11-132 - 100m Aquifer Concentration for CaseA.3 Tank39 Th-230 F_UA

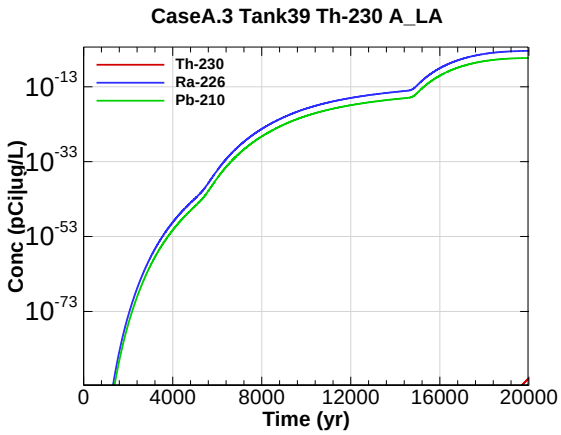

Figure R.11-133 - 100m Aquifer Concentration for CaseA.3 Tank39 Th-230 A_LA

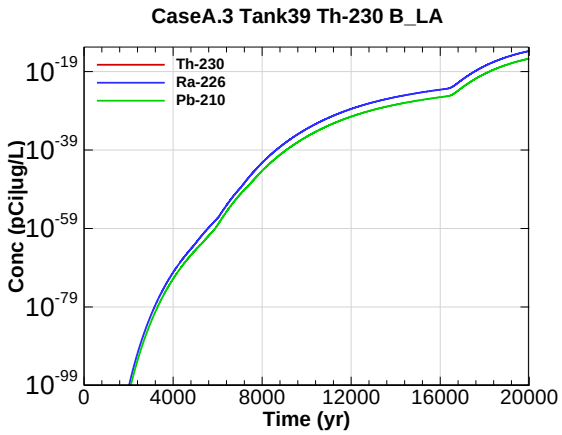

Figure R.11-134 - 100m Aquifer Concentration for CaseA.3 Tank39 Th-230 B_LA

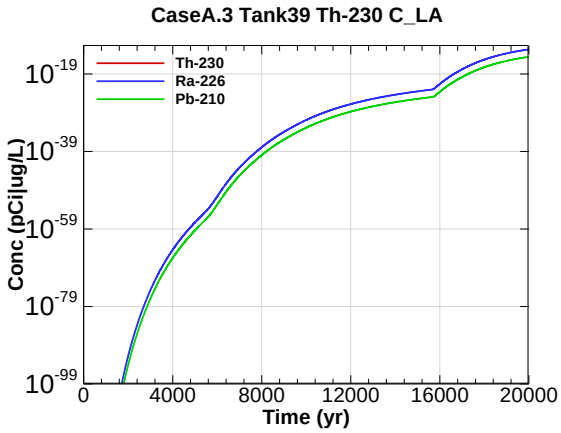

Figure R.11-135 - 100m Aquifer Concentration for CaseA.3 Tank39 Th-230 C_LA

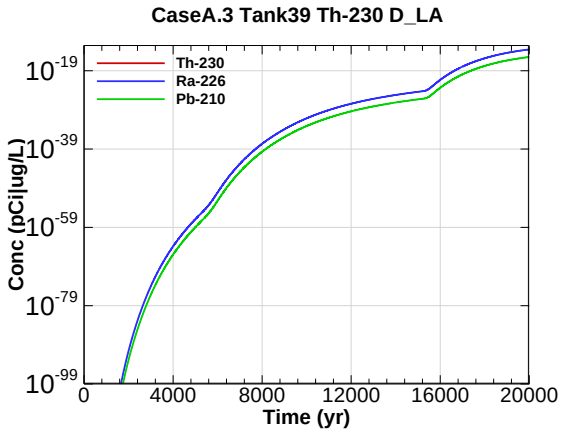

Figure R.11-136 - 100m Aquifer Concentration for CaseA.3 Tank39 Th-230 D_LA

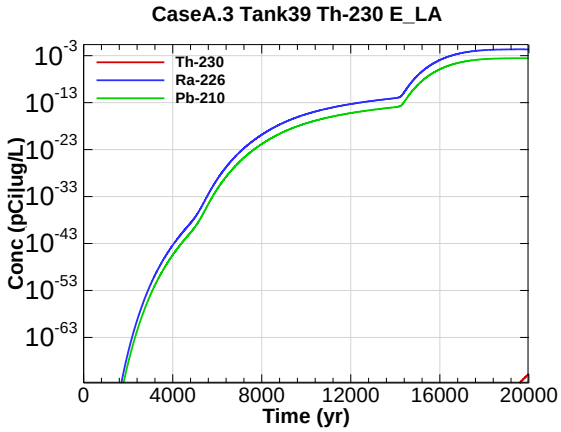

Figure R.11-137 - 100m Aquifer Concentration for CaseA.3 Tank39 Th-230 E_LA

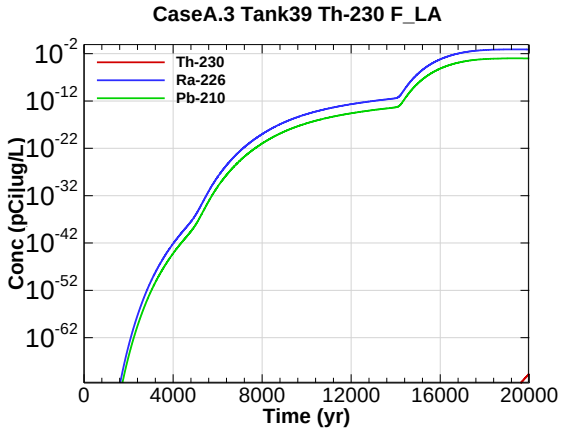

Figure R.11-138 - 100m Aquifer Concentration for CaseA.3 Tank39 Th-230 F_LA

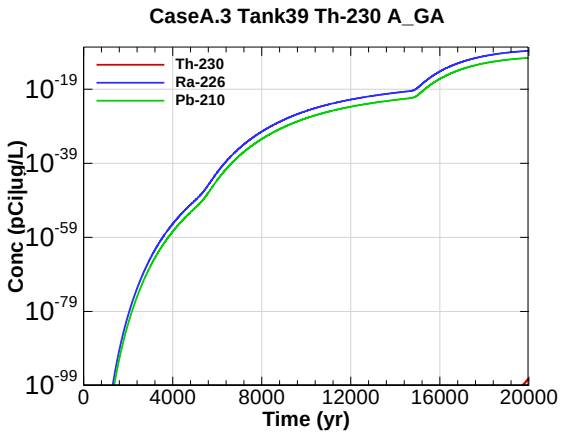

Figure R.11-139 - 100m Aquifer Concentration for CaseA.3 Tank39 Th-230 A_GA

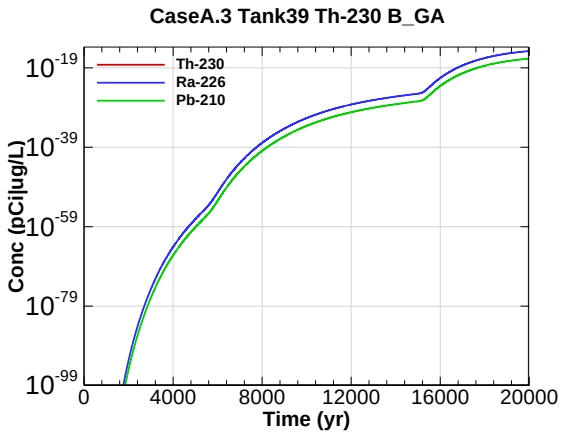

Figure R.11-140 - 100m Aquifer Concentration for CaseA.3 Tank39 Th-230 B_GA

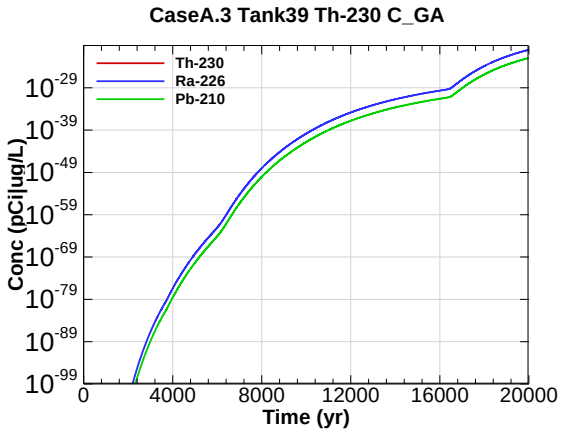

Figure R.11-141 - 100m Aquifer Concentration for CaseA.3 Tank39 Th-230 C_GA

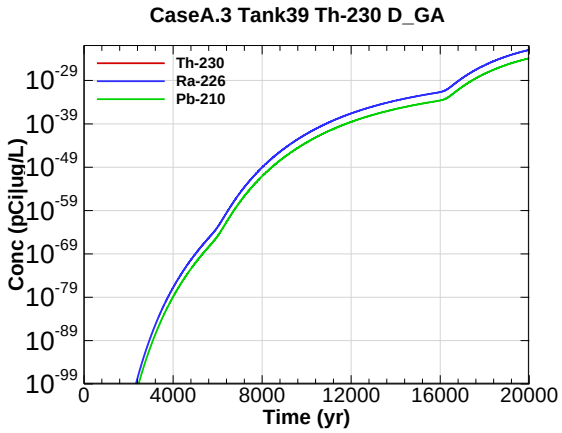

Figure R.11-142 - 100m Aquifer Concentration for CaseA.3 Tank39 Th-230 D_GA

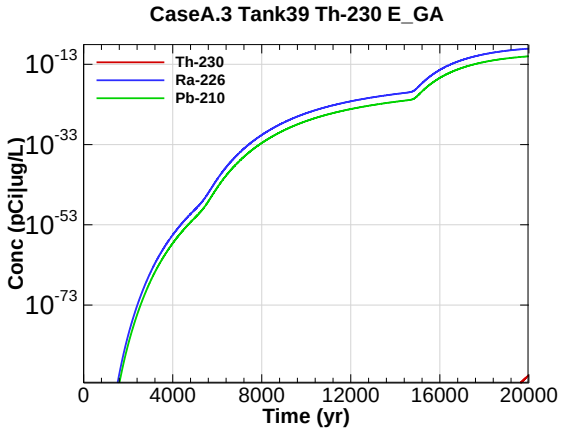

Figure R.11-143 - 100m Aquifer Concentration for CaseA.3 Tank39 Th-230 E_GA

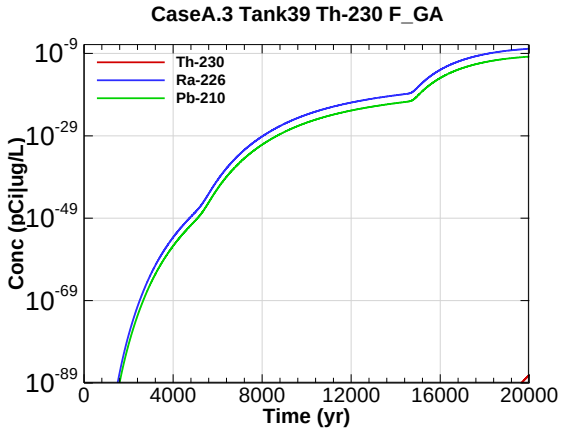

Figure R.11-144 - 100m Aquifer Concentration for CaseA.3 Tank39 Th-230 F_GA

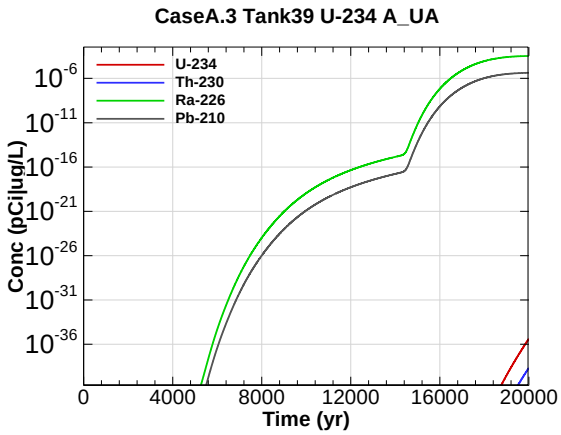

Figure R.11-145 - 100m Aquifer Concentration for CaseA.3 Tank39 U-234 A_UA

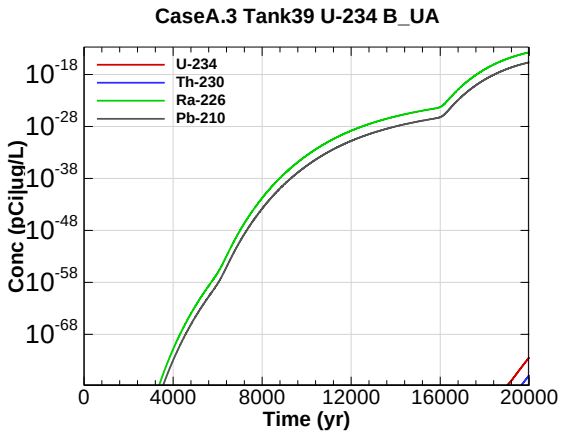

Figure R.11-146 - 100m Aquifer Concentration for CaseA.3 Tank39 U-234 B_UA

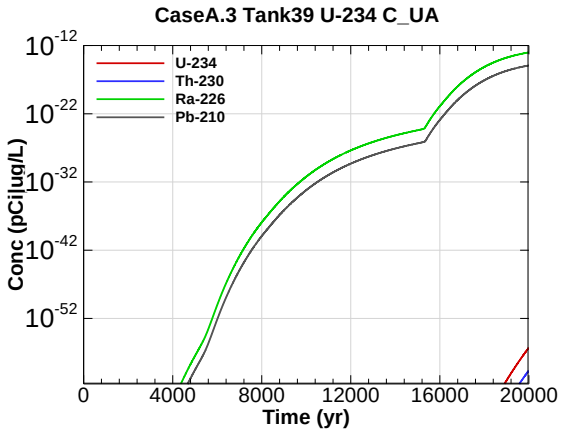

Figure R.11-147 - 100m Aquifer Concentration for CaseA.3 Tank39 U-234 C_UA

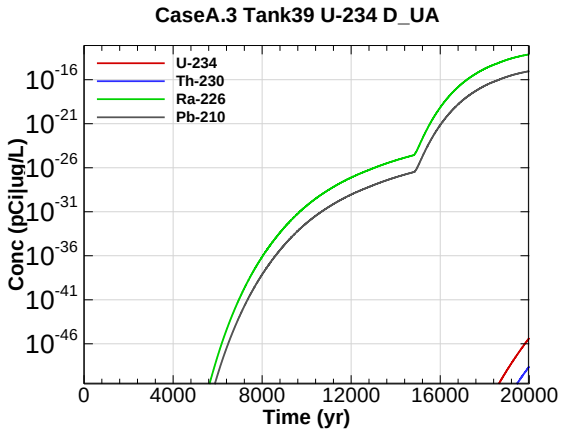

Figure R.11-148 - 100m Aquifer Concentration for CaseA.3 Tank39 U-234 D_UA

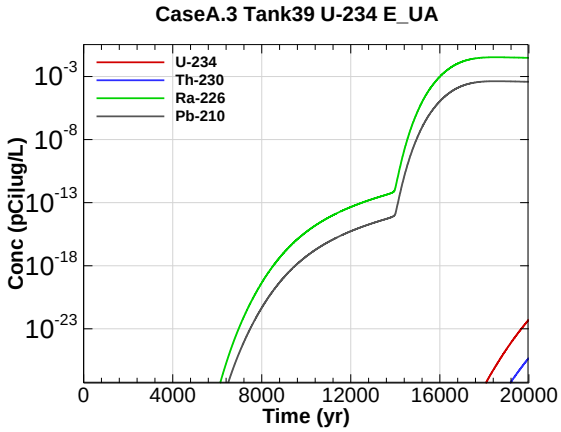

Figure R.11-149 - 100m Aquifer Concentration for CaseA.3 Tank39 U-234 E_UA

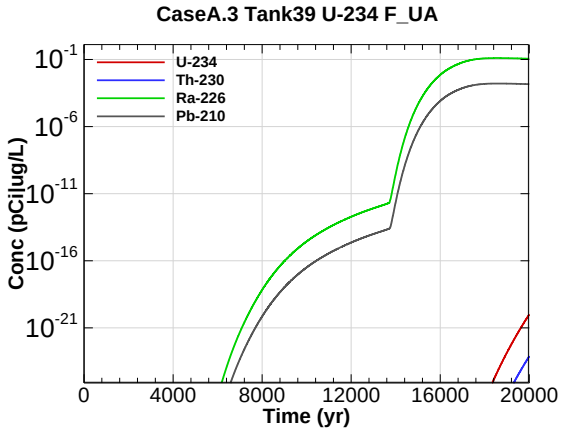

Figure R.11-150 - 100m Aquifer Concentration for CaseA.3 Tank39 U-234 F_UA

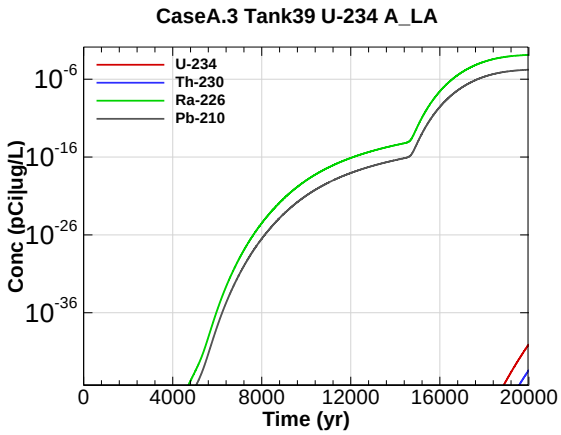

Figure R.11-151 - 100m Aquifer Concentration for CaseA.3 Tank39 U-234 A_LA

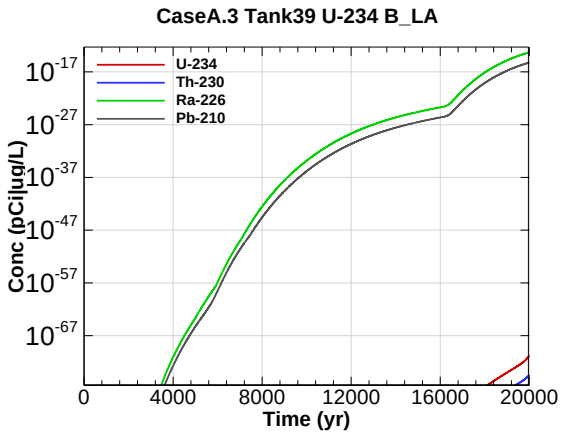

Figure R.11-152 - 100m Aquifer Concentration for CaseA.3 Tank39 U-234 B_LA

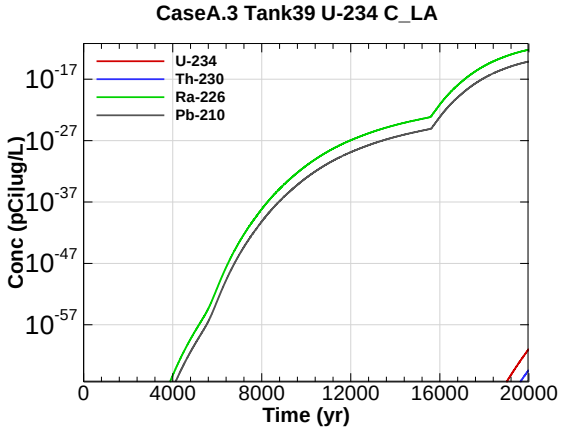

Figure R.11-153 - 100m Aquifer Concentration for CaseA.3 Tank39 U-234 C_LA

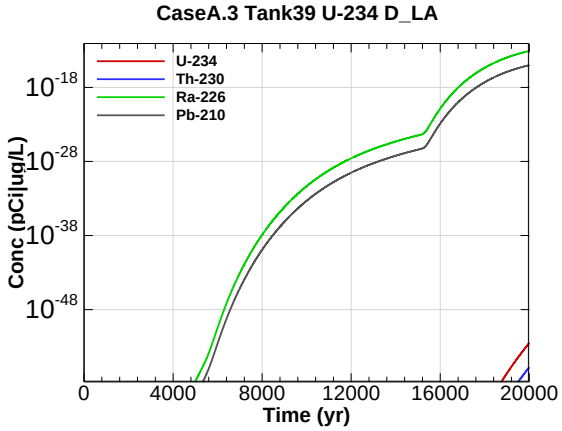

Figure R.11-154 - 100m Aquifer Concentration for CaseA.3 Tank39 U-234 D_LA

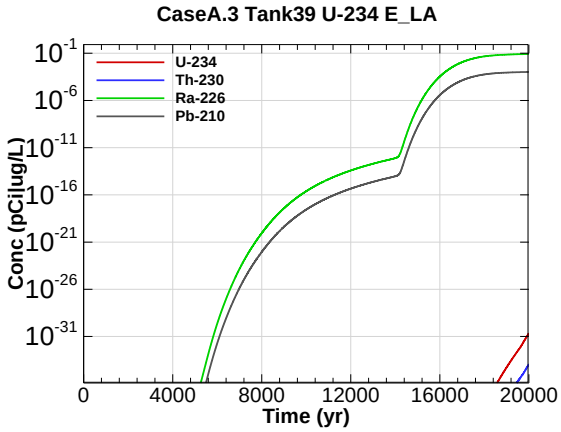

Figure R.11-155 - 100m Aquifer Concentration for CaseA.3 Tank39 U-234 E_LA

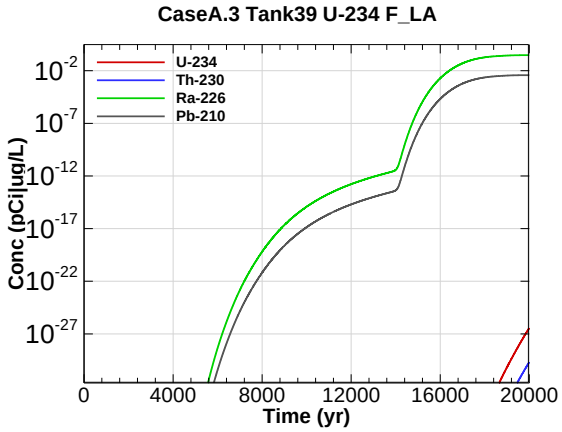

Figure R.11-156 - 100m Aquifer Concentration for CaseA.3 Tank39 U-234 F_LA

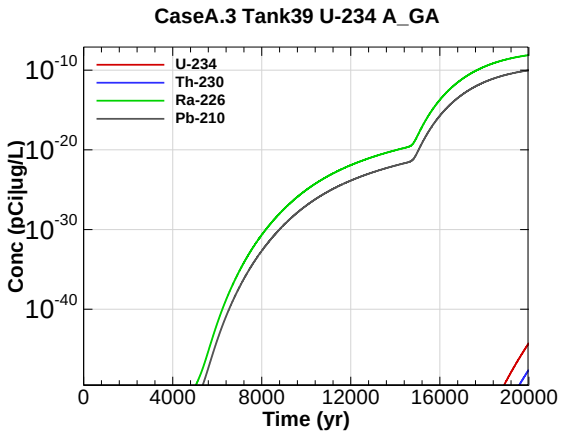

Figure R.11-157 - 100m Aquifer Concentration for CaseA.3 Tank39 U-234 A_GA

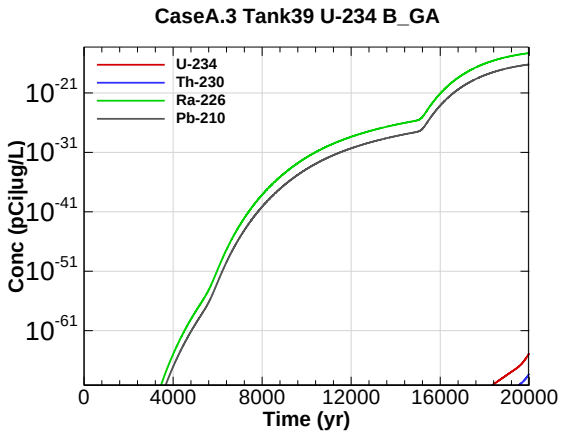

Figure R.11-158 - 100m Aquifer Concentration for CaseA.3 Tank39 U-234 B_GA

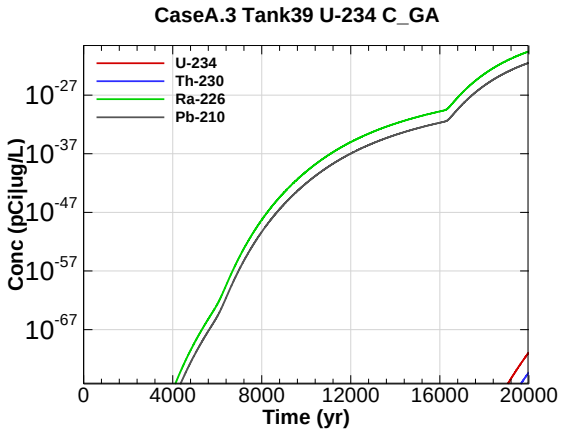

Figure R.11-159 - 100m Aquifer Concentration for CaseA.3 Tank39 U-234 C_GA

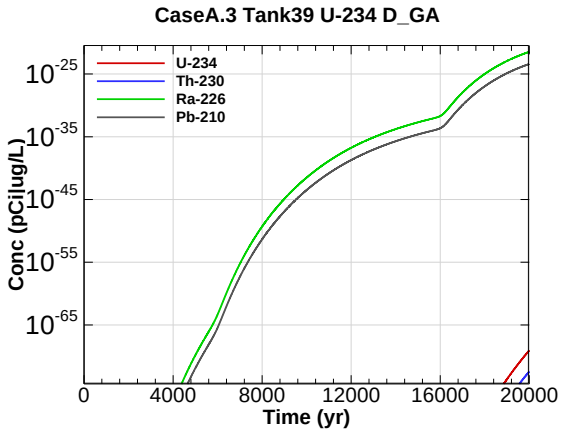

Figure R.11-160 - 100m Aquifer Concentration for CaseA.3 Tank39 U-234 D_GA

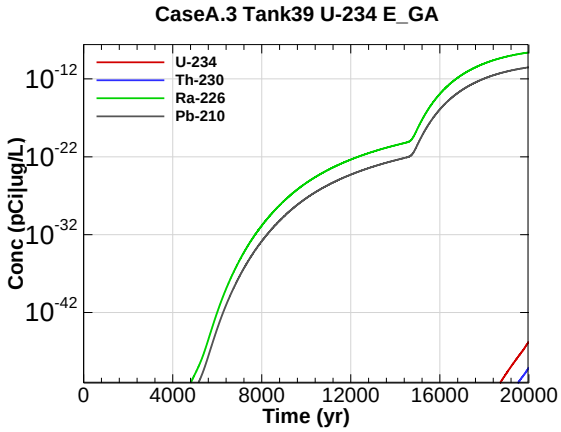

Figure R.11-161 - 100m Aquifer Concentration for CaseA.3 Tank39 U-234 E_GA

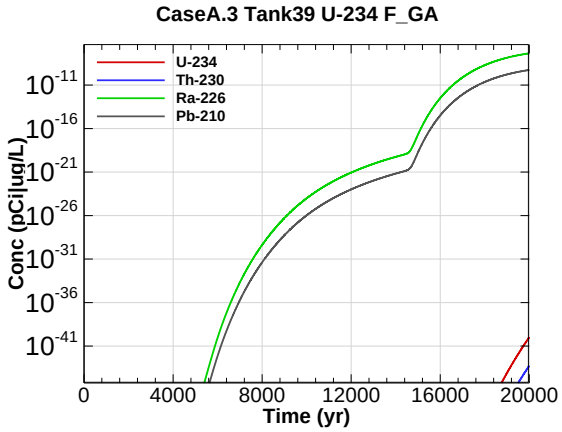

Figure R.11-162 - 100m Aquifer Concentration for CaseA.3 Tank39 U-234 F_GA

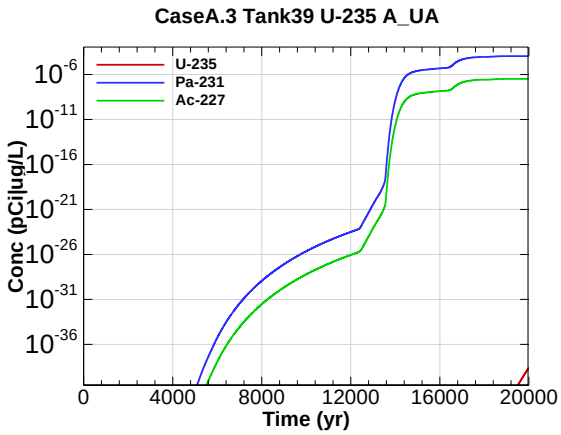

Figure R.11-163 - 100m Aquifer Concentration for CaseA.3 Tank39 U-235 A_UA

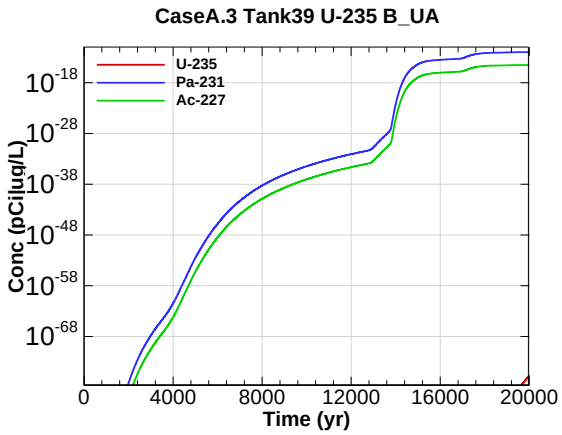

Figure R.11-164 - 100m Aquifer Concentration for CaseA.3 Tank39 U-235 B_UA

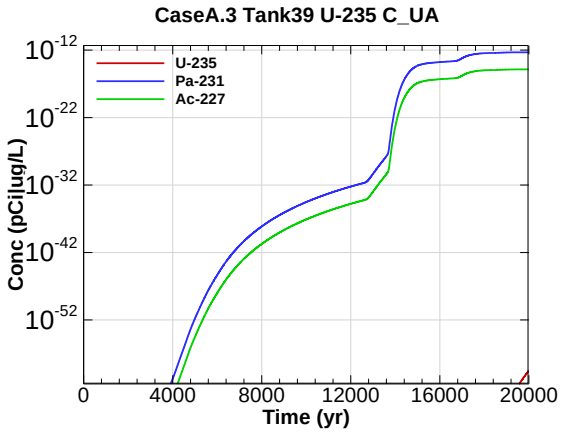

Figure R.11-165 - 100m Aquifer Concentration for CaseA.3 Tank39 U-235 C_UA

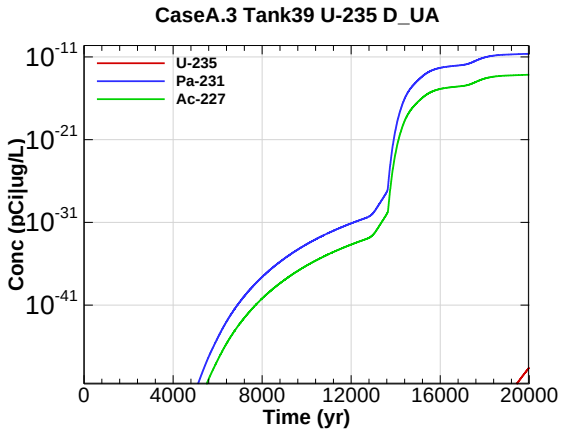

Figure R.11-166 - 100m Aquifer Concentration for CaseA.3 Tank39 U-235 D_UA

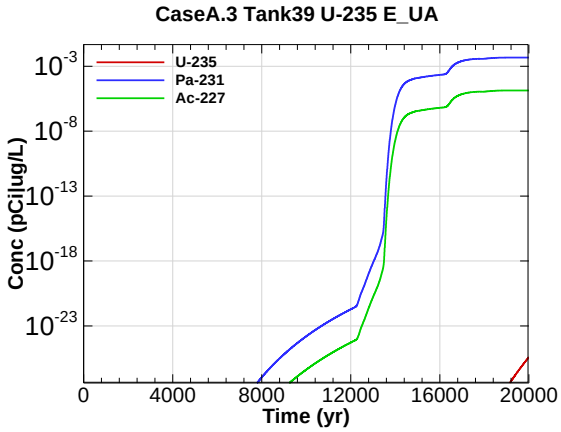

Figure R.11-167 - 100m Aquifer Concentration for CaseA.3 Tank39 U-235 E_UA

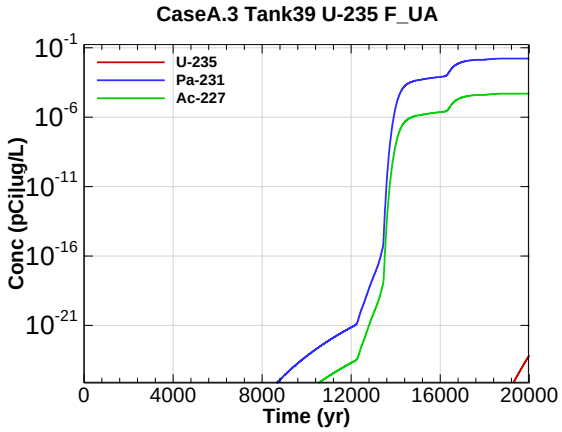

Figure R.11-168 - 100m Aquifer Concentration for CaseA.3 Tank39 U-235 F_UA

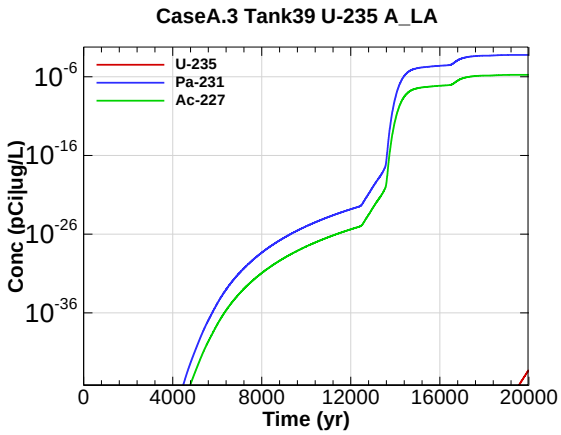

Figure R.11-169 - 100m Aquifer Concentration for CaseA.3 Tank39 U-235 A_LA

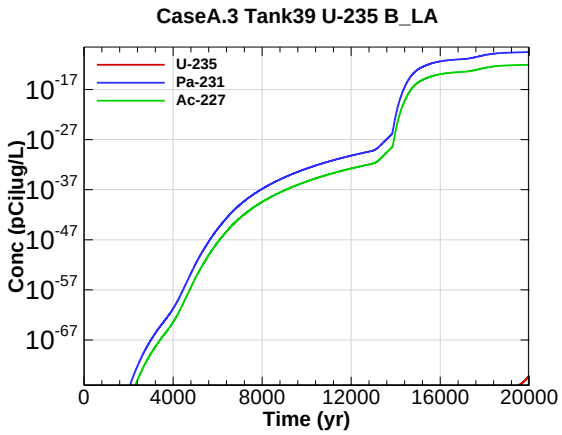

Figure R.11-170 - 100m Aquifer Concentration for CaseA.3 Tank39 U-235 B_LA

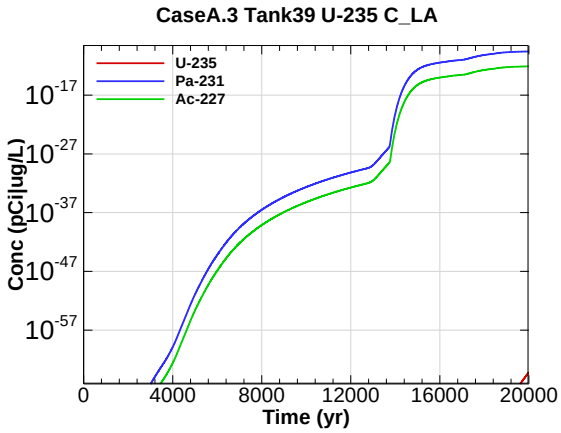

Figure R.11-171 - 100m Aquifer Concentration for CaseA.3 Tank39 U-235 C_LA

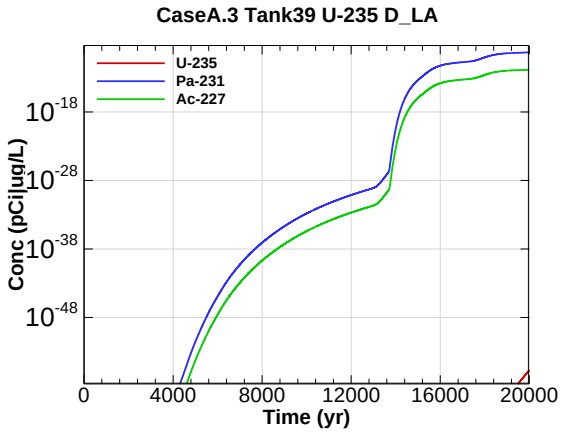

Figure R.11-172 - 100m Aquifer Concentration for CaseA.3 Tank39 U-235 D_LA

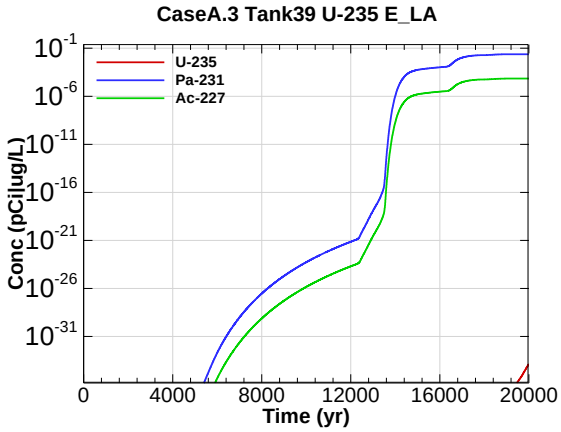

Figure R.11-173 - 100m Aquifer Concentration for CaseA.3 Tank39 U-235 E_LA

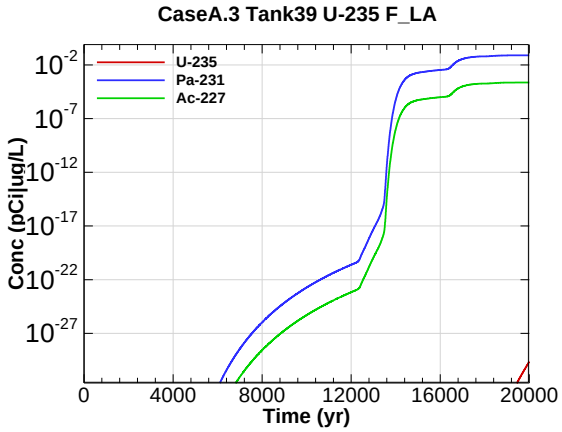

Figure R.11-174 - 100m Aquifer Concentration for CaseA.3 Tank39 U-235 F_LA

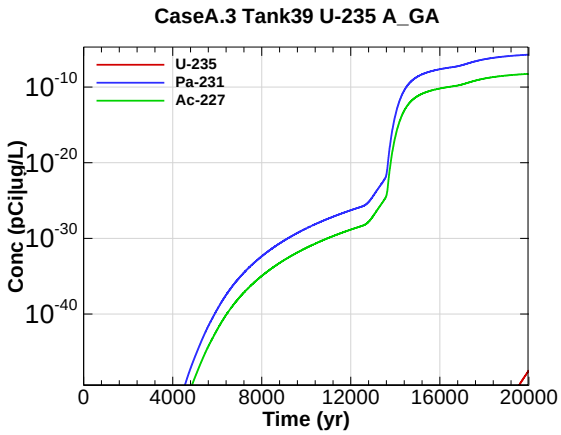

Figure R.11-175 - 100m Aquifer Concentration for CaseA.3 Tank39 U-235 A_GA

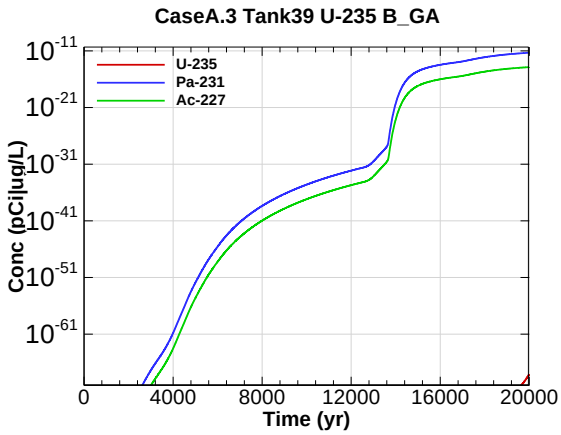

Figure R.11-176 - 100m Aquifer Concentration for CaseA.3 Tank39 U-235 B_GA

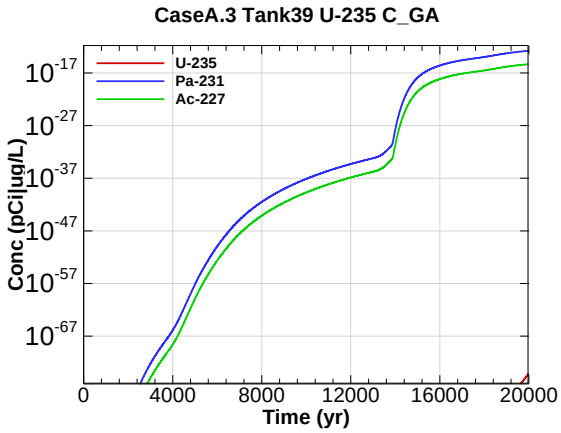

Figure R.11-177 - 100m Aquifer Concentration for CaseA.3 Tank39 U-235 C_GA

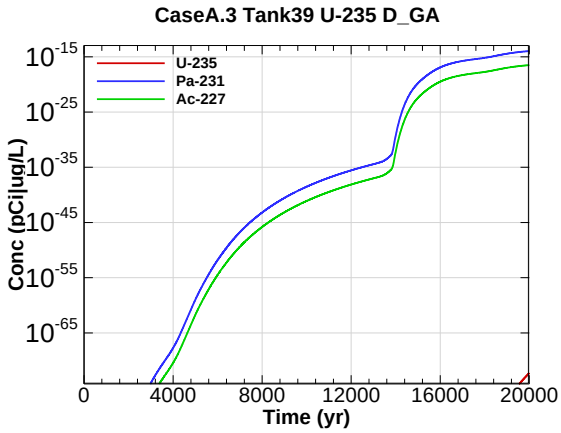

Figure R.11-178 - 100m Aquifer Concentration for CaseA.3 Tank39 U-235 D_GA

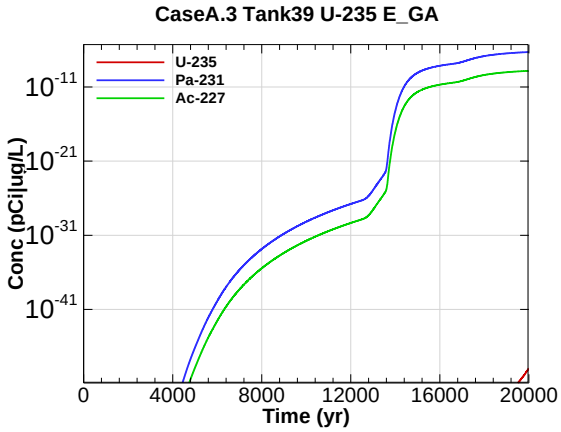

Figure R.11-179 - 100m Aquifer Concentration for CaseA.3 Tank39 U-235 E_GA

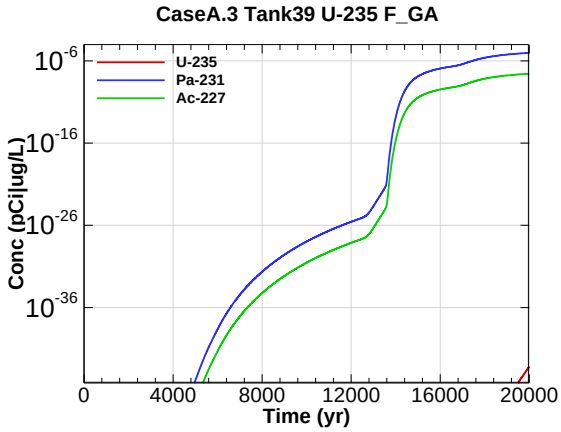

Figure R.11-180 - 100m Aquifer Concentration for CaseA.3 Tank39 U-235 F_GA

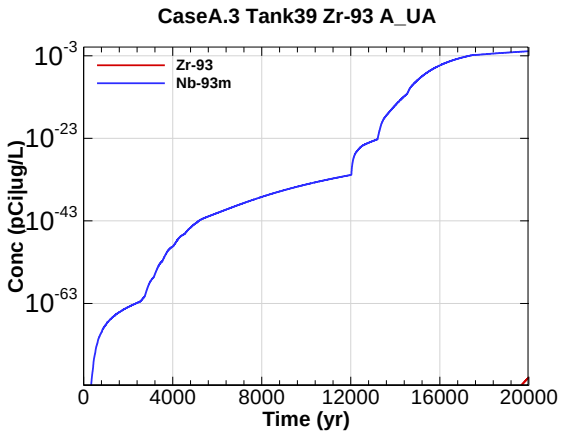

Figure R.11-181 - 100m Aquifer Concentration for CaseA.3 Tank39 Zr-93 A_UA

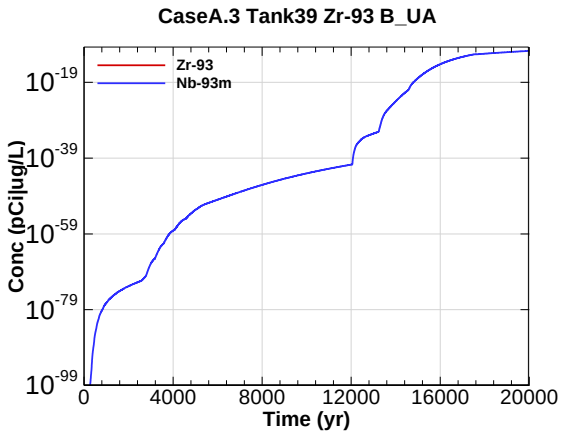

Figure R.11-182 - 100m Aquifer Concentration for CaseA.3 Tank39 Zr-93 B_UA

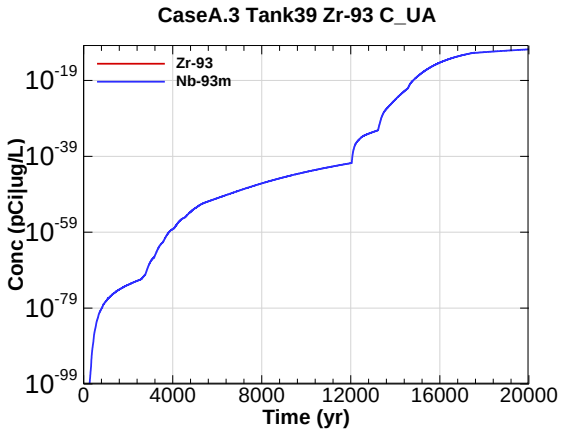

Figure R.11-183 - 100m Aquifer Concentration for CaseA.3 Tank39 Zr-93 C_UA

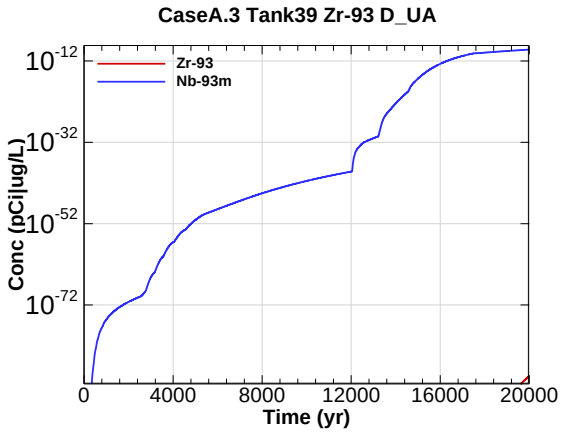

Figure R.11-184 - 100m Aquifer Concentration for CaseA.3 Tank39 Zr-93 D_UA

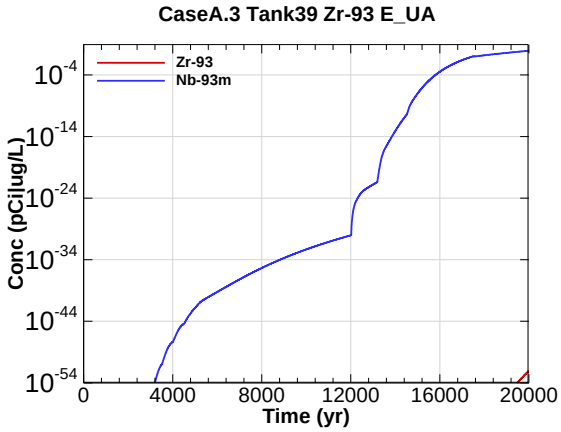

Figure R.11-185 - 100m Aquifer Concentration for CaseA.3 Tank39 Zr-93 E_UA

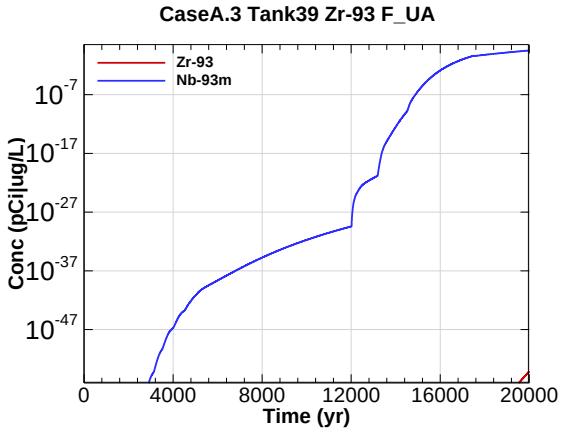

Figure R.11-186 - 100m Aquifer Concentration for CaseA.3 Tank39 Zr-93 F_UA

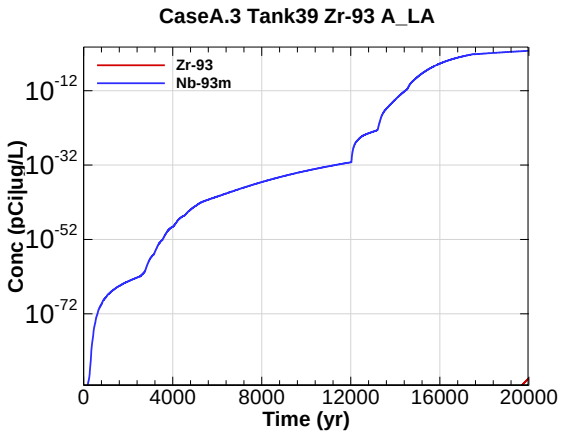

Figure R.11-187 - 100m Aquifer Concentration for CaseA.3 Tank39 Zr-93 A_LA

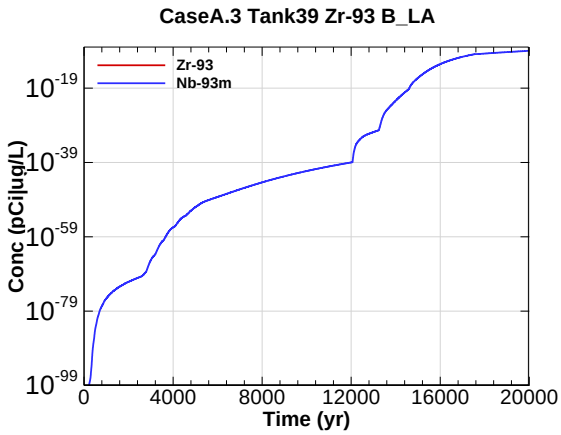

Figure R.11-188 - 100m Aquifer Concentration for CaseA.3 Tank39 Zr-93 B_LA

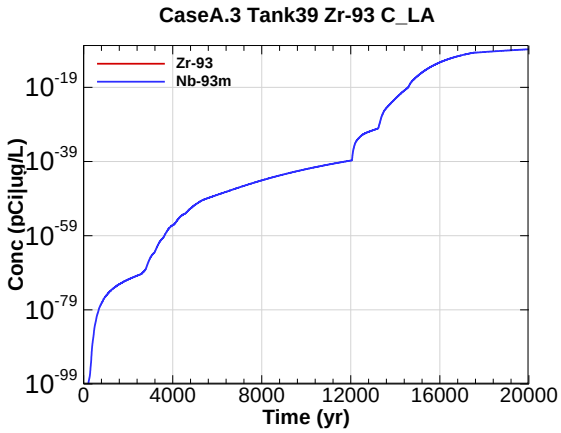

Figure R.11-189 - 100m Aquifer Concentration for CaseA.3 Tank39 Zr-93 C_LA

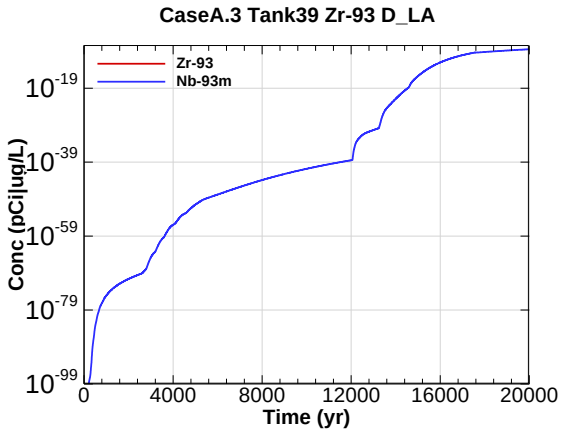

Figure R.11-190 - 100m Aquifer Concentration for CaseA.3 Tank39 Zr-93 D_LA

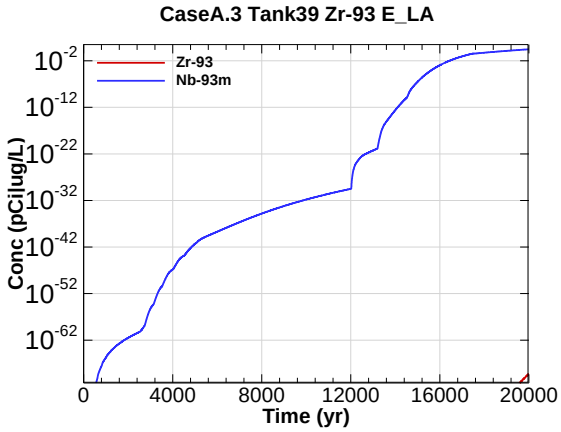

Figure R.11-191 - 100m Aquifer Concentration for CaseA.3 Tank39 Zr-93 E_LA

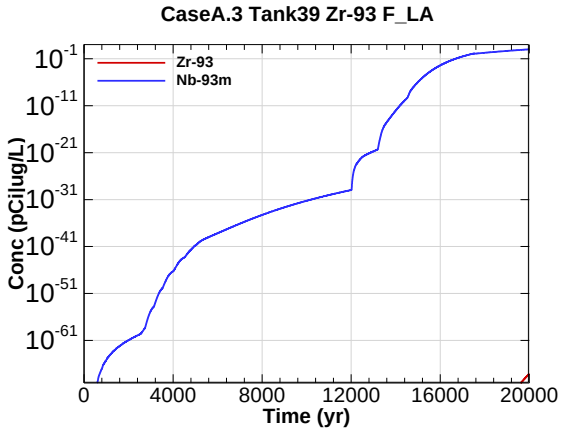

Figure R.11-192 - 100m Aquifer Concentration for CaseA.3 Tank39 Zr-93 F_LA

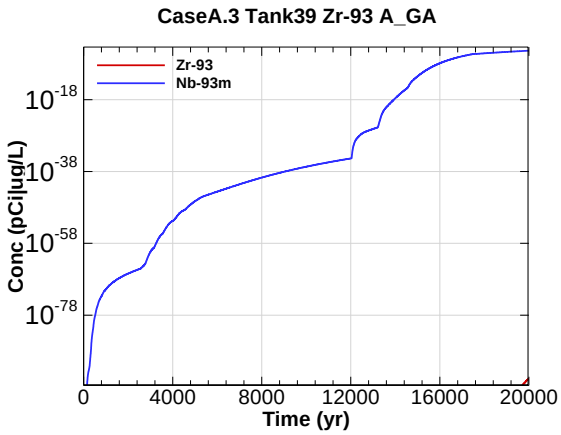

Figure R.11-193 - 100m Aquifer Concentration for CaseA.3 Tank39 Zr-93 A_GA

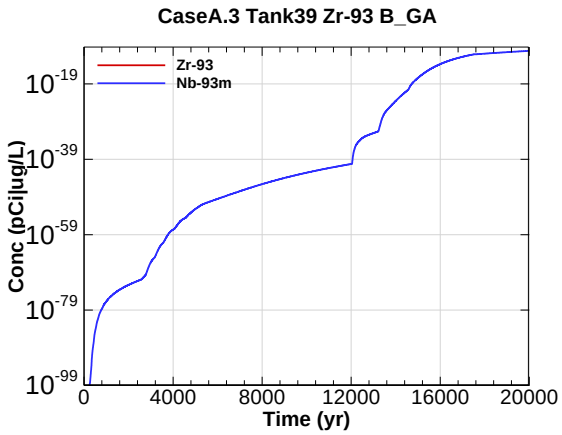

Figure R.11-194 - 100m Aquifer Concentration for CaseA.3 Tank39 Zr-93 B_GA

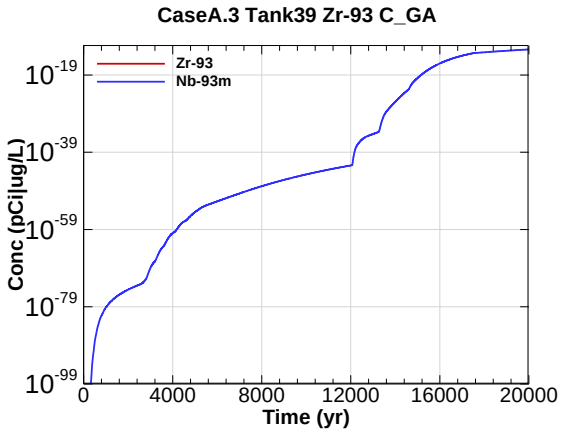

Figure R.11-195 - 100m Aquifer Concentration for CaseA.3 Tank39 Zr-93 C_GA

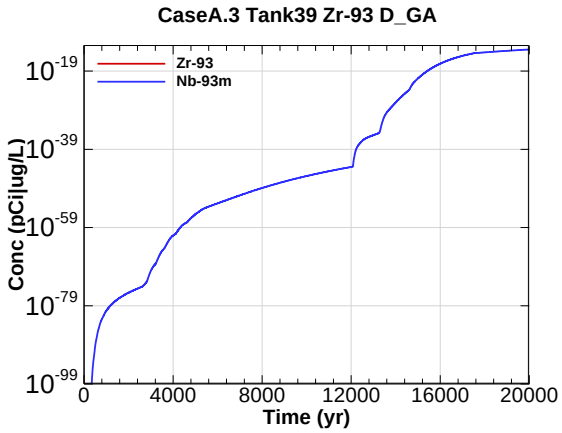

Figure R.11-196 - 100m Aquifer Concentration for CaseA.3 Tank39 Zr-93 D_GA

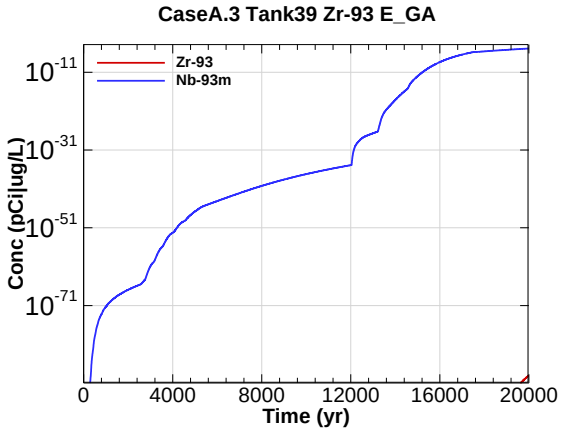

Figure R.11-197 - 100m Aquifer Concentration for CaseA.3 Tank39 Zr-93 E_GA

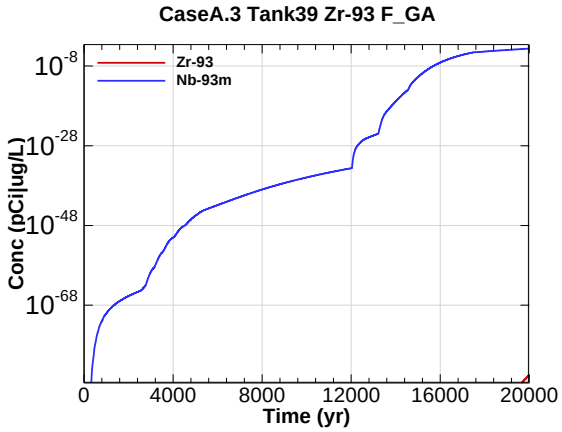

Figure R.11-198 - 100m Aquifer Concentration for CaseA.3 Tank39 Zr-93 F_GA

Appendix R.12

100-METER SENSISTIVITY RUN RADIONUCLIDE CONCENTRATIONS FOR BASE CASE (CASE A) LINER FAILURE VARIABILITY

TYPE III, LATE LINER FAILURE TIME, CASE A

Appendix R.12 contains curves showing the 100-meter radiological concentrations (sensitivity run radionuclides only) for liner failure variability for Type III tanks (Tank 39) with late liner failure time for all of HTF (waste tank and ancillary equipment inventories) for the Base Case (Case A). Results for 20,000-year concentrations are presented from the three aquifers of concern (Upper Three Runs Aquifer - Upper Zone, Upper Three Runs Aquifer - Lower Zone, and Gordon Aquifer) for Sectors A through F.

Graph heading example "CaseA.4_Tank 39 All Am-241 A_UA"

Key

CaseA.4 = scenario case/configuration
Tank 39 = period is over 20,000 years
All = all HTF inventory sources
Am-241 = radionuclide of concern
A = sector of concern (see sector map with stream traces)
UA = aquifer of concern
UA = Upper Three Runs Aquifer – Upper Zone
LA = Upper Three Runs Aquifer – Lower Zone
GA = Gordon Aquifer

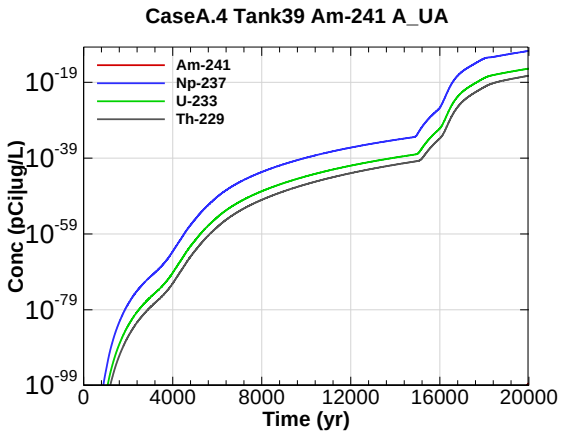

Figure R.12-1 - 100m Aquifer Concentration for CaseA.4 Tank39 Am-241 A_UA

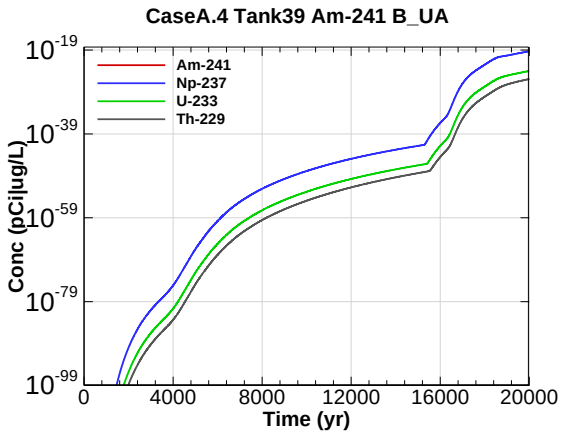

Figure R.12-2 - 100m Aquifer Concentration for CaseA.4 Tank39 Am-241 B_UA

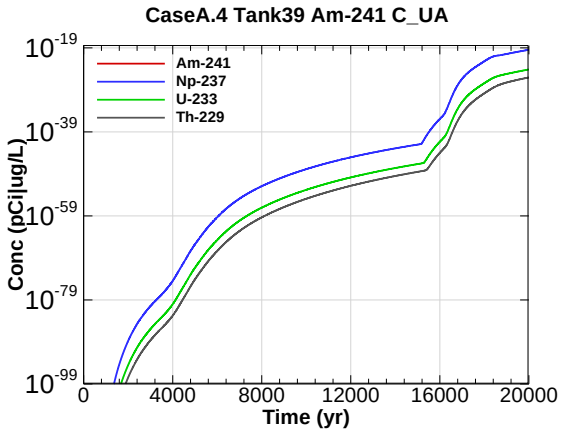

Figure R.12-3 - 100m Aquifer Concentration for CaseA.4 Tank39 Am-241 C_UA

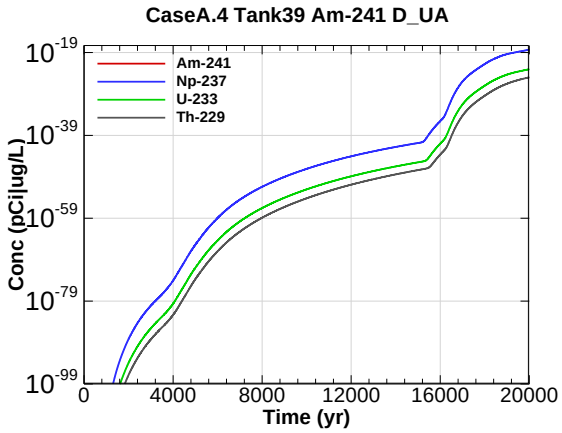

Figure R.12-4 - 100m Aquifer Concentration for CaseA.4 Tank39 Am-241 D_UA

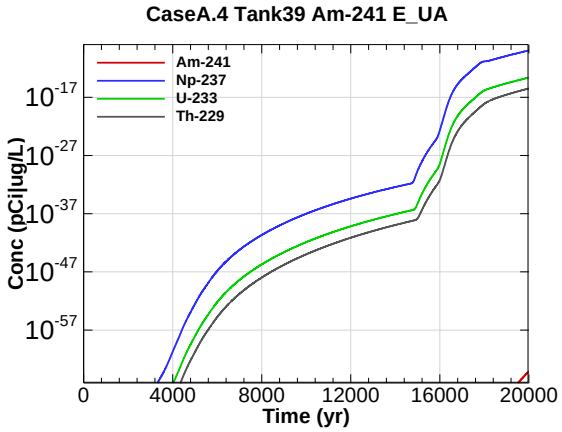

Figure R.12-5 - 100m Aquifer Concentration for CaseA.4 Tank39 Am-241 E_UA

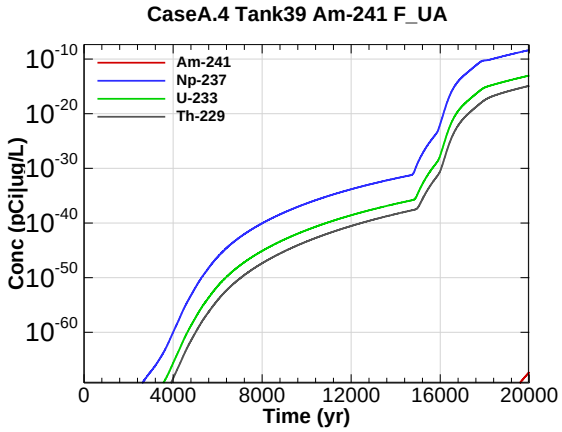

Figure R.12-6 - 100m Aquifer Concentration for CaseA.4 Tank39 Am-241 F_UA

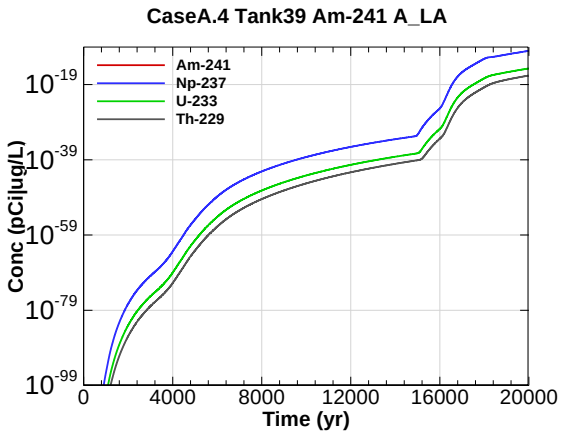

Figure R.12-7 - 100m Aquifer Concentration for CaseA.4 Tank39 Am-241 A_LA

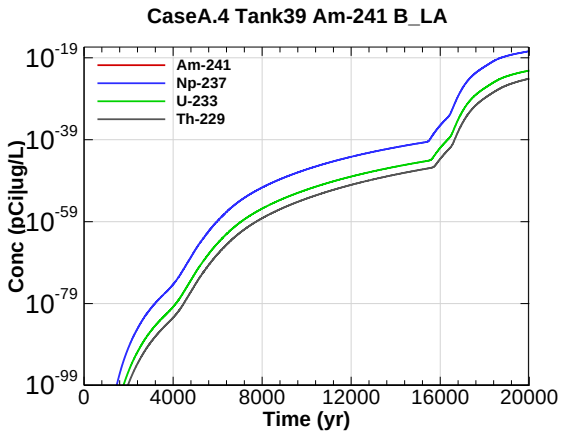

Figure R.12-8 - 100m Aquifer Concentration for CaseA.4 Tank39 Am-241 B_LA

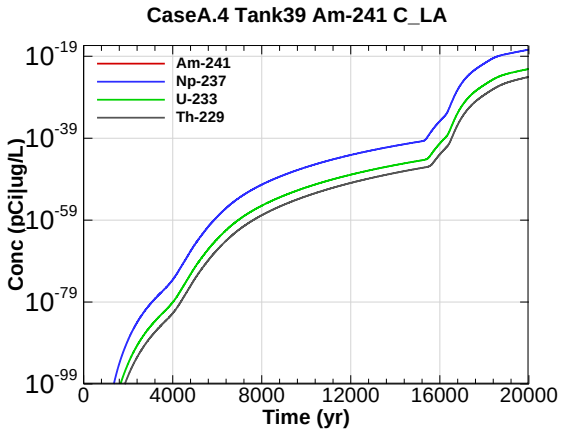

Figure R.12-9 - 100m Aquifer Concentration for CaseA.4 Tank39 Am-241 C_LA

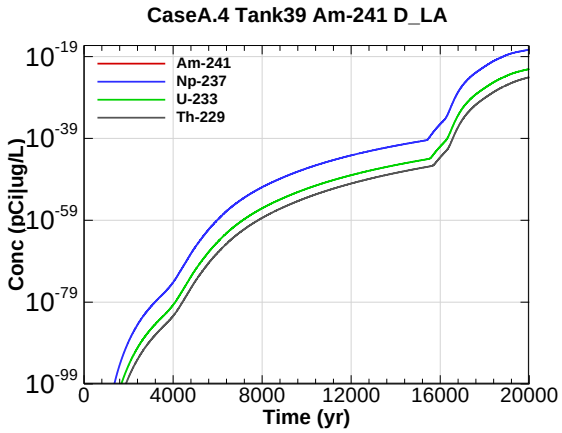

Figure R.12-10 - 100m Aquifer Concentration for CaseA.4 Tank39 Am-241 D_LA

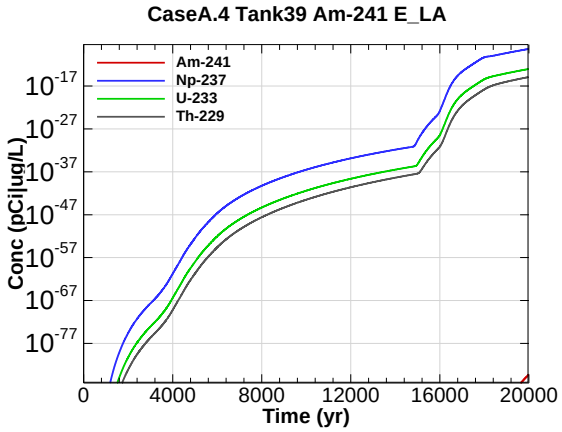

Figure R.12-11 - 100m Aquifer Concentration for CaseA.4 Tank39 Am-241 E_LA

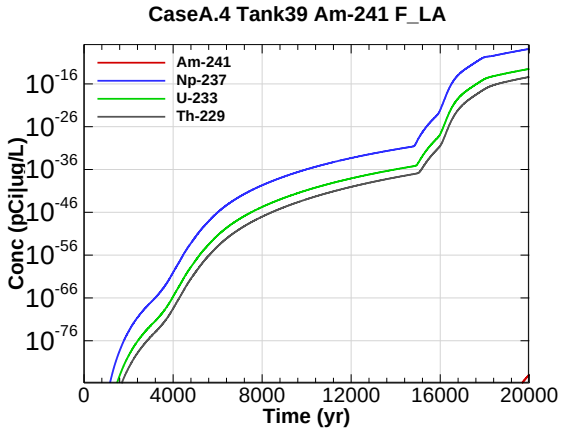

Figure R.12-12 - 100m Aquifer Concentration for CaseA.4 Tank39 Am-241 F_LA

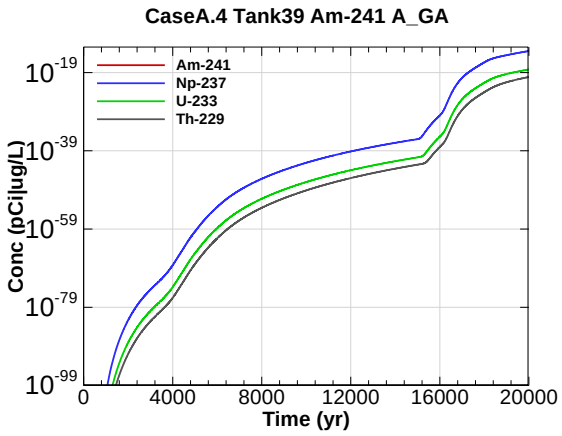

Figure R.12-13 - 100m Aquifer Concentration for CaseA.4 Tank39 Am-241 A_GA

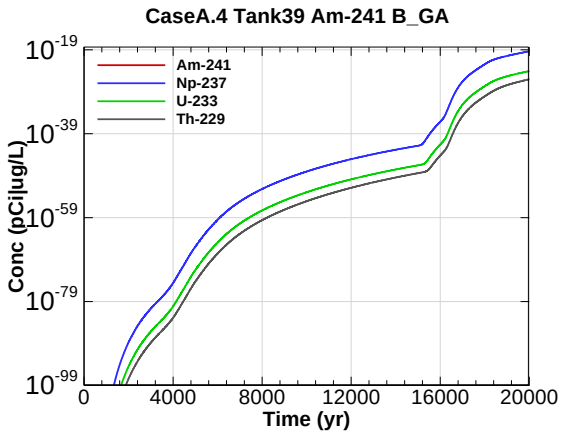

Figure R.12-14 - 100m Aquifer Concentration for CaseA.4 Tank39 Am-241 B_GA

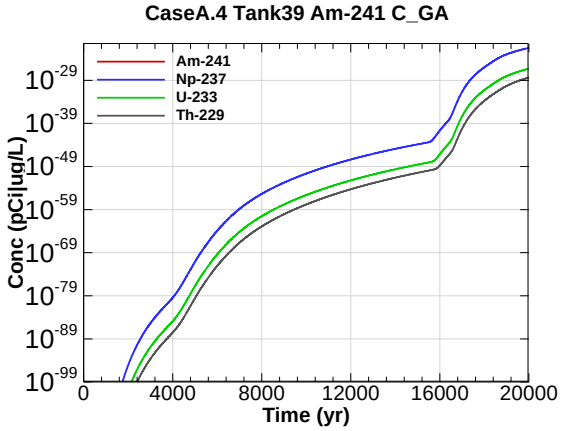

Figure R.12-15 - 100m Aquifer Concentration for CaseA.4 Tank39 Am-241 C_GA

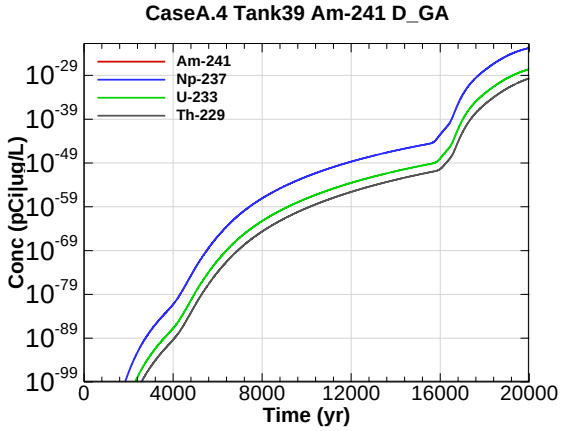

Figure R.12-16 - 100m Aquifer Concentration for CaseA.4 Tank39 Am-241 D_GA

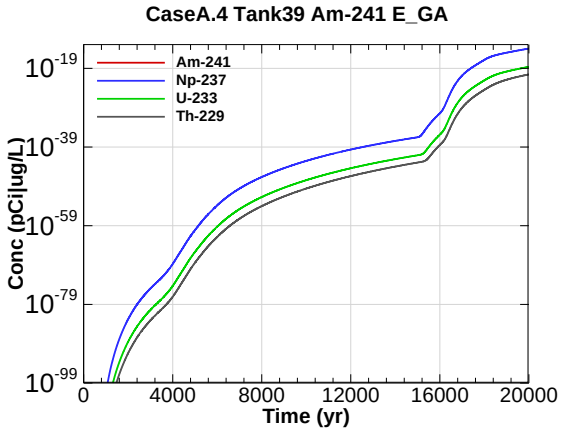

Figure R.12-17 - 100m Aquifer Concentration for CaseA.4 Tank39 Am-241 E_GA

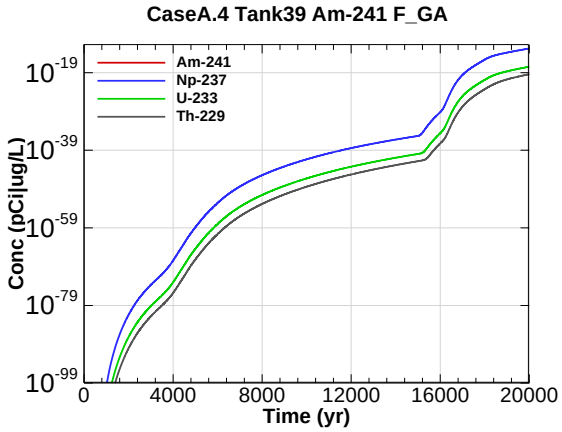

Figure R.12-18 - 100m Aquifer Concentration for CaseA.4 Tank39 Am-241 F_GA

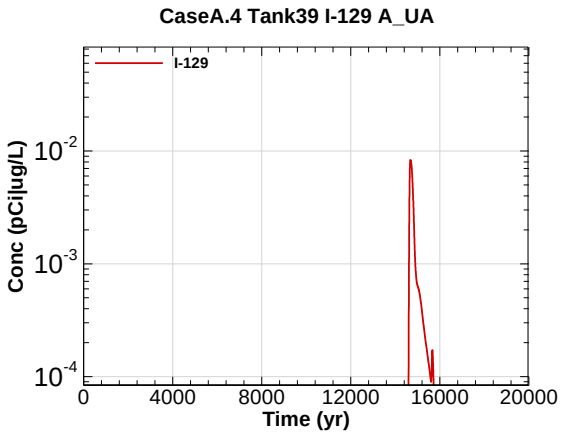

Figure R.12-19 - 100m Aquifer Concentration for CaseA.4 Tank39 I-129 A_UA

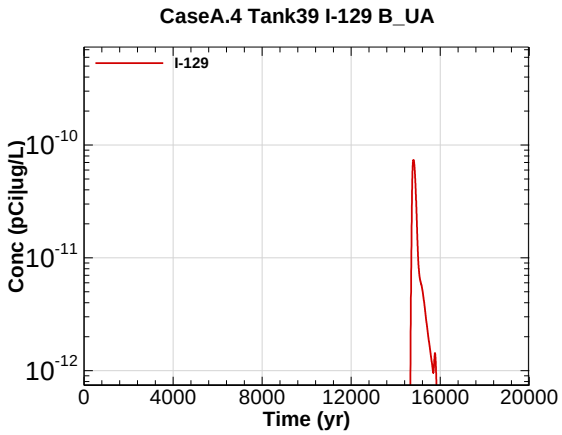

Figure R.12-20 - 100m Aquifer Concentration for CaseA.4 Tank39 I-129 B_UA

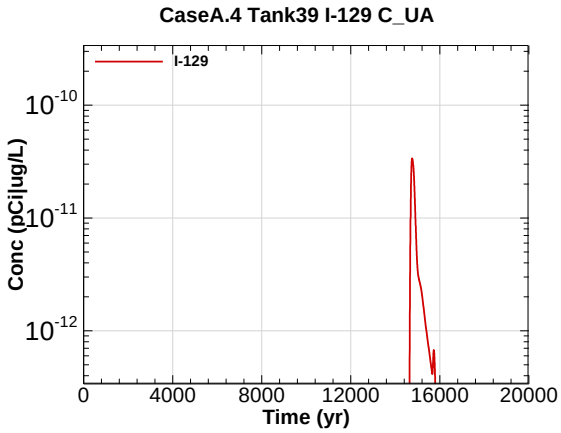

Figure R.12-21 - 100m Aquifer Concentration for CaseA.4 Tank39 I-129 C_UA

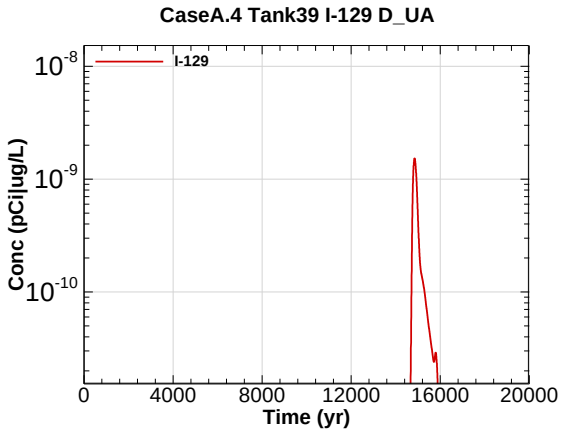

Figure R.12-22 - 100m Aquifer Concentration for CaseA.4 Tank39 I-129 D_UA

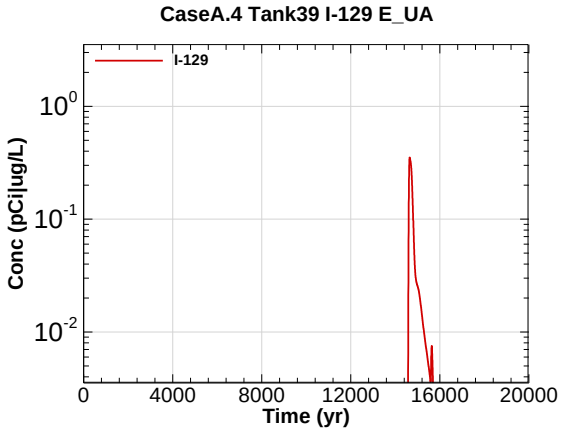

Figure R.12-23 - 100m Aquifer Concentration for CaseA.4 Tank39 I-129 E_UA

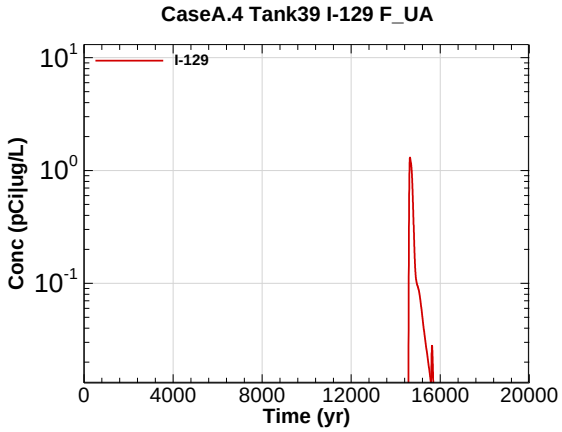

Figure R.12-24 - 100m Aquifer Concentration for CaseA.4 Tank39 I-129 F_UA

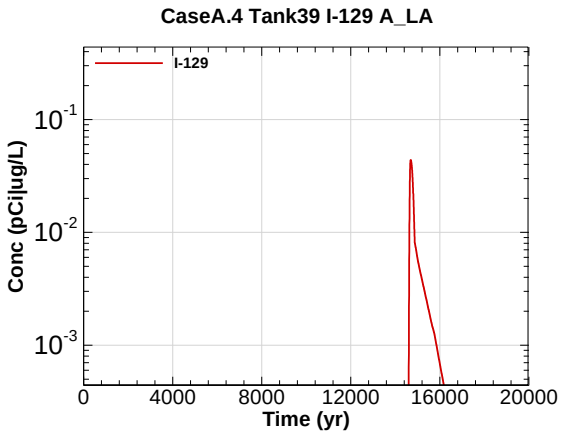

Figure R.12-25 - 100m Aquifer Concentration for CaseA.4 Tank39 I-129 A_LA

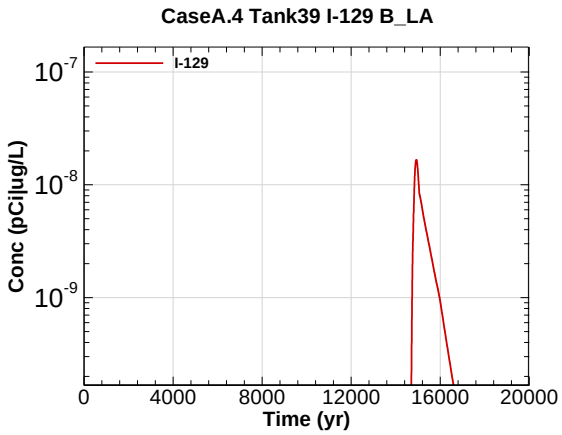

Figure R.12-26 - 100m Aquifer Concentration for CaseA.4 Tank39 I-129 B_LA

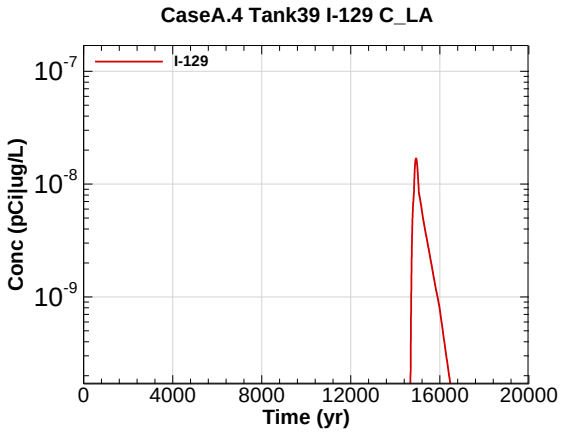

Figure R.12-27 - 100m Aquifer Concentration for CaseA.4 Tank39 I-129 C_LA

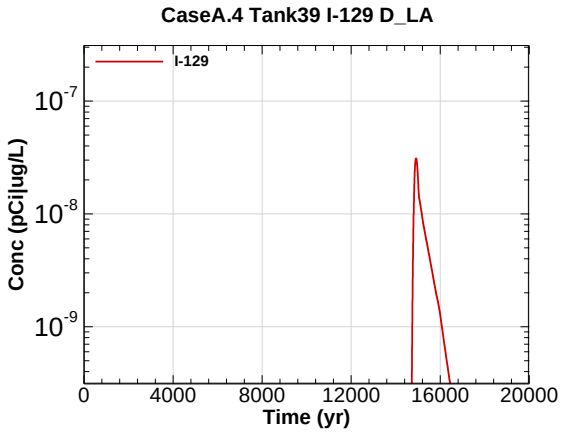

Figure R.12-28 - 100m Aquifer Concentration for CaseA.4 Tank39 I-129 D_LA

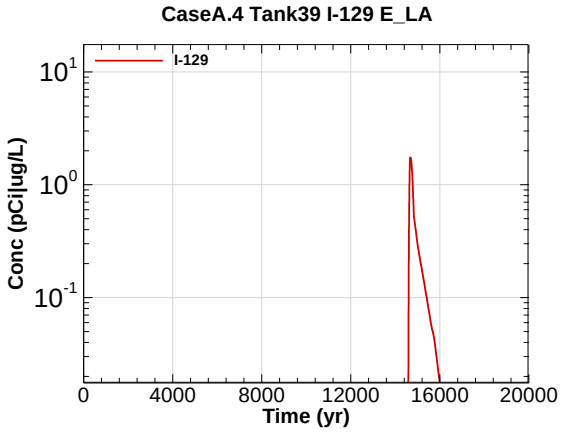

Figure R.12-29 - 100m Aquifer Concentration for CaseA.4 Tank39 I-129 E_LA

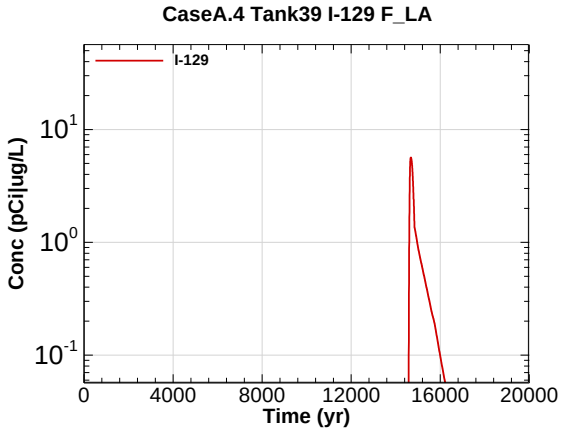

Figure R.12-30 - 100m Aquifer Concentration for CaseA.4 Tank39 I-129 F_LA

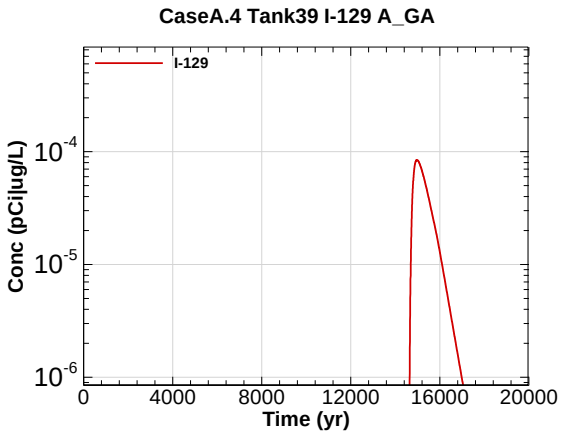

Figure R.12-31 - 100m Aquifer Concentration for CaseA.4 Tank39 I-129 A_GA

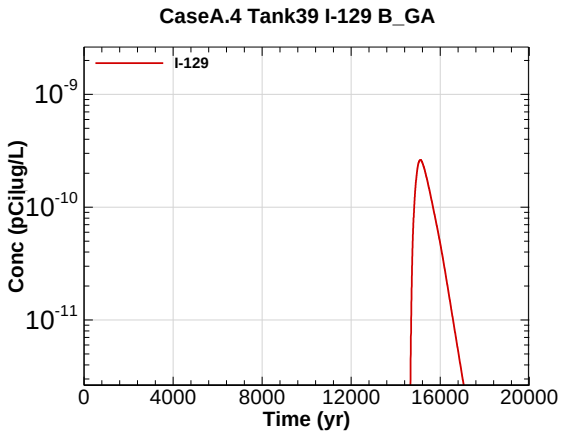

Figure R.12-32 - 100m Aquifer Concentration for CaseA.4 Tank39 I-129 B_GA

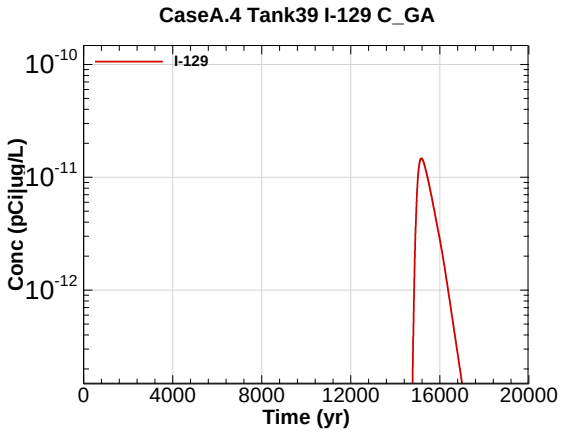

Figure R.12-33 - 100m Aquifer Concentration for CaseA.4 Tank39 I-129 C_GA

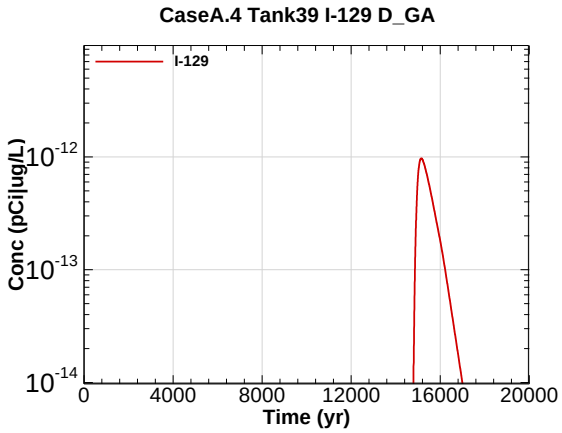

Figure R.12-34 - 100m Aquifer Concentration for CaseA.4 Tank39 I-129 D_GA

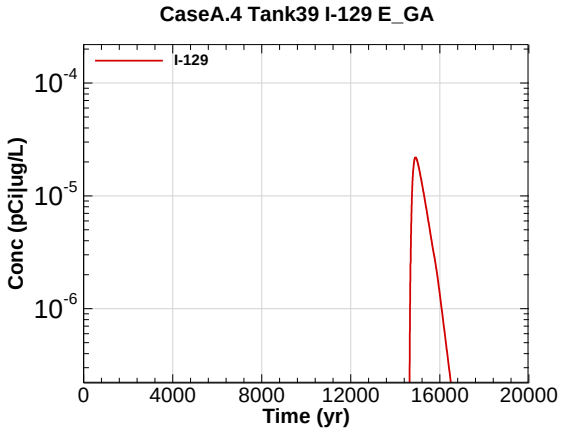

Figure R.12-35 - 100m Aquifer Concentration for CaseA.4 Tank39 I-129 E_GA

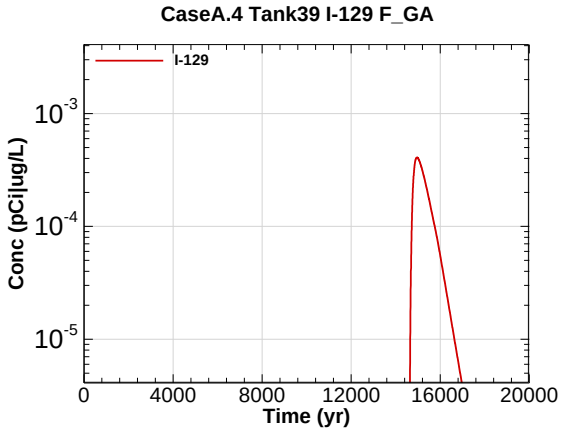

Figure R.12-36 - 100m Aquifer Concentration for CaseA.4 Tank39 I-129 F_GA

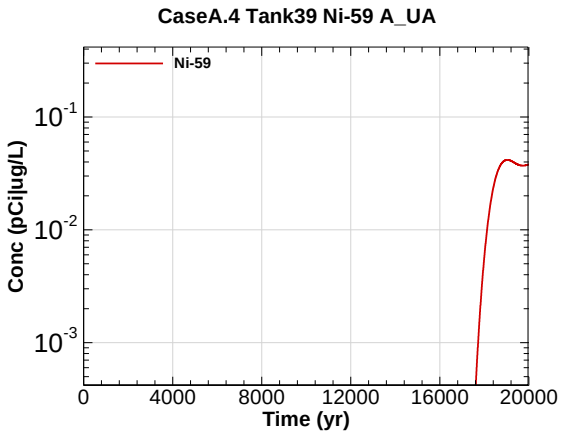

Figure R.12-37 - 100m Aquifer Concentration for CaseA.4 Tank39 Ni-59 A_UA

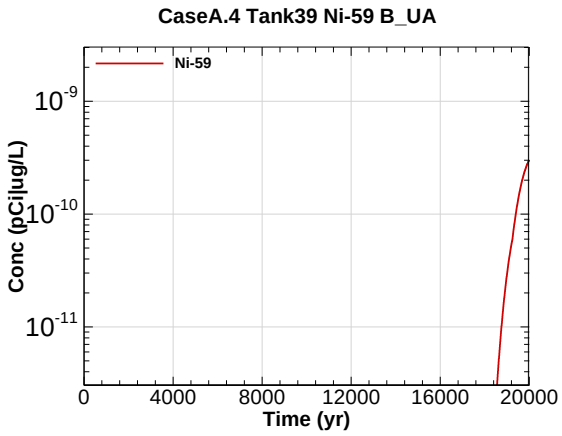

Figure R.12-38 - 100m Aquifer Concentration for CaseA.4 Tank39 Ni-59 B_UA

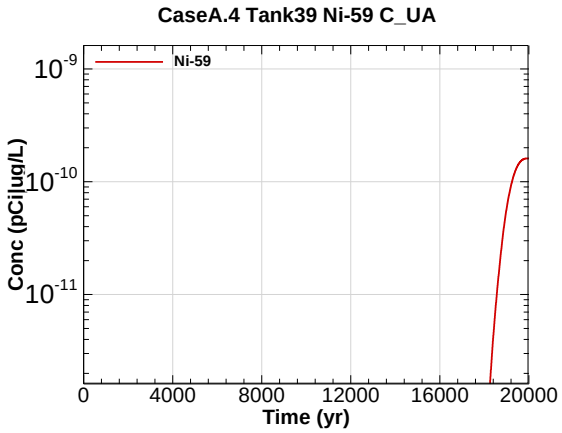

Figure R.12-39 - 100m Aquifer Concentration for CaseA.4 Tank39 Ni-59 C_UA

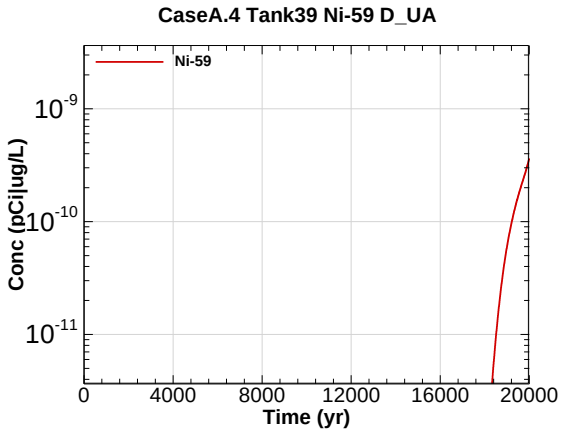

Figure R.12-40 - 100m Aquifer Concentration for CaseA.4 Tank39 Ni-59 D_UA

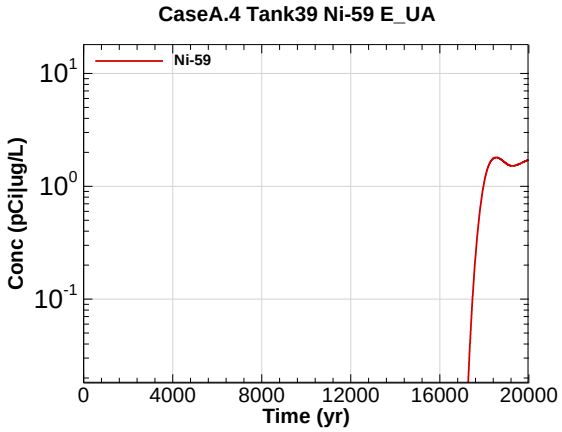

Figure R.12-41 - 100m Aquifer Concentration for CaseA.4 Tank39 Ni-59 E_UA

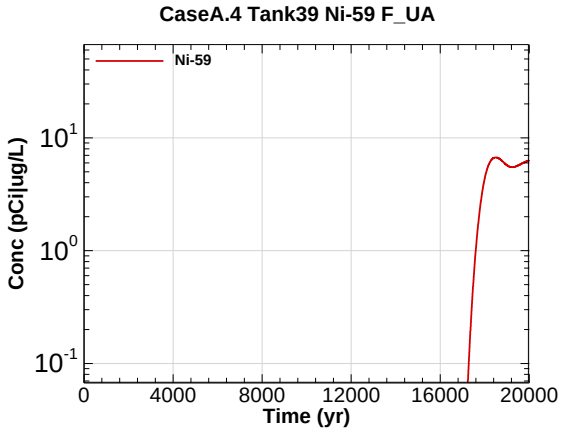

Figure R.12-42 - 100m Aquifer Concentration for CaseA.4 Tank39 Ni-59 F_UA

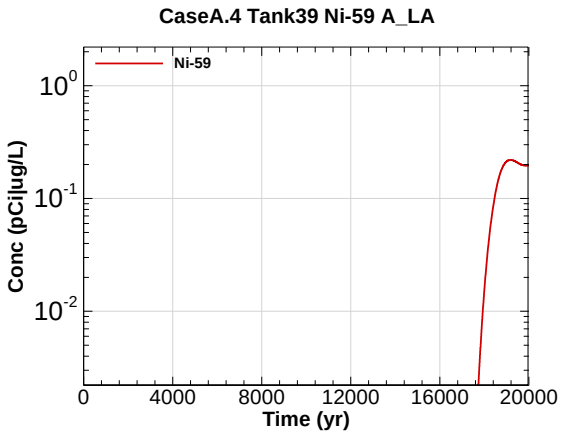

Figure R.12-43 - 100m Aquifer Concentration for CaseA.4 Tank39 Ni-59 A_LA

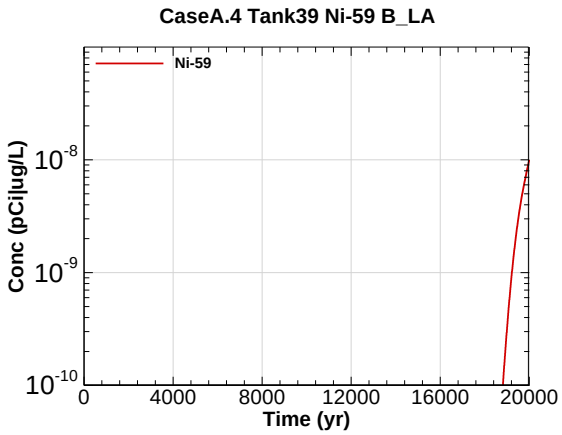

Figure R.12-44 - 100m Aquifer Concentration for CaseA.4 Tank39 Ni-59 B_LA

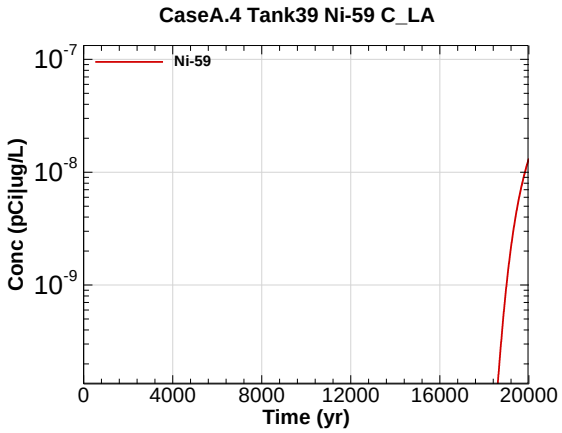

Figure R.12-45 - 100m Aquifer Concentration for CaseA.4 Tank39 Ni-59 C_LA

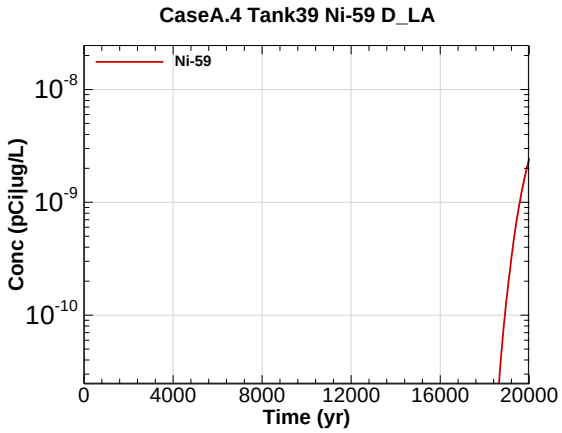

Figure R.12-46 - 100m Aquifer Concentration for CaseA.4 Tank39 Ni-59 D_LA

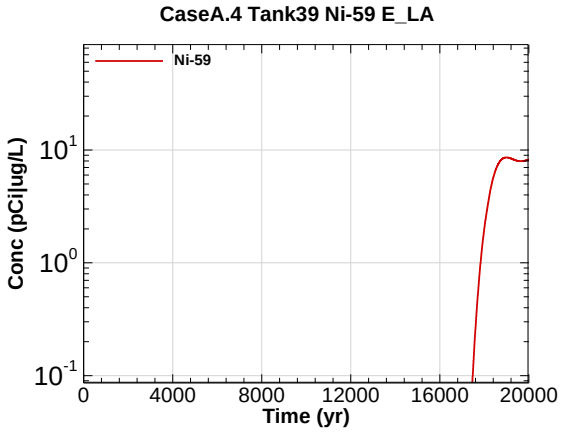

Figure R.12-47 - 100m Aquifer Concentration for CaseA.4 Tank39 Ni-59 E_LA

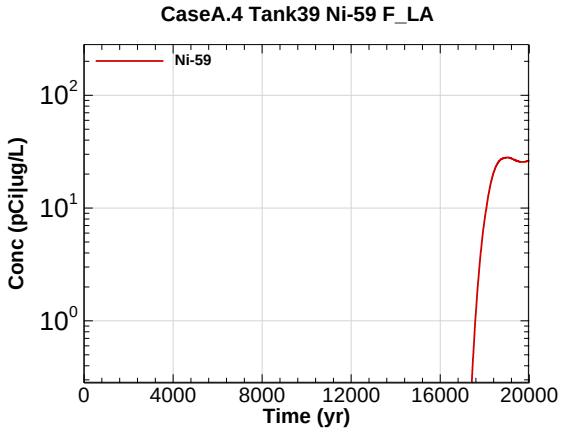

Figure R.12-48 - 100m Aquifer Concentration for CaseA.4 Tank39 Ni-59 F_LA

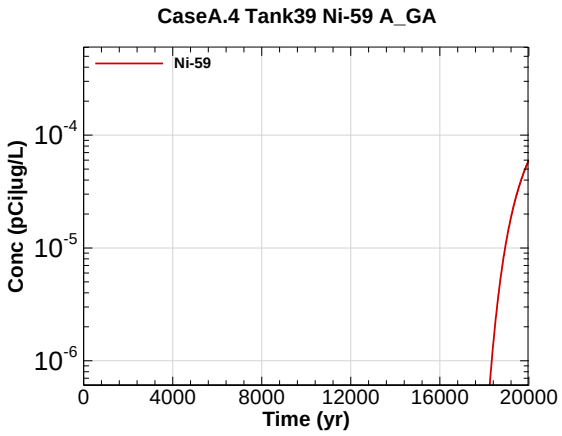

Figure R.12-49 - 100m Aquifer Concentration for CaseA.4 Tank39 Ni-59 A_GA

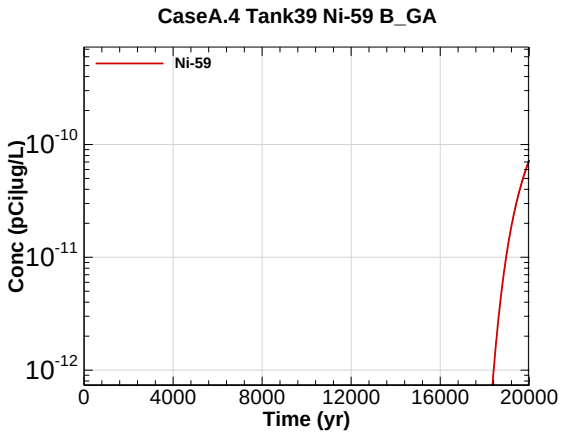

Figure R.12-50 - 100m Aquifer Concentration for CaseA.4 Tank39 Ni-59 B_GA

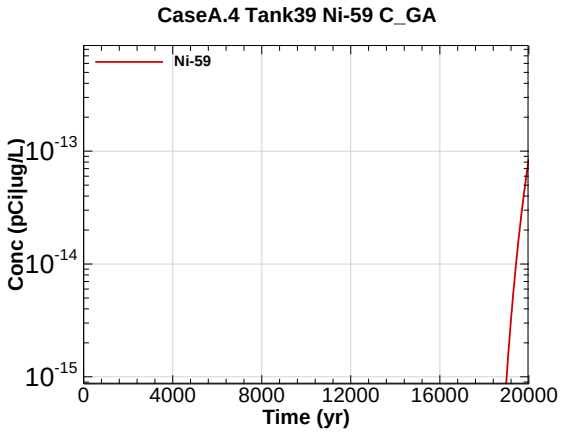

Figure R.12-51 - 100m Aquifer Concentration for CaseA.4 Tank39 Ni-59 C_GA

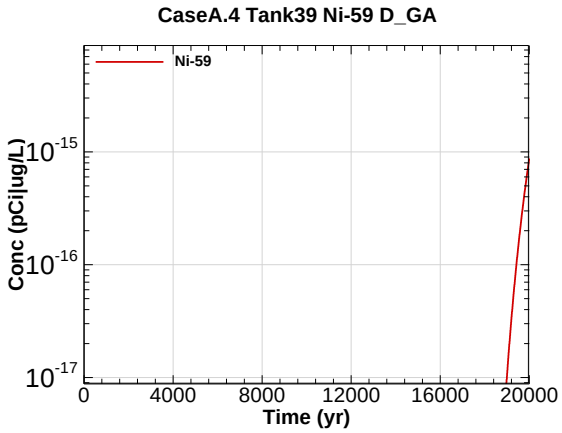

Figure R.12-52 - 100m Aquifer Concentration for CaseA.4 Tank39 Ni-59 D_GA

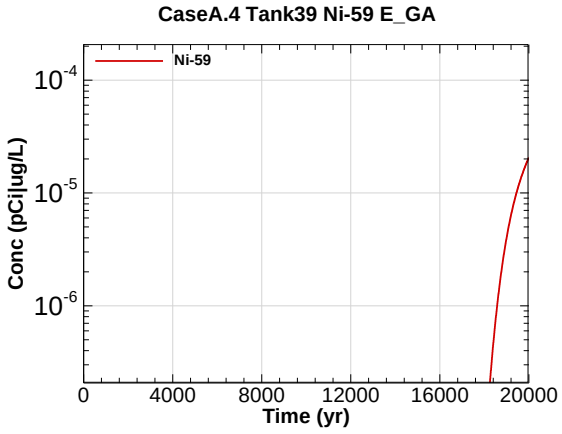

Figure R.12-53 - 100m Aquifer Concentration for CaseA.4 Tank39 Ni-59 E_GA

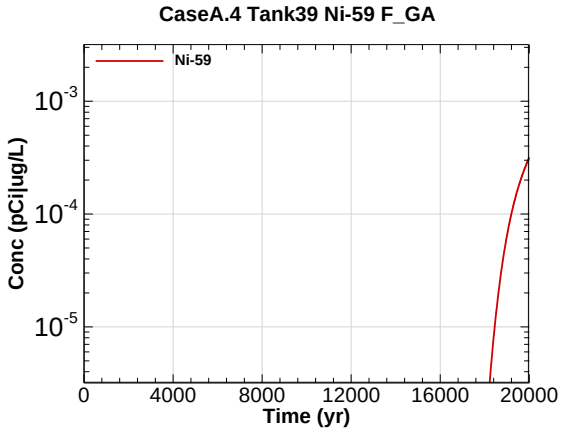

Figure R.12-54 - 100m Aquifer Concentration for CaseA.4 Tank39 Ni-59 F_GA

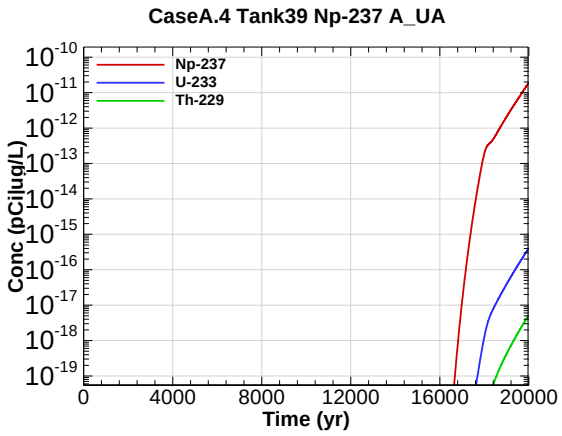

Figure R.12-55 - 100m Aquifer Concentration for CaseA.4 Tank39 Np-237 A_UA

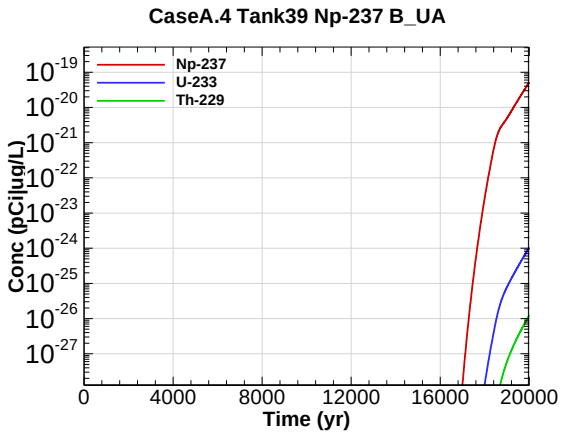

Figure R.12-56 - 100m Aquifer Concentration for CaseA.4 Tank39 Np-237 B_UA

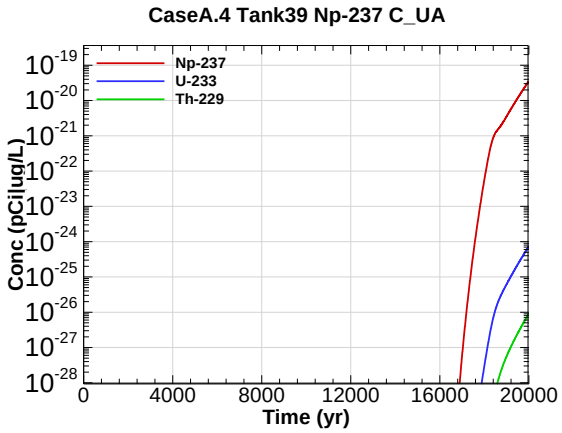

Figure R.12-57 - 100m Aquifer Concentration for CaseA.4 Tank39 Np-237 C_UA

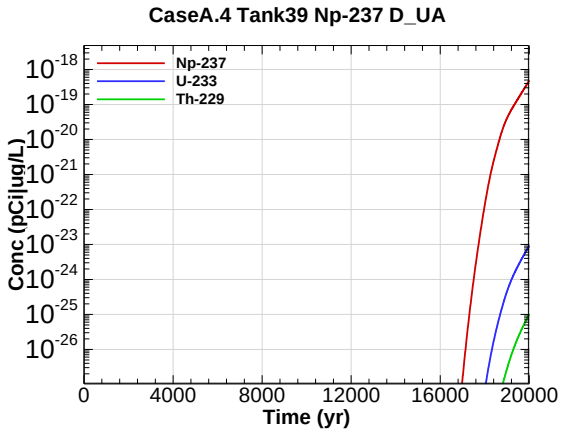

Figure R.12-58 - 100m Aquifer Concentration for CaseA.4 Tank39 Np-237 D_UA

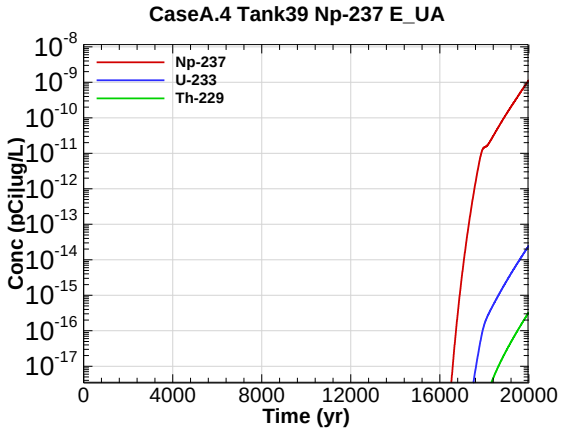

Figure R.12-59 - 100m Aquifer Concentration for CaseA.4 Tank39 Np-237 E_UA

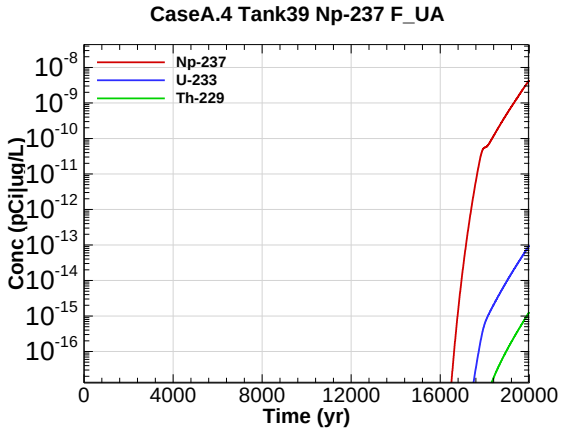

Figure R.12-60 - 100m Aquifer Concentration for CaseA.4 Tank39 Np-237 F_UA

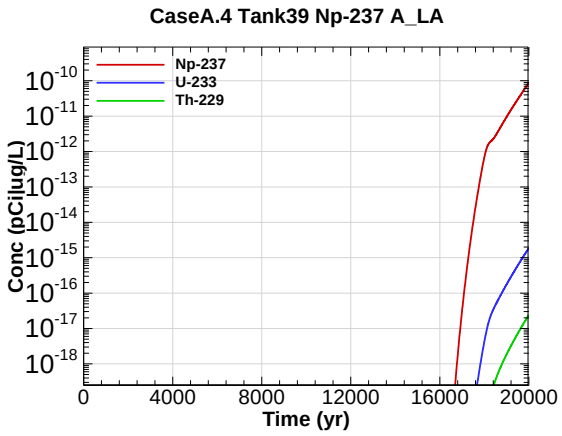

Figure R.12-61 - 100m Aquifer Concentration for CaseA.4 Tank39 Np-237 A_LA

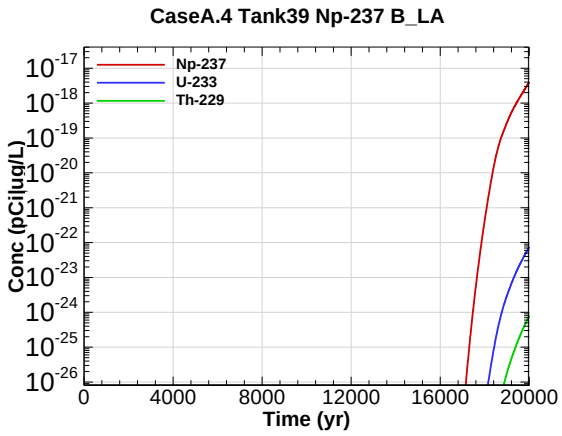

Figure R.12-62 - 100m Aquifer Concentration for CaseA.4 Tank39 Np-237 B_LA

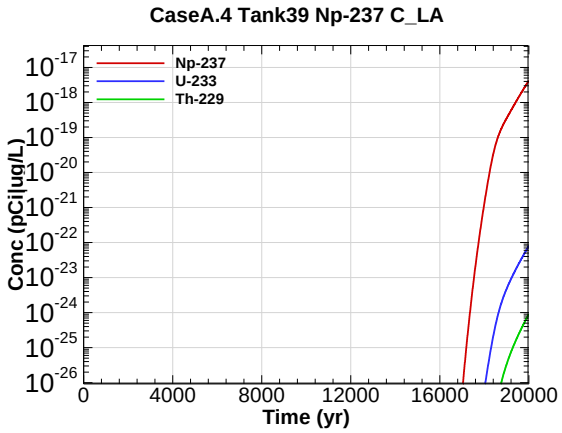

Figure R.12-63 - 100m Aquifer Concentration for CaseA.4 Tank39 Np-237 C_LA

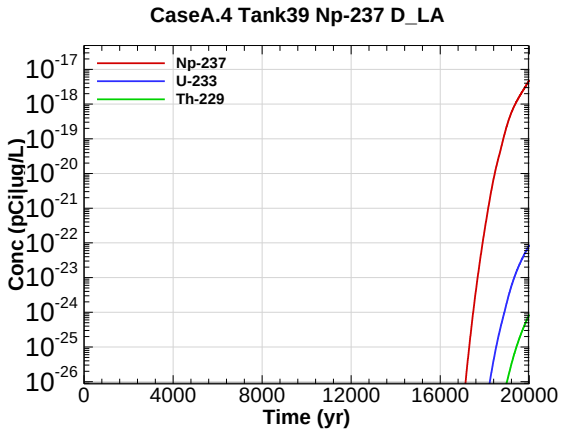

Figure R.12-64 - 100m Aquifer Concentration for CaseA.4 Tank39 Np-237 D_LA

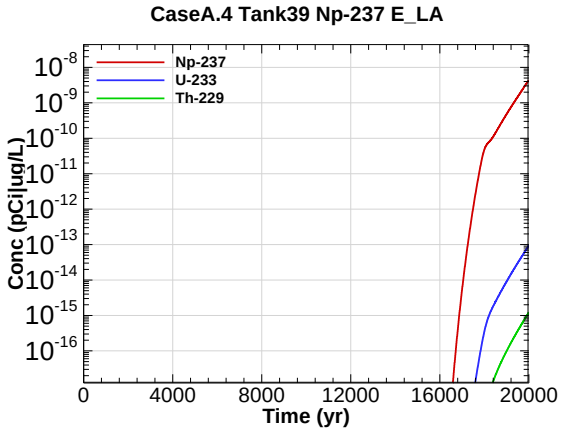

Figure R.12-65 - 100m Aquifer Concentration for CaseA.4 Tank39 Np-237 E_LA

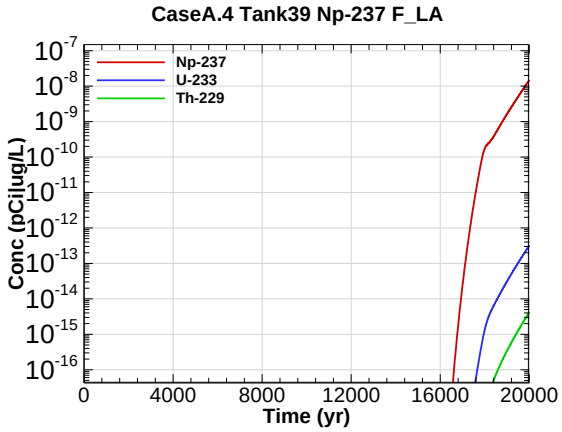

Figure R.12-66 - 100m Aquifer Concentration for CaseA.4 Tank39 Np-237 F_LA

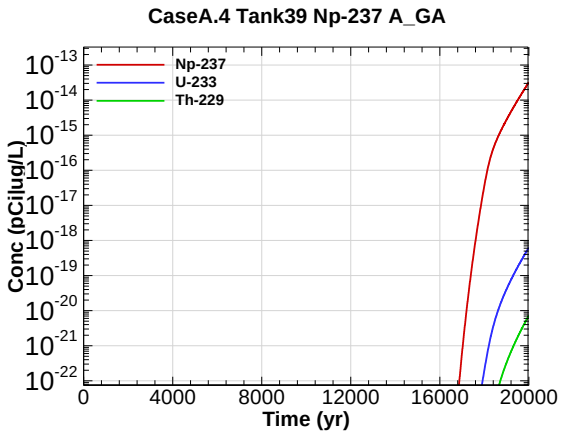

Figure R.12-67 - 100m Aquifer Concentration for CaseA.4 Tank39 Np-237 A_GA

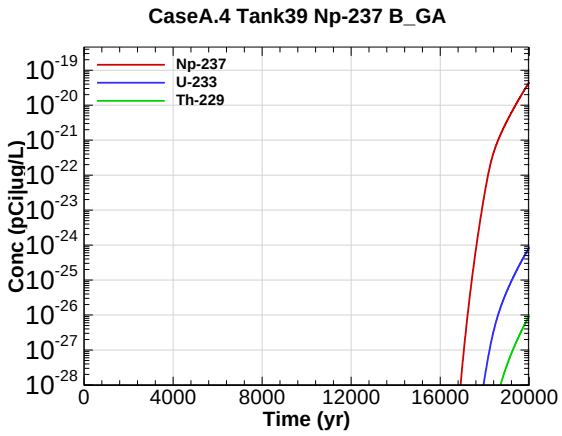

Figure R.12-68 - 100m Aquifer Concentration for CaseA.4 Tank39 Np-237 B_GA

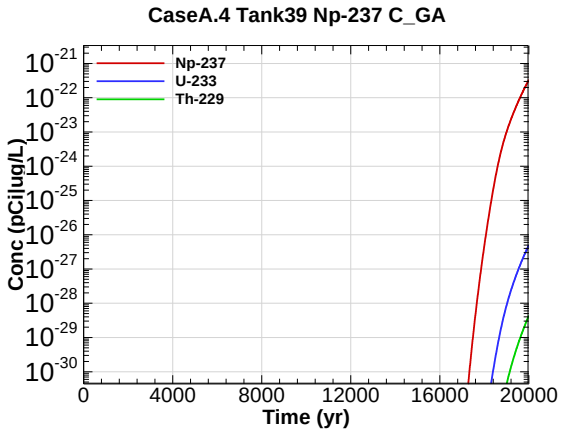

Figure R.12-69 - 100m Aquifer Concentration for CaseA.4 Tank39 Np-237 C_GA

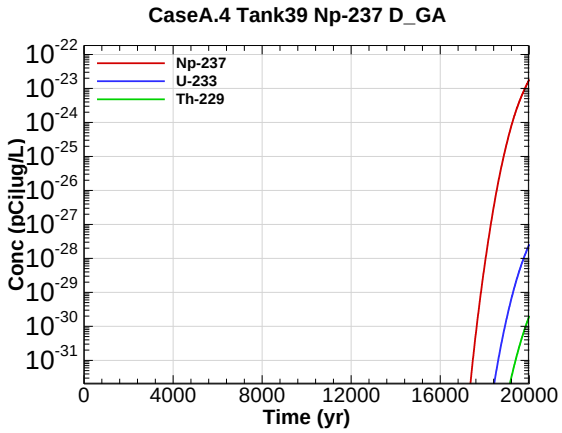

Figure R.12-70 - 100m Aquifer Concentration for CaseA.4 Tank39 Np-237 D_GA

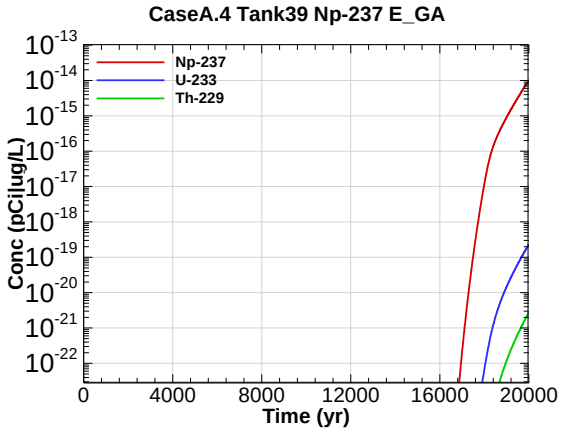

Figure R.12-71 - 100m Aquifer Concentration for CaseA.4 Tank39 Np-237 E_GA

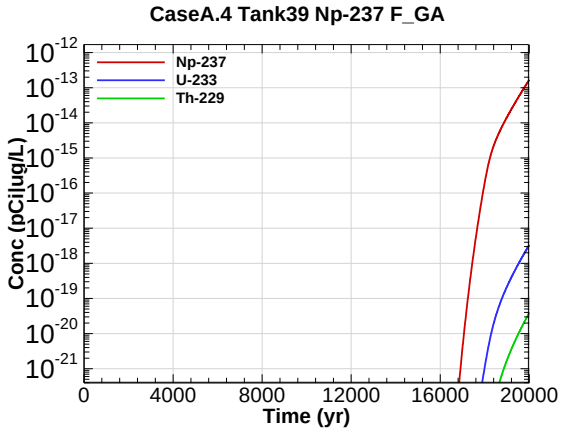

Figure R.12-72 - 100m Aquifer Concentration for CaseA.4 Tank39 Np-237 F_GA

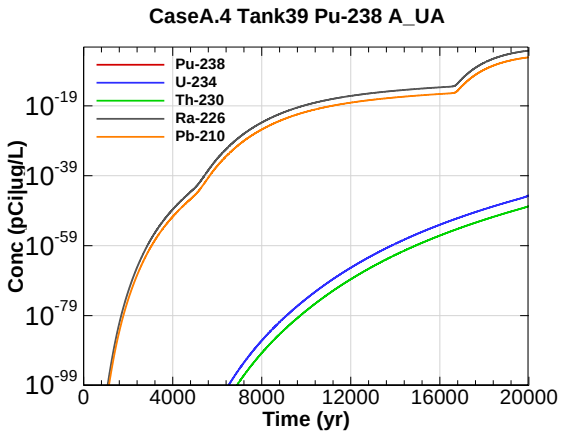

Figure R.12-73 - 100m Aquifer Concentration for CaseA.4 Tank39 Pu-238 A_UA

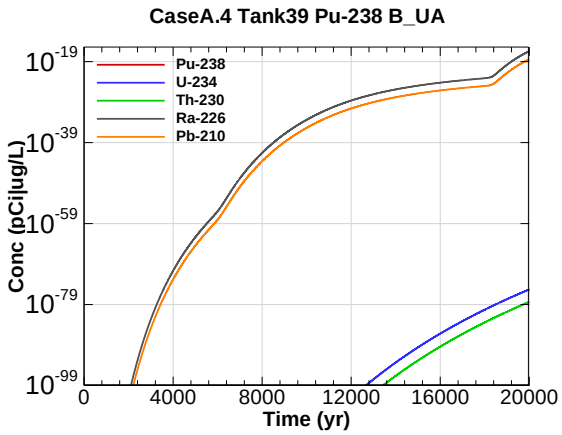

Figure R.12-74 - 100m Aquifer Concentration for CaseA.4 Tank39 Pu-238 B_UA

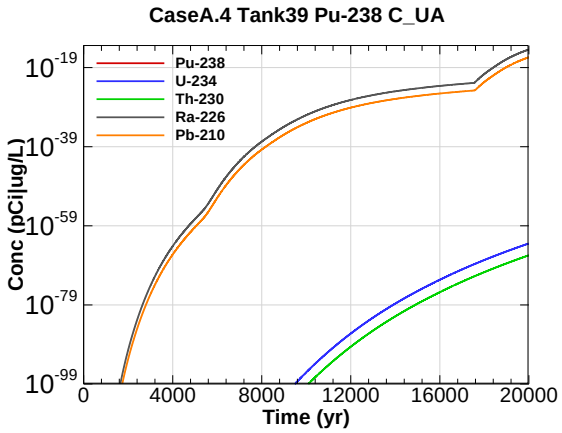

Figure R.12-75 - 100m Aquifer Concentration for CaseA.4 Tank39 Pu-238 C_UA

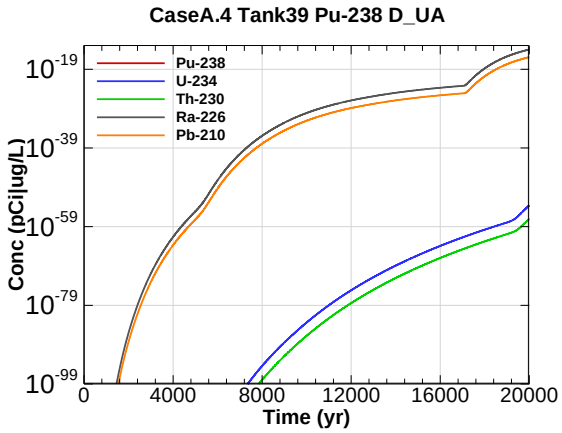

Figure R.12-76 - 100m Aquifer Concentration for CaseA.4 Tank39 Pu-238 D_UA

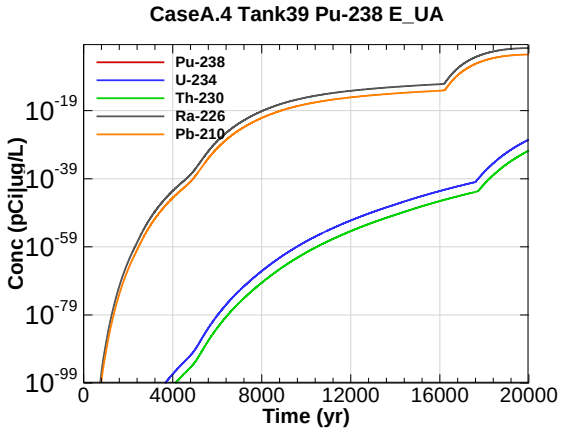

Figure R.12-77 - 100m Aquifer Concentration for CaseA.4 Tank39 Pu-238 E_UA

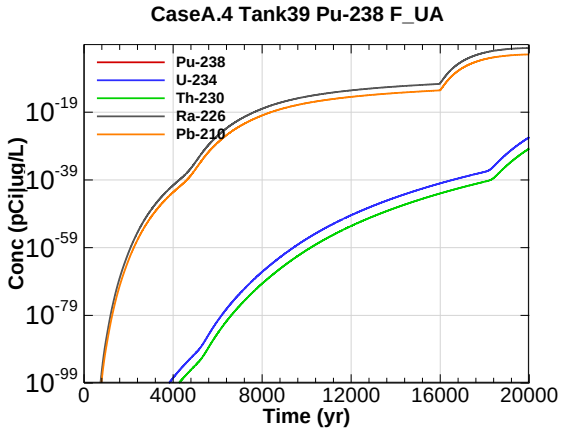

Figure R.12-78 - 100m Aquifer Concentration for CaseA.4 Tank39 Pu-238 F_UA

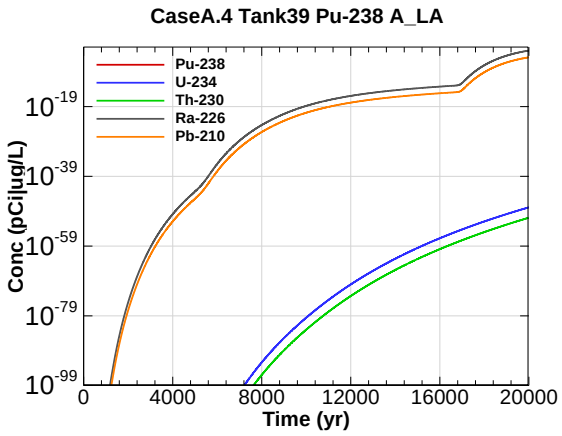

Figure R.12-79 - 100m Aquifer Concentration for CaseA.4 Tank39 Pu-238 A_LA

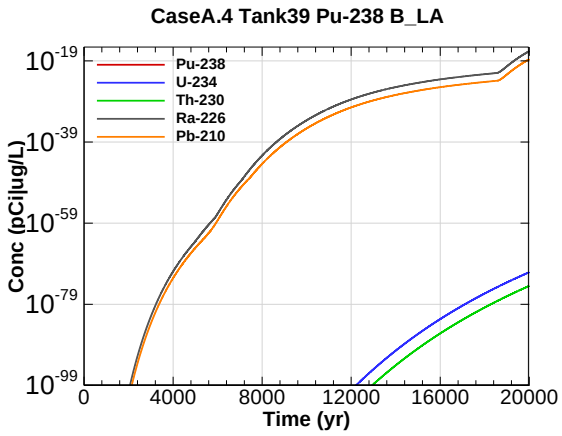

Figure R.12-80 - 100m Aquifer Concentration for CaseA.4 Tank39 Pu-238 B_LA

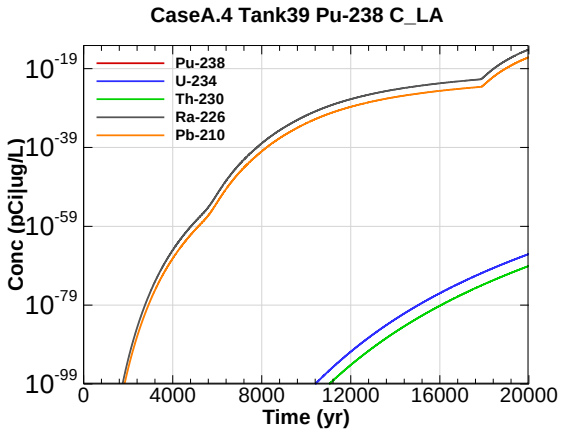

Figure R.12-81 - 100m Aquifer Concentration for CaseA.4 Tank39 Pu-238 C_LA

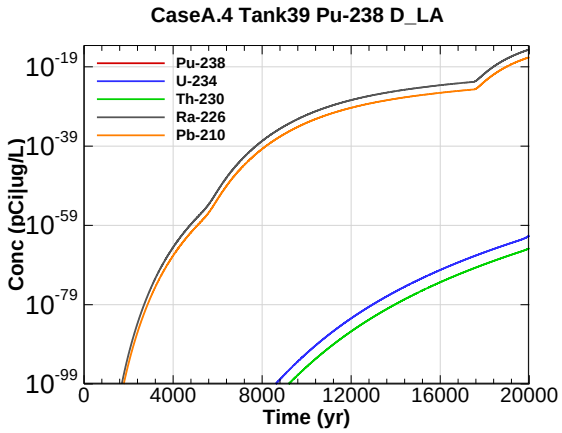

Figure R.12-82 - 100m Aquifer Concentration for CaseA.4 Tank39 Pu-238 D_LA

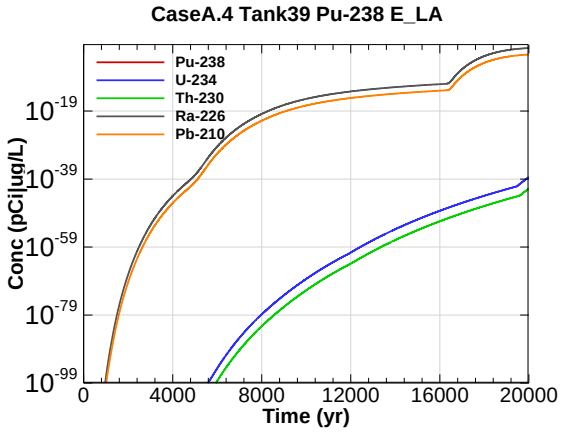

Figure R.12-83 - 100m Aquifer Concentration for CaseA.4 Tank39 Pu-238 E_LA

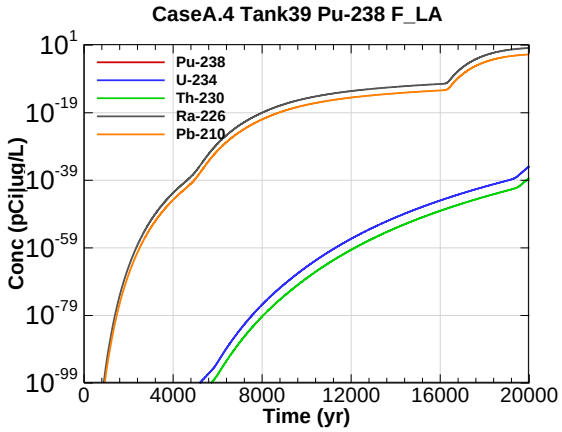

Figure R.12-84 - 100m Aquifer Concentration for CaseA.4 Tank39 Pu-238 F_LA

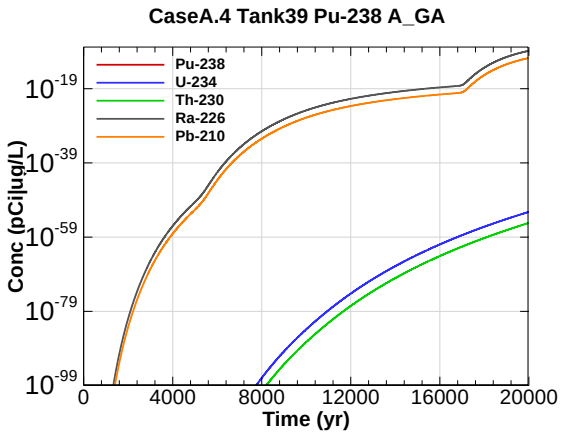

Figure R.12-85 - 100m Aquifer Concentration for CaseA.4 Tank39 Pu-238 A_GA

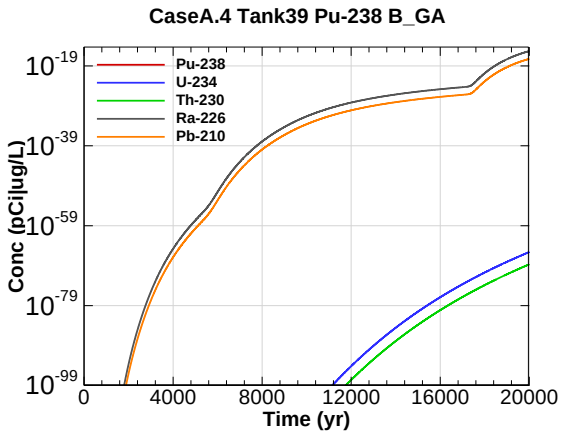

Figure R.12-86 - 100m Aquifer Concentration for CaseA.4 Tank39 Pu-238 B_GA

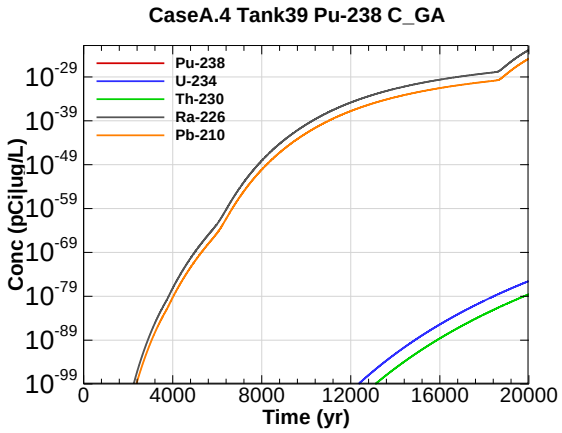

Figure R.12-87 - 100m Aquifer Concentration for CaseA.4 Tank39 Pu-238 C_GA

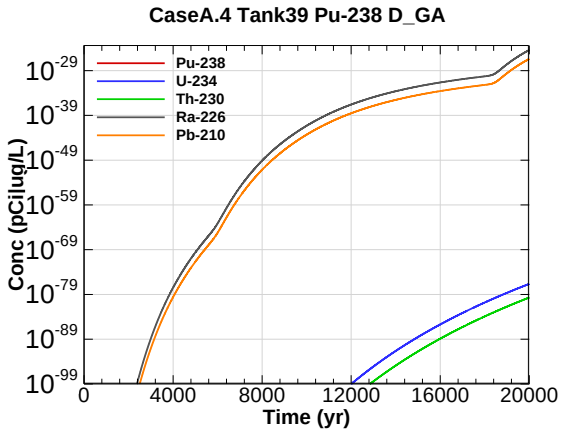

Figure R.12-88 - 100m Aquifer Concentration for CaseA.4 Tank39 Pu-238 D_GA

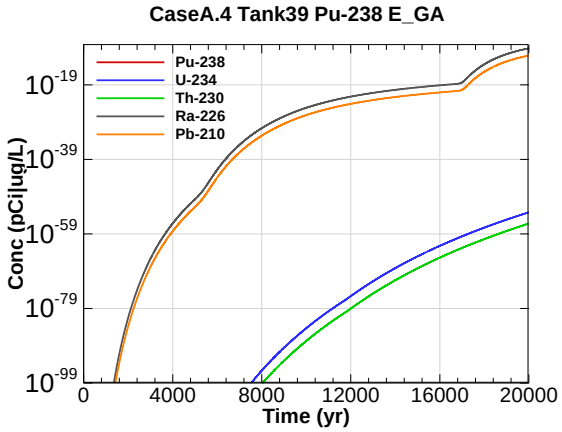

Figure R.12-89 - 100m Aquifer Concentration for CaseA.4 Tank39 Pu-238 E_GA

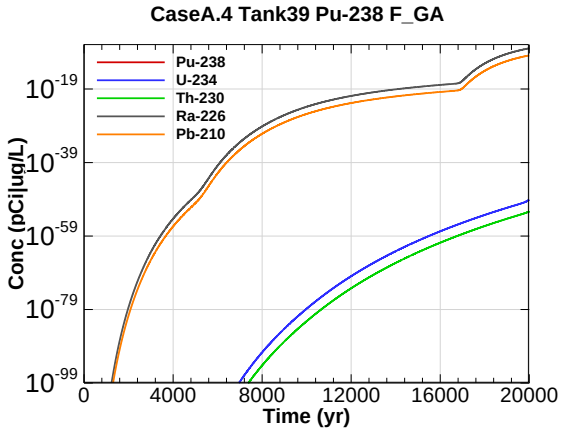

Figure R.12-90 - 100m Aquifer Concentration for CaseA.4 Tank39 Pu-238 F_GA

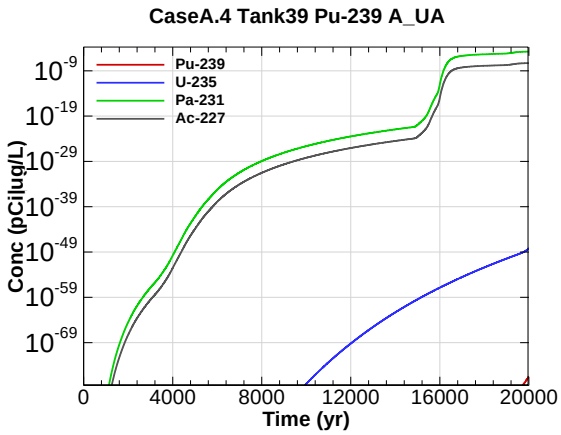

Figure R.12-91 - 100m Aquifer Concentration for CaseA.4 Tank39 Pu-239 A_UA

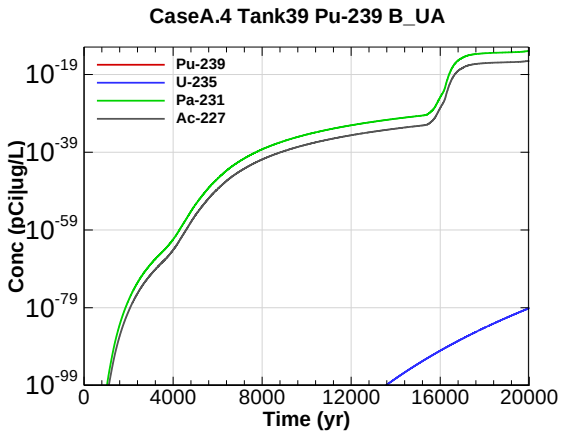

Figure R.12-92 - 100m Aquifer Concentration for CaseA.4 Tank39 Pu-239 B_UA

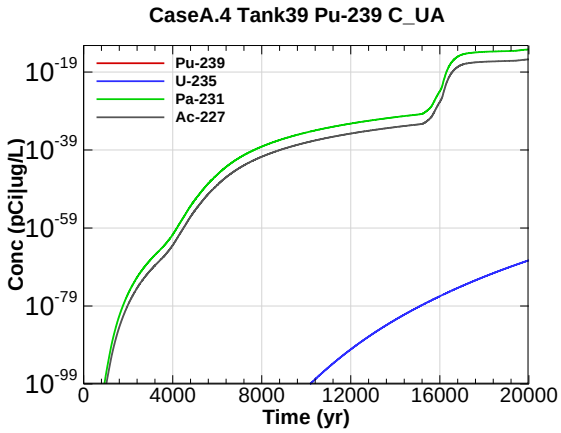

Figure R.12-93 - 100m Aquifer Concentration for CaseA.4 Tank39 Pu-239 C_UA

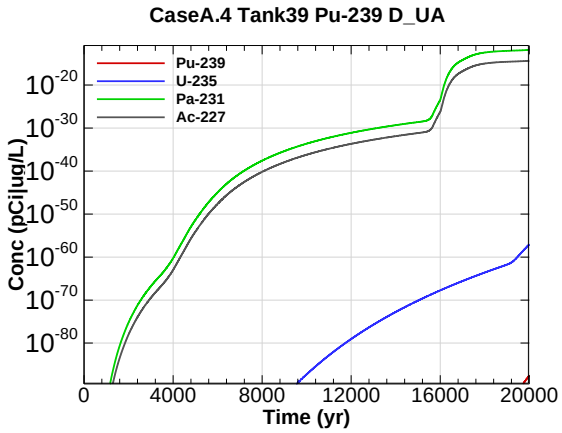

Figure R.12-94 - 100m Aquifer Concentration for CaseA.4 Tank39 Pu-239 D_UA

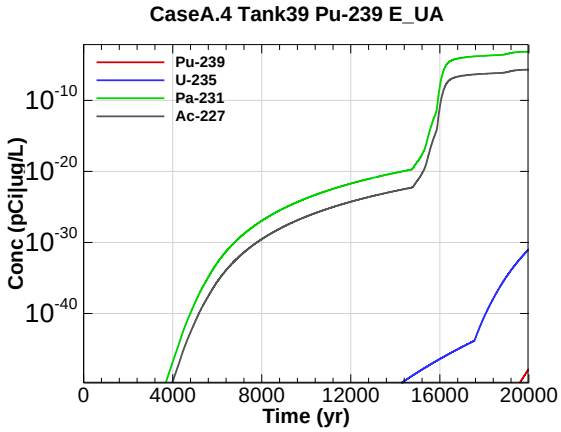

Figure R.12-95 - 100m Aquifer Concentration for CaseA.4 Tank39 Pu-239 E_UA

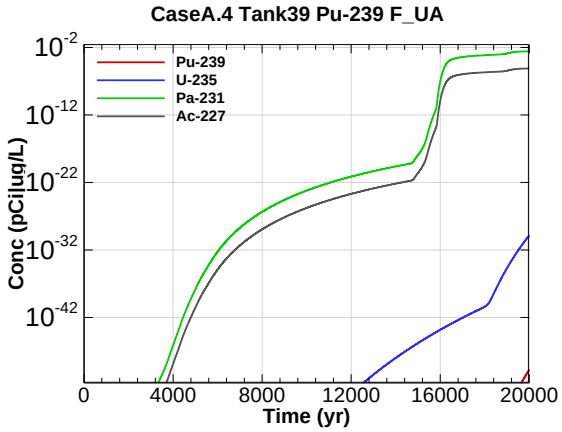

Figure R.12-96 - 100m Aquifer Concentration for CaseA.4 Tank39 Pu-239 F_UA

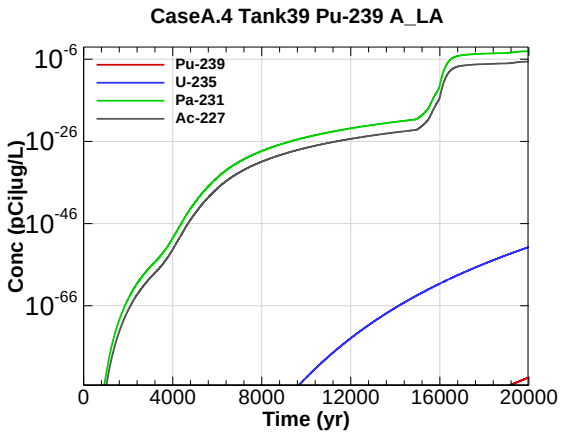

Figure R.12-97 - 100m Aquifer Concentration for CaseA.4 Tank39 Pu-239 A_LA

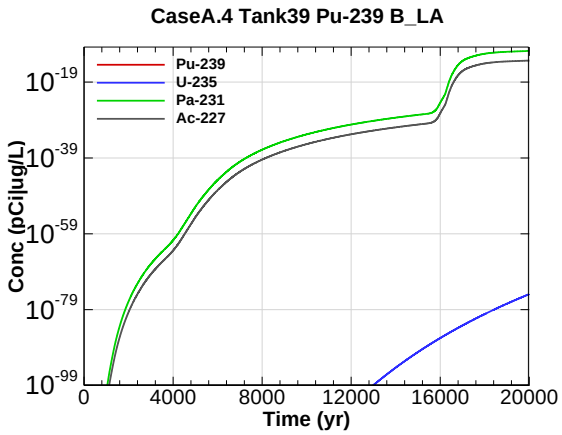

Figure R.12-98 - 100m Aquifer Concentration for CaseA.4 Tank39 Pu-239 B_LA

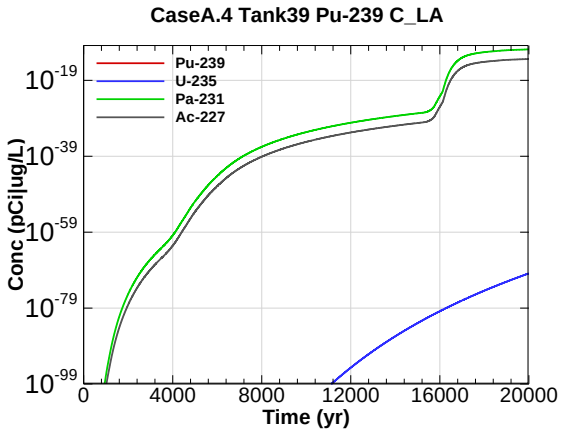

Figure R.12-99 - 100m Aquifer Concentration for CaseA.4 Tank39 Pu-239 C_LA

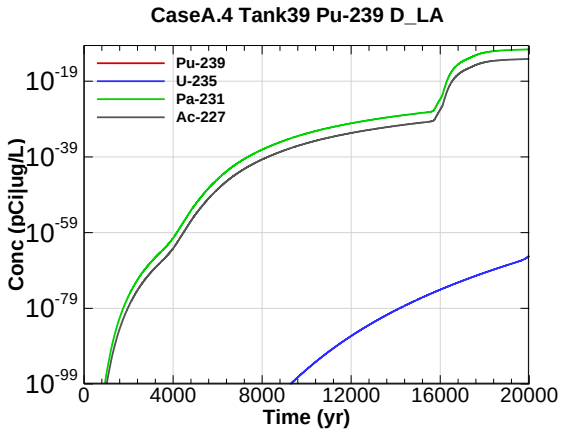

Figure R.12-100 - 100m Aquifer Concentration for CaseA.4 Tank39 Pu-239 D_LA

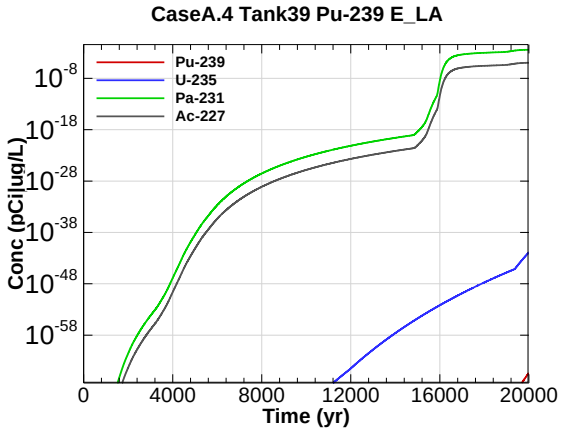

Figure R.12-101 - 100m Aquifer Concentration for CaseA.4 Tank39 Pu-239 E_LA

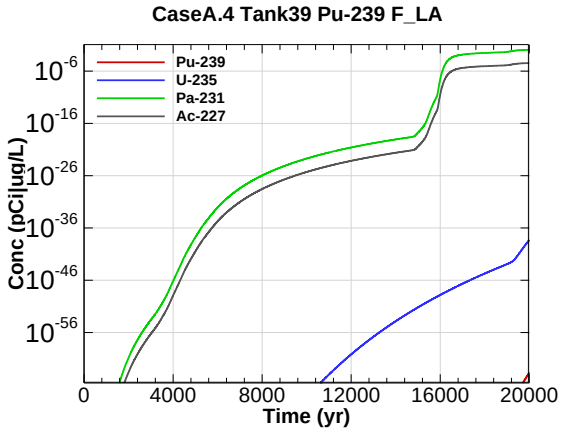

Figure R.12-102 - 100m Aquifer Concentration for CaseA.4 Tank39 Pu-239 F_LA

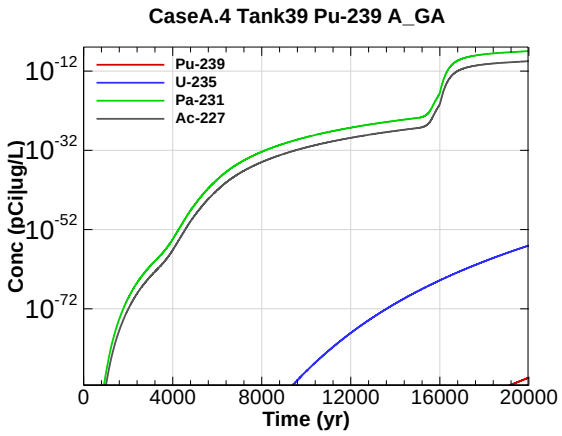

Figure R.12-103 - 100m Aquifer Concentration for CaseA.4 Tank39 Pu-239 A_GA

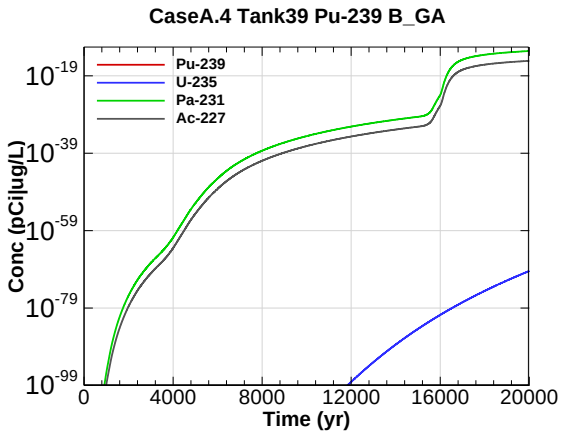

Figure R.12-104 - 100m Aquifer Concentration for CaseA.4 Tank39 Pu-239 B_GA

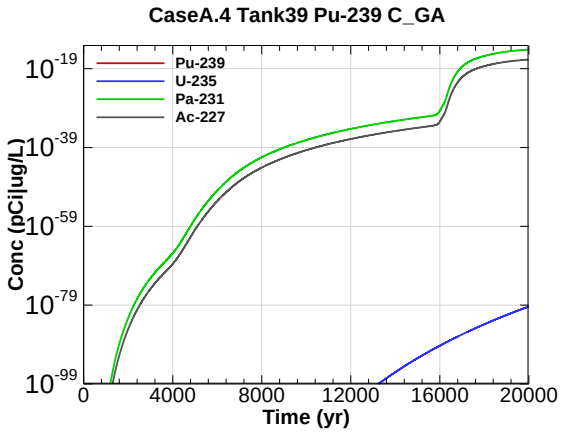

Figure R.12-105 - 100m Aquifer Concentration for CaseA.4 Tank39 Pu-239 C_GA

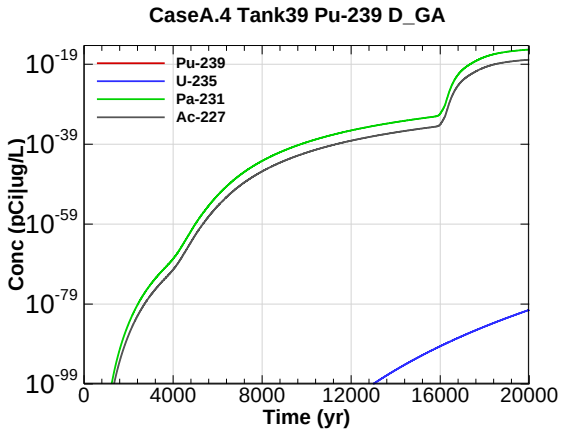

Figure R.12-106 - 100m Aquifer Concentration for CaseA.4 Tank39 Pu-239 D_GA

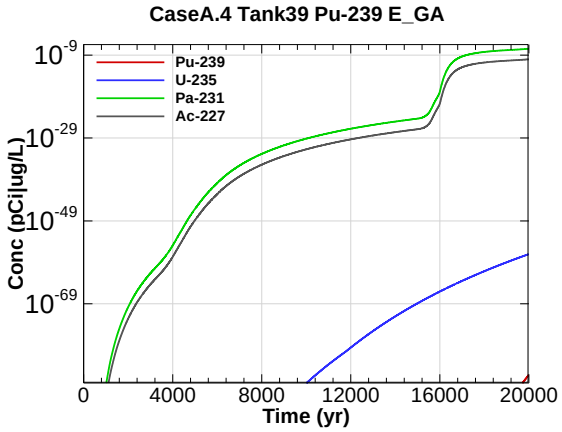

Figure R.12-107 - 100m Aquifer Concentration for CaseA.4 Tank39 Pu-239 E_GA

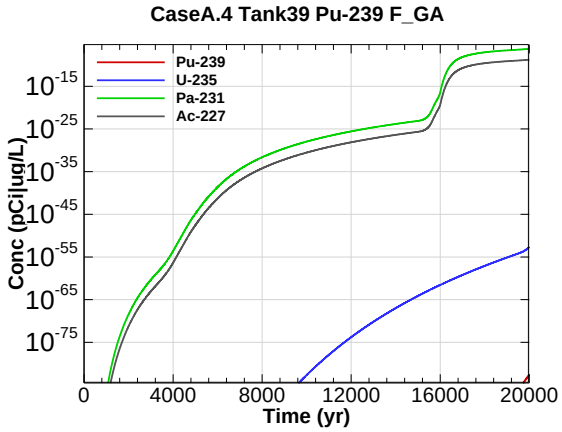

Figure R.12-108 - 100m Aquifer Concentration for CaseA.4 Tank39 Pu-239 F_GA

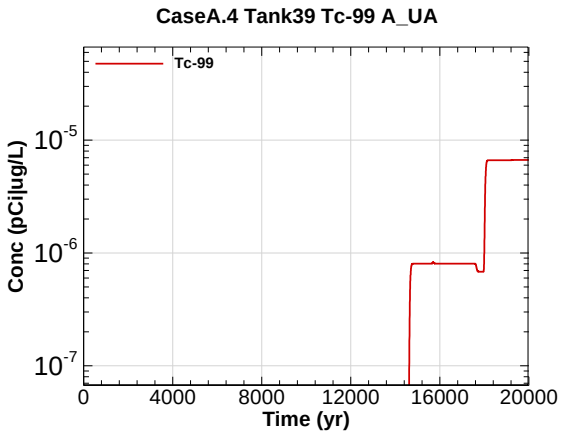

Figure R.12-109 - 100m Aquifer Concentration for CaseA.4 Tank39 Tc-99 A_UA

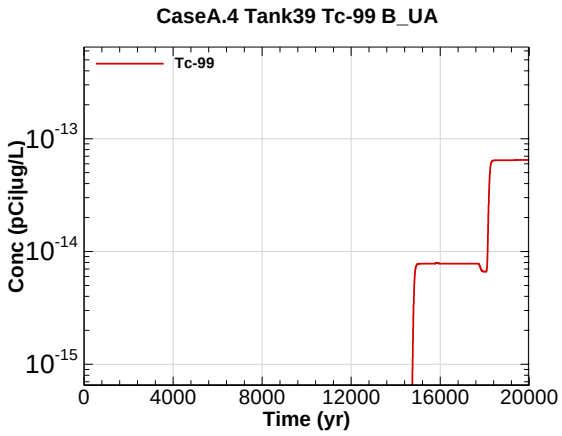

Figure R.12-110 - 100m Aquifer Concentration for CaseA.4 Tank39 Tc-99 B_UA

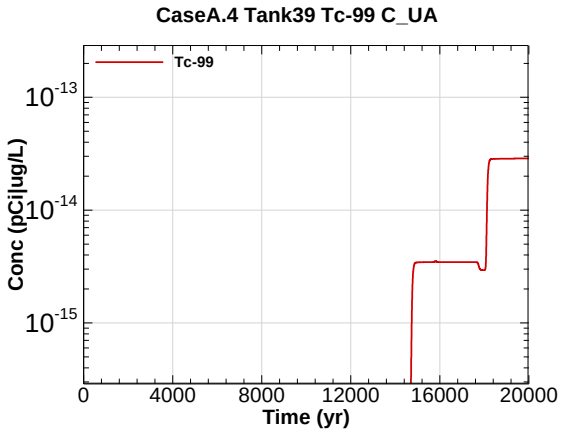

Figure R.12-111 - 100m Aquifer Concentration for CaseA.4 Tank39 Tc-99 C_UA

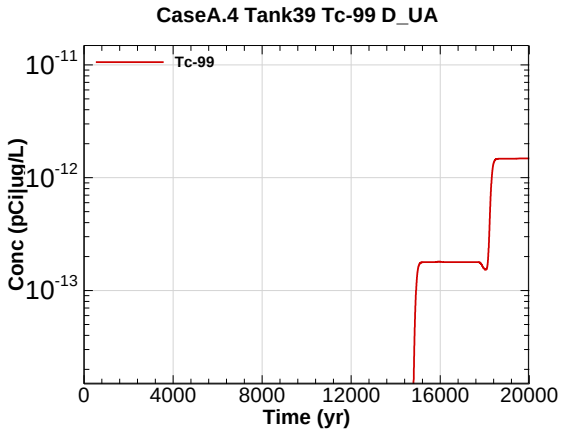

Figure R.12-112 - 100m Aquifer Concentration for CaseA.4 Tank39 Tc-99 D_UA

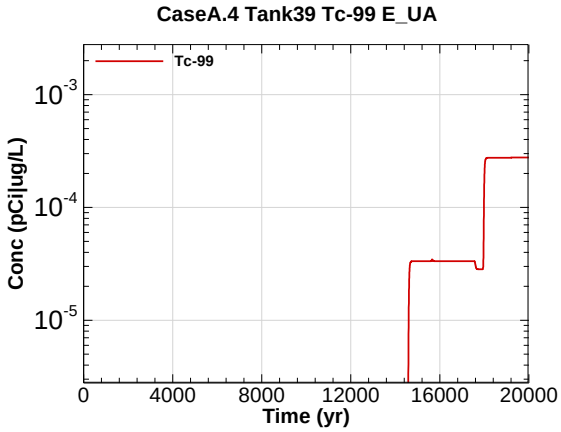

Figure R.12-113 - 100m Aquifer Concentration for CaseA.4 Tank39 Tc-99 E_UA

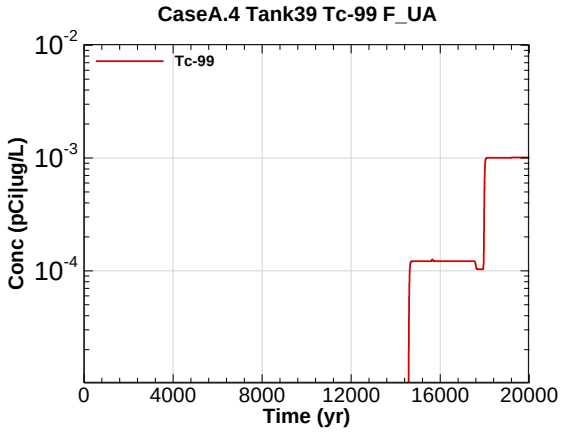

Figure R.12-114 - 100m Aquifer Concentration for CaseA.4 Tank39 Tc-99 F_UA

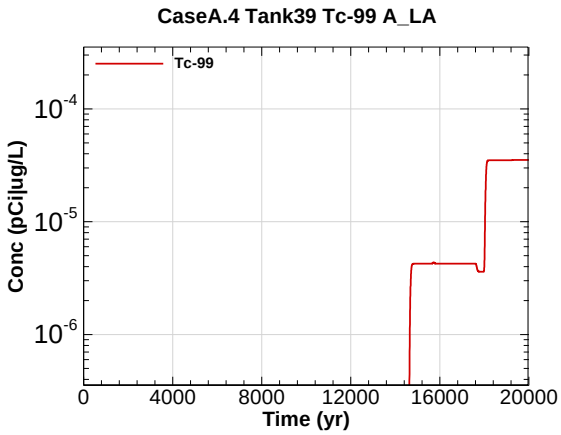

Figure R.12-115 - 100m Aquifer Concentration for CaseA.4 Tank39 Tc-99 A_LA

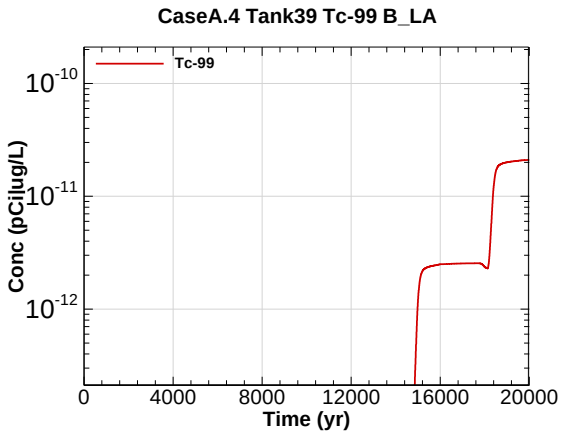

Figure R.12-116 - 100m Aquifer Concentration for CaseA.4 Tank39 Tc-99 B_LA

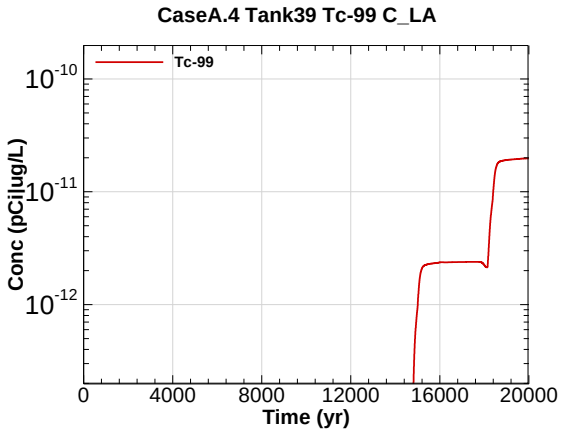

Figure R.12-117 - 100m Aquifer Concentration for CaseA.4 Tank39 Tc-99 C_LA

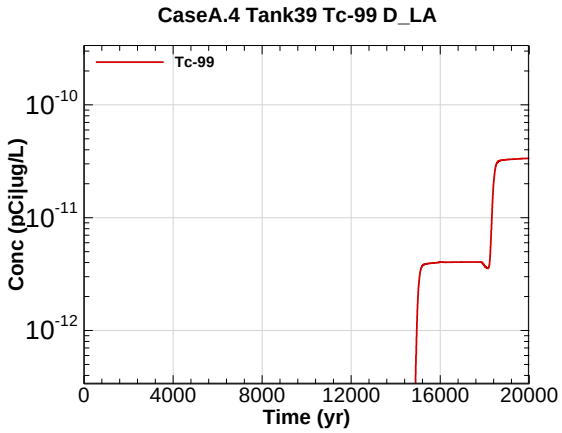

Figure R.12-118 - 100m Aquifer Concentration for CaseA.4 Tank39 Tc-99 D_LA

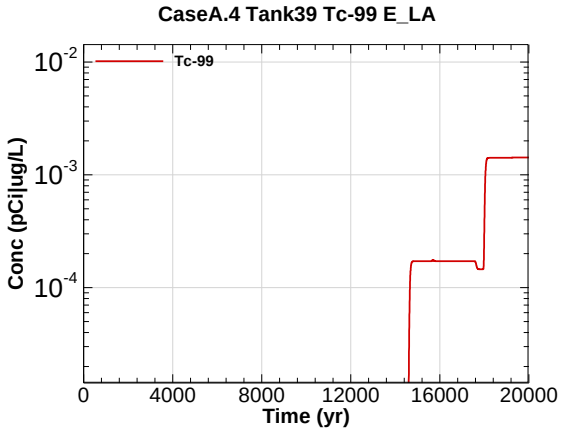

Figure R.12-119 - 100m Aquifer Concentration for CaseA.4 Tank39 Tc-99 E_LA

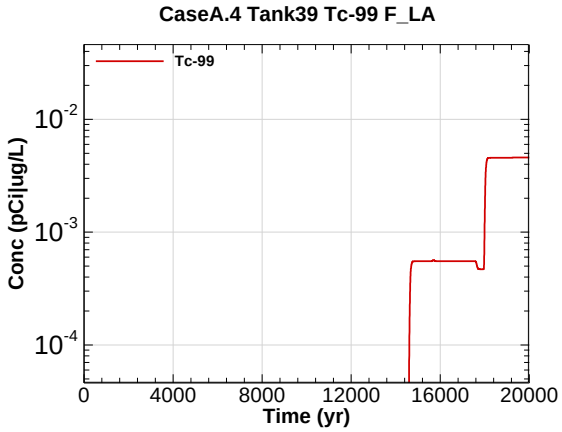

Figure R.12-120 - 100m Aquifer Concentration for CaseA.4 Tank39 Tc-99 F_LA

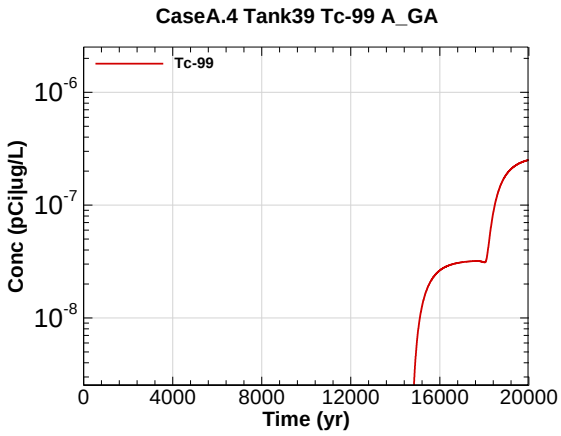

Figure R.12-121 - 100m Aquifer Concentration for CaseA.4 Tank39 Tc-99 A_GA

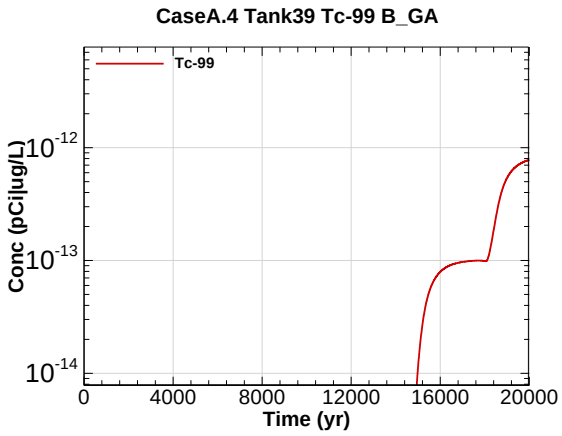

Figure R.12-122 - 100m Aquifer Concentration for CaseA.4 Tank39 Tc-99 B_GA

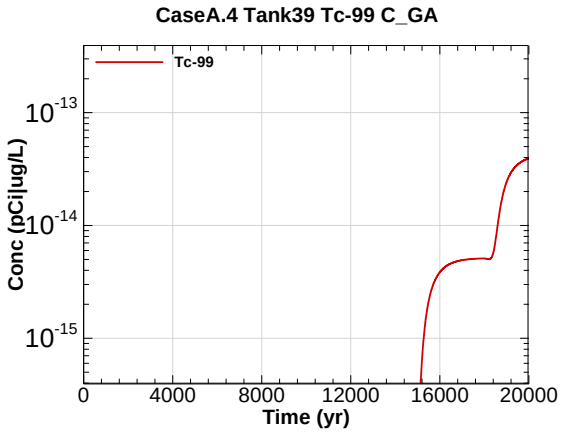

Figure R.12-123 - 100m Aquifer Concentration for CaseA.4 Tank39 Tc-99 C_GA

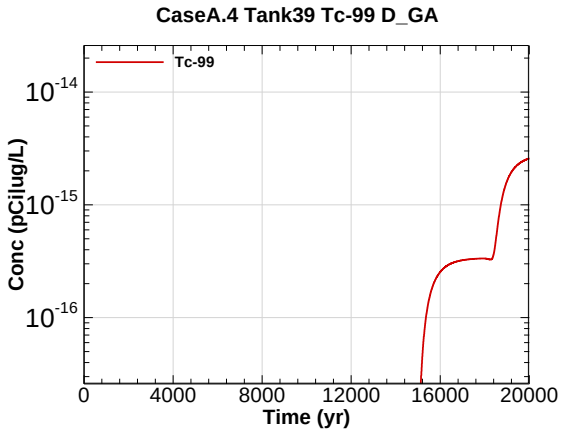

Figure R.12-124 - 100m Aquifer Concentration for CaseA.4 Tank39 Tc-99 D_GA

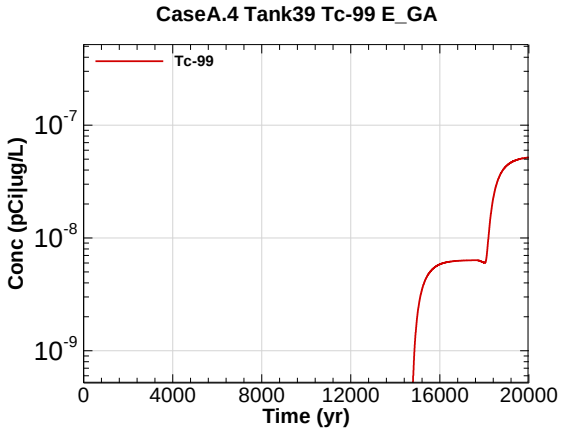

Figure R.12-125 - 100m Aquifer Concentration for CaseA.4 Tank39 Tc-99 E_GA

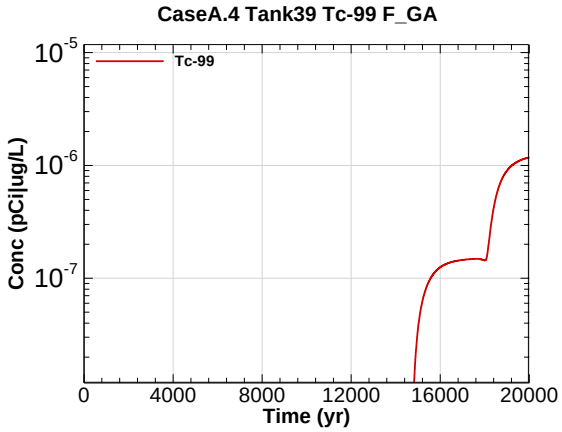

Figure R.12-126 - 100m Aquifer Concentration for CaseA.4 Tank39 Tc-99 F_GA

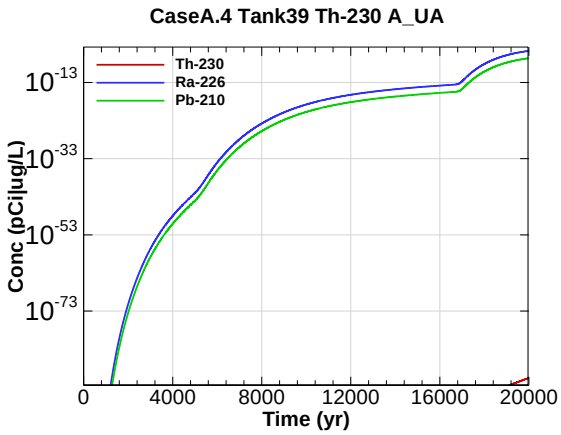

Figure R.12-127 - 100m Aquifer Concentration for CaseA.4 Tank39 Th-230 A_UA

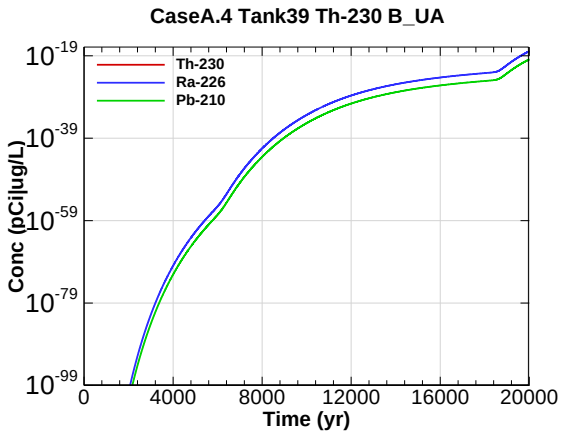

Figure R.12-128 - 100m Aquifer Concentration for CaseA.4 Tank39 Th-230 B_UA

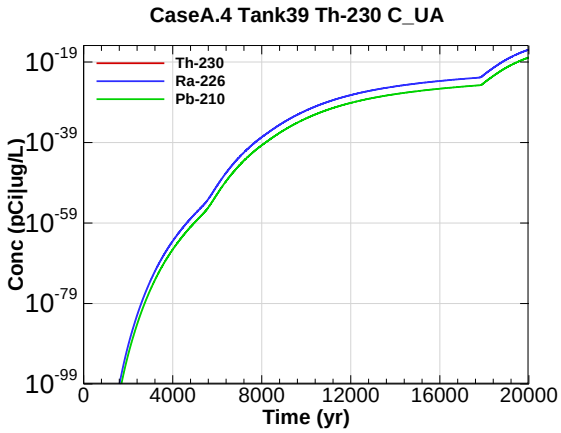

Figure R.12-129 - 100m Aquifer Concentration for CaseA.4 Tank39 Th-230 C_UA

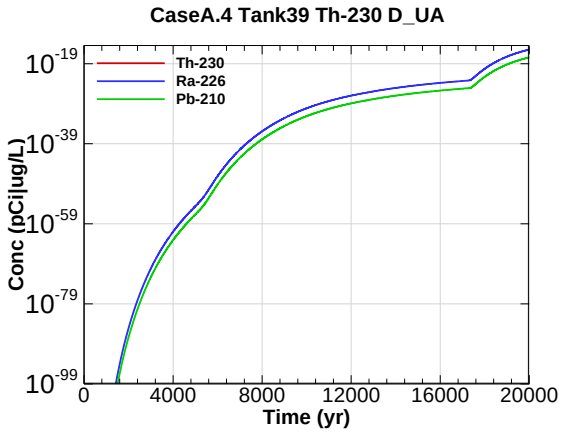

Figure R.12-130 - 100m Aquifer Concentration for CaseA.4 Tank39 Th-230 D_UA

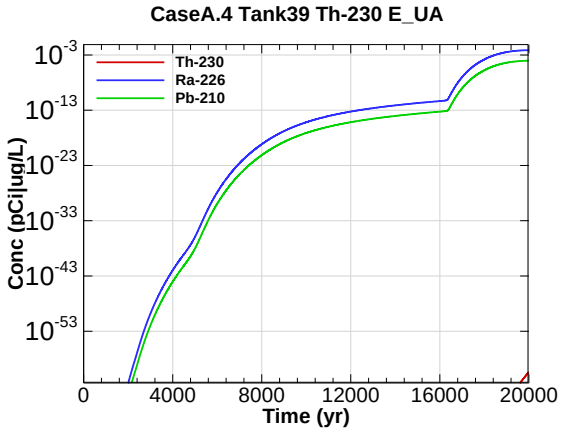

Figure R.12-131 - 100m Aquifer Concentration for CaseA.4 Tank39 Th-230 E_UA

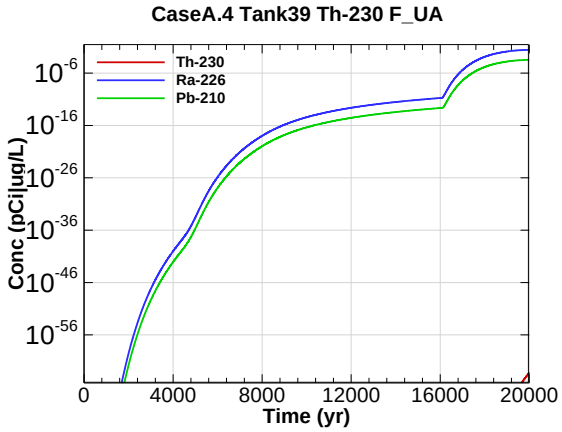

Figure R.12-132 - 100m Aquifer Concentration for CaseA.4 Tank39 Th-230 F_UA

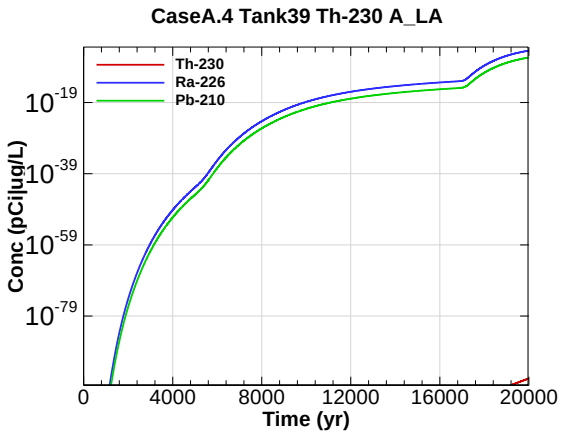

Figure R.12-133 - 100m Aquifer Concentration for CaseA.4 Tank39 Th-230 A_LA

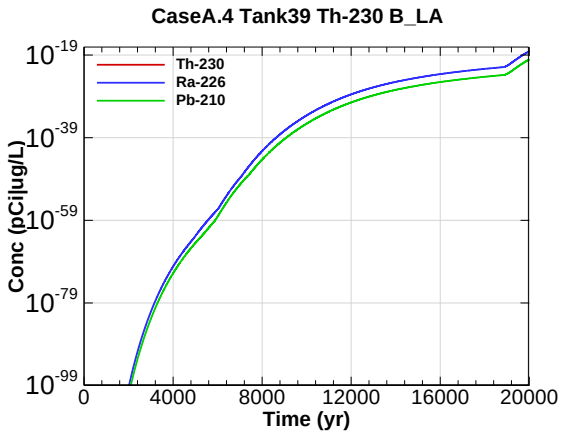

Figure R.12-134 - 100m Aquifer Concentration for CaseA.4 Tank39 Th-230 B_LA

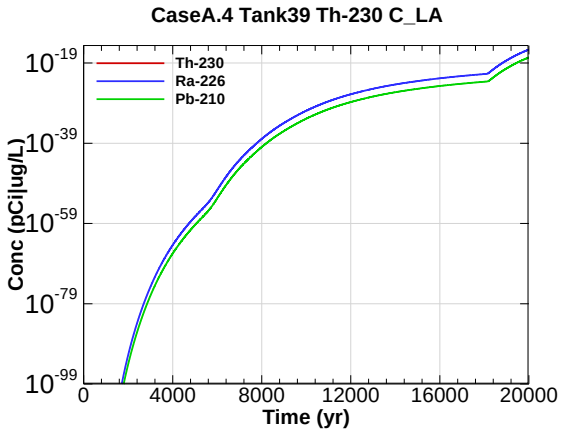

Figure R.12-135 - 100m Aquifer Concentration for CaseA.4 Tank39 Th-230 C_LA

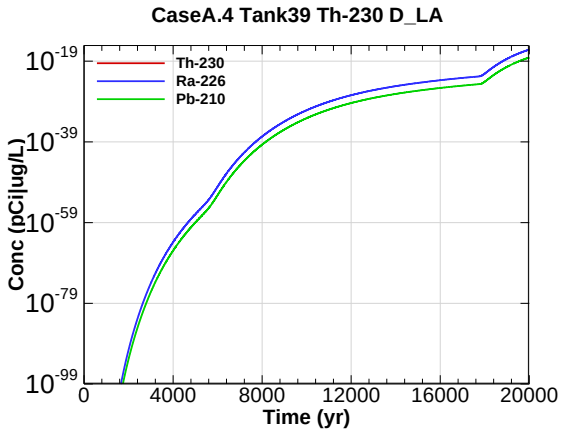

Figure R.12-136 - 100m Aquifer Concentration for CaseA.4 Tank39 Th-230 D_LA

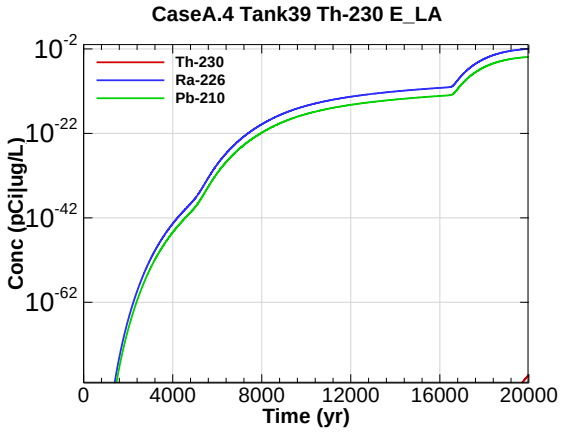

Figure R.12-137 - 100m Aquifer Concentration for CaseA.4 Tank39 Th-230 E_LA

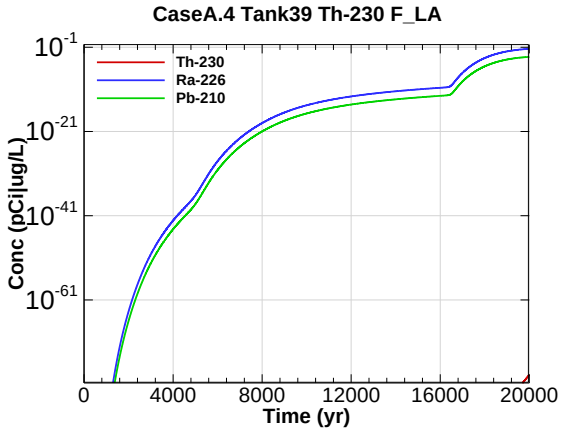

Figure R.12-138 - 100m Aquifer Concentration for CaseA.4 Tank39 Th-230 F_LA

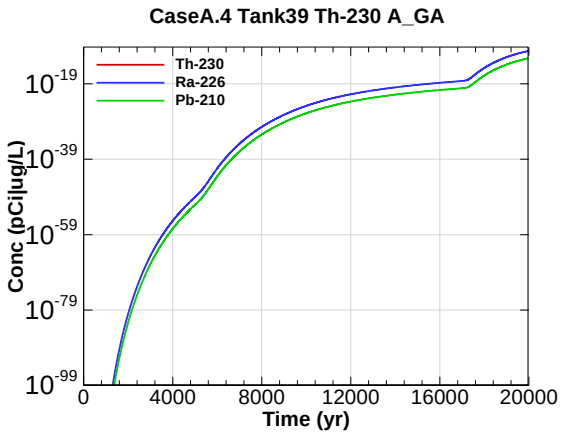

Figure R.12-139 - 100m Aquifer Concentration for CaseA.4 Tank39 Th-230 A_GA

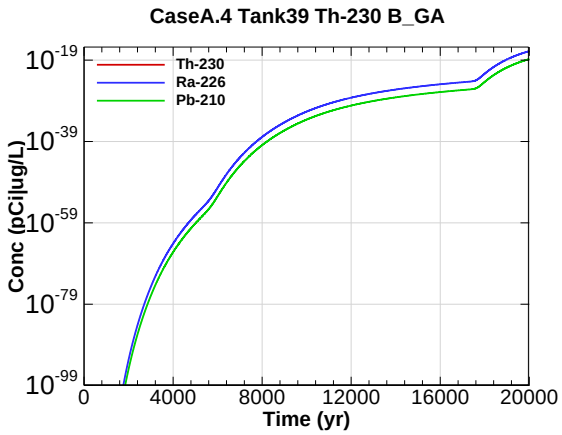

Figure R.12-140 - 100m Aquifer Concentration for CaseA.4 Tank39 Th-230 B_GA

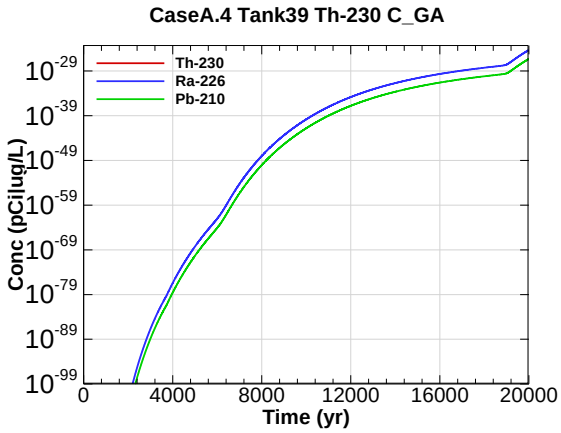

Figure R.12-141 - 100m Aquifer Concentration for CaseA.4 Tank39 Th-230 C_GA

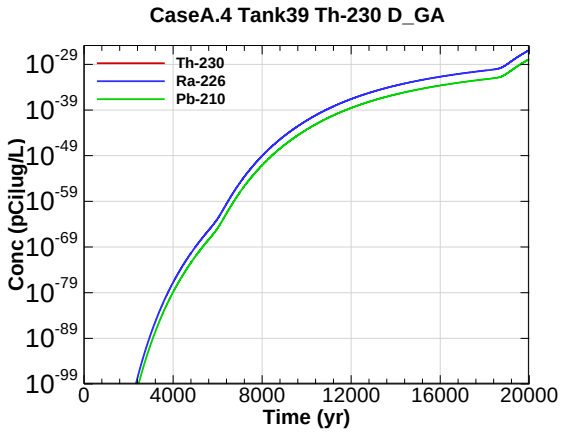

Figure R.12-142 - 100m Aquifer Concentration for CaseA.4 Tank39 Th-230 D_GA

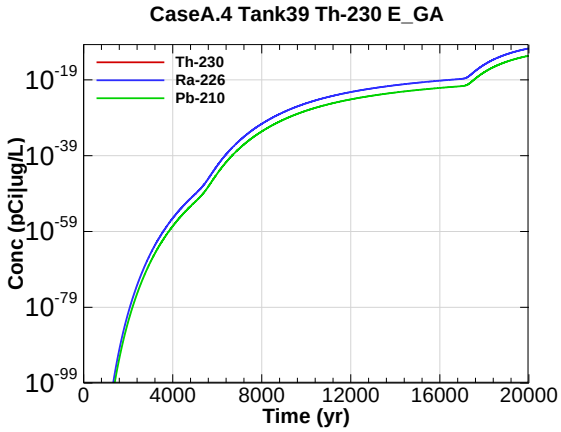

Figure R.12-143 - 100m Aquifer Concentration for CaseA.4 Tank39 Th-230 E_GA

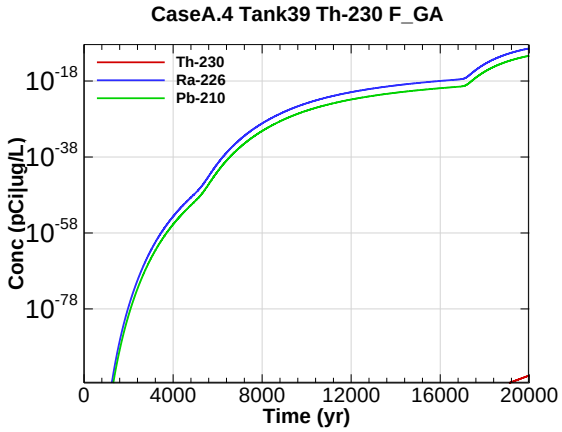

Figure R.12-144 - 100m Aquifer Concentration for CaseA.4 Tank39 Th-230 F_GA

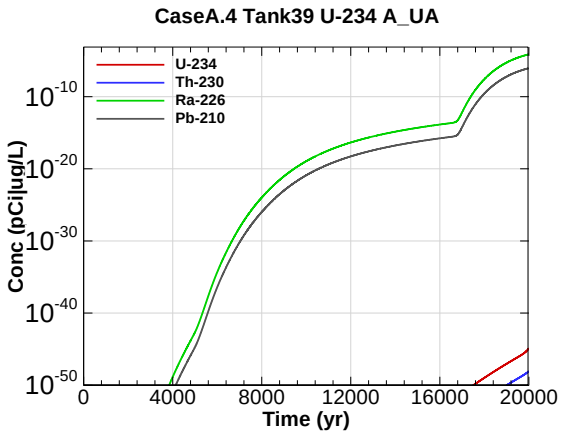

Figure R.12-145 - 100m Aquifer Concentration for CaseA.4 Tank39 U-234 A_UA

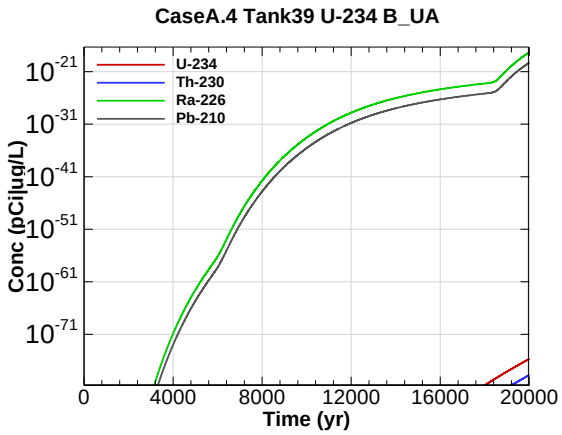

Figure R.12-146 - 100m Aquifer Concentration for CaseA.4 Tank39 U-234 B_UA

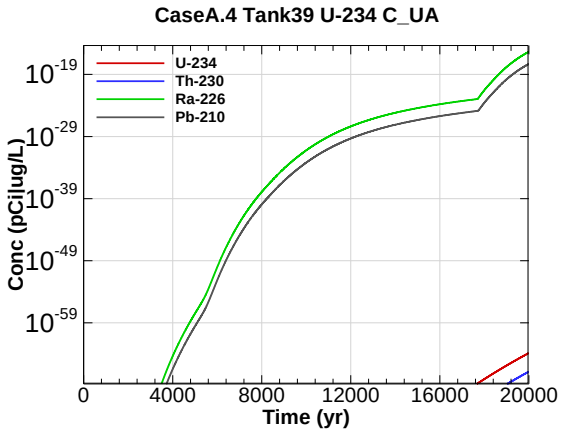

Figure R.12-147 - 100m Aquifer Concentration for CaseA.4 Tank39 U-234 C_UA

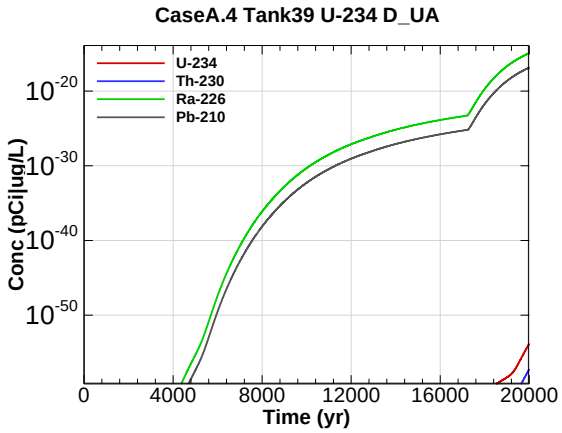

Figure R.12-148 - 100m Aquifer Concentration for CaseA.4 Tank39 U-234 D_UA

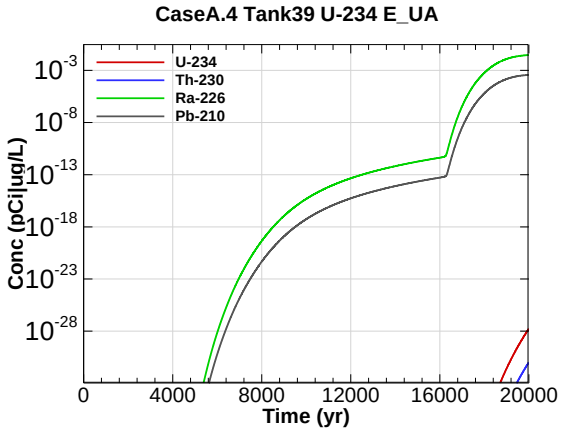

Figure R.12-149 - 100m Aquifer Concentration for CaseA.4 Tank39 U-234 E_UA

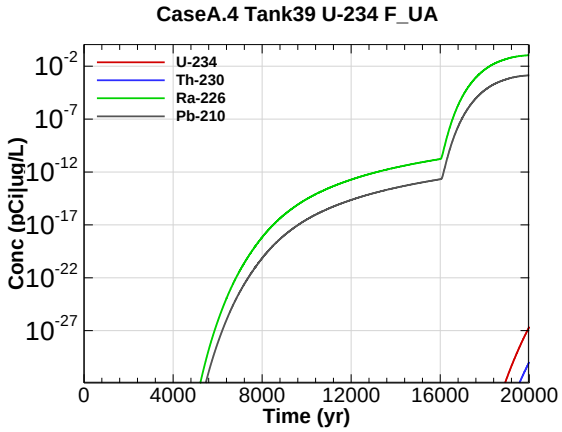

Figure R.12-150 - 100m Aquifer Concentration for CaseA.4 Tank39 U-234 F_UA

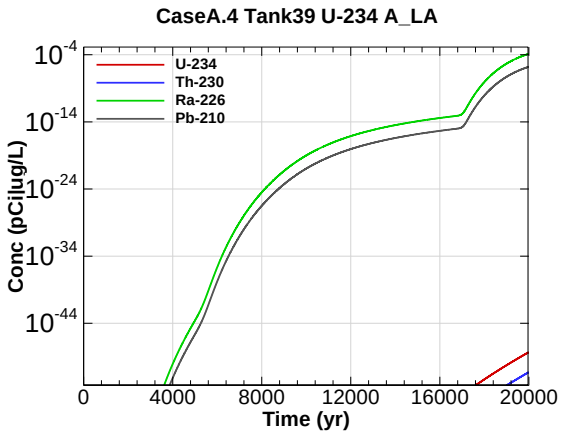

Figure R.12-151 - 100m Aquifer Concentration for CaseA.4 Tank39 U-234 A_LA

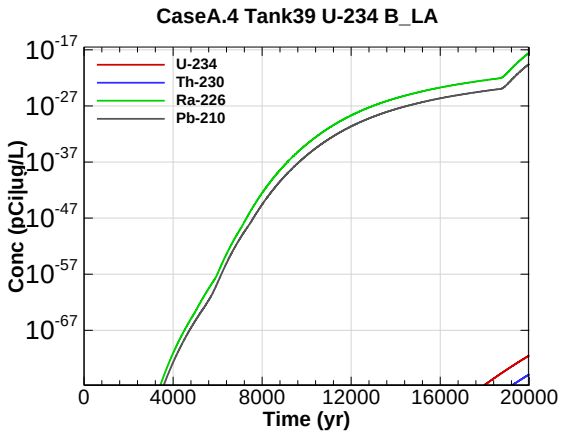

Figure R.12-152 - 100m Aquifer Concentration for CaseA.4 Tank39 U-234 B_LA

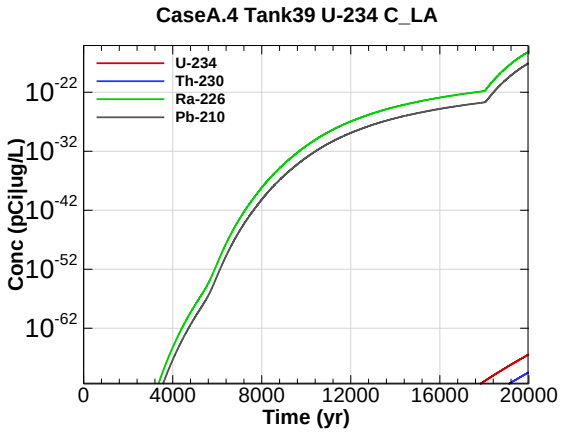

Figure R.12-153 - 100m Aquifer Concentration for CaseA.4 Tank39 U-234 C_LA

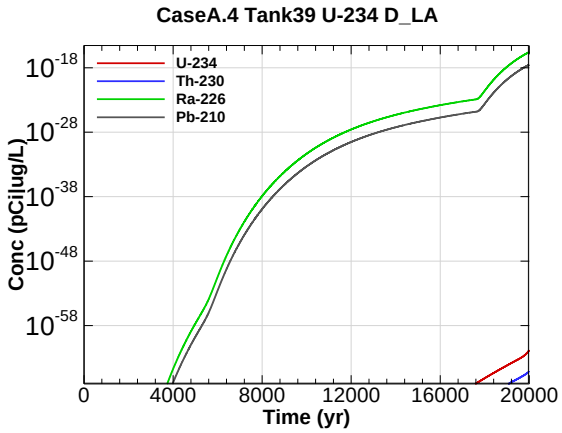

Figure R.12-154 - 100m Aquifer Concentration for CaseA.4 Tank39 U-234 D_LA

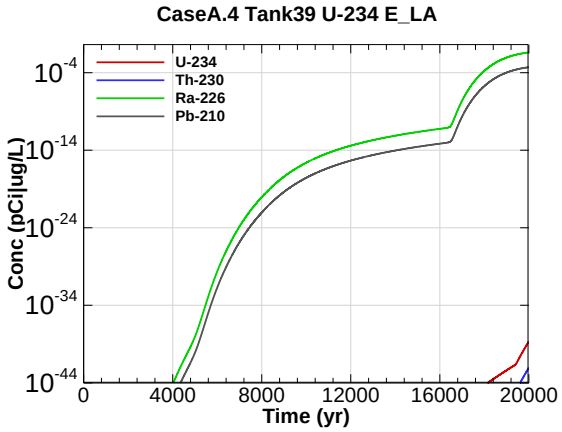

Figure R.12-155 - 100m Aquifer Concentration for CaseA.4 Tank39 U-234 E_LA

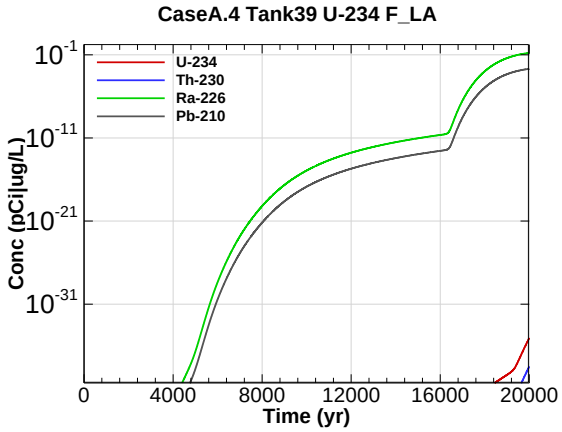

Figure R.12-156 - 100m Aquifer Concentration for CaseA.4 Tank39 U-234 F_LA

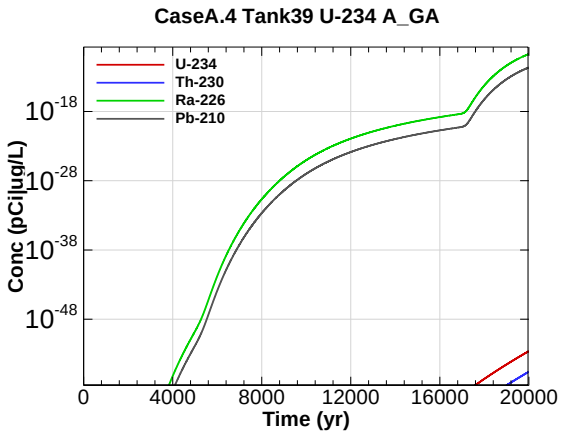

Figure R.12-157 - 100m Aquifer Concentration for CaseA.4 Tank39 U-234 A_GA

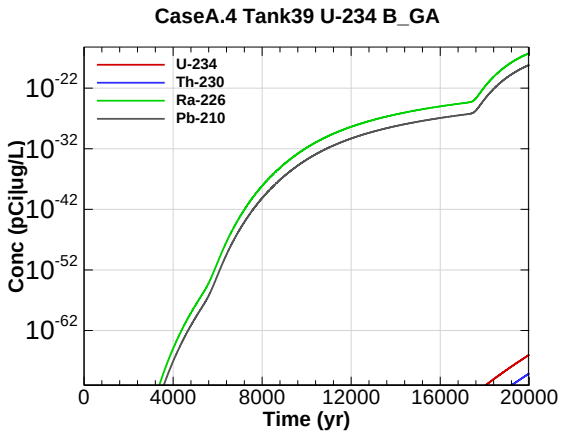

Figure R.12-158 - 100m Aquifer Concentration for CaseA.4 Tank39 U-234 B_GA

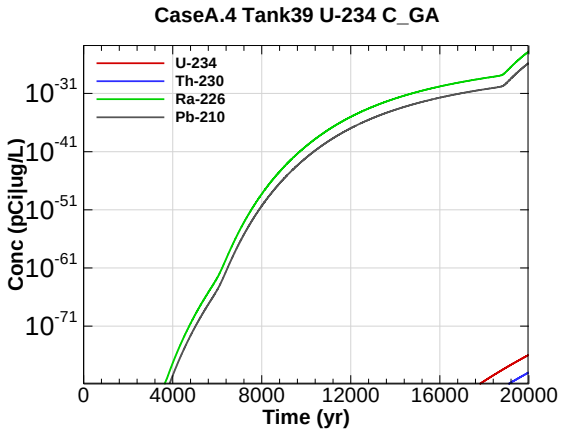

Figure R.12-159 - 100m Aquifer Concentration for CaseA.4 Tank39 U-234 C_GA

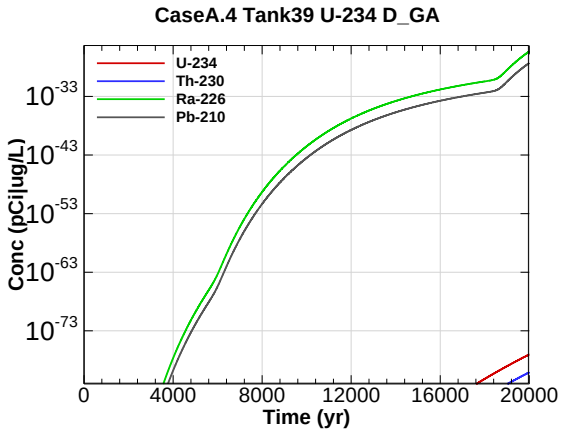

Figure R.12-160 - 100m Aquifer Concentration for CaseA.4 Tank39 U-234 D_GA

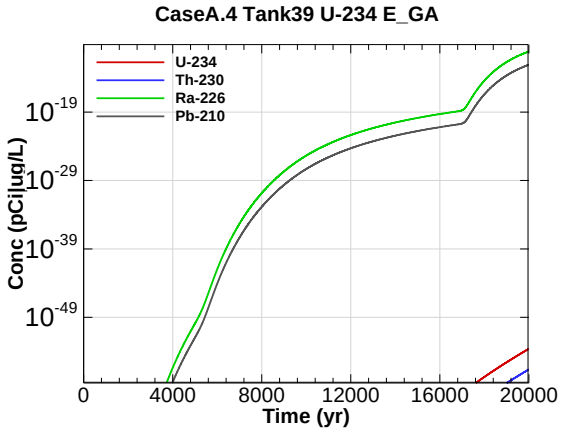

Figure R.12-161 - 100m Aquifer Concentration for CaseA.4 Tank39 U-234 E_GA

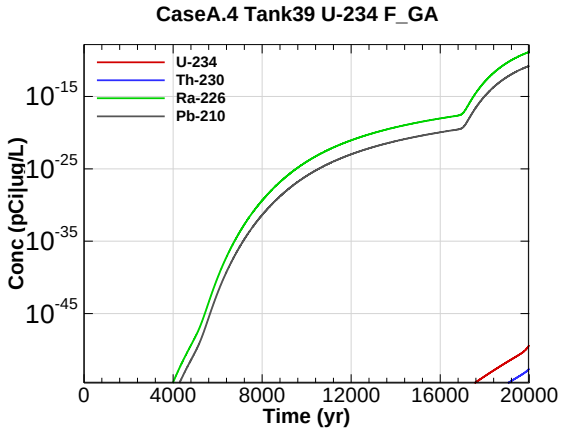

Figure R.12-162 - 100m Aquifer Concentration for CaseA.4 Tank39 U-234 F_GA

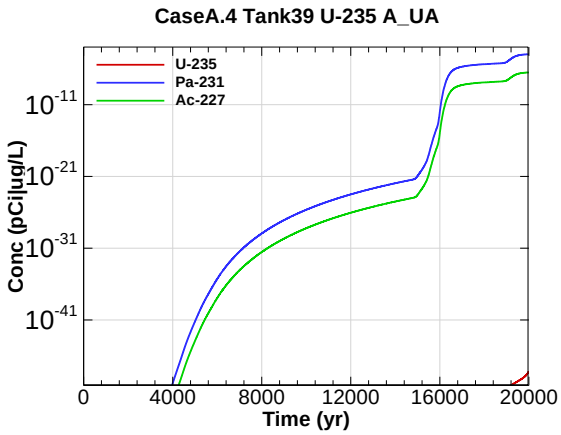

Figure R.12-163 - 100m Aquifer Concentration for CaseA.4 Tank39 U-235 A_UA

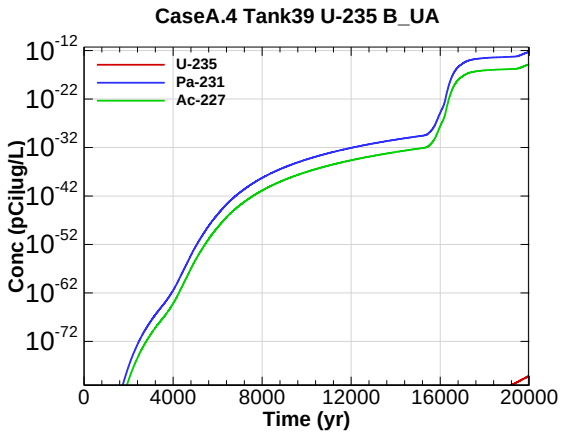

Figure R.12-164 - 100m Aquifer Concentration for CaseA.4 Tank39 U-235 B_UA

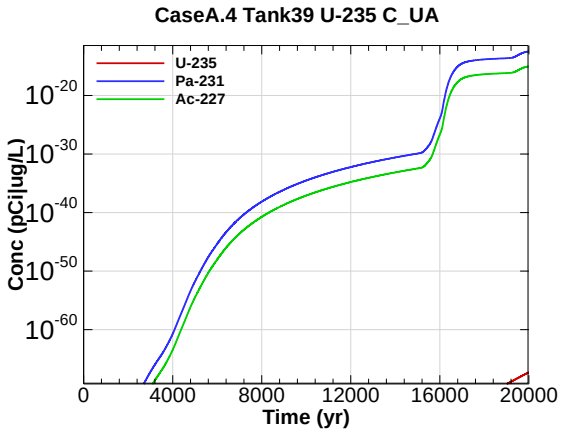

Figure R.12-165 - 100m Aquifer Concentration for CaseA.4 Tank39 U-235 C_UA

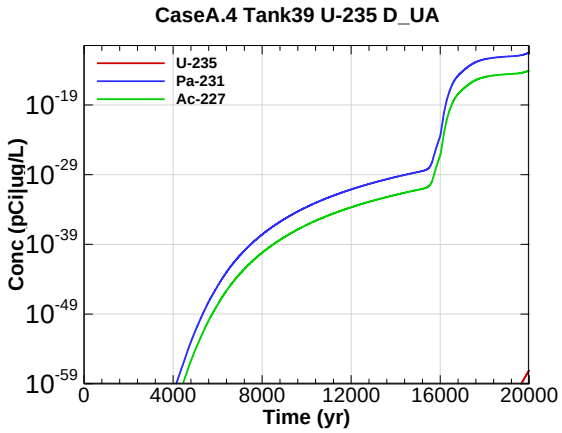

Figure R.12-166 - 100m Aquifer Concentration for CaseA.4 Tank39 U-235 D_UA

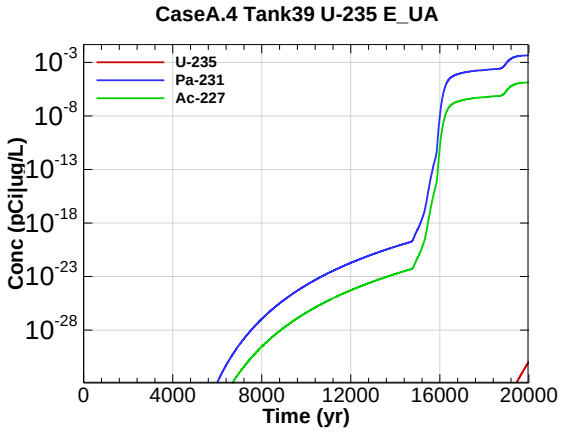

Figure R.12-167 - 100m Aquifer Concentration for CaseA.4 Tank39 U-235 E_UA

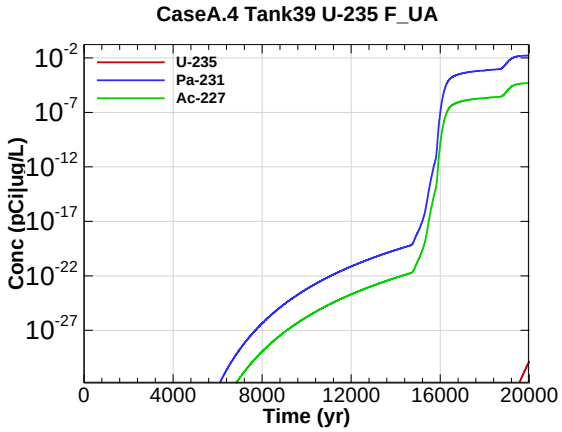

Figure R.12-168 - 100m Aquifer Concentration for CaseA.4 Tank39 U-235 F_UA

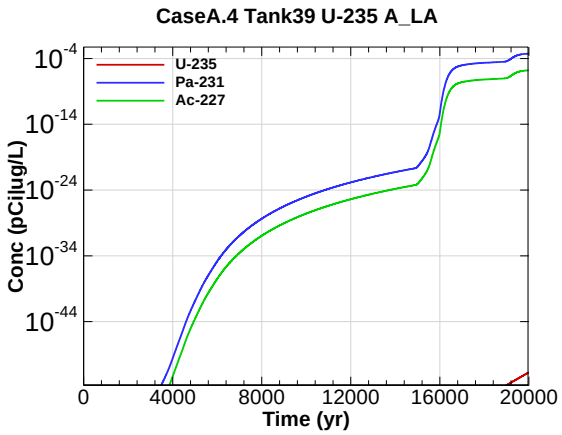

Figure R.12-169 - 100m Aquifer Concentration for CaseA.4 Tank39 U-235 A_LA

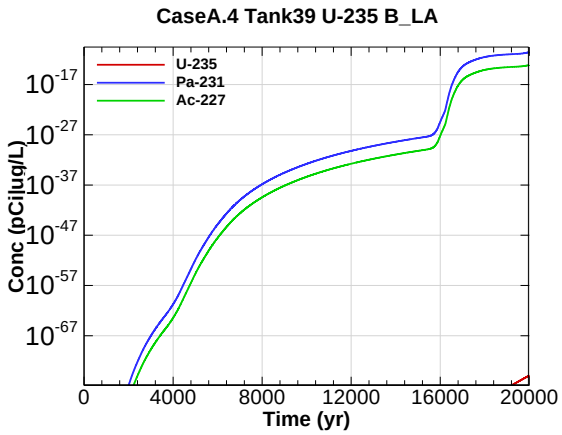

Figure R.12-170 - 100m Aquifer Concentration for CaseA.4 Tank39 U-235 B_LA

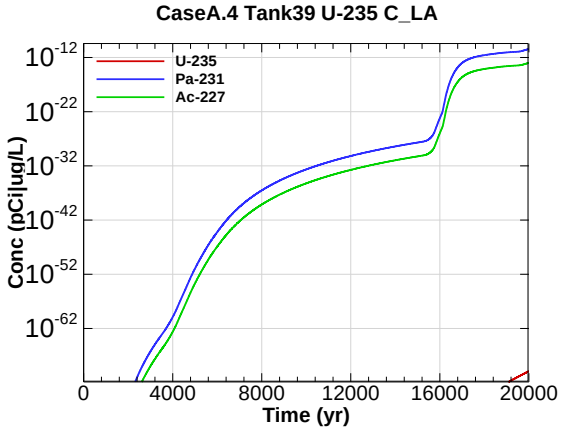

Figure R.12-171 - 100m Aquifer Concentration for CaseA.4 Tank39 U-235 C_LA

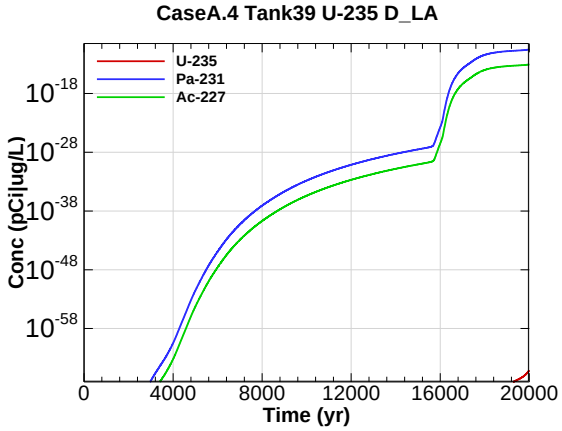

Figure R.12-172 - 100m Aquifer Concentration for CaseA.4 Tank39 U-235 D_LA

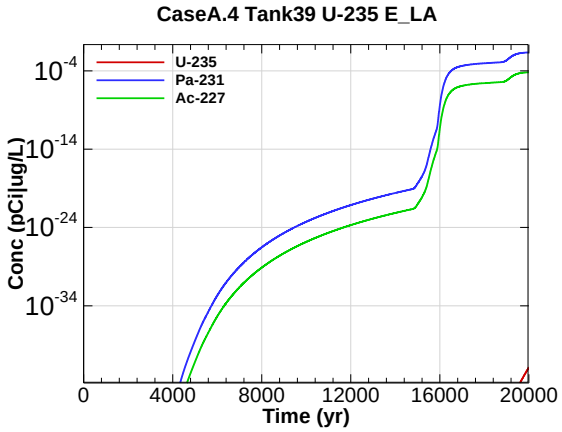

Figure R.12-173 - 100m Aquifer Concentration for CaseA.4 Tank39 U-235 E_LA

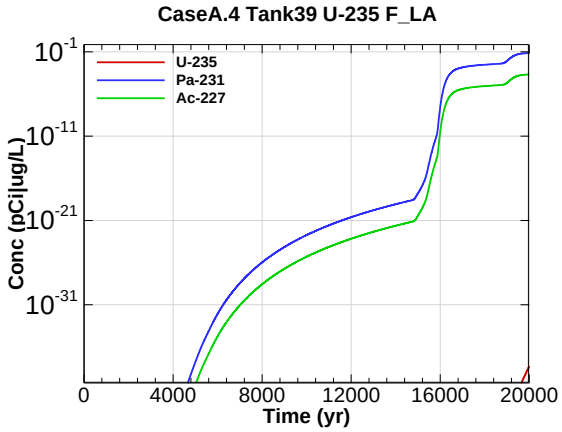

Figure R.12-174 - 100m Aquifer Concentration for CaseA.4 Tank39 U-235 F_LA

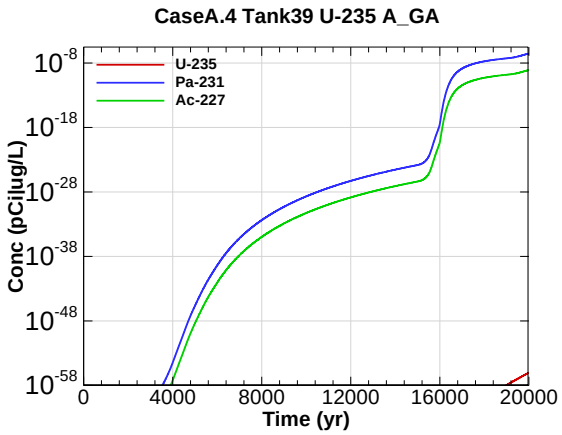

Figure R.12-175 - 100m Aquifer Concentration for CaseA.4 Tank39 U-235 A_GA

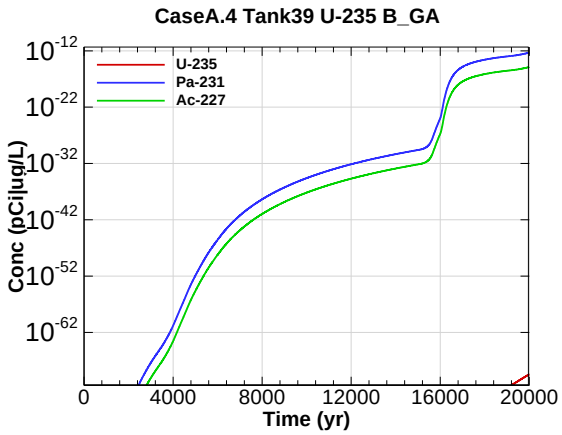

Figure R.12-176 - 100m Aquifer Concentration for CaseA.4 Tank39 U-235 B_GA

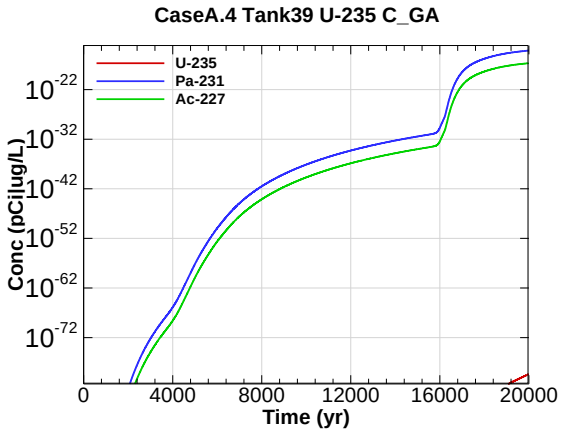

Figure R.12-177 - 100m Aquifer Concentration for CaseA.4 Tank39 U-235 C_GA

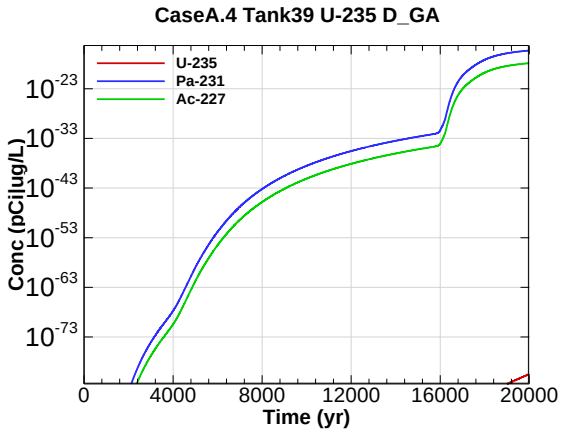

Figure R.12-178 - 100m Aquifer Concentration for CaseA.4 Tank39 U-235 D_GA

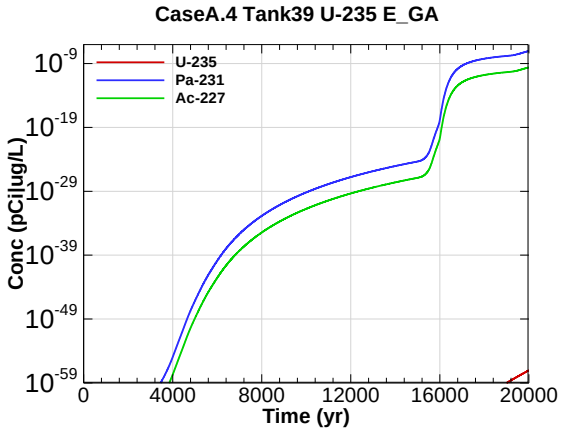

Figure R.12-179 - 100m Aquifer Concentration for CaseA.4 Tank39 U-235 E_GA

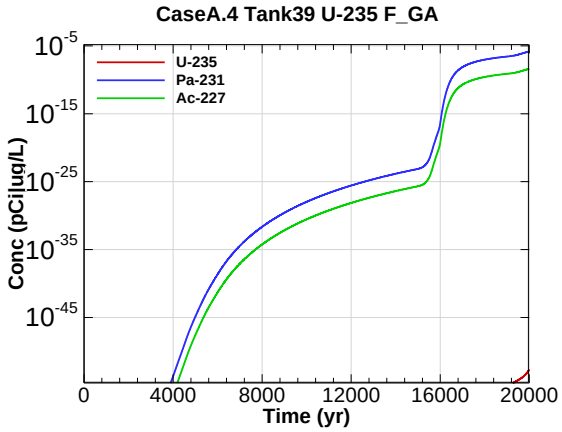

Figure R.12-180 - 100m Aquifer Concentration for CaseA.4 Tank39 U-235 F_GA

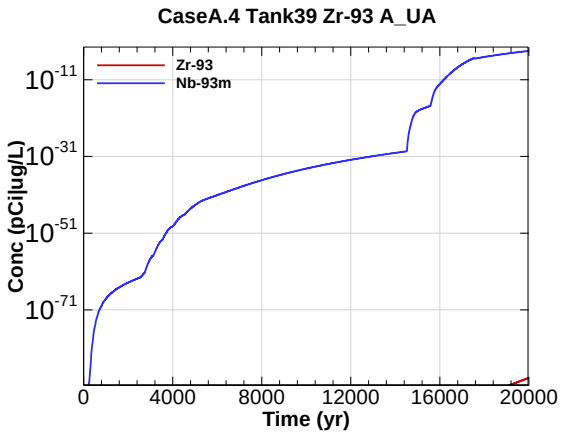

Figure R.12-181 - 100m Aquifer Concentration for CaseA.4 Tank39 Zr-93 A_UA

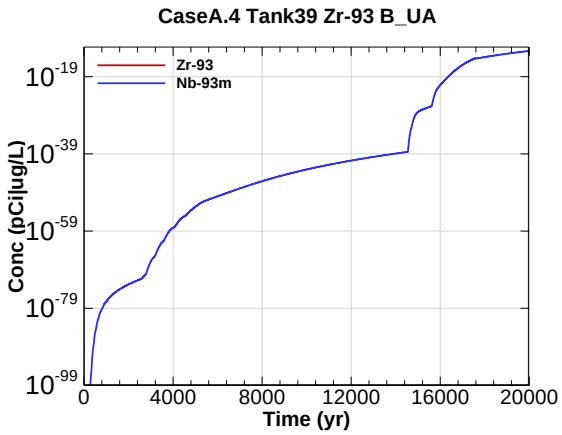

Figure R.12-182 - 100m Aquifer Concentration for CaseA.4 Tank39 Zr-93 B_UA

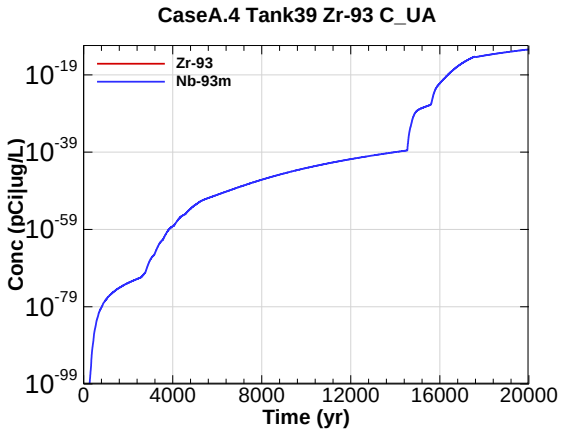

Figure R.12-183 - 100m Aquifer Concentration for CaseA.4 Tank39 Zr-93 C_UA

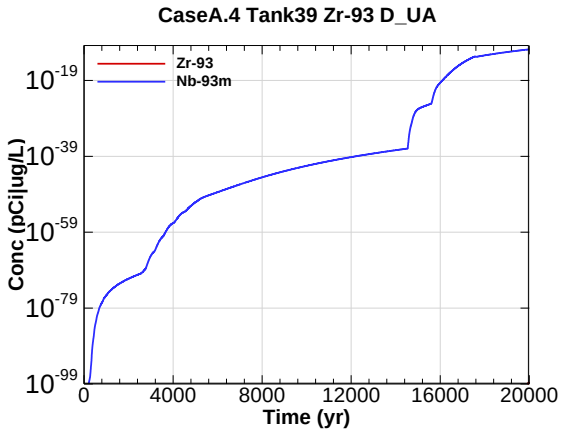

Figure R.12-184 - 100m Aquifer Concentration for CaseA.4 Tank39 Zr-93 D_UA

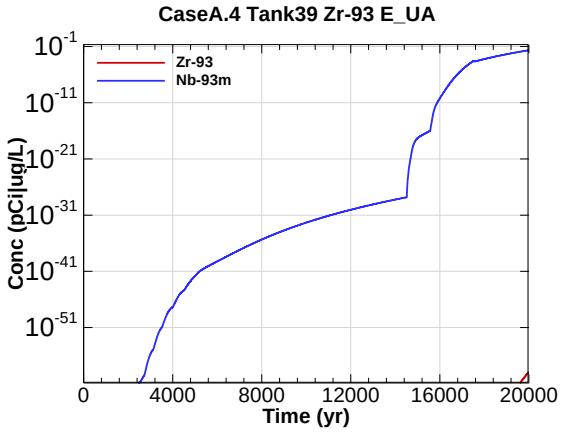

Figure R.12-185 - 100m Aquifer Concentration for CaseA.4 Tank39 Zr-93 E_UA

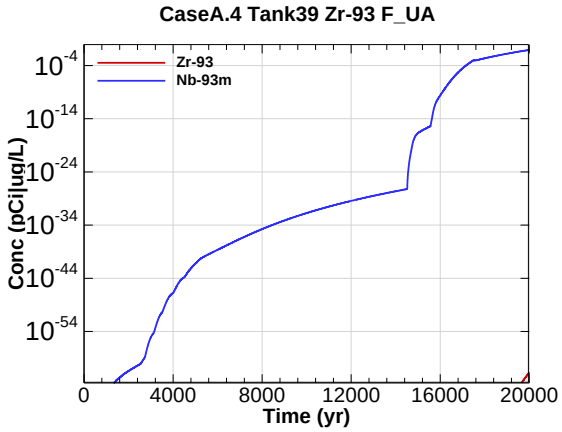

Figure R.12-186 - 100m Aquifer Concentration for CaseA.4 Tank39 Zr-93 F_UA

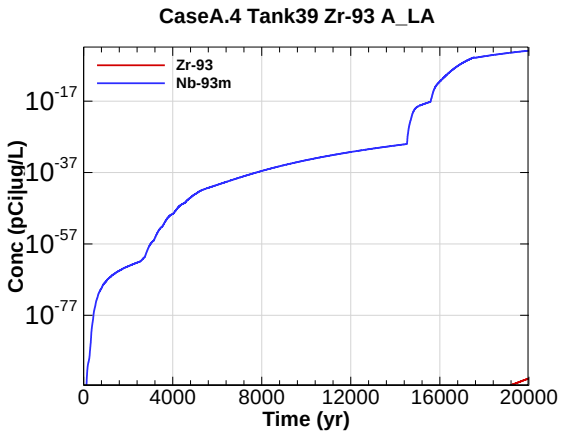

Figure R.12-187 - 100m Aquifer Concentration for CaseA.4 Tank39 Zr-93 A_LA

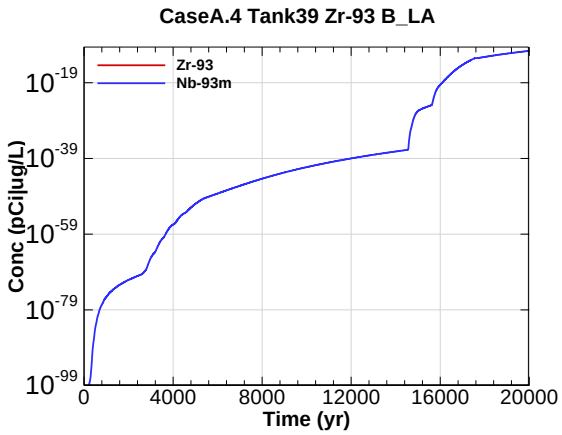

Figure R.12-188 - 100m Aquifer Concentration for CaseA.4 Tank39 Zr-93 B_LA

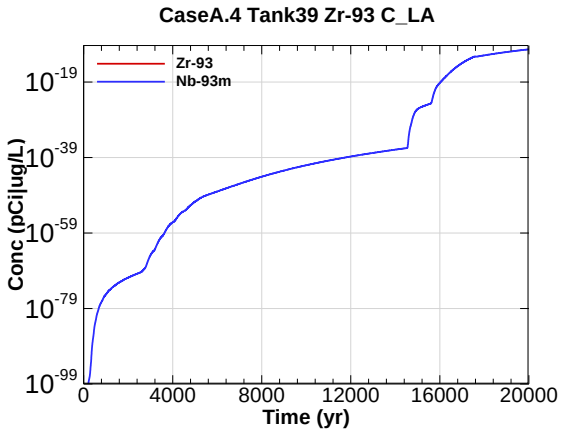

Figure R.12-189 - 100m Aquifer Concentration for CaseA.4 Tank39 Zr-93 C_LA

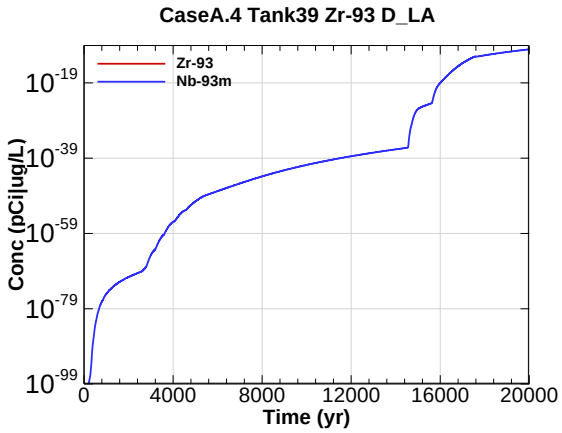

Figure R.12-190 - 100m Aquifer Concentration for CaseA.4 Tank39 Zr-93 D_LA

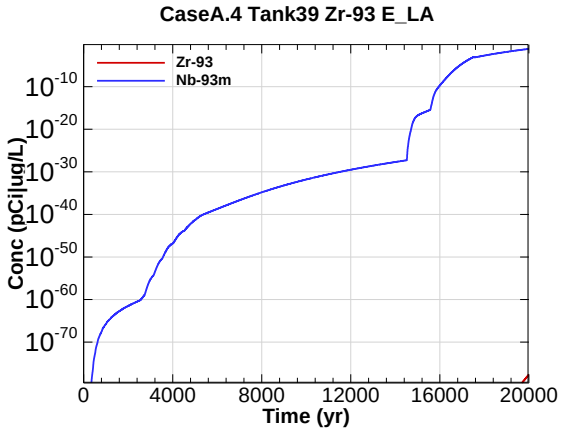

Figure R.12-191 - 100m Aquifer Concentration for CaseA.4 Tank39 Zr-93 E_LA

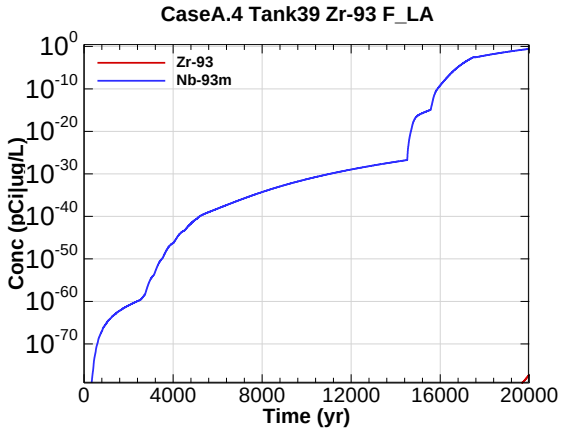

Figure R.12-192 - 100m Aquifer Concentration for CaseA.4 Tank39 Zr-93 F_LA

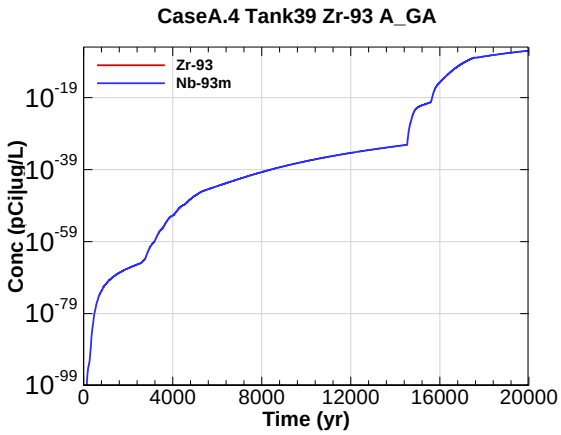

Figure R.12-193 - 100m Aquifer Concentration for CaseA.4 Tank39 Zr-93 A_GA

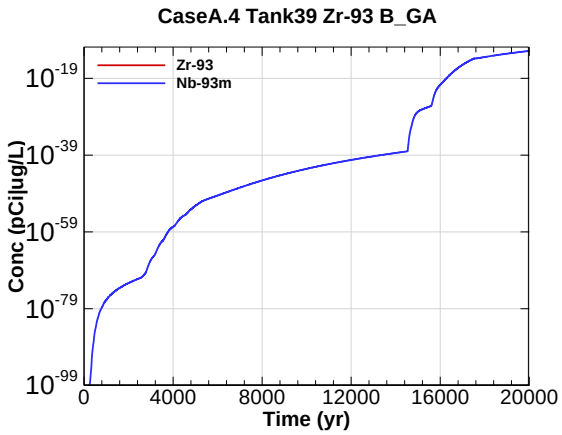

Figure R.12-194 - 100m Aquifer Concentration for CaseA.4 Tank39 Zr-93 B_GA

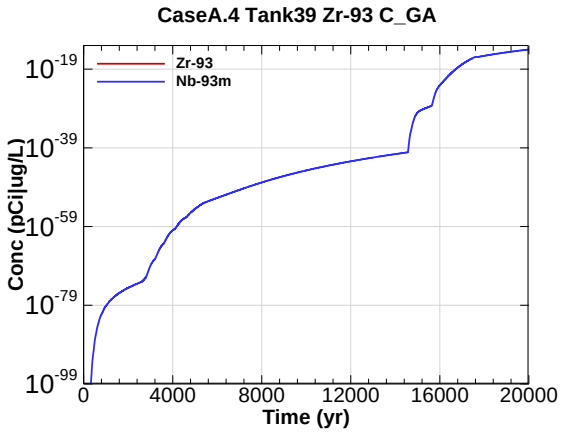

Figure R.12-195 - 100m Aquifer Concentration for CaseA.4 Tank39 Zr-93 C_GA

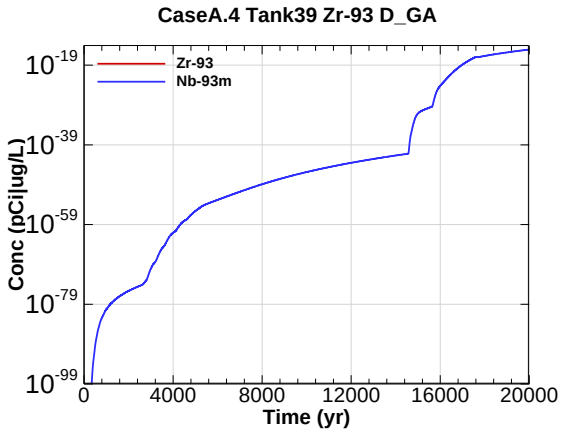

Figure R.12-196 - 100m Aquifer Concentration for CaseA.4 Tank39 Zr-93 D_GA

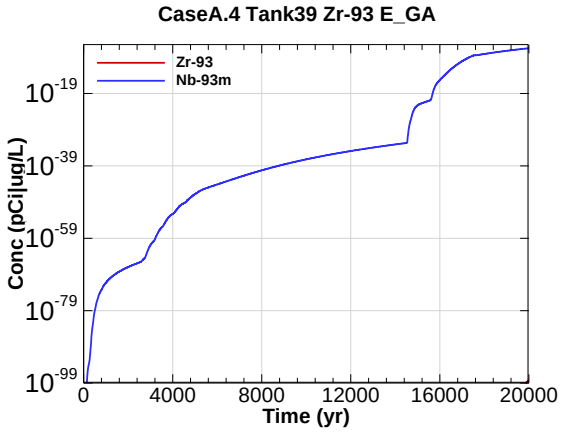

Figure R.12-197 - 100m Aquifer Concentration for CaseA.4 Tank39 Zr-93 E_GA

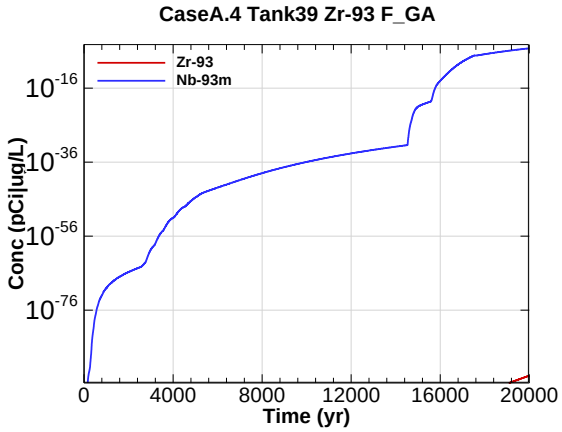

Figure R.12-198 - 100m Aquifer Concentration for CaseA.4 Tank39 Zr-93 F_GA

Appendix R.13

100-METER SENSISTIVITY RUN RADIONUCLIDE CONCENTRATIONS FOR BASE CASE (CASE A) LINER FAILURE VARIABILITY

TYPE IV, ZERO LINER FAILURE TIME, CASE A

Appendix R.13 contains curves showing the 100-meter radiological concentrations (sensitivity run radionuclides only) for liner failure variability for Type IV tanks (Tank 22) with zero liner failure time for all of HTF (waste tank and ancillary equipment inventories) for the Base Case (Case A). Results for 20,000-year concentrations are presented from the three aquifers of concern (Upper Three Runs Aquifer - Upper Zone, Upper Three Runs Aquifer - Lower Zone, and Gordon Aquifer) for Sectors A through F.

Graph heading example "CaseA.1_Tank 22 All Am-241 A_UA"

Key

CaseA.1 = scenario case/configuration
Tank 22 = period is over 20,000 years
All = all HTF inventory sources
Am-241 = radionuclide of concern
A = sector of concern (see sector map with stream traces)
UA = aquifer of concern
UA = Upper Three Runs Aquifer – Upper Zone
LA = Upper Three Runs Aquifer – Lower Zone
GA = Gordon Aquifer

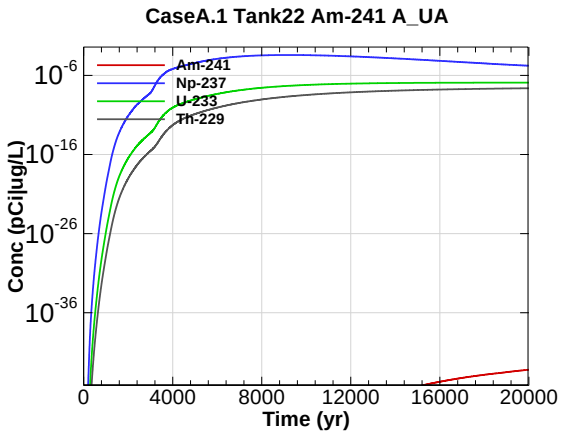

Figure R.13-1 - 100m Aquifer Concentration for CaseA.1 Tank22 Am-241 A_UA

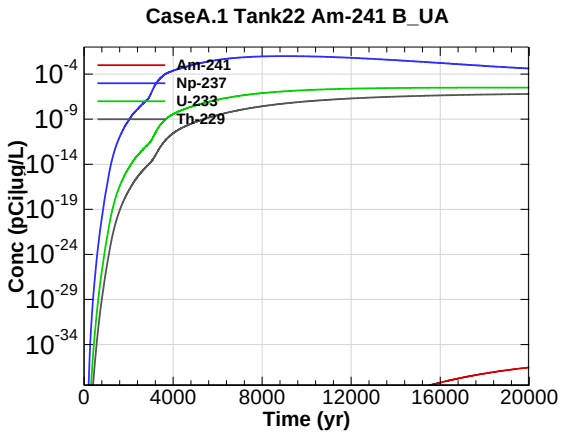

Figure R.13-2 - 100m Aquifer Concentration for CaseA.1 Tank22 Am-241 B_UA

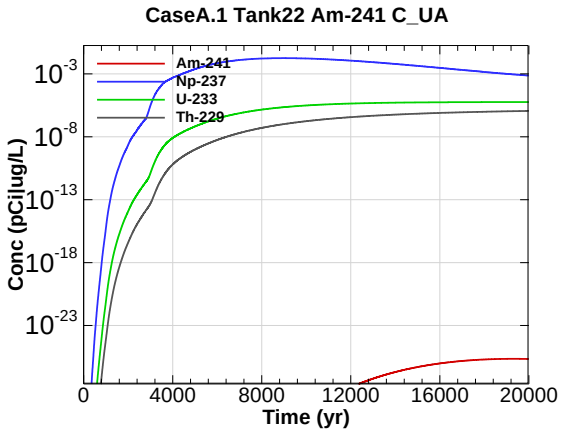

Figure R.13-3 - 100m Aquifer Concentration for CaseA.1 Tank22 Am-241 C_UA

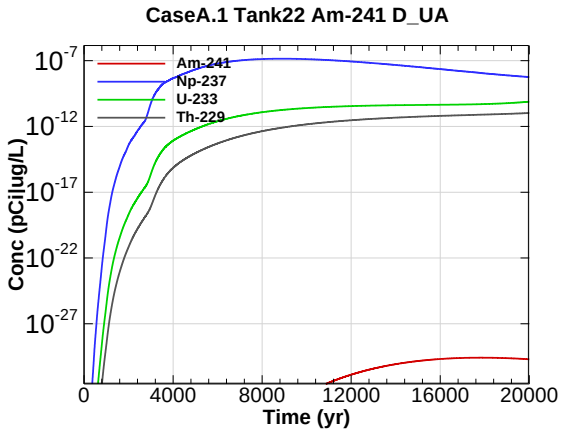

Figure R.13-4 - 100m Aquifer Concentration for CaseA.1 Tank22 Am-241 D_UA

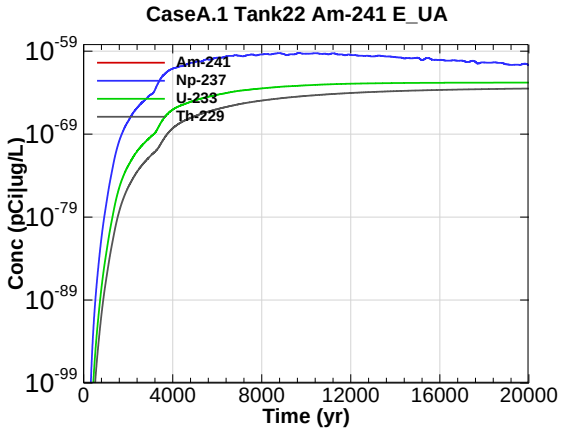

Figure R.13-5 - 100m Aquifer Concentration for CaseA.1 Tank22 Am-241 E_UA

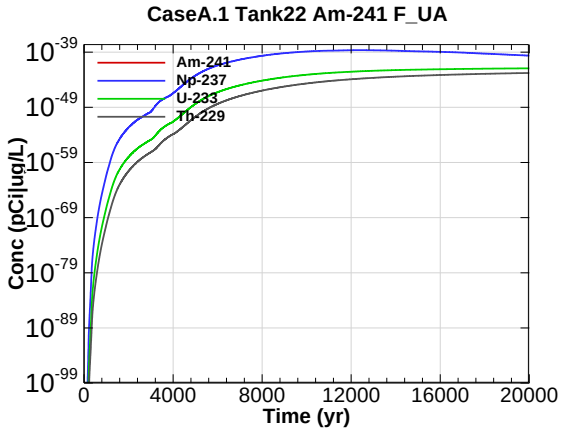

Figure R.13-6 - 100m Aquifer Concentration for CaseA.1 Tank22 Am-241 F_UA

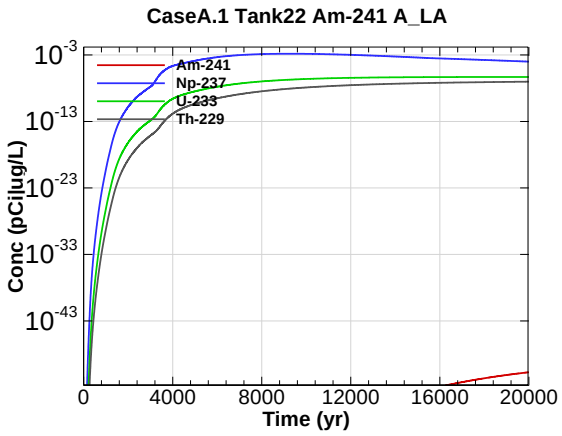

Figure R.13-7 - 100m Aquifer Concentration for CaseA.1 Tank22 Am-241 A_LA

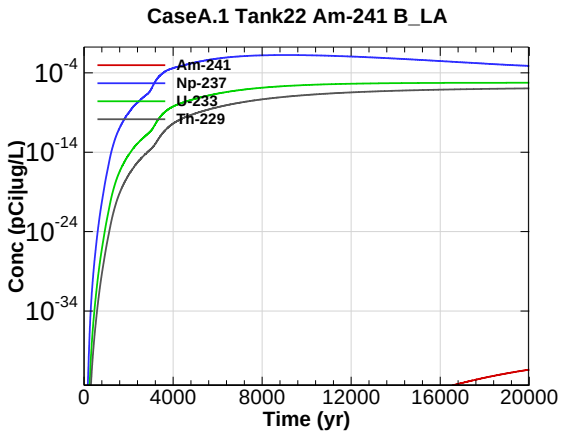

Figure R.13-8 - 100m Aquifer Concentration for CaseA.1 Tank22 Am-241 B_LA

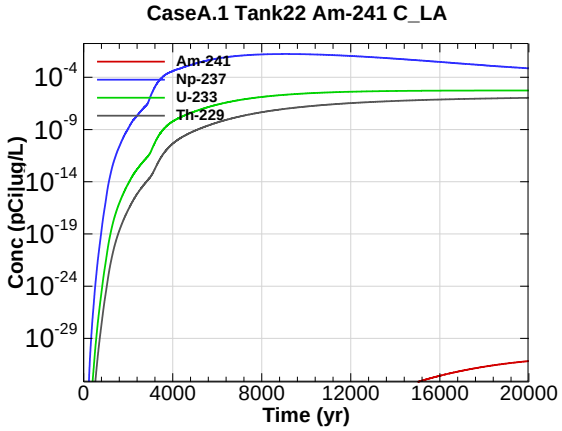

Figure R.13-9 - 100m Aquifer Concentration for CaseA.1 Tank22 Am-241 C_LA

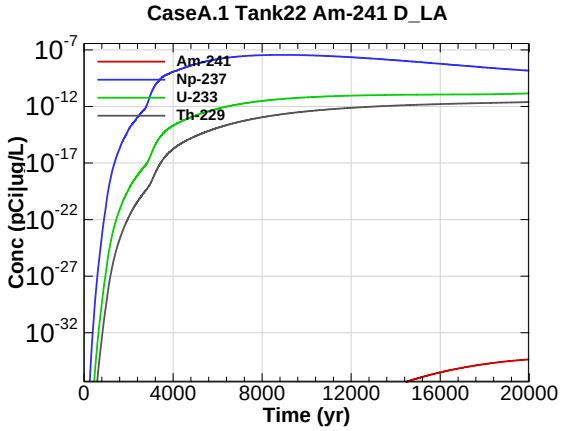

Figure R.13-10 - 100m Aquifer Concentration for CaseA.1 Tank22 Am-241 D_LA

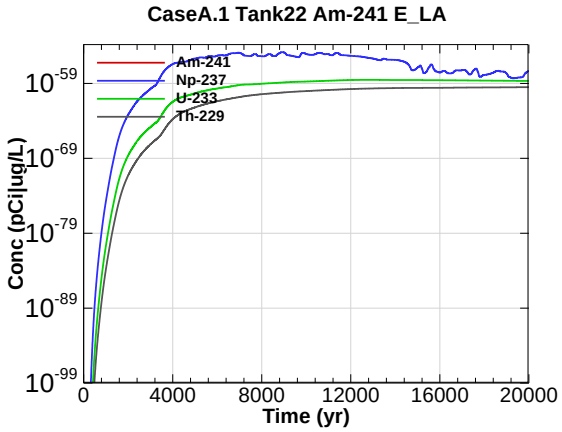

Figure R.13-11 - 100m Aquifer Concentration for CaseA.1 Tank22 Am-241 E_LA

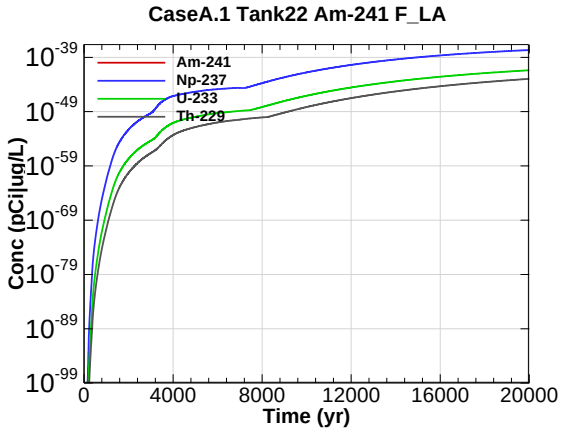

Figure R.13-12 - 100m Aquifer Concentration for CaseA.1 Tank22 Am-241 F_LA

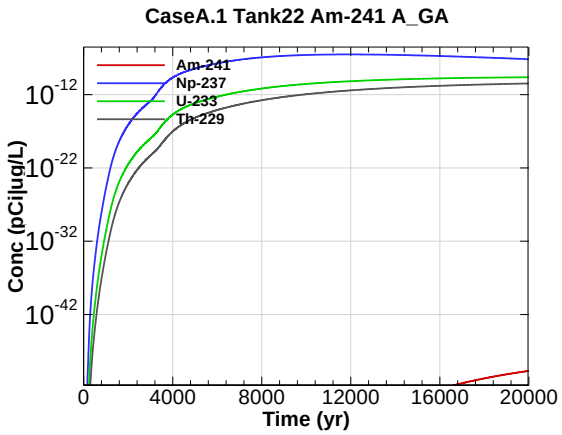

Figure R.13-13 - 100m Aquifer Concentration for CaseA.1 Tank22 Am-241 A_GA

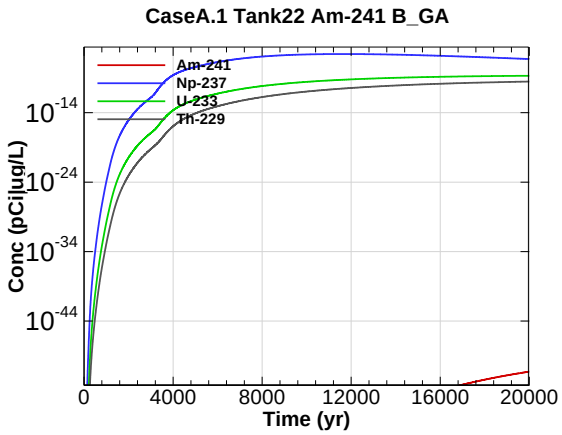

Figure R.13-14 - 100m Aquifer Concentration for CaseA.1 Tank22 Am-241 B_GA

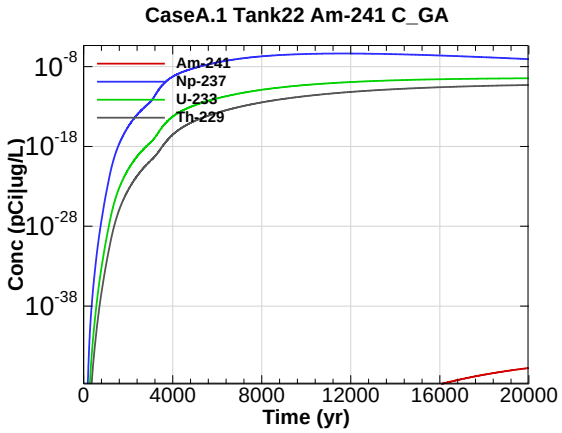

Figure R.13-15 - 100m Aquifer Concentration for CaseA.1 Tank22 Am-241 C_GA

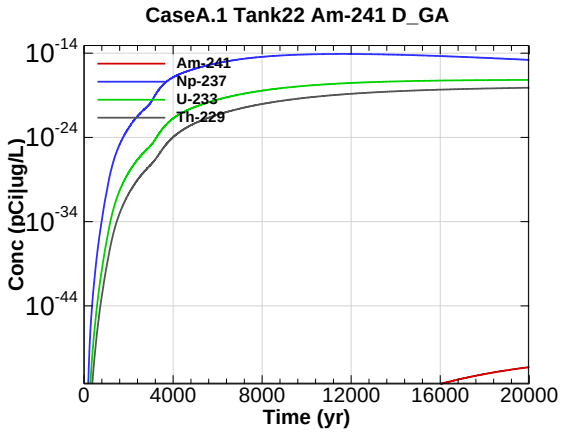

Figure R.13-16 - 100m Aquifer Concentration for CaseA.1 Tank22 Am-241 D_GA

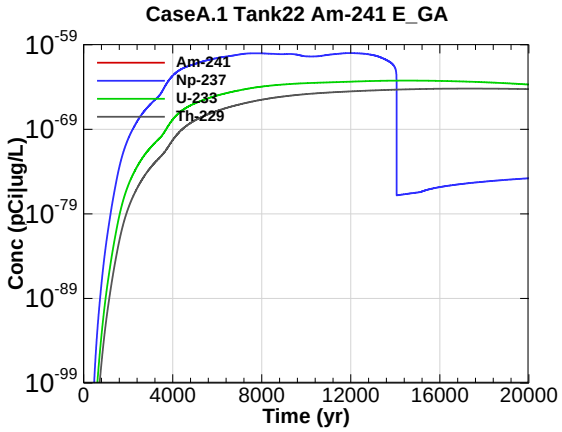

Figure R.13-17 - 100m Aquifer Concentration for CaseA.1 Tank22 Am-241 E_GA

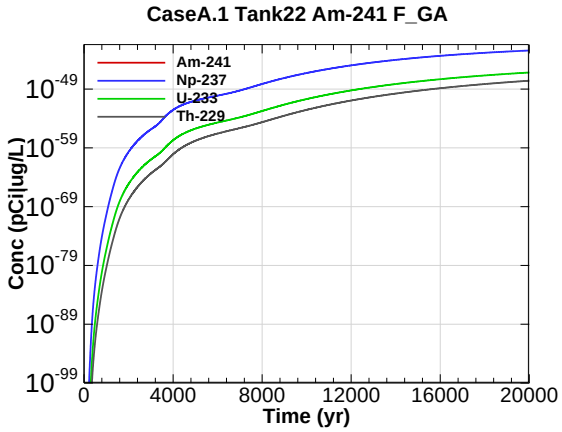

Figure R.13-18 - 100m Aquifer Concentration for CaseA.1 Tank22 Am-241 F_GA

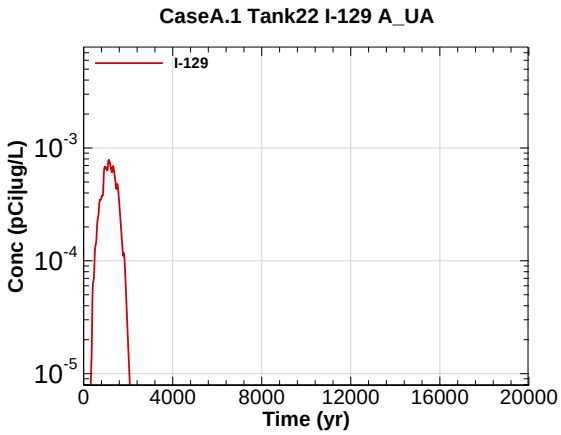

Figure R.13-19 - 100m Aquifer Concentration for CaseA.1 Tank22 I-129 A_UA

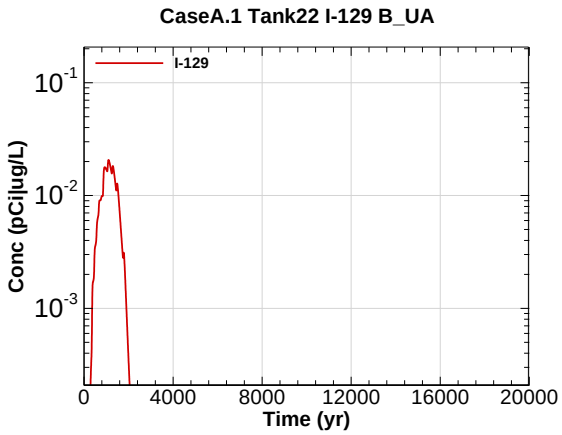

Figure R.13-20 - 100m Aquifer Concentration for CaseA.1 Tank22 I-129 B_UA

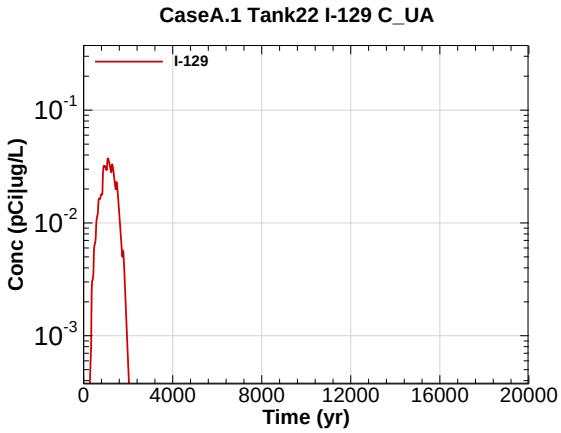

Figure R.13-21 - 100m Aquifer Concentration for CaseA.1 Tank22 I-129 C_UA

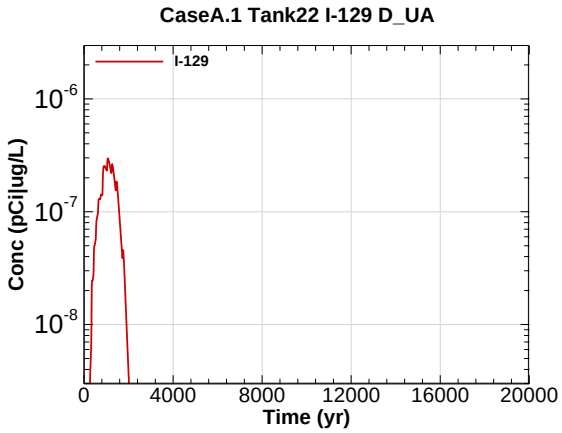

Figure R.13-22 - 100m Aquifer Concentration for CaseA.1 Tank22 I-129 D_UA

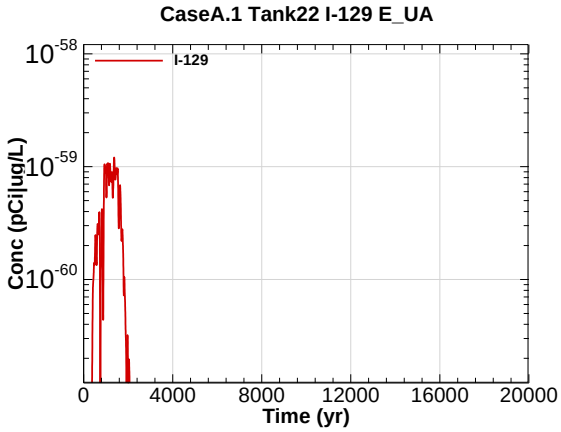

Figure R.13-23 - 100m Aquifer Concentration for CaseA.1 Tank22 I-129 E_UA

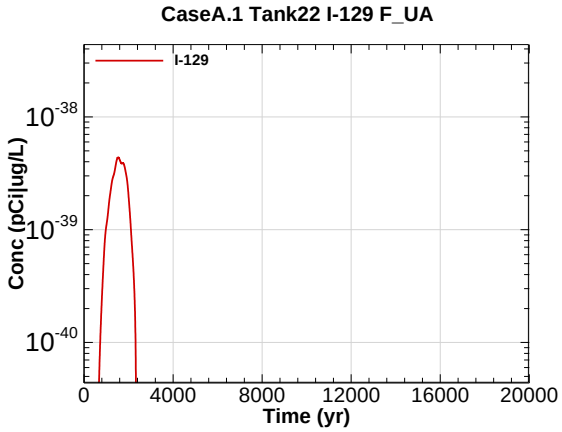

Figure R.13-24 - 100m Aquifer Concentration for CaseA.1 Tank22 I-129 F_UA

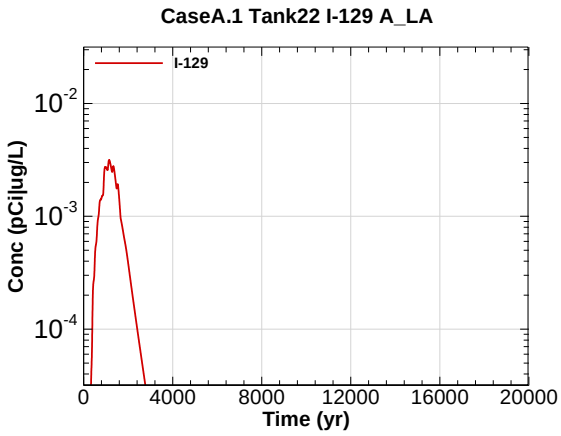

Figure R.13-25 - 100m Aquifer Concentration for CaseA.1 Tank22 I-129 A_LA

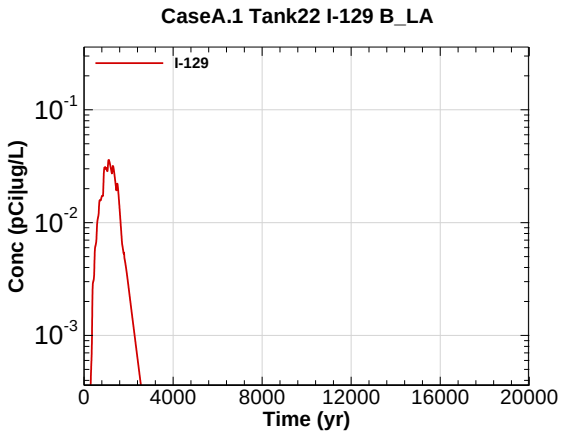

Figure R.13-26 - 100m Aquifer Concentration for CaseA.1 Tank22 I-129 B_LA

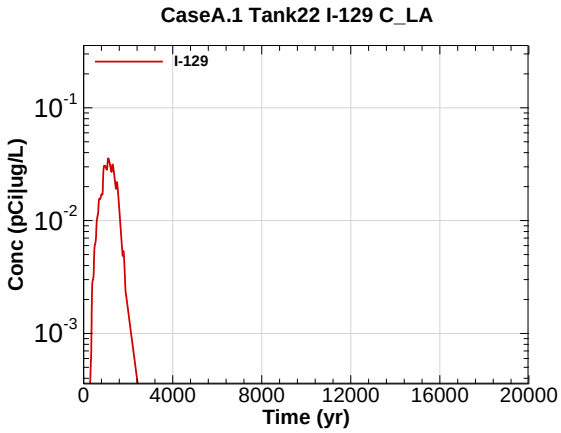

Figure R.13-27 - 100m Aquifer Concentration for CaseA.1 Tank22 I-129 C_LA

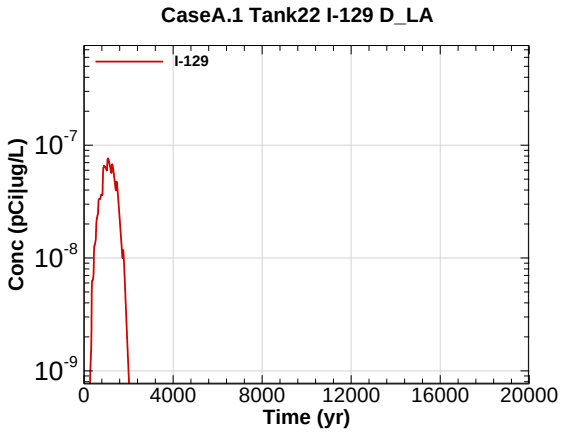

Figure R.13-28 - 100m Aquifer Concentration for CaseA.1 Tank22 I-129 D_LA

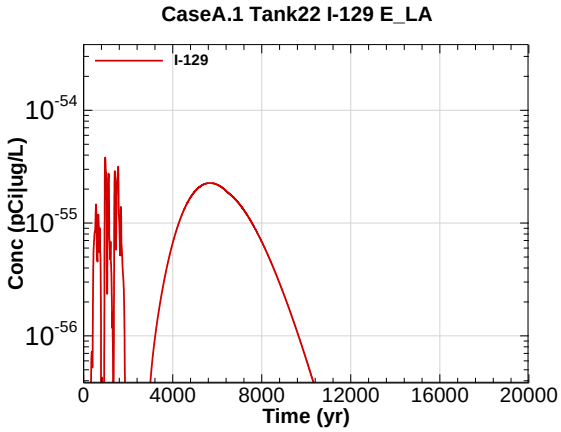

Figure R.13-29 - 100m Aquifer Concentration for CaseA.1 Tank22 I-129 E_LA

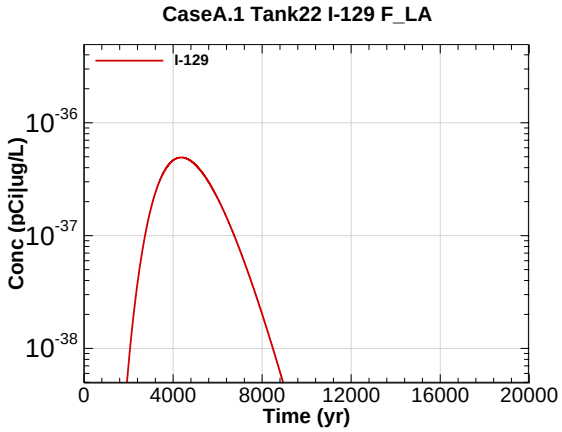

Figure R.13-30 - 100m Aquifer Concentration for CaseA.1 Tank22 I-129 F_LA

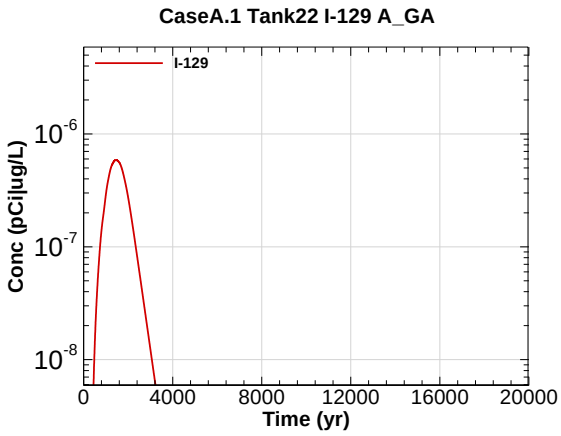

Figure R.13-31 - 100m Aquifer Concentration for CaseA.1 Tank22 I-129 A_GA

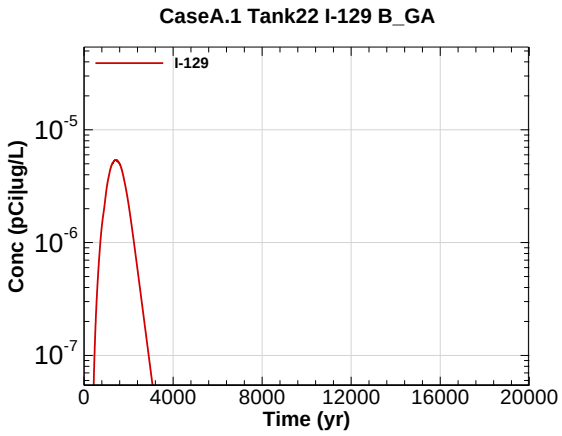

Figure R.13-32 - 100m Aquifer Concentration for CaseA.1 Tank22 I-129 B_GA

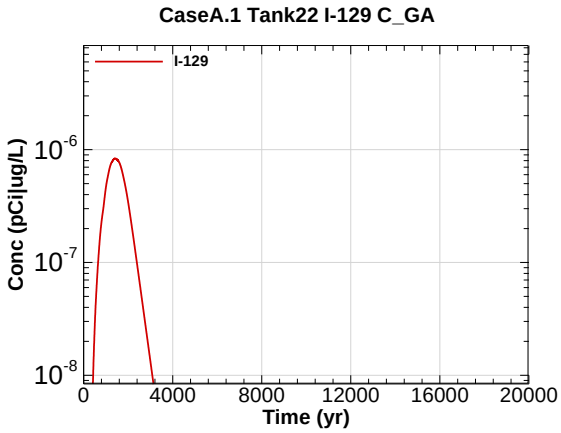

Figure R.13-33 - 100m Aquifer Concentration for CaseA.1 Tank22 I-129 C_GA

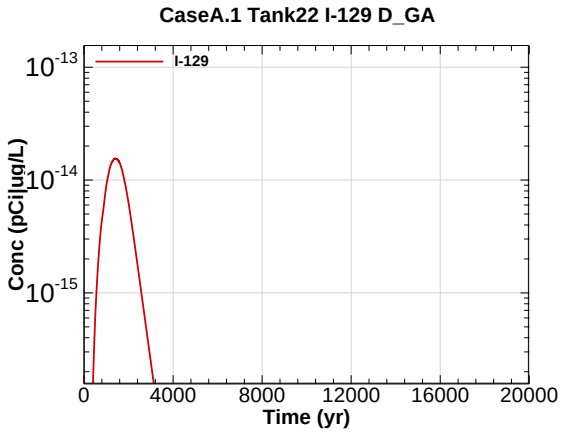

Figure R.13-34 - 100m Aquifer Concentration for CaseA.1 Tank22 I-129 D_GA

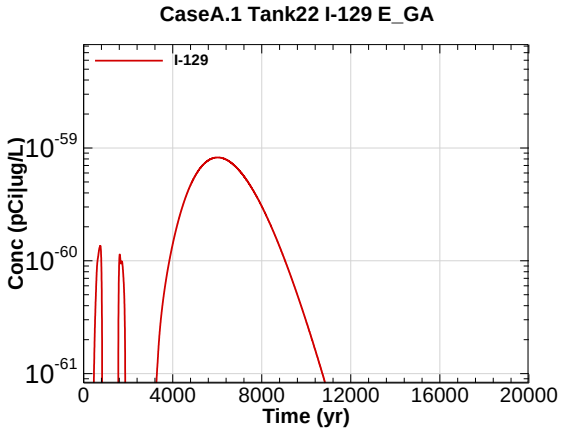

Figure R.13-35 - 100m Aquifer Concentration for CaseA.1 Tank22 I-129 E_GA

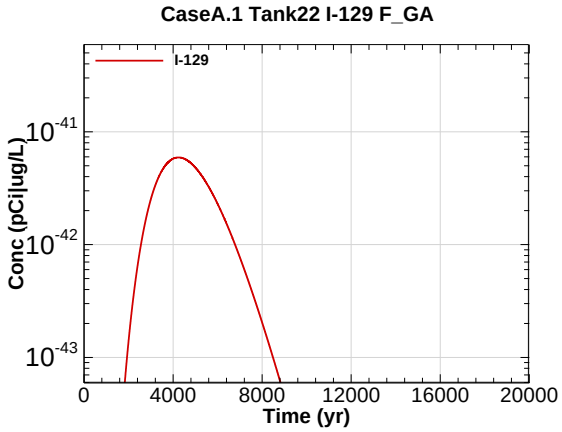

Figure R.13-36 - 100m Aquifer Concentration for CaseA.1 Tank22 I-129 F_GA

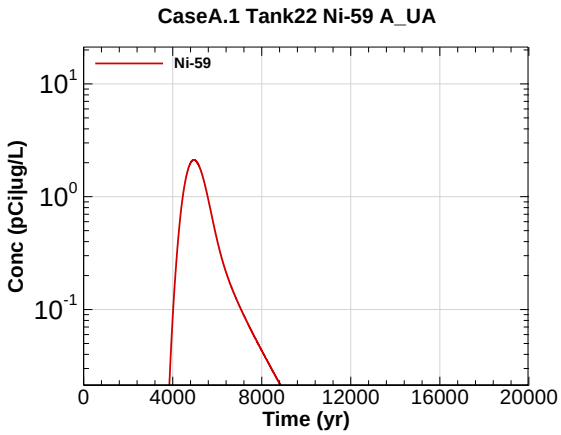

Figure R.13-37 - 100m Aquifer Concentration for CaseA.1 Tank22 Ni-59 A_UA

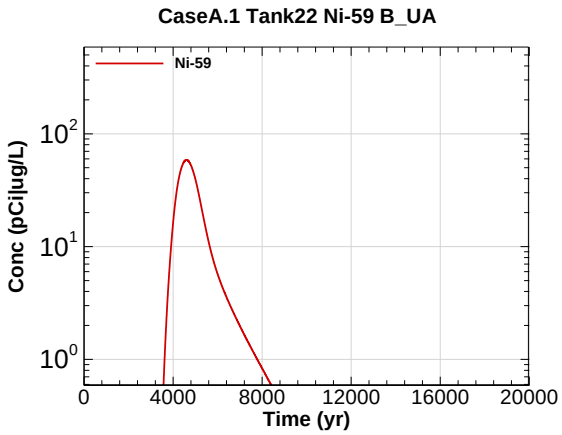

Figure R.13-38 - 100m Aquifer Concentration for CaseA.1 Tank22 Ni-59 B_UA

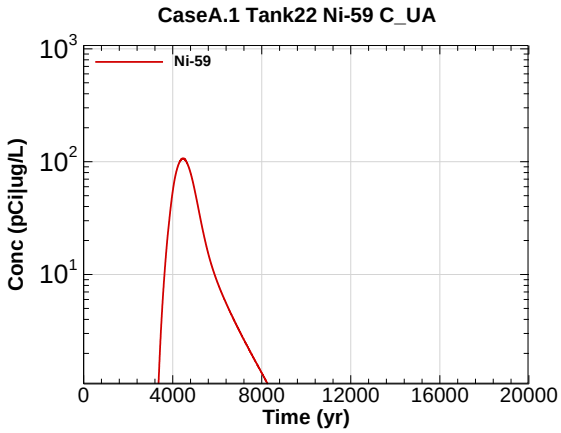

Figure R.13-39 - 100m Aquifer Concentration for CaseA.1 Tank22 Ni-59 C_UA

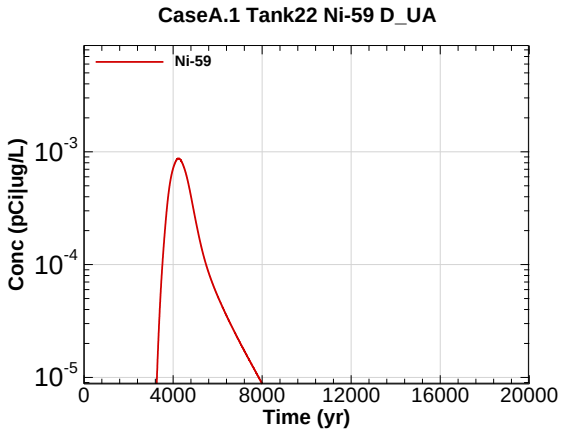

Figure R.13-40 - 100m Aquifer Concentration for CaseA.1 Tank22 Ni-59 D_UA

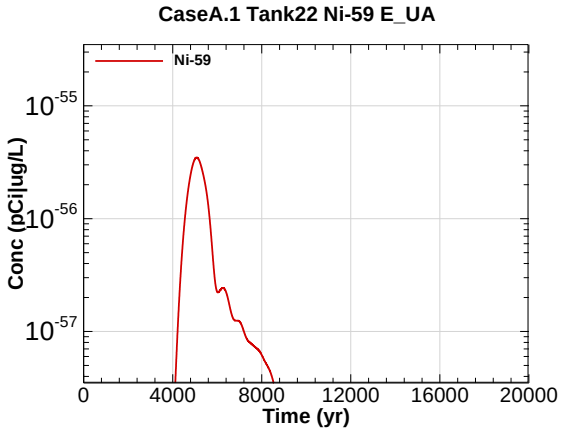

Figure R.13-41 - 100m Aquifer Concentration for CaseA.1 Tank22 Ni-59 E_UA

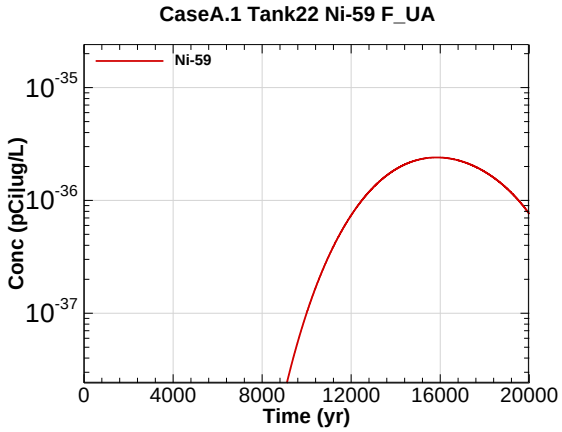

Figure R.13-42 - 100m Aquifer Concentration for CaseA.1 Tank22 Ni-59 F_UA

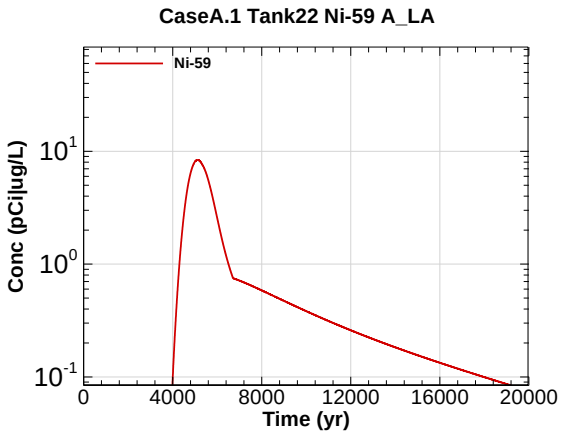

Figure R.13-43 - 100m Aquifer Concentration for CaseA.1 Tank22 Ni-59 A_LA

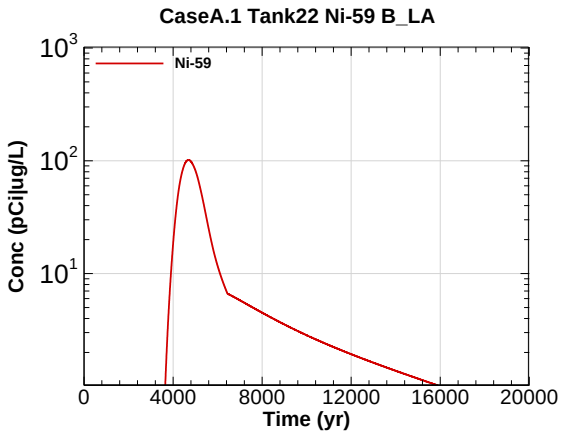

Figure R.13-44 - 100m Aquifer Concentration for CaseA.1 Tank22 Ni-59 B_LA

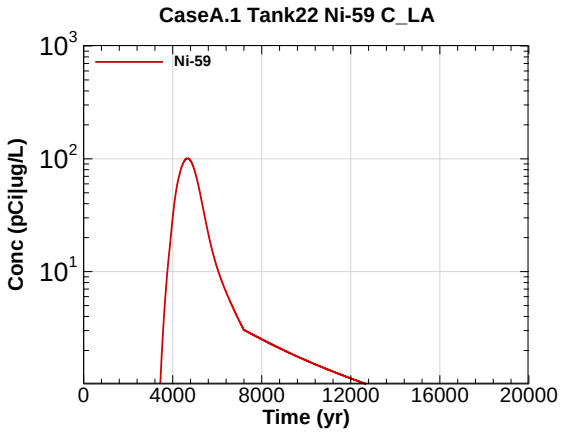

Figure R.13-45 - 100m Aquifer Concentration for CaseA.1 Tank22 Ni-59 C_LA

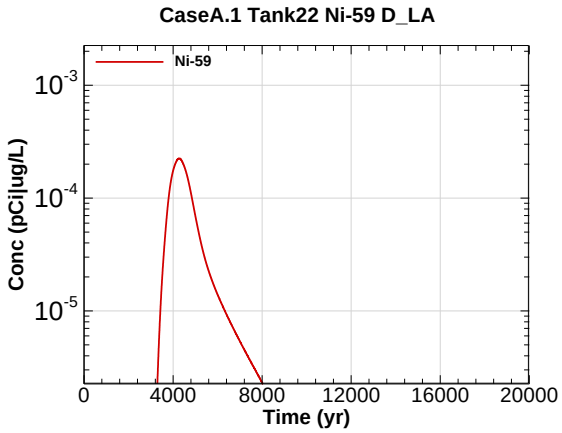

Figure R.13-46 - 100m Aquifer Concentration for CaseA.1 Tank22 Ni-59 D_LA

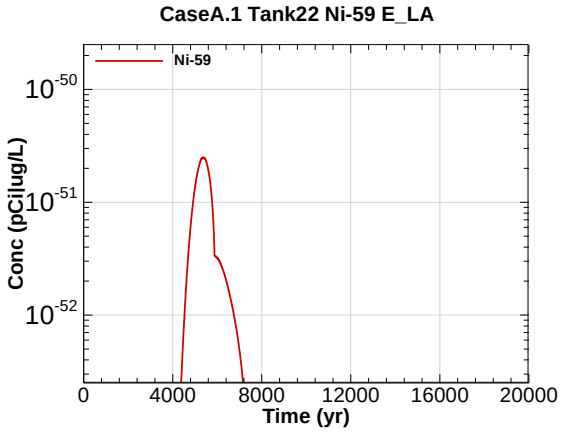

Figure R.13-47 - 100m Aquifer Concentration for CaseA.1 Tank22 Ni-59 E_LA

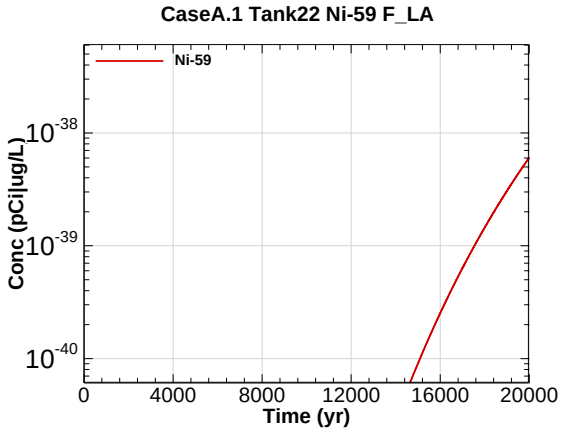

Figure R.13-48 - 100m Aquifer Concentration for CaseA.1 Tank22 Ni-59 F_LA

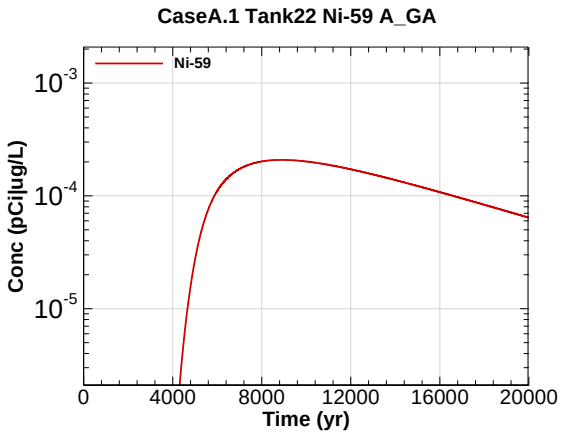

Figure R.13-49 - 100m Aquifer Concentration for CaseA.1 Tank22 Ni-59 A_GA

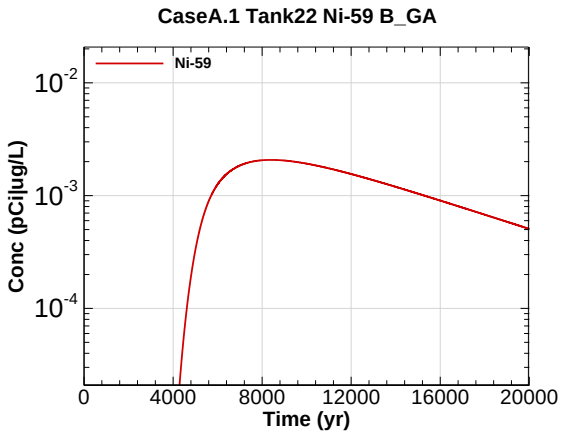

Figure R.13-50 - 100m Aquifer Concentration for CaseA.1 Tank22 Ni-59 B_GA

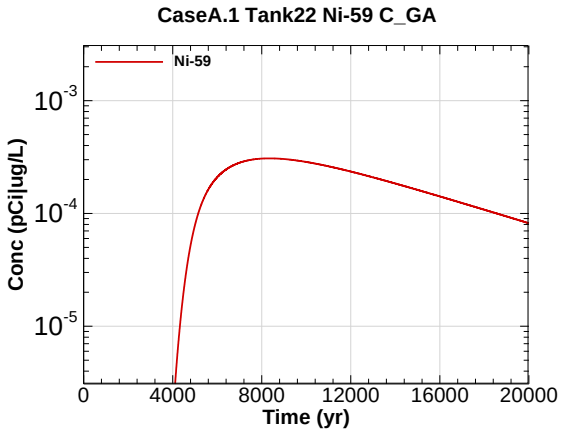

Figure R.13-51 - 100m Aquifer Concentration for CaseA.1 Tank22 Ni-59 C_GA

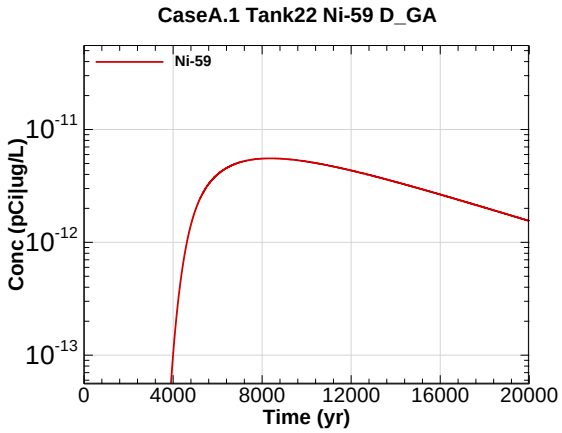

Figure R.13-52 - 100m Aquifer Concentration for CaseA.1 Tank22 Ni-59 D_GA

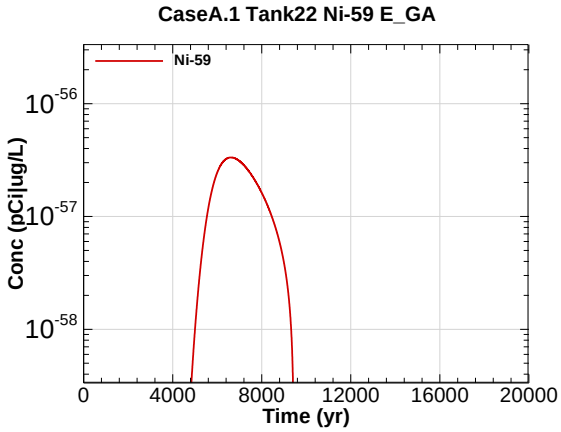

Figure R.13-53 - 100m Aquifer Concentration for CaseA.1 Tank22 Ni-59 E_GA

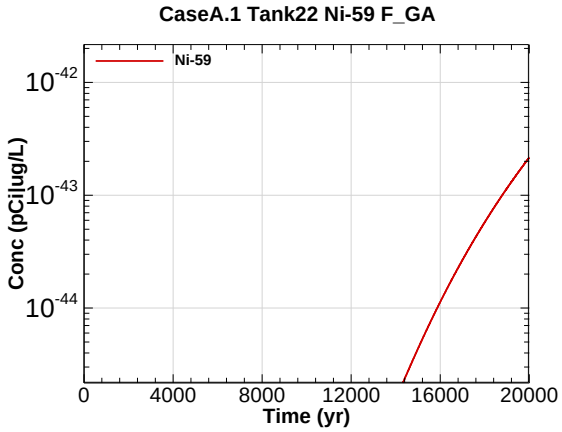

Figure R.13-54 - 100m Aquifer Concentration for CaseA.1 Tank22 Ni-59 F_GA

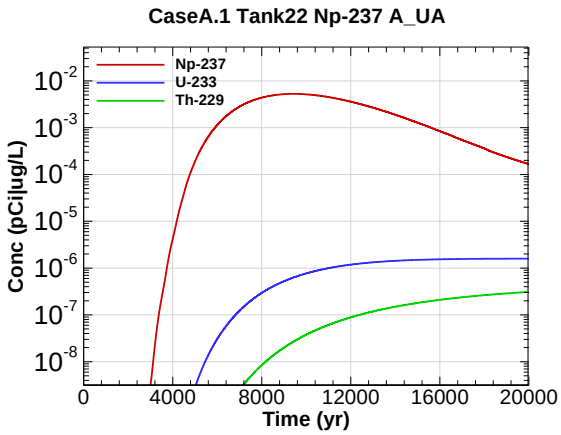

Figure R.13-55 - 100m Aquifer Concentration for CaseA.1 Tank22 Np-237 A_UA

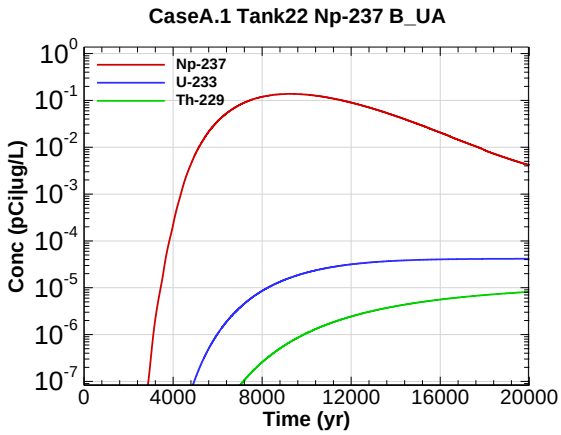

Figure R.13-56 - 100m Aquifer Concentration for CaseA.1 Tank22 Np-237 B_UA

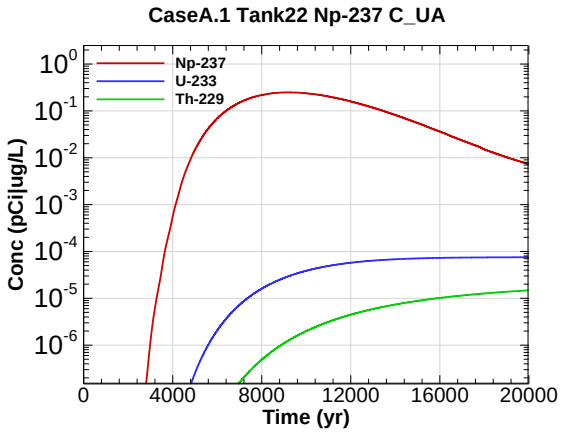

Figure R.13-57 - 100m Aquifer Concentration for CaseA.1 Tank22 Np-237 C_UA

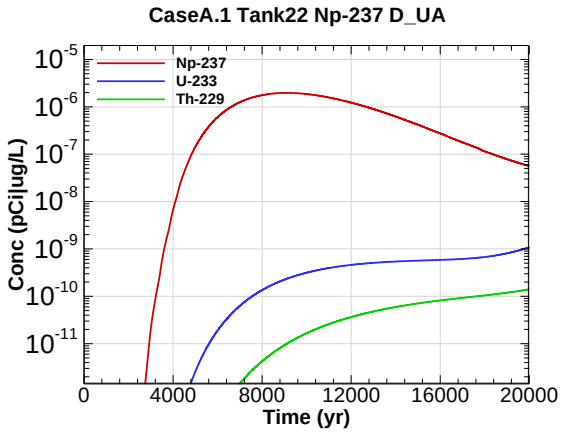

Figure R.13-58 - 100m Aquifer Concentration for CaseA.1 Tank22 Np-237 D_UA

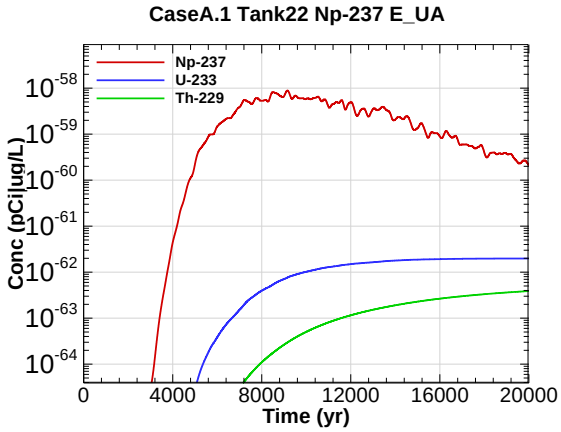

Figure R.13-59 - 100m Aquifer Concentration for CaseA.1 Tank22 Np-237 E_UA

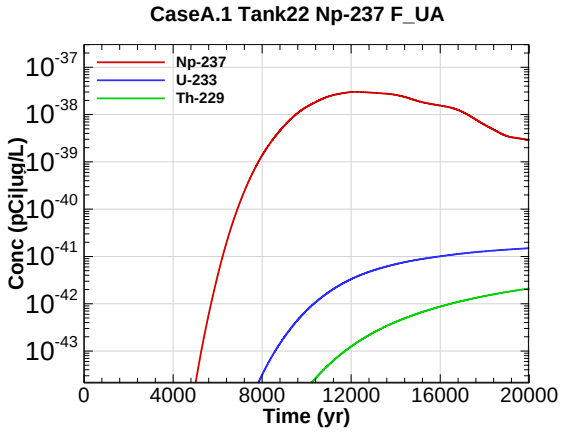

Figure R.13-60 - 100m Aquifer Concentration for CaseA.1 Tank22 Np-237 F_UA

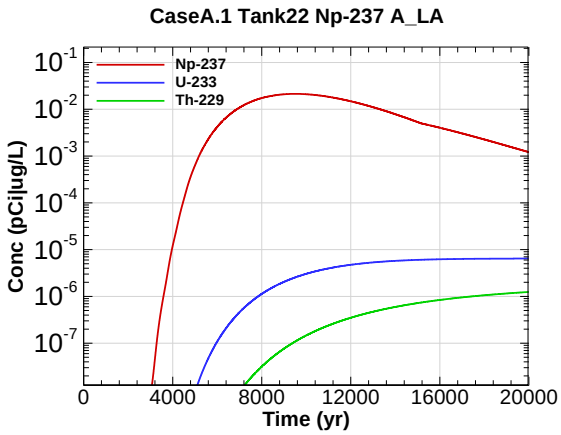

Figure R.13-61 - 100m Aquifer Concentration for CaseA.1 Tank22 Np-237 A_LA

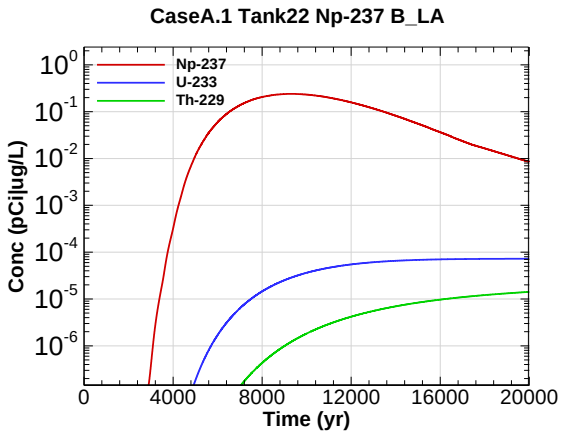

Figure R.13-62 - 100m Aquifer Concentration for CaseA.1 Tank22 Np-237 B_LA

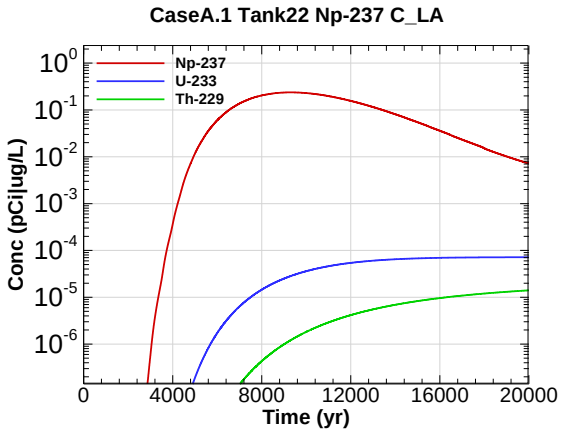

Figure R.13-63 - 100m Aquifer Concentration for CaseA.1 Tank22 Np-237 C_LA

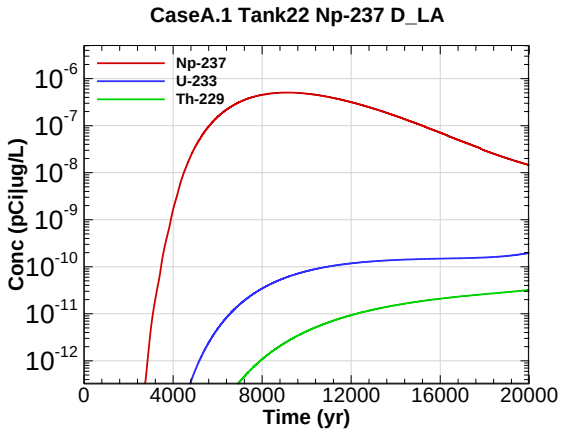

Figure R.13-64 - 100m Aquifer Concentration for CaseA.1 Tank22 Np-237 D_LA

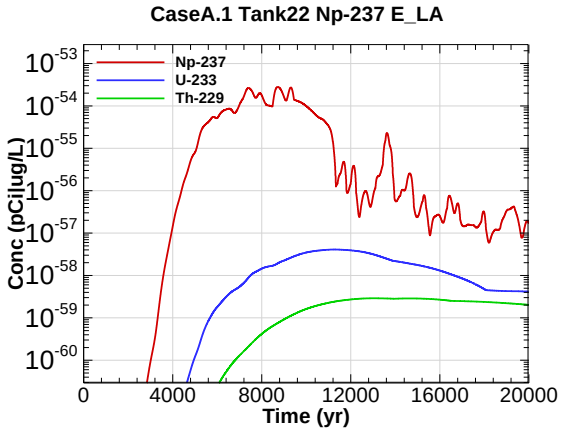

Figure R.13-65 - 100m Aquifer Concentration for CaseA.1 Tank22 Np-237 E_LA

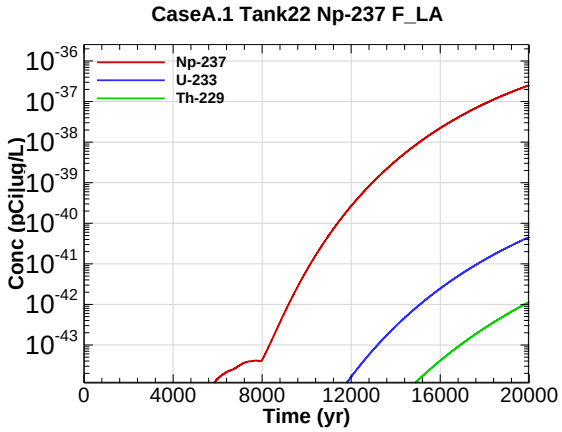

Figure R.13-66 - 100m Aquifer Concentration for CaseA.1 Tank22 Np-237 F_LA

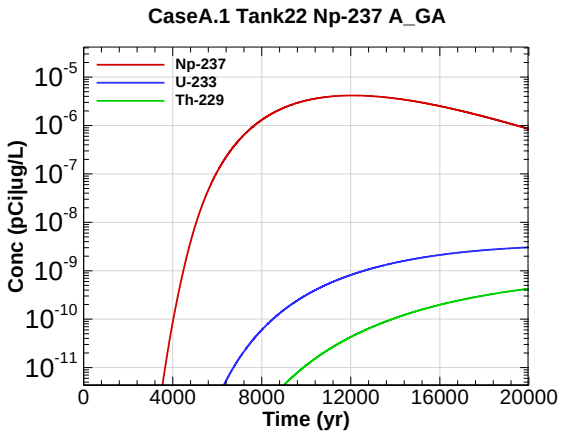

Figure R.13-67 - 100m Aquifer Concentration for CaseA.1 Tank22 Np-237 A_GA

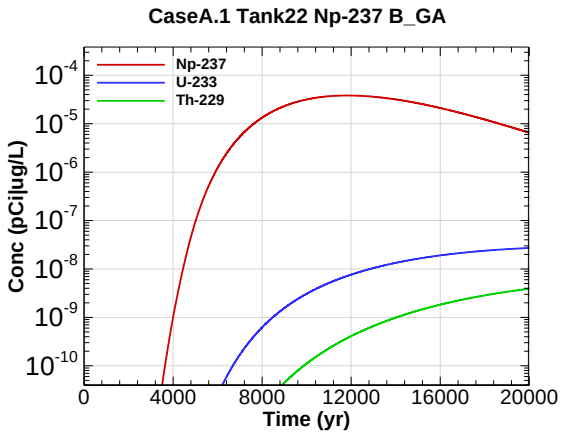

Figure R.13-68 - 100m Aquifer Concentration for CaseA.1 Tank22 Np-237 B_GA

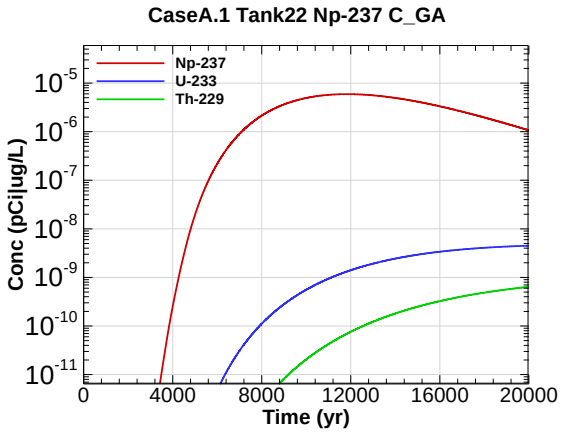

Figure R.13-69 - 100m Aquifer Concentration for CaseA.1 Tank22 Np-237 C_GA

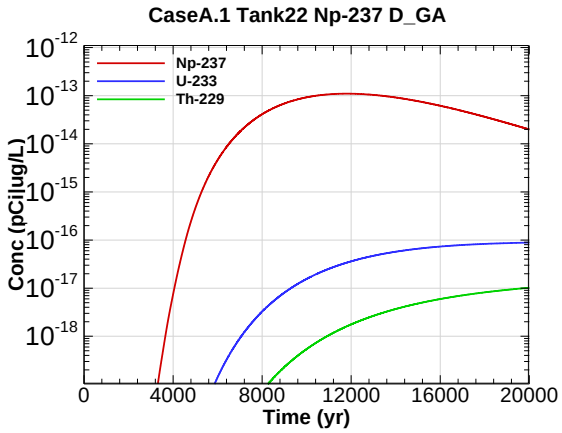

Figure R.13-70 - 100m Aquifer Concentration for CaseA.1 Tank22 Np-237 D_GA

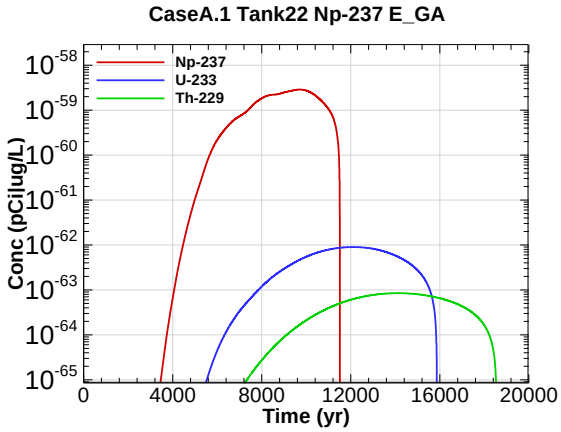

Figure R.13-71 - 100m Aquifer Concentration for CaseA.1 Tank22 Np-237 E_GA

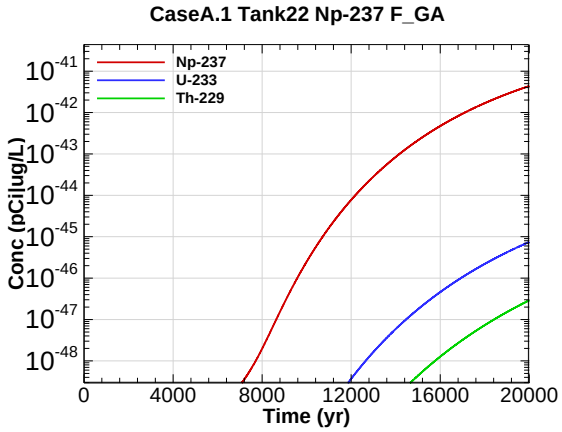

Figure R.13-72 - 100m Aquifer Concentration for CaseA.1 Tank22 Np-237 F_GA

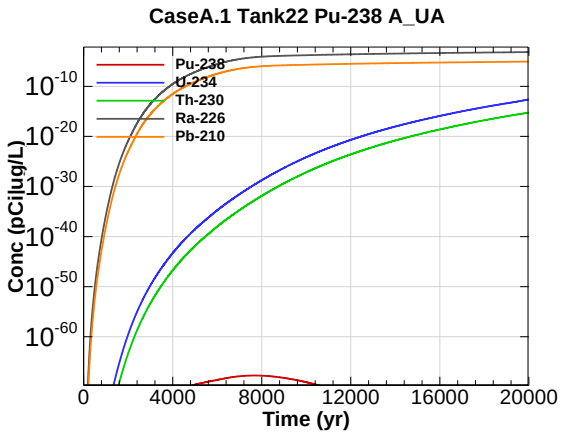

Figure R.13-73 - 100m Aquifer Concentration for CaseA.1 Tank22 Pu-238 A_UA

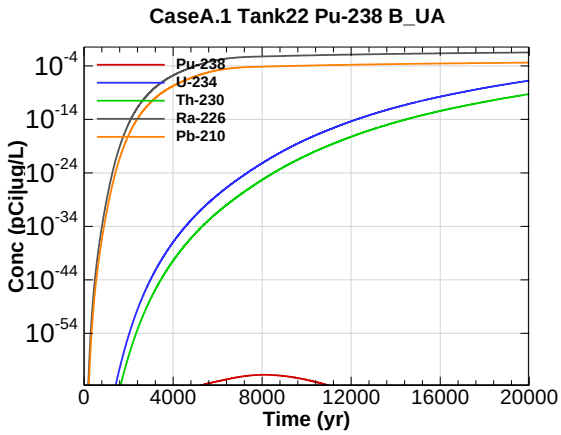

Figure R.13-74 - 100m Aquifer Concentration for CaseA.1 Tank22 Pu-238 B_UA

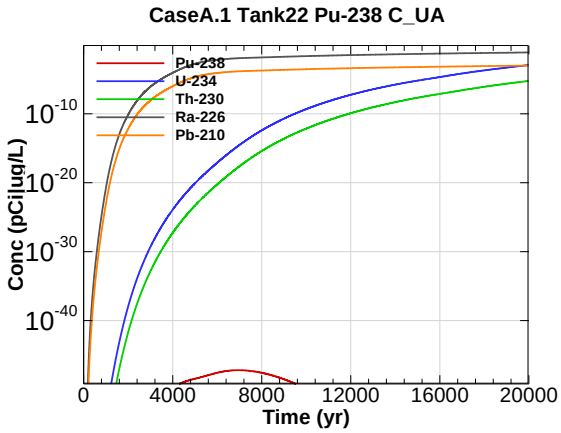

Figure R.13-75 - 100m Aquifer Concentration for CaseA.1 Tank22 Pu-238 C_UA

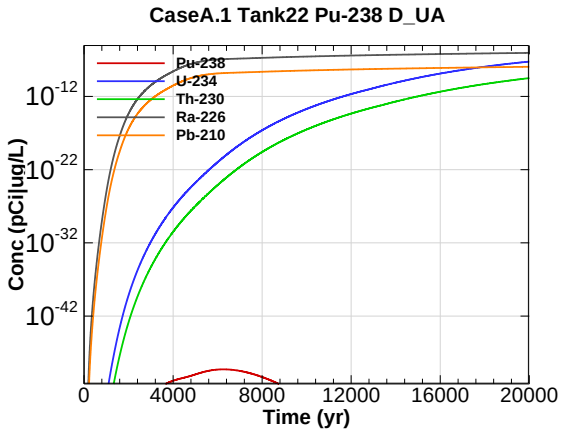

Figure R.13-76 - 100m Aquifer Concentration for CaseA.1 Tank22 Pu-238 D_UA

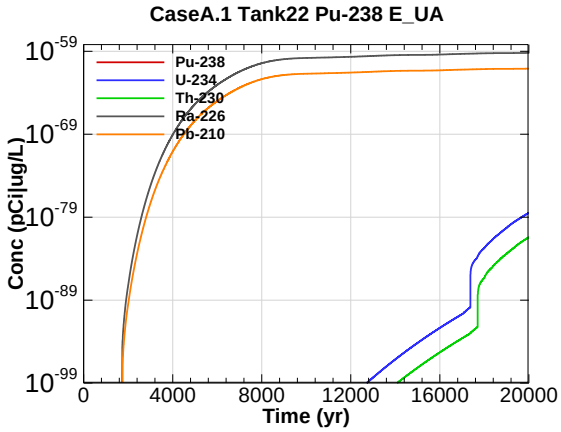

Figure R.13-77 - 100m Aquifer Concentration for CaseA.1 Tank22 Pu-238 E_UA

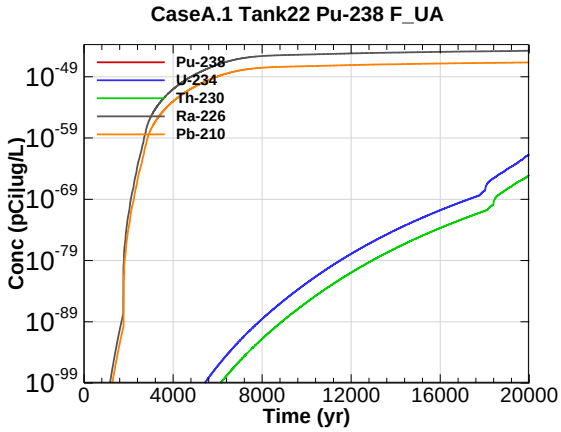

Figure R.13-78 - 100m Aquifer Concentration for CaseA.1 Tank22 Pu-238 F_UA

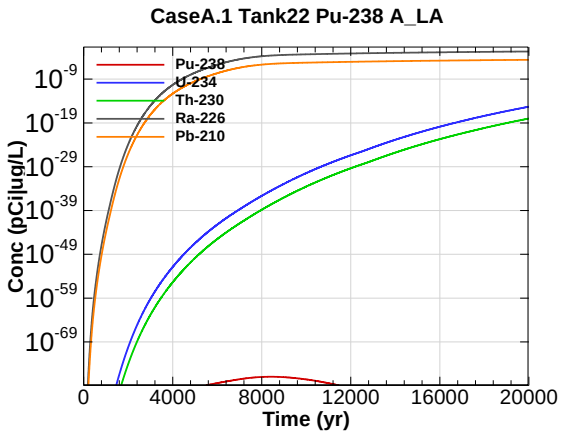

Figure R.13-79 - 100m Aquifer Concentration for CaseA.1 Tank22 Pu-238 A_LA

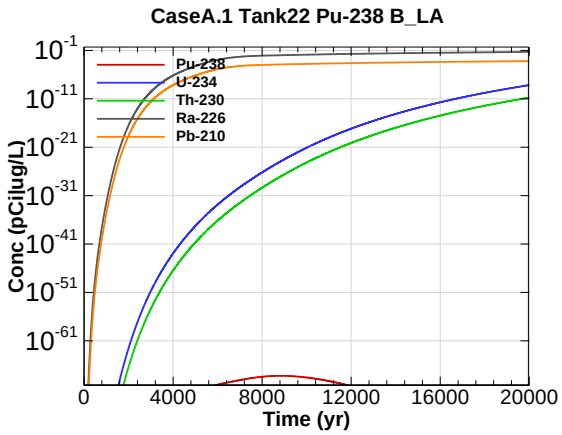

Figure R.13-80 - 100m Aquifer Concentration for CaseA.1 Tank22 Pu-238 B_LA

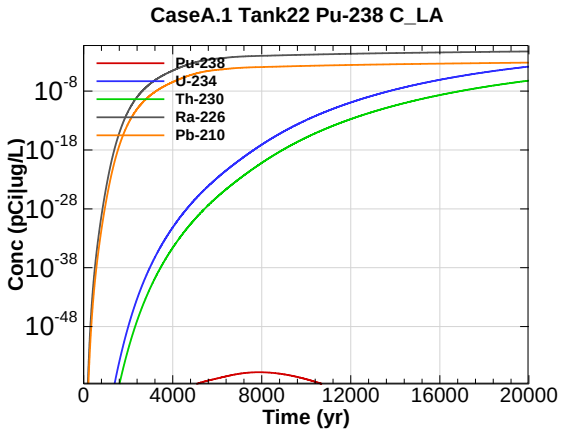

Figure R.13-81 - 100m Aquifer Concentration for CaseA.1 Tank22 Pu-238 C_LA

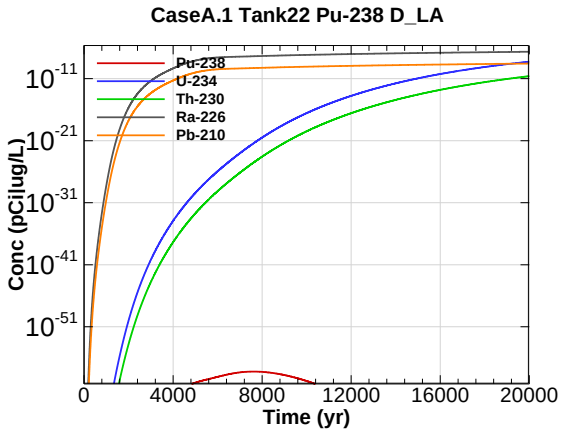

Figure R.13-82 - 100m Aquifer Concentration for CaseA.1 Tank22 Pu-238 D_LA

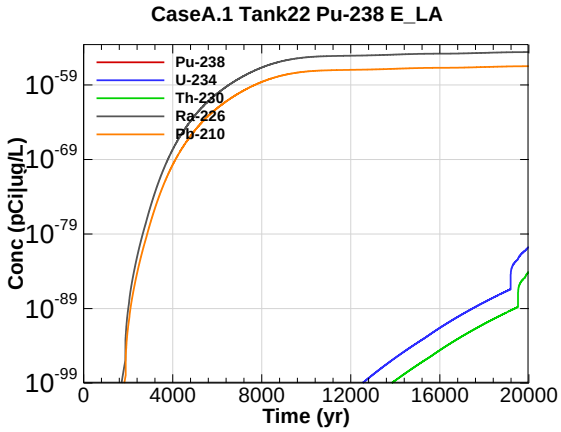

Figure R.13-83 - 100m Aquifer Concentration for CaseA.1 Tank22 Pu-238 E_LA

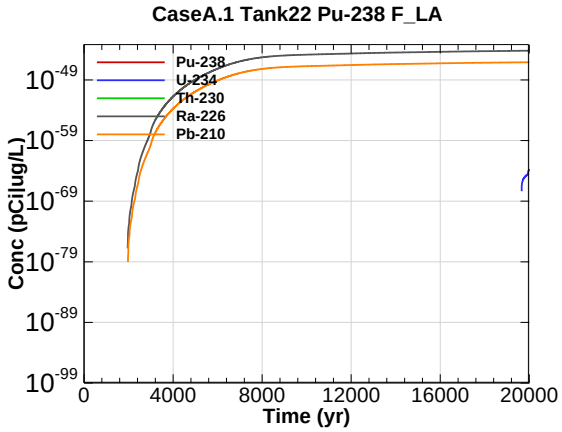

Figure R.13-84 - 100m Aquifer Concentration for CaseA.1 Tank22 Pu-238 F_LA

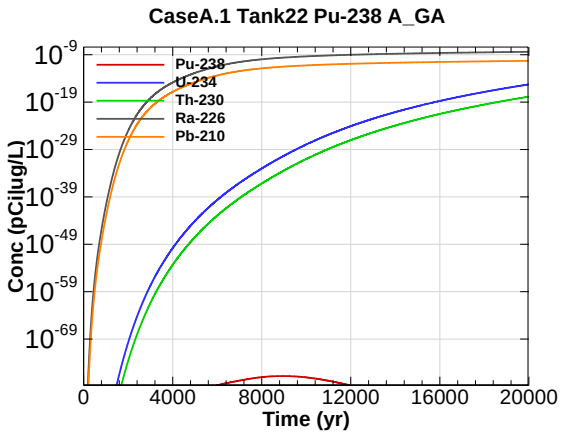

Figure R.13-85 - 100m Aquifer Concentration for CaseA.1 Tank22 Pu-238 A_GA

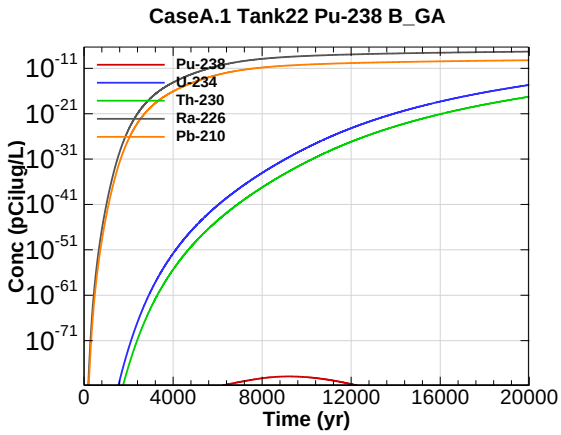

Figure R.13-86 - 100m Aquifer Concentration for CaseA.1 Tank22 Pu-238 B_GA

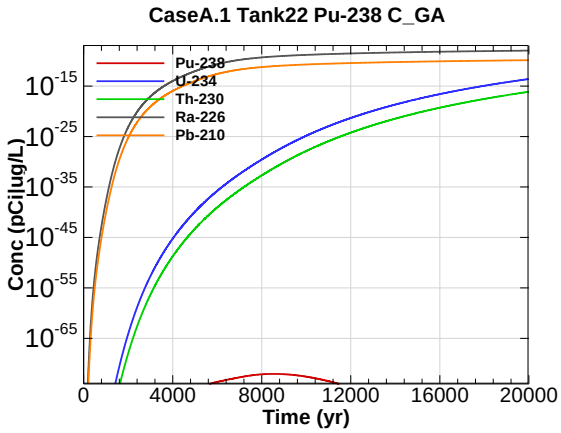

Figure R.13-87 - 100m Aquifer Concentration for CaseA.1 Tank22 Pu-238 C_GA

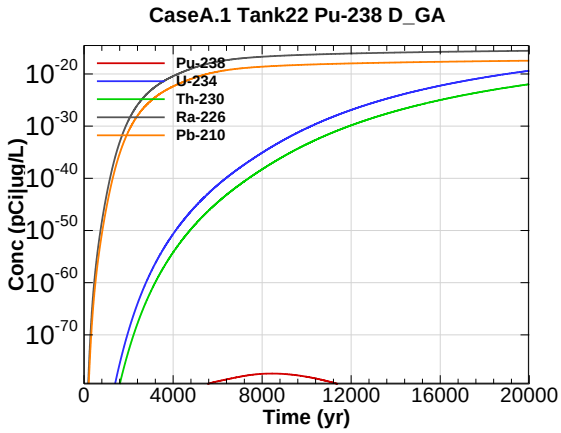

Figure R.13-88 - 100m Aquifer Concentration for CaseA.1 Tank22 Pu-238 D_GA

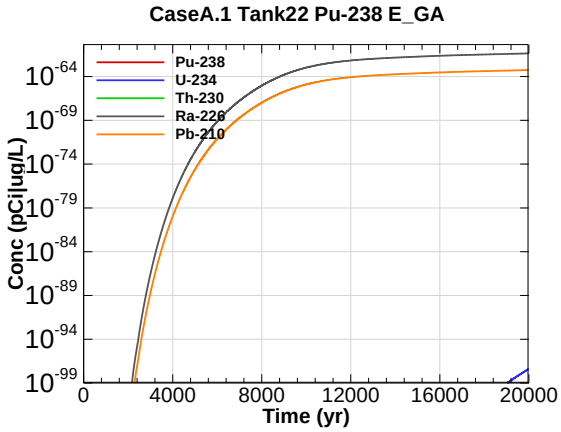

Figure R.13-89 - 100m Aquifer Concentration for CaseA.1 Tank22 Pu-238 E_GA

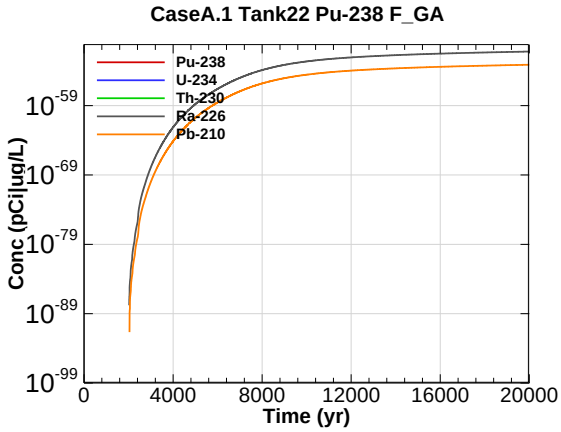

Figure R.13-90 - 100m Aquifer Concentration for CaseA.1 Tank22 Pu-238 F_GA

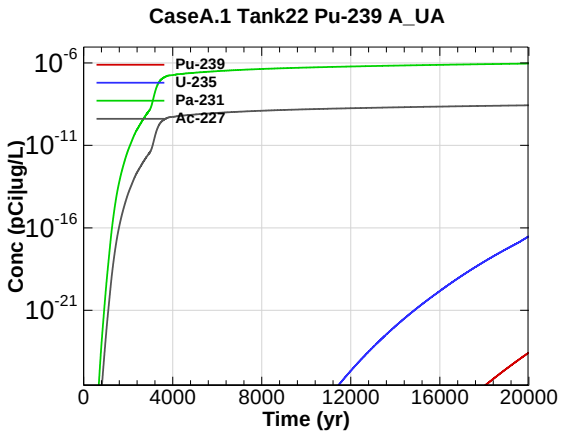

Figure R.13-91 - 100m Aquifer Concentration for CaseA.1 Tank22 Pu-239 A_UA

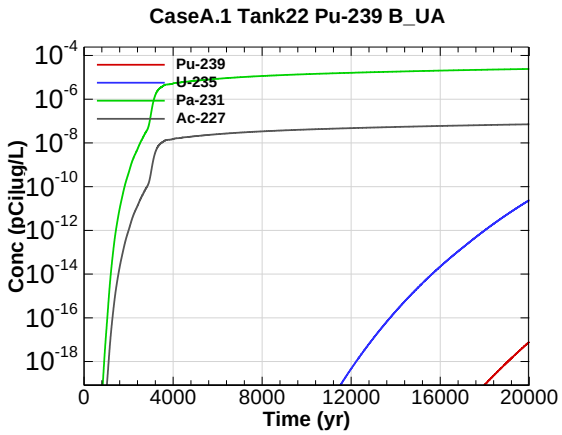

Figure R.13-92 - 100m Aquifer Concentration for CaseA.1 Tank22 Pu-239 B_UA

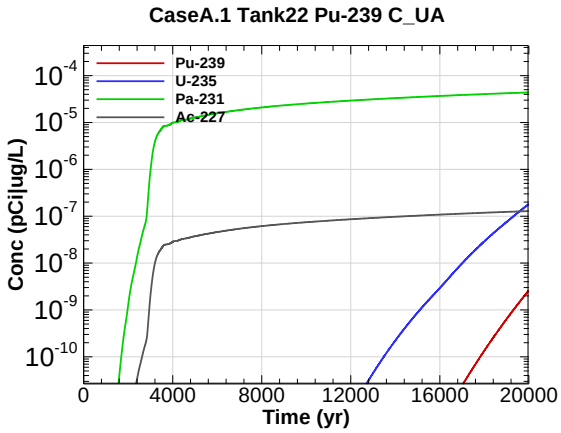

Figure R.13-93 - 100m Aquifer Concentration for CaseA.1 Tank22 Pu-239 C_UA

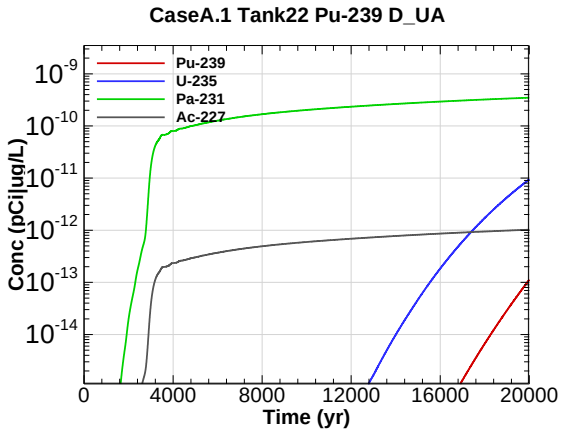

Figure R.13-94 - 100m Aquifer Concentration for CaseA.1 Tank22 Pu-239 D_UA

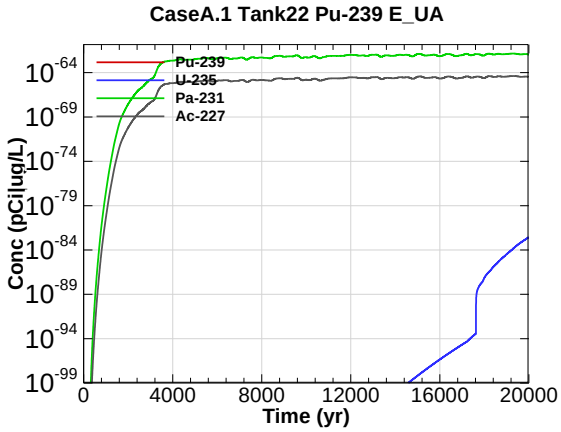

Figure R.13-95 - 100m Aquifer Concentration for CaseA.1 Tank22 Pu-239 E_UA

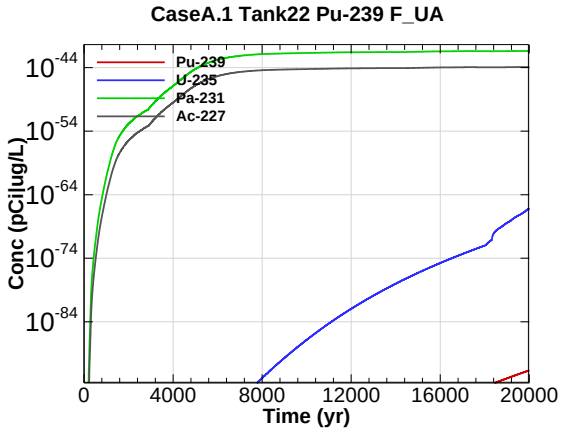

Figure R.13-96 - 100m Aquifer Concentration for CaseA.1 Tank22 Pu-239 F_UA

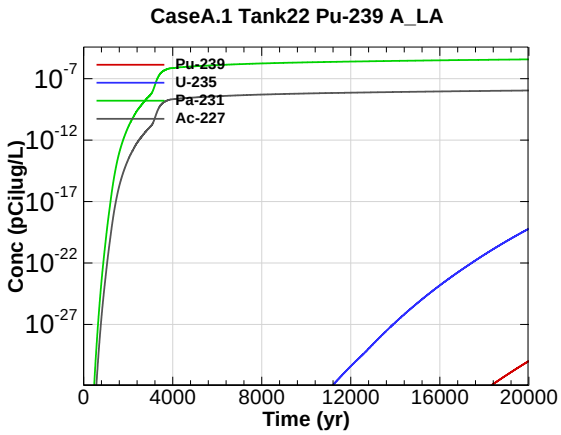

Figure R.13-97 - 100m Aquifer Concentration for CaseA.1 Tank22 Pu-239 A_LA

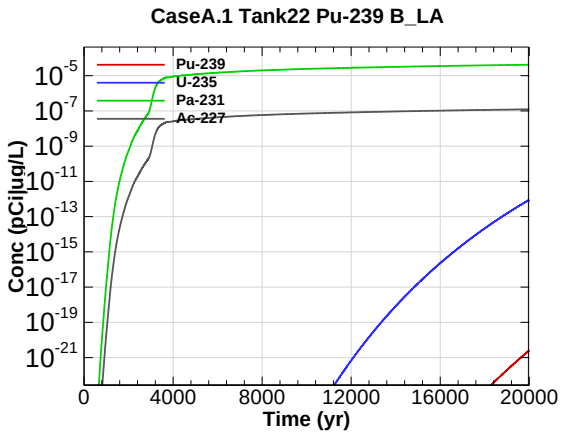

Figure R.13-98 - 100m Aquifer Concentration for CaseA.1 Tank22 Pu-239 B_LA

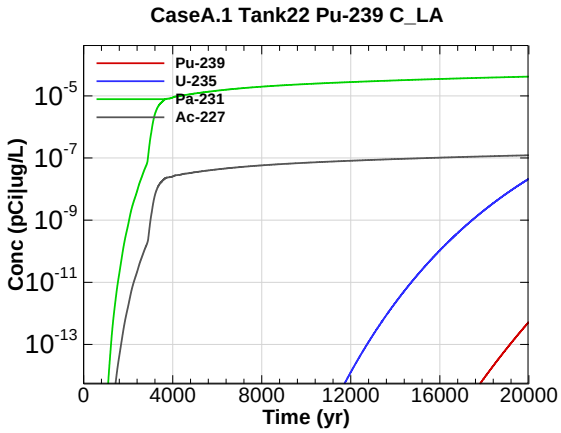

Figure R.13-99 - 100m Aquifer Concentration for CaseA.1 Tank22 Pu-239 C_LA

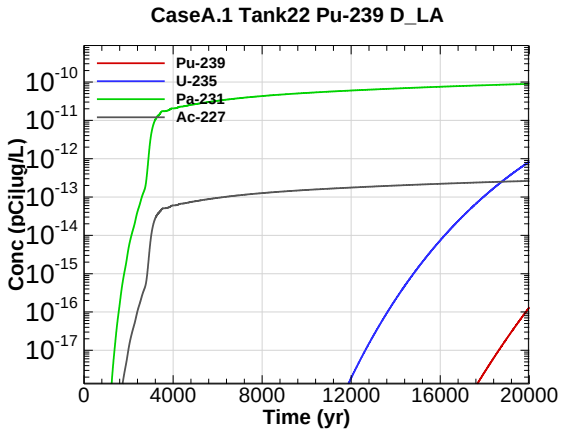

Figure R.13-100 - 100m Aquifer Concentration for CaseA.1 Tank22 Pu-239 D_LA

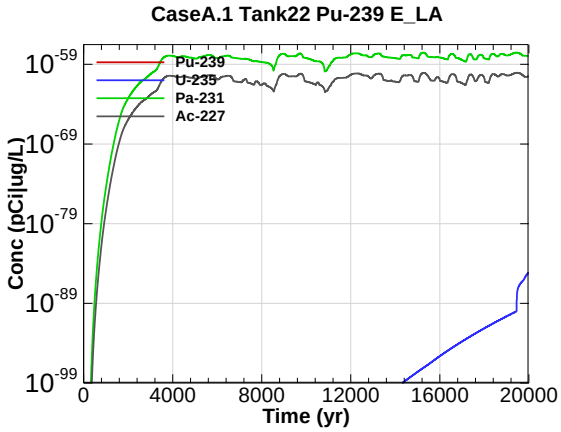

Figure R.13-101 - 100m Aquifer Concentration for CaseA.1 Tank22 Pu-239 E_LA

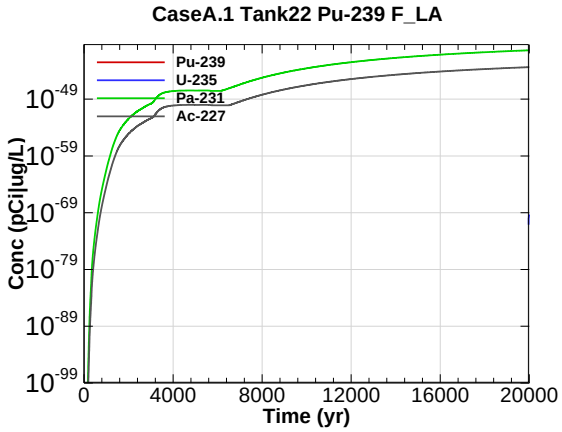

Figure R.13-102 - 100m Aquifer Concentration for CaseA.1 Tank22 Pu-239 F_LA

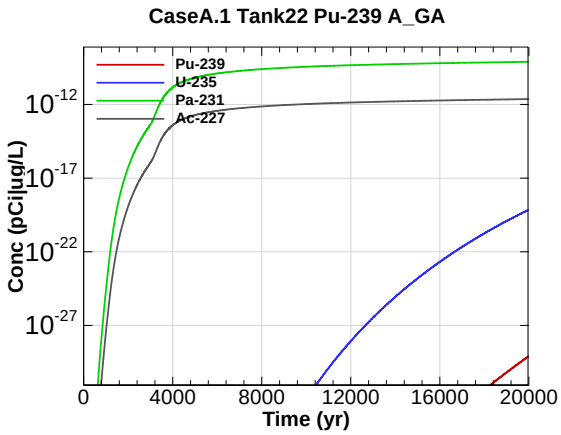

Figure R.13-103 - 100m Aquifer Concentration for CaseA.1 Tank22 Pu-239 A_GA

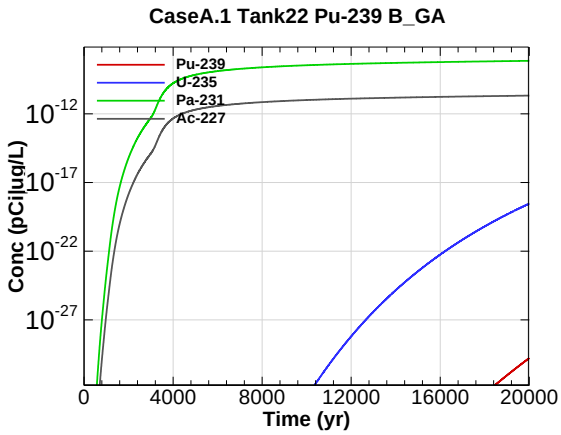

Figure R.13-104 - 100m Aquifer Concentration for CaseA.1 Tank22 Pu-239 B_GA

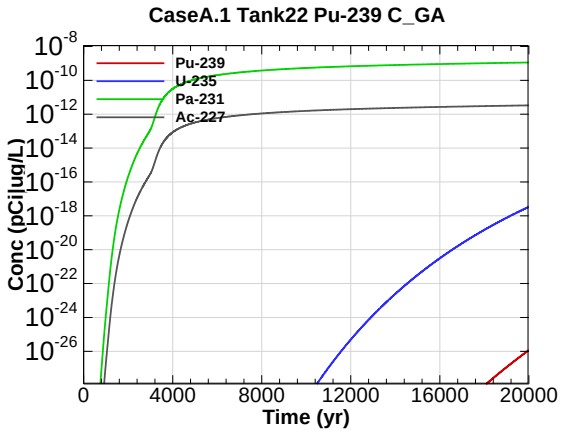

Figure R.13-105 - 100m Aquifer Concentration for CaseA.1 Tank22 Pu-239 C_GA

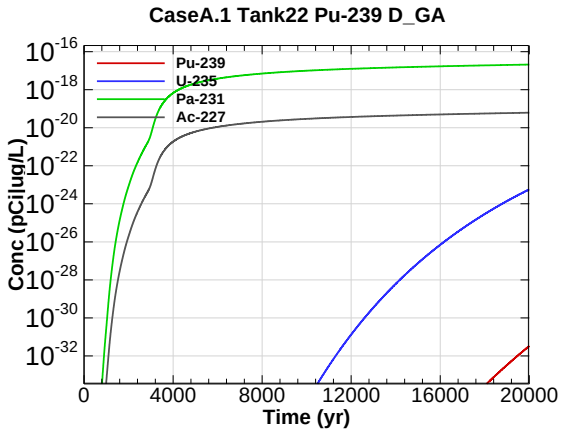

Figure R.13-106 - 100m Aquifer Concentration for CaseA.1 Tank22 Pu-239 D_GA

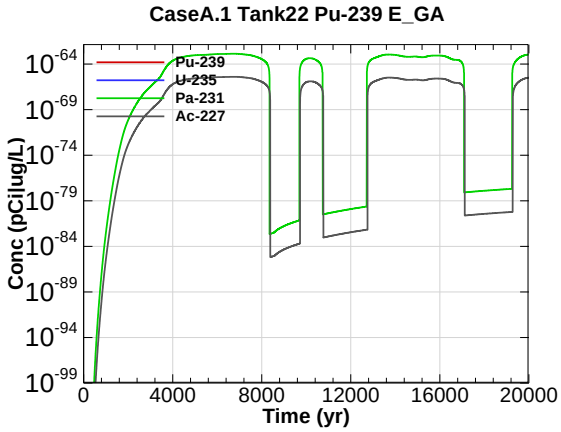

Figure R.13-107 - 100m Aquifer Concentration for CaseA.1 Tank22 Pu-239 E_GA

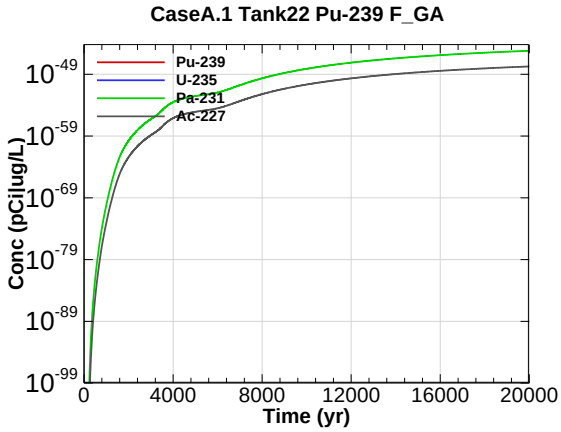

Figure R.13-108 - 100m Aquifer Concentration for CaseA.1 Tank22 Pu-239 F_GA

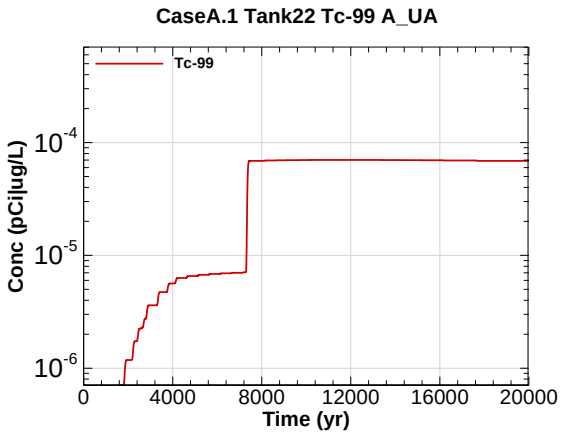

Figure R.13-109 - 100m Aquifer Concentration for CaseA.1 Tank22 Tc-99 A_UA

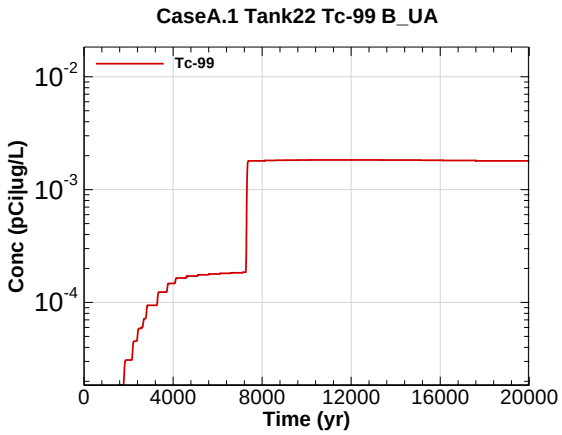

Figure R.13-110 - 100m Aquifer Concentration for CaseA.1 Tank22 Tc-99 B_UA

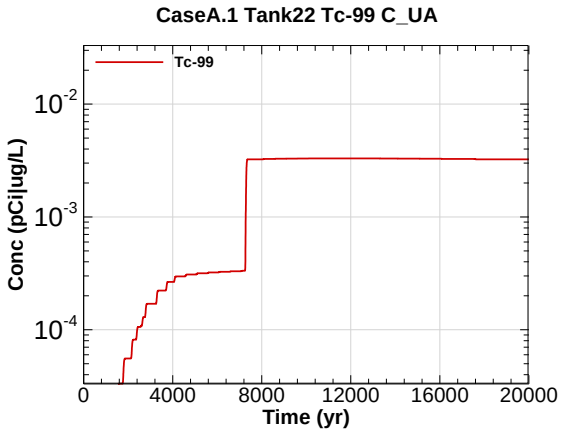

Figure R.13-111 - 100m Aquifer Concentration for CaseA.1 Tank22 Tc-99 C_UA

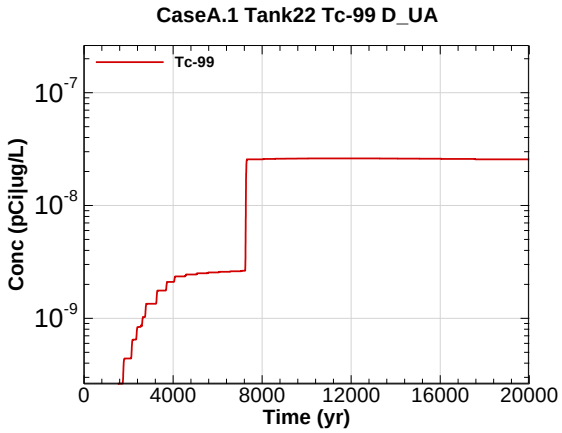

Figure R.13-112 - 100m Aquifer Concentration for CaseA.1 Tank22 Tc-99 D_UA

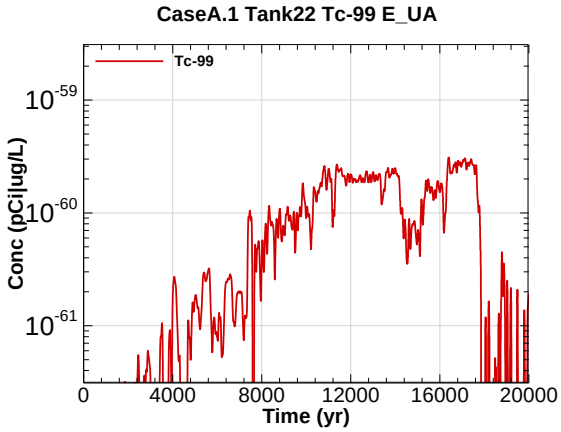

Figure R.13-113 - 100m Aquifer Concentration for CaseA.1 Tank22 Tc-99 E_UA

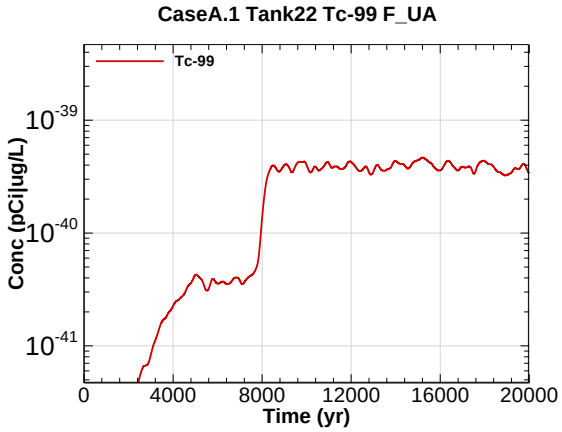

Figure R.13-114 - 100m Aquifer Concentration for CaseA.1 Tank22 Tc-99 F_UA

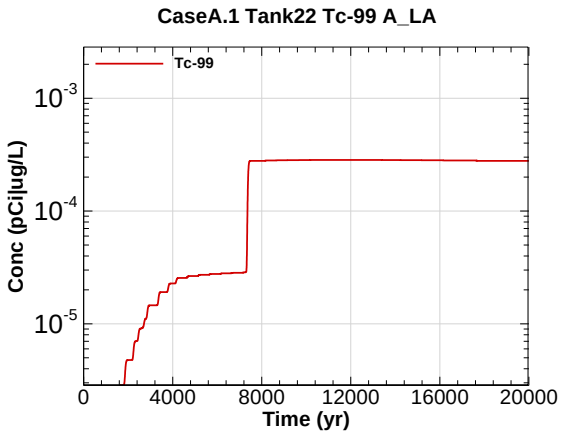

Figure R.13-115 - 100m Aquifer Concentration for CaseA.1 Tank22 Tc-99 A_LA

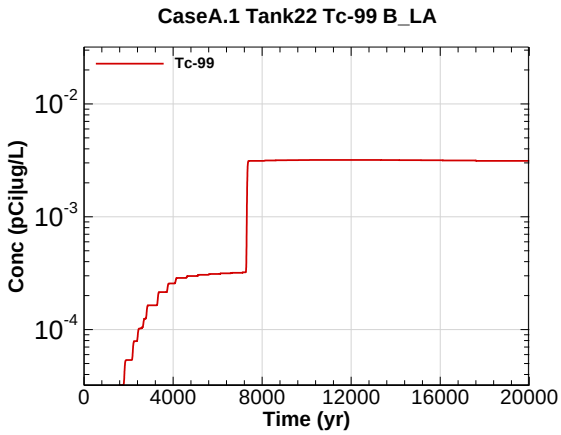

Figure R.13-116 - 100m Aquifer Concentration for CaseA.1 Tank22 Tc-99 B_LA

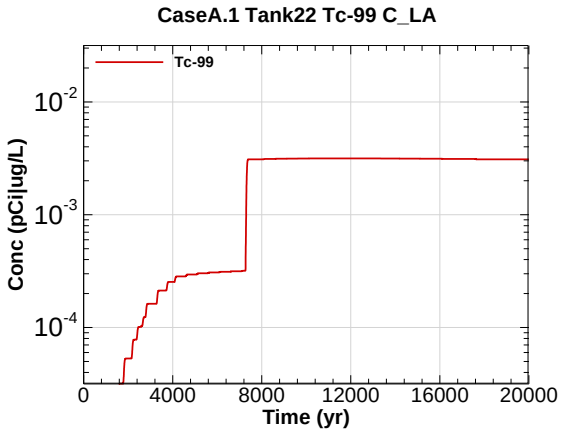

Figure R.13-117 - 100m Aquifer Concentration for CaseA.1 Tank22 Tc-99 C_LA

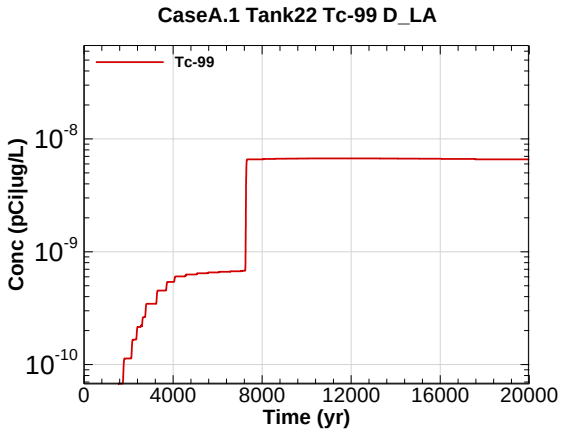

Figure R.13-118 - 100m Aquifer Concentration for CaseA.1 Tank22 Tc-99 D_LA

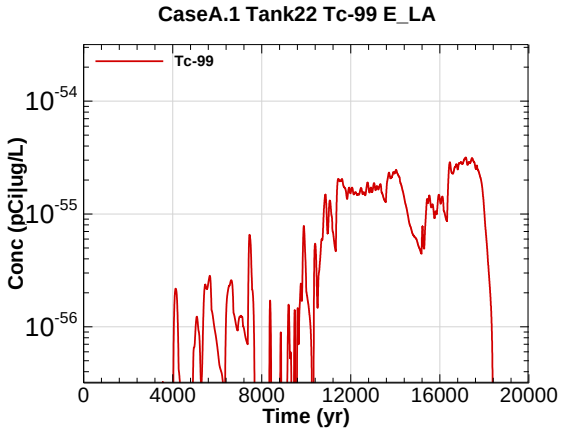

Figure R.13-119 - 100m Aquifer Concentration for CaseA.1 Tank22 Tc-99 E_LA

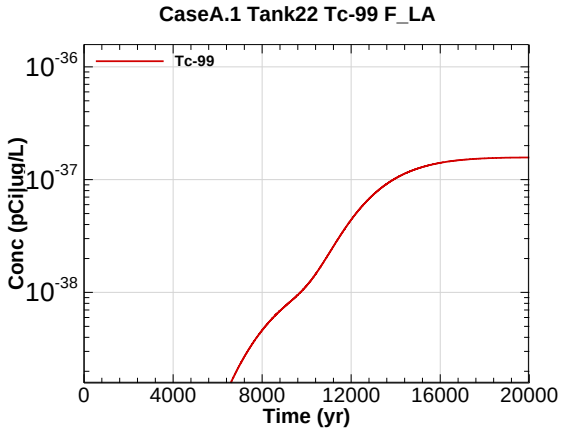

Figure R.13-120 - 100m Aquifer Concentration for CaseA.1 Tank22 Tc-99 F_LA

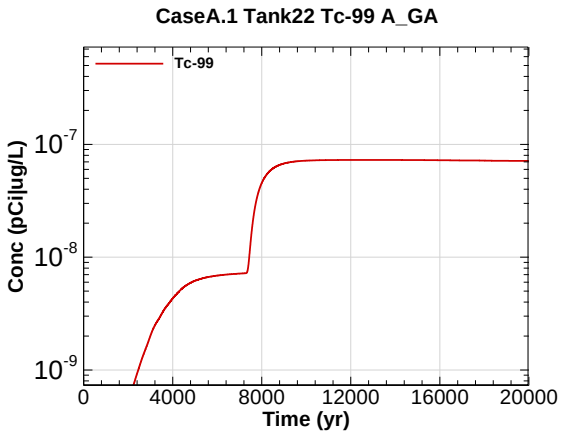

Figure R.13-121 - 100m Aquifer Concentration for CaseA.1 Tank22 Tc-99 A_GA

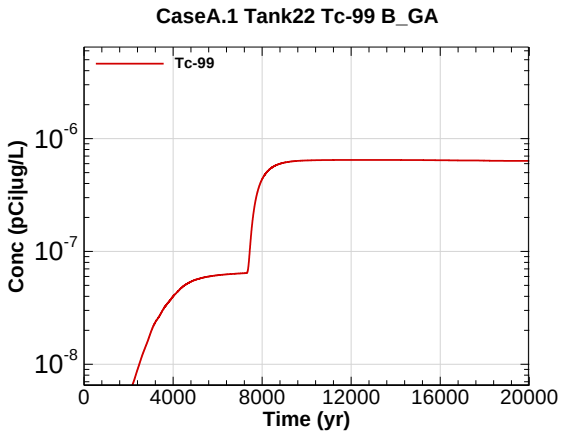

Figure R.13-122 - 100m Aquifer Concentration for CaseA.1 Tank22 Tc-99 B_GA

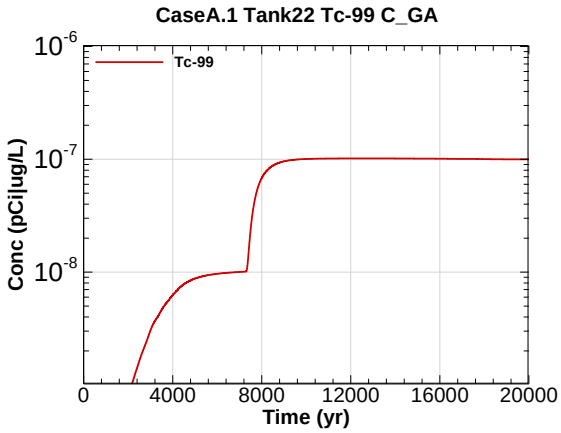

Figure R.13-123 - 100m Aquifer Concentration for CaseA.1 Tank22 Tc-99 C_GA

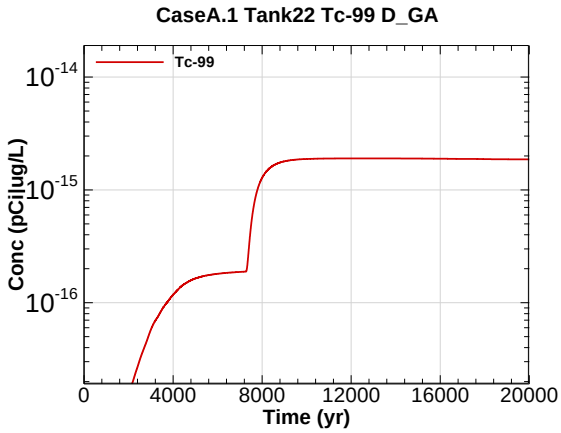

Figure R.13-124 - 100m Aquifer Concentration for CaseA.1 Tank22 Tc-99 D_GA

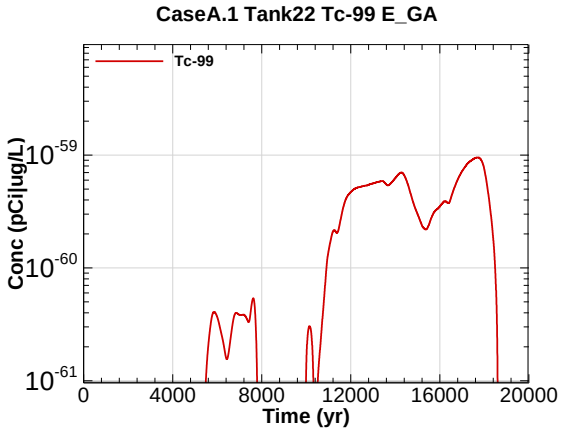

Figure R.13-125 - 100m Aquifer Concentration for CaseA.1 Tank22 Tc-99 E_GA

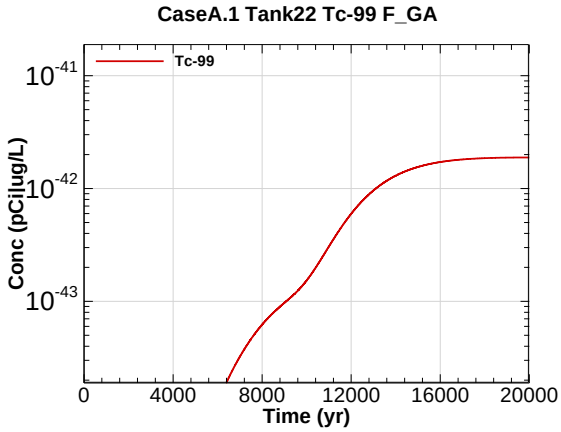

Figure R.13-126 - 100m Aquifer Concentration for CaseA.1 Tank22 Tc-99 F_GA

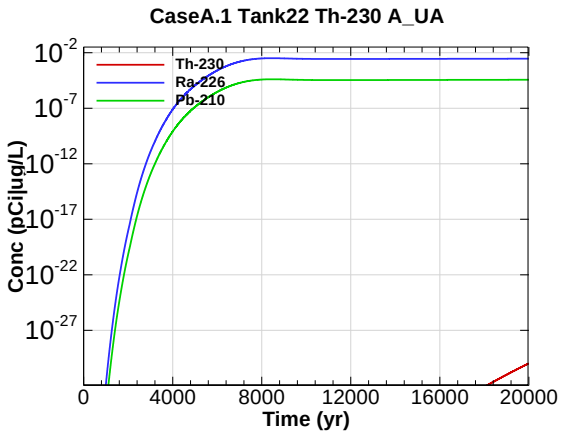

Figure R.13-127 - 100m Aquifer Concentration for CaseA.1 Tank22 Th-230 A_UA

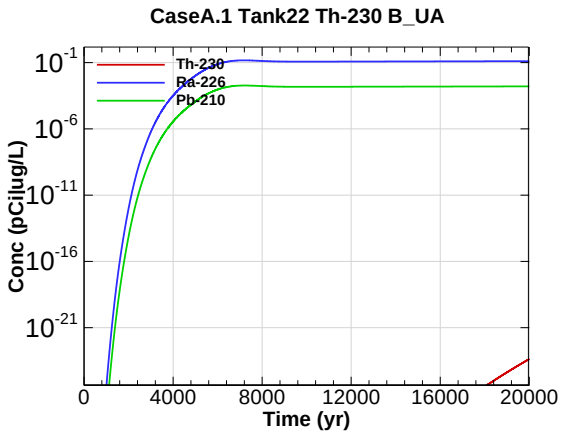

Figure R.13-128 - 100m Aquifer Concentration for CaseA.1 Tank22 Th-230 B_UA

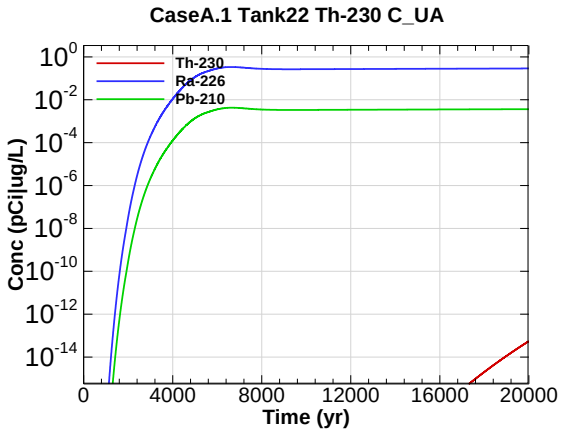

Figure R.13-129 - 100m Aquifer Concentration for CaseA.1 Tank22 Th-230 C_UA

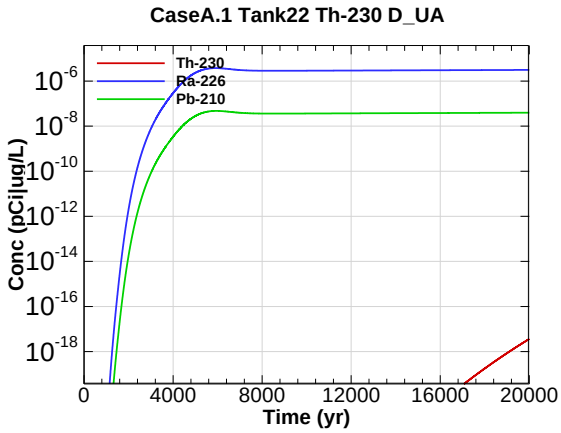

Figure R.13-130 - 100m Aquifer Concentration for CaseA.1 Tank22 Th-230 D_UA

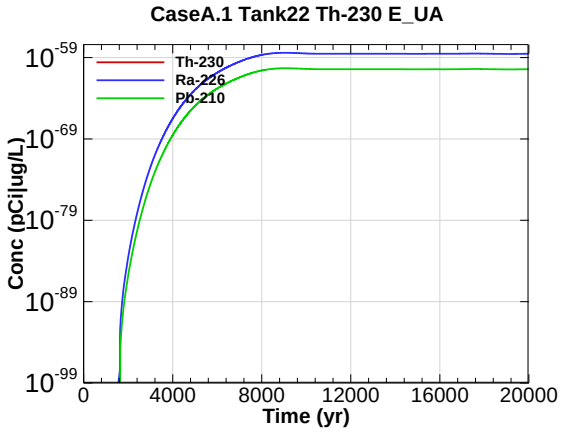

Figure R.13-131 - 100m Aquifer Concentration for CaseA.1 Tank22 Th-230 E_UA

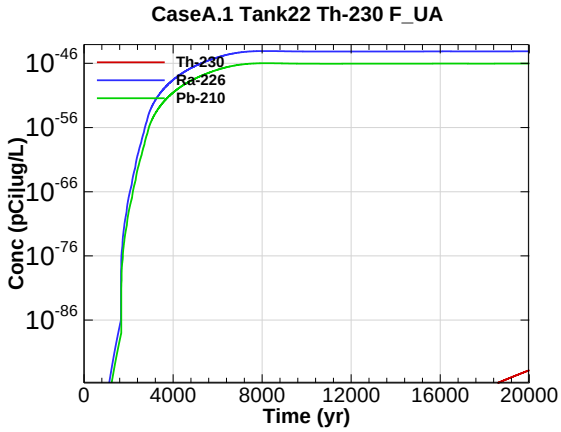

Figure R.13-132 - 100m Aquifer Concentration for CaseA.1 Tank22 Th-230 F_UA

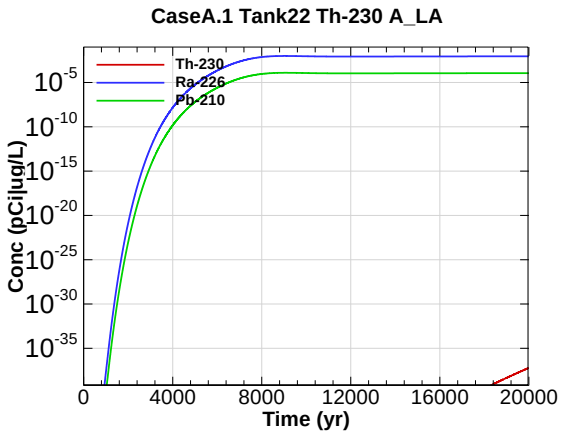

Figure R.13-133 - 100m Aquifer Concentration for CaseA.1 Tank22 Th-230 A_LA

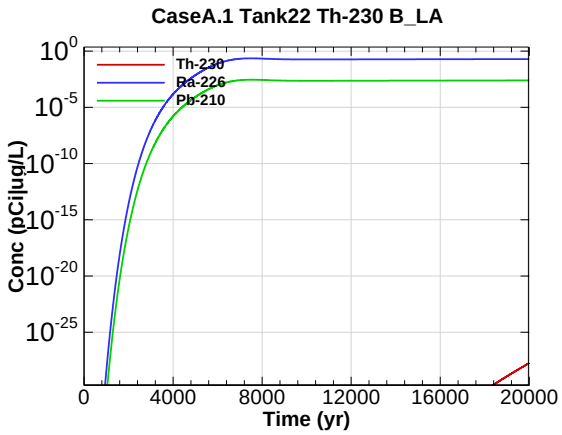

Figure R.13-134 - 100m Aquifer Concentration for CaseA.1 Tank22 Th-230 B_LA

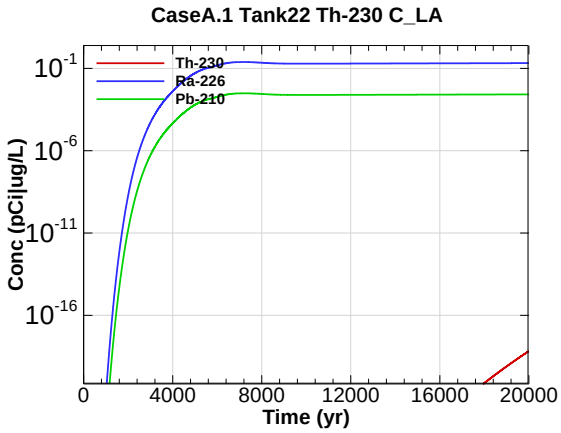

Figure R.13-135 - 100m Aquifer Concentration for CaseA.1 Tank22 Th-230 C_LA

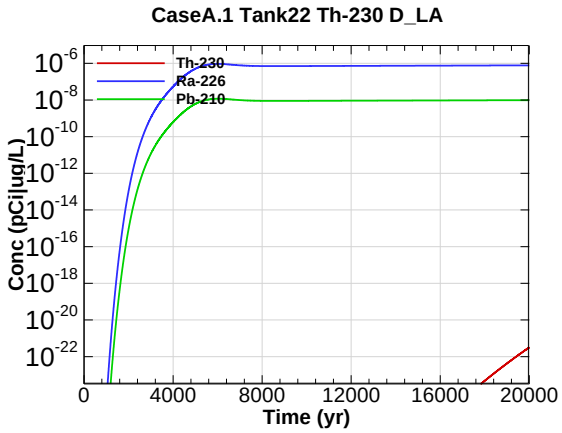

Figure R.13-136 - 100m Aquifer Concentration for CaseA.1 Tank22 Th-230 D_LA

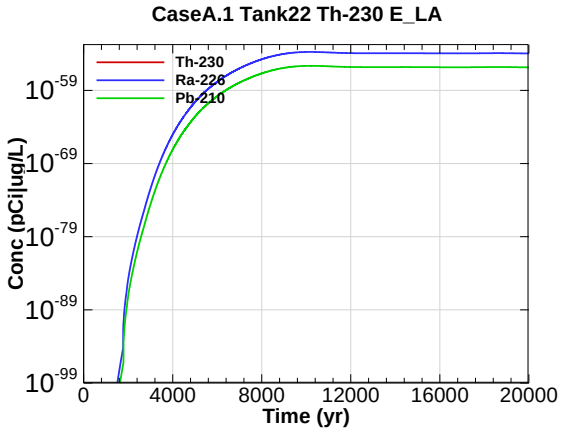

Figure R.13-137 - 100m Aquifer Concentration for CaseA.1 Tank22 Th-230 E_LA

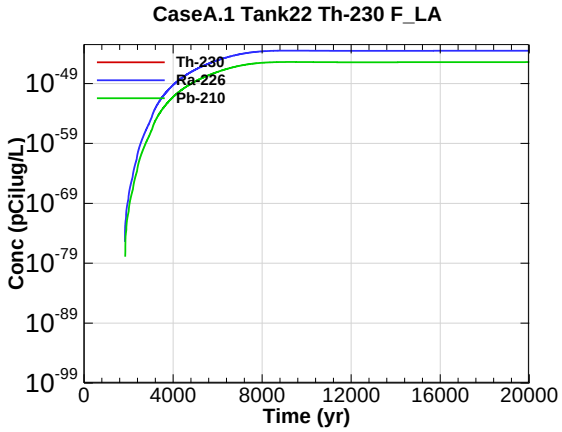

Figure R.13-138 - 100m Aquifer Concentration for CaseA.1 Tank22 Th-230 F_LA

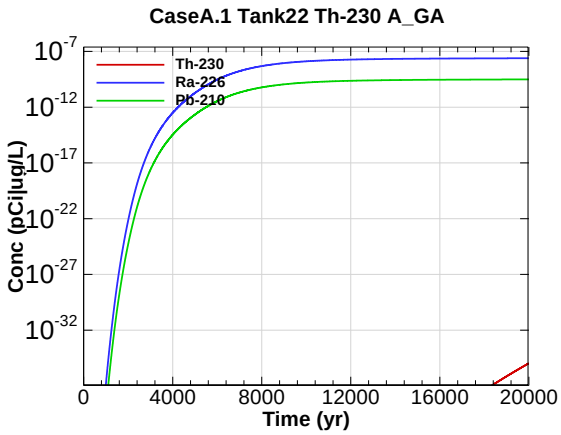

Figure R.13-139 - 100m Aquifer Concentration for CaseA.1 Tank22 Th-230 A_GA

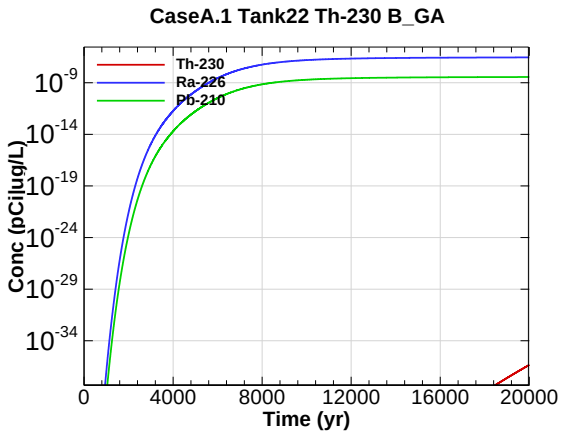

Figure R.13-140 - 100m Aquifer Concentration for CaseA.1 Tank22 Th-230 B_GA

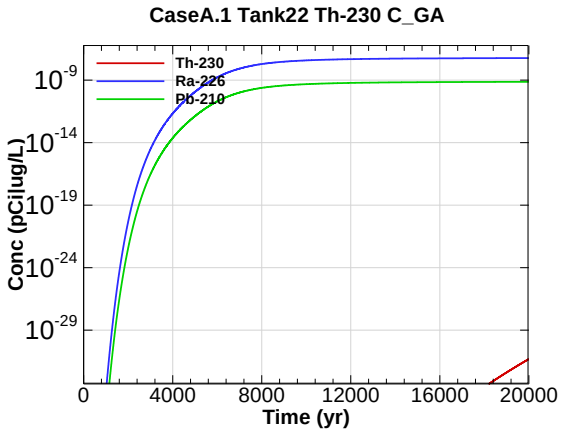

Figure R.13-141 - 100m Aquifer Concentration for CaseA.1 Tank22 Th-230 C_GA

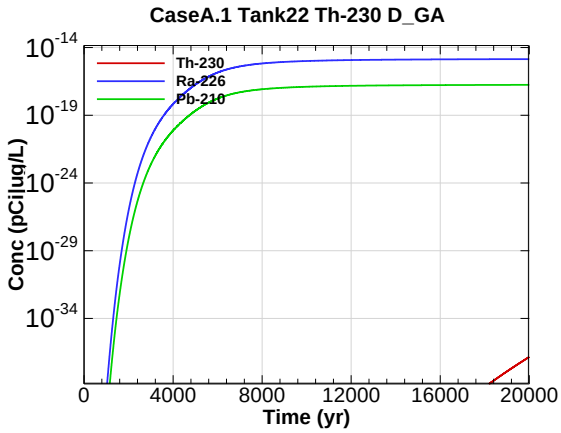

Figure R.13-142 - 100m Aquifer Concentration for CaseA.1 Tank22 Th-230 D_GA

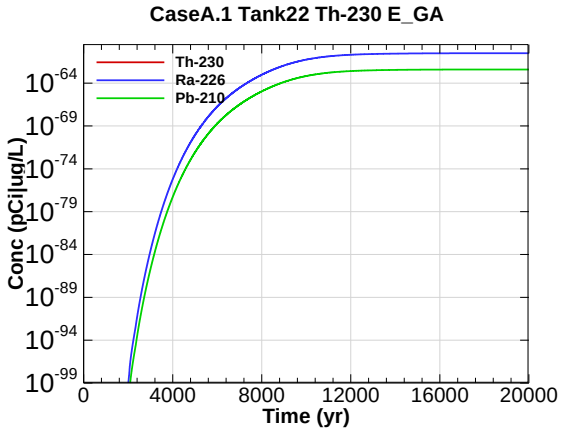

Figure R.13-143 - 100m Aquifer Concentration for CaseA.1 Tank22 Th-230 E_GA

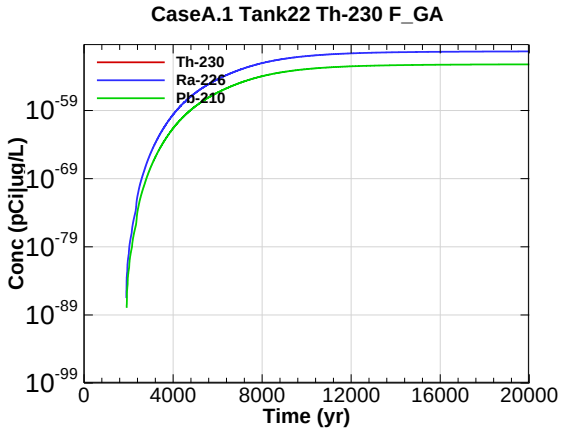

Figure R.13-144 - 100m Aquifer Concentration for CaseA.1 Tank22 Th-230 F_GA

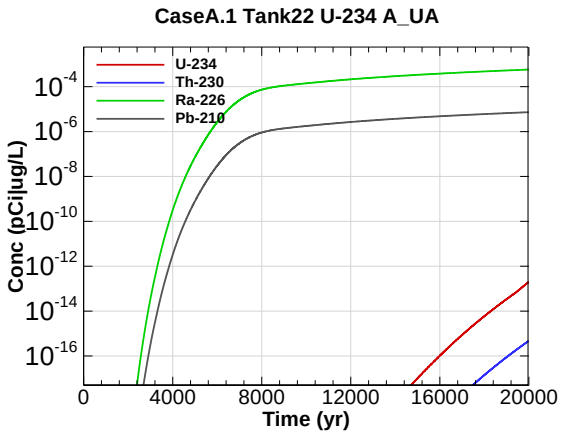

Figure R.13-145 - 100m Aquifer Concentration for CaseA.1 Tank22 U-234 A_UA

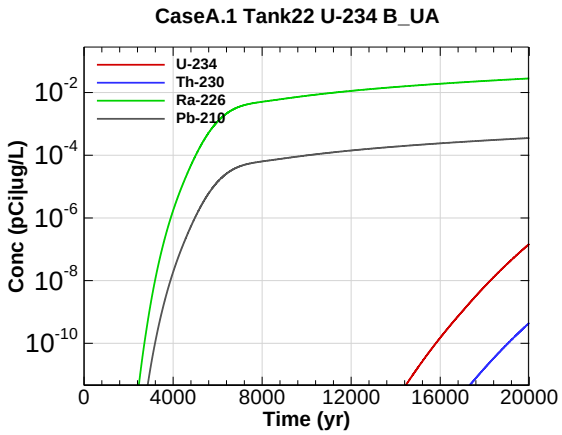

Figure R.13-146 - 100m Aquifer Concentration for CaseA.1 Tank22 U-234 B_UA

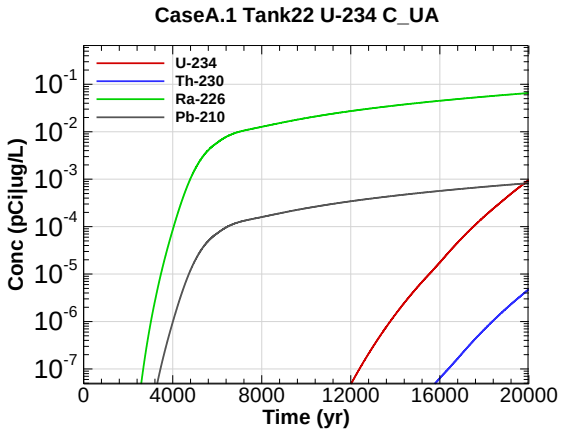

Figure R.13-147 - 100m Aquifer Concentration for CaseA.1 Tank22 U-234 C_UA

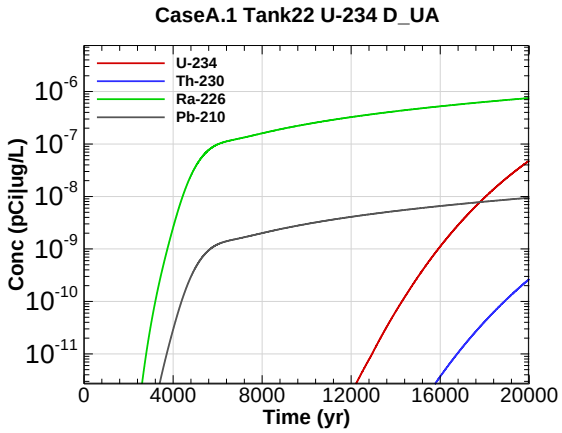

Figure R.13-148 - 100m Aquifer Concentration for CaseA.1 Tank22 U-234 D_UA

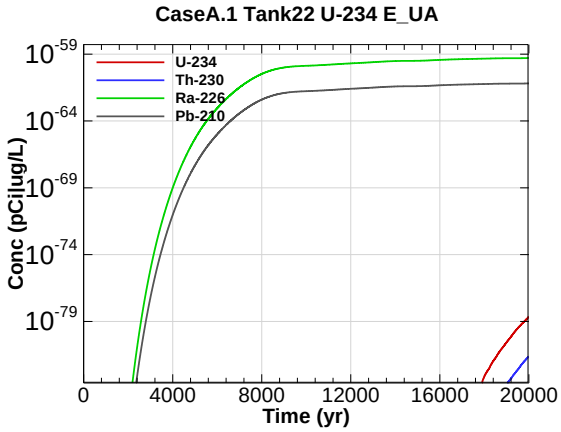

Figure R.13-149 - 100m Aquifer Concentration for CaseA.1 Tank22 U-234 E_UA

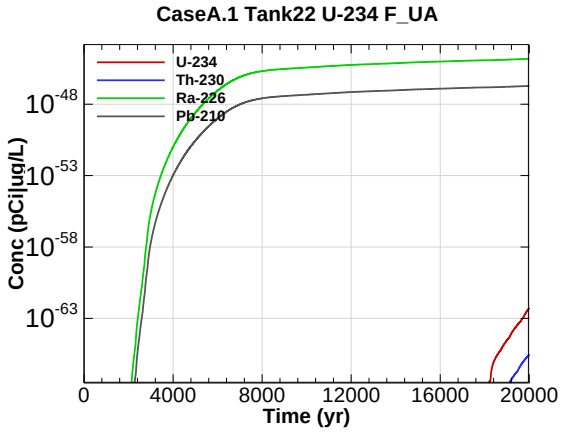

Figure R.13-150 - 100m Aquifer Concentration for CaseA.1 Tank22 U-234 F_UA

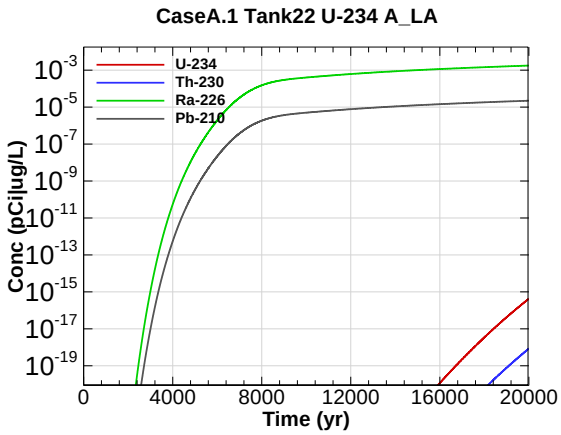

Figure R.13-151 - 100m Aquifer Concentration for CaseA.1 Tank22 U-234 A_LA

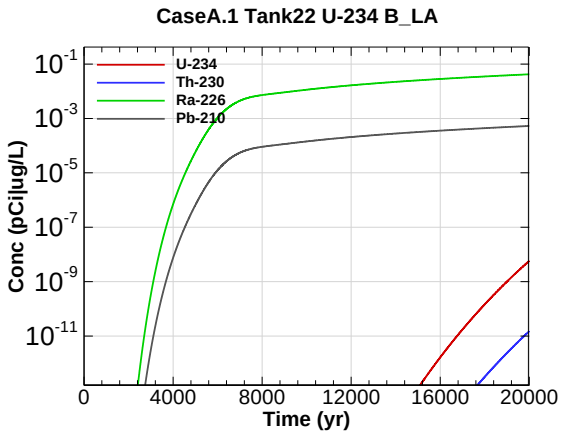

Figure R.13-152 - 100m Aquifer Concentration for CaseA.1 Tank22 U-234 B_LA

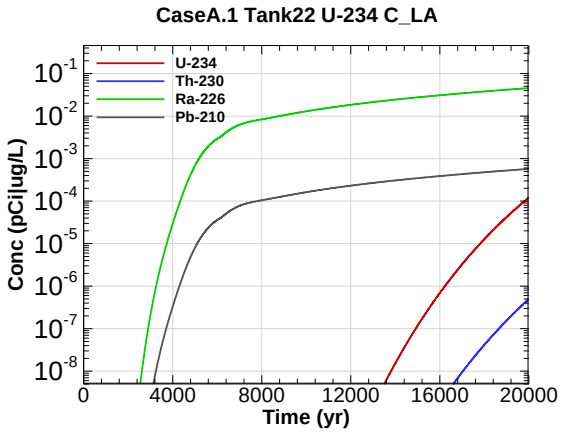

Figure R.13-153 - 100m Aquifer Concentration for CaseA.1 Tank22 U-234 C_LA

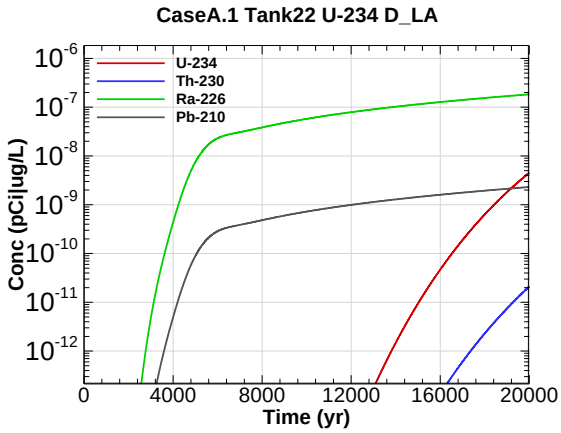

Figure R.13-154 - 100m Aquifer Concentration for CaseA.1 Tank22 U-234 D_LA

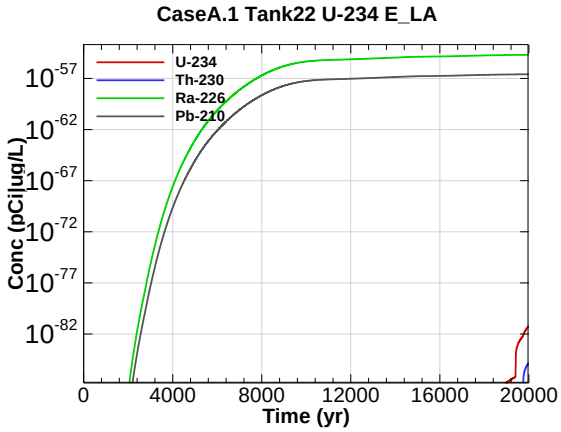

Figure R.13-155 - 100m Aquifer Concentration for CaseA.1 Tank22 U-234 E_LA

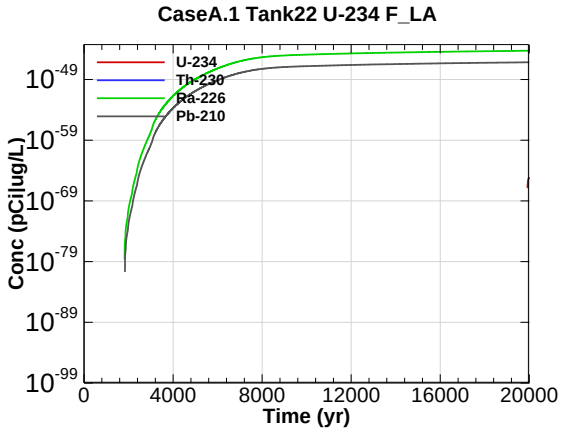

Figure R.13-156 - 100m Aquifer Concentration for CaseA.1 Tank22 U-234 F_LA

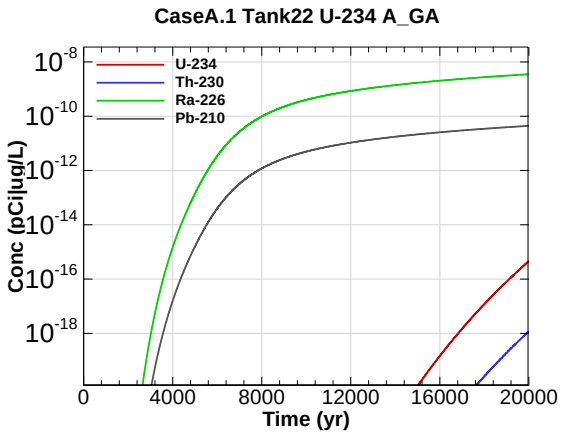

Figure R.13-157 - 100m Aquifer Concentration for CaseA.1 Tank22 U-234 A_GA

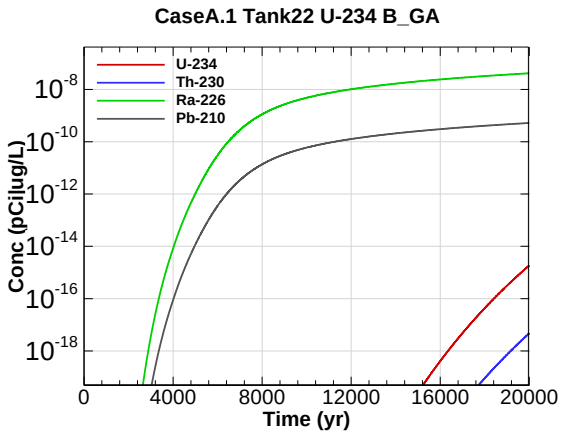

Figure R.13-158 - 100m Aquifer Concentration for CaseA.1 Tank22 U-234 B_GA

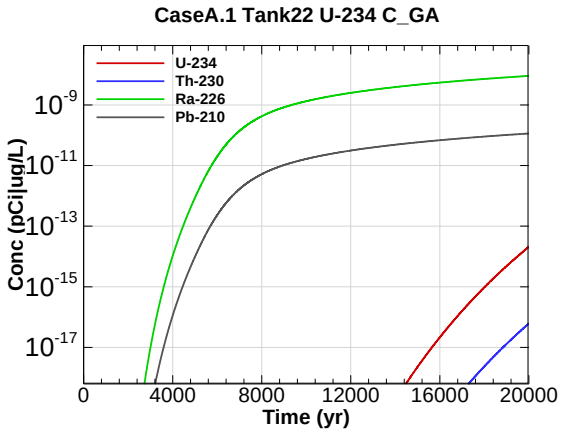

Figure R.13-159 - 100m Aquifer Concentration for CaseA.1 Tank22 U-234 C_GA

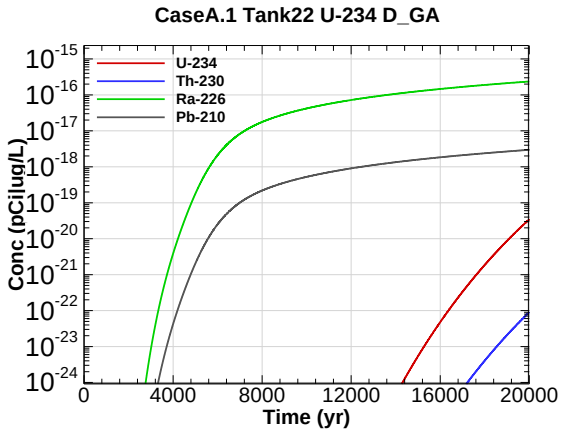

Figure R.13-160 - 100m Aquifer Concentration for CaseA.1 Tank22 U-234 D_GA

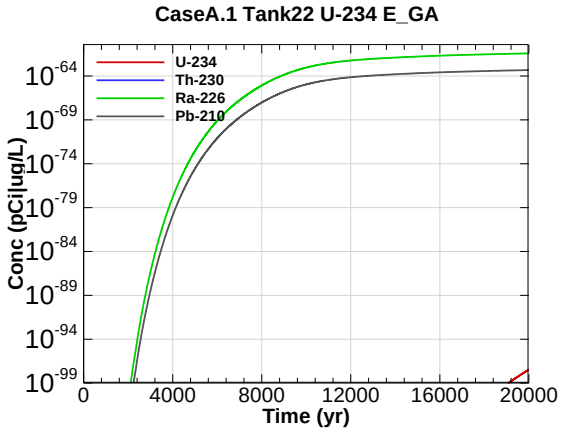

Figure R.13-161 - 100m Aquifer Concentration for CaseA.1 Tank22 U-234 E_GA

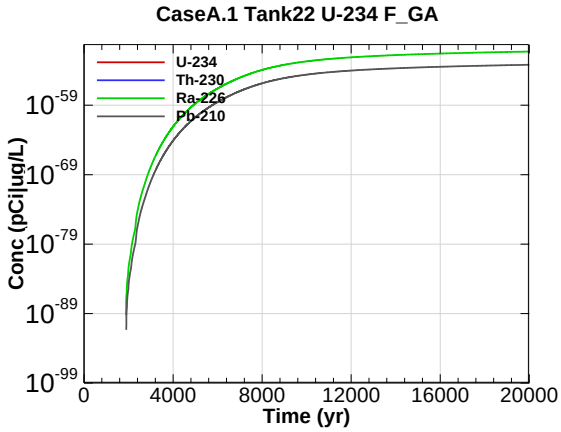

Figure R.13-162 - 100m Aquifer Concentration for CaseA.1 Tank22 U-234 F_GA

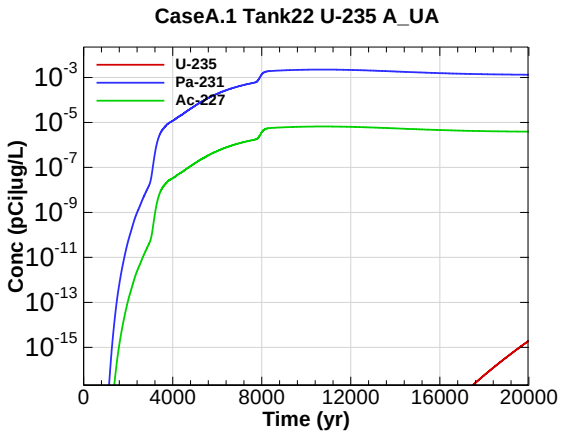

Figure R.13-163 - 100m Aquifer Concentration for CaseA.1 Tank22 U-235 A_UA

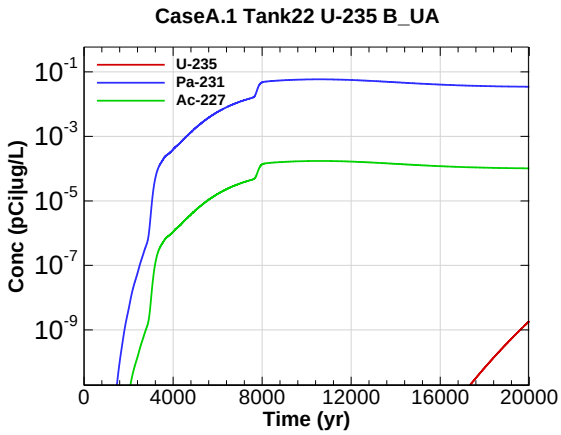

Figure R.13-164 - 100m Aquifer Concentration for CaseA.1 Tank22 U-235 B_UA

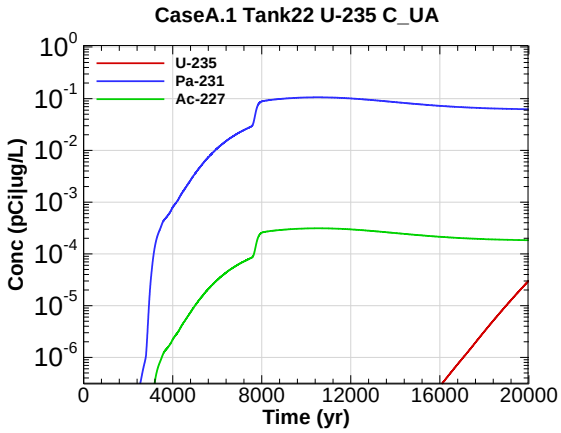

Figure R.13-165 - 100m Aquifer Concentration for CaseA.1 Tank22 U-235 C_UA

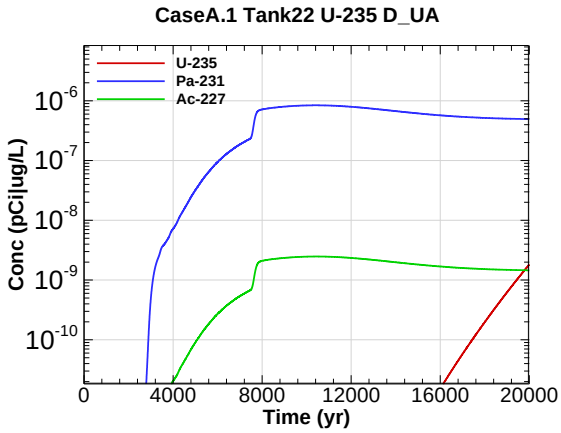

Figure R.13-166 - 100m Aquifer Concentration for CaseA.1 Tank22 U-235 D_UA

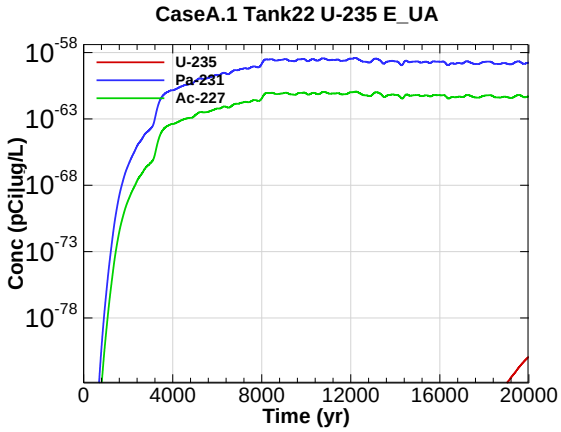

Figure R.13-167 - 100m Aquifer Concentration for CaseA.1 Tank22 U-235 E_UA

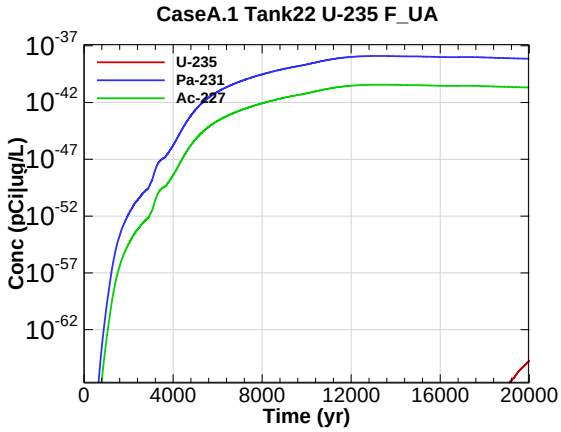

Figure R.13-168 - 100m Aquifer Concentration for CaseA.1 Tank22 U-235 F_UA

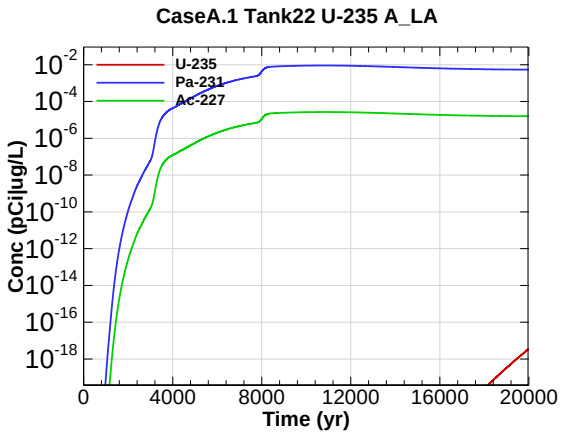

Figure R.13-169 - 100m Aquifer Concentration for CaseA.1 Tank22 U-235 A_LA

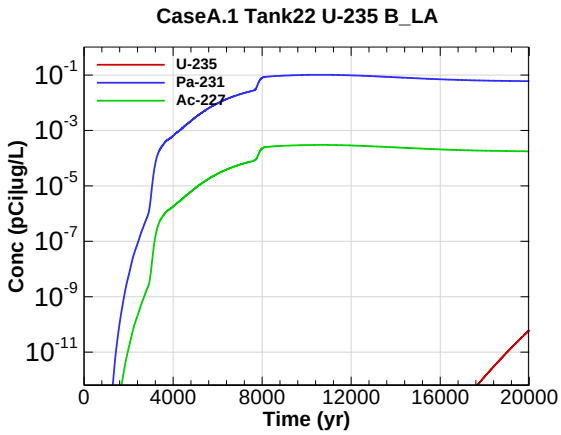

Figure R.13-170 - 100m Aquifer Concentration for CaseA.1 Tank22 U-235 B_LA

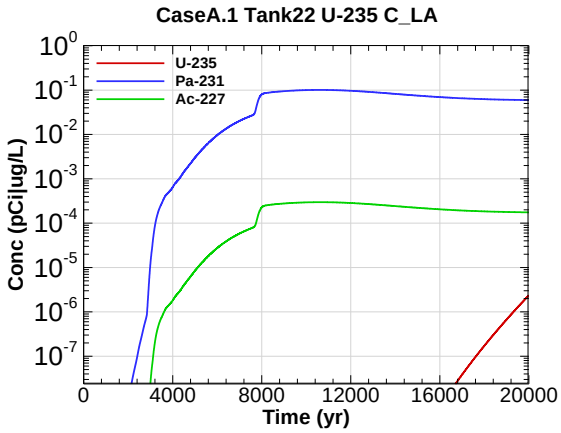

Figure R.13-171 - 100m Aquifer Concentration for CaseA.1 Tank22 U-235 C_LA

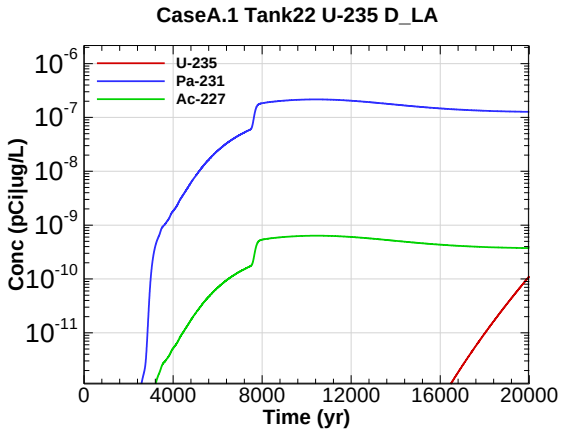

Figure R.13-172 - 100m Aquifer Concentration for CaseA.1 Tank22 U-235 D_LA

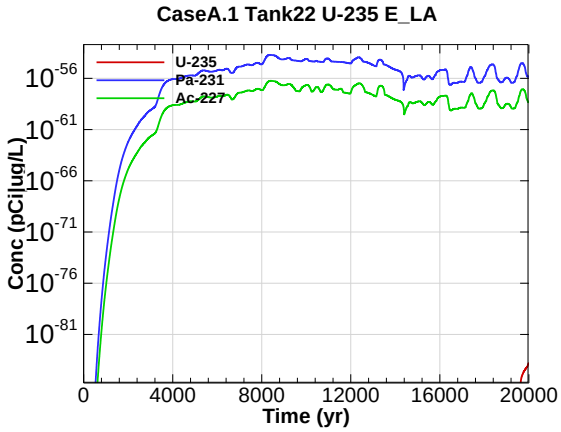

Figure R.13-173 - 100m Aquifer Concentration for CaseA.1 Tank22 U-235 E_LA

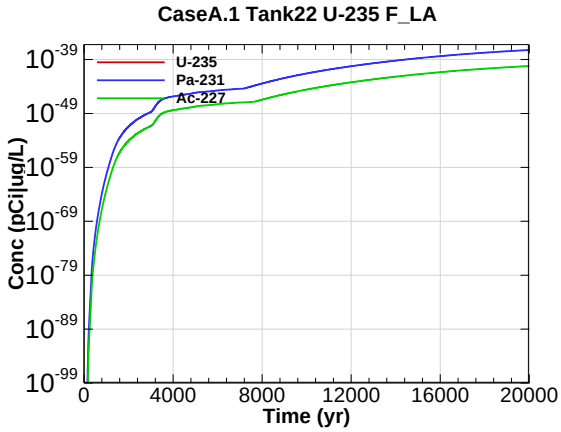

Figure R.13-174 - 100m Aquifer Concentration for CaseA.1 Tank22 U-235 F_LA

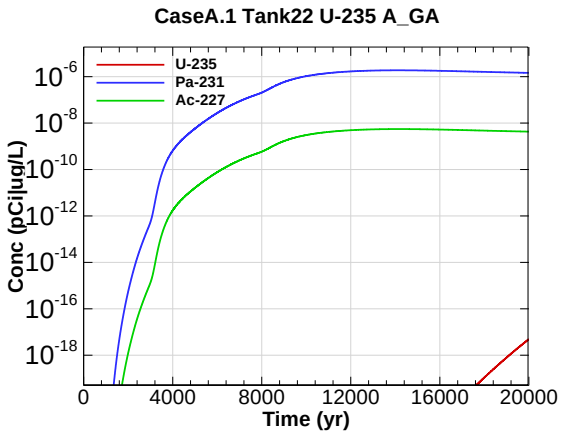

Figure R.13-175 - 100m Aquifer Concentration for CaseA.1 Tank22 U-235 A_GA

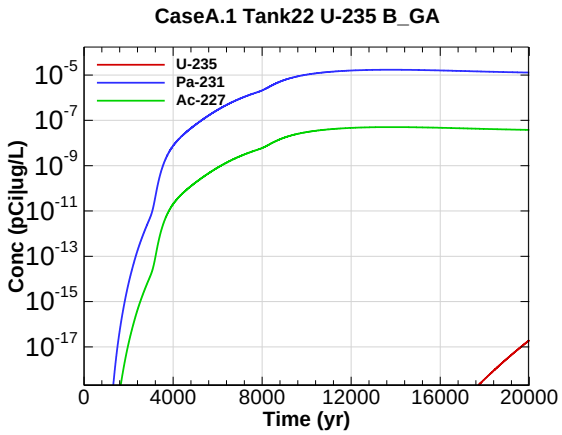

Figure R.13-176 - 100m Aquifer Concentration for CaseA.1 Tank22 U-235 B_GA

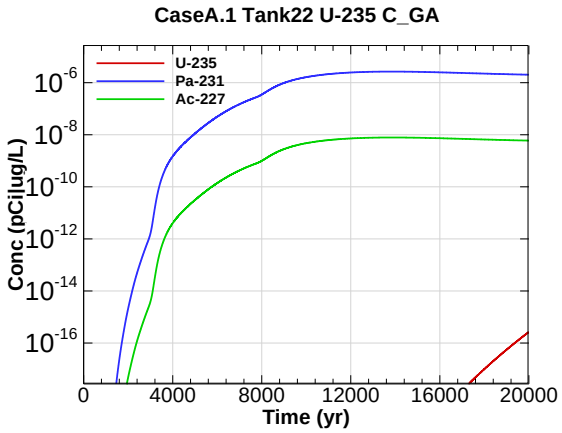

Figure R.13-177 - 100m Aquifer Concentration for CaseA.1 Tank22 U-235 C_GA

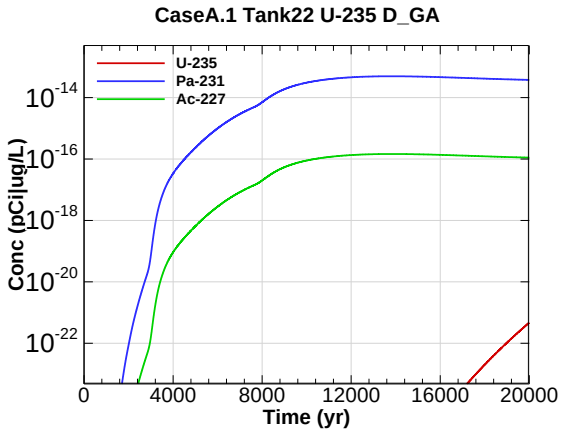

Figure R.13-178 - 100m Aquifer Concentration for CaseA.1 Tank22 U-235 D_GA

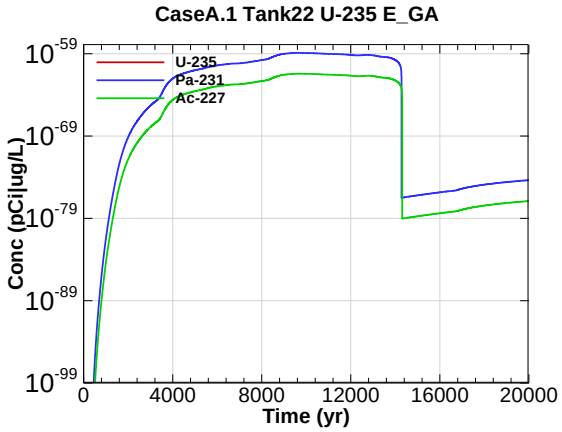

Figure R.13-179 - 100m Aquifer Concentration for CaseA.1 Tank22 U-235 E_GA

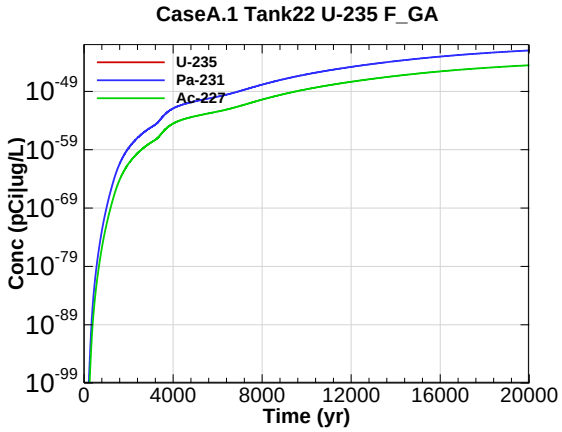

Figure R.13-180 - 100m Aquifer Concentration for CaseA.1 Tank22 U-235 F_GA

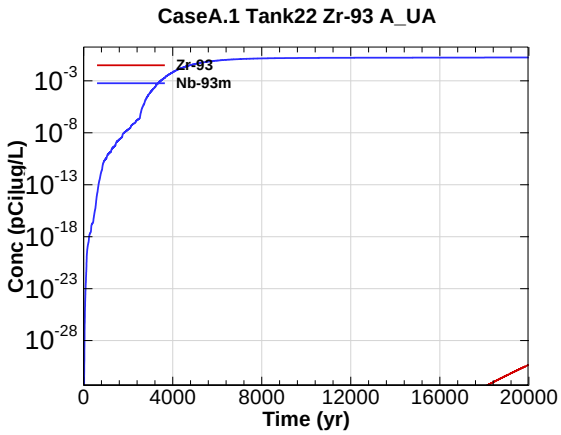

Figure R.13-181 - 100m Aquifer Concentration for CaseA.1 Tank22 Zr-93 A_UA

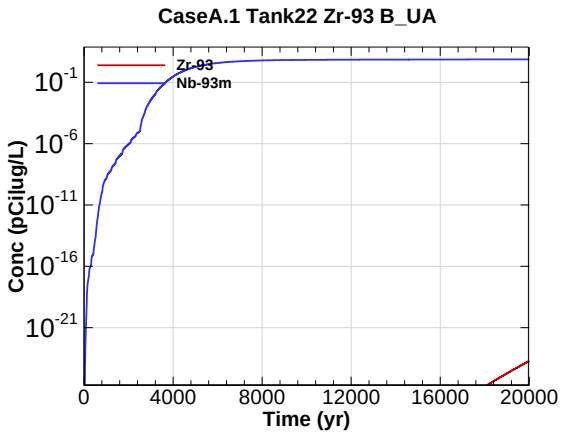

Figure R.13-182 - 100m Aquifer Concentration for CaseA.1 Tank22 Zr-93 B_UA

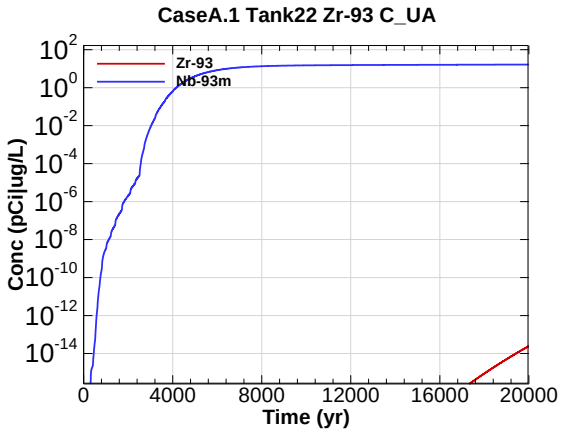

Figure R.13-183 - 100m Aquifer Concentration for CaseA.1 Tank22 Zr-93 C_UA

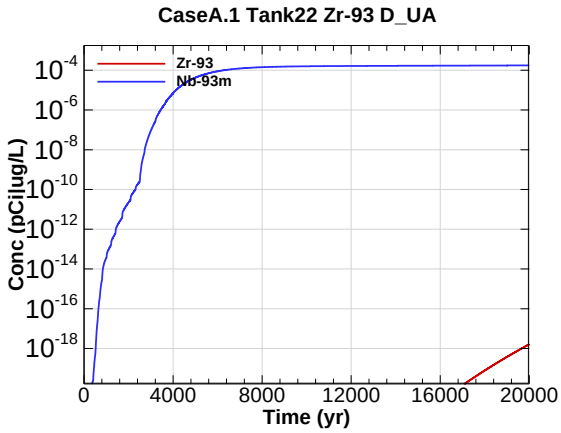

Figure R.13-184 - 100m Aquifer Concentration for CaseA.1 Tank22 Zr-93 D_UA

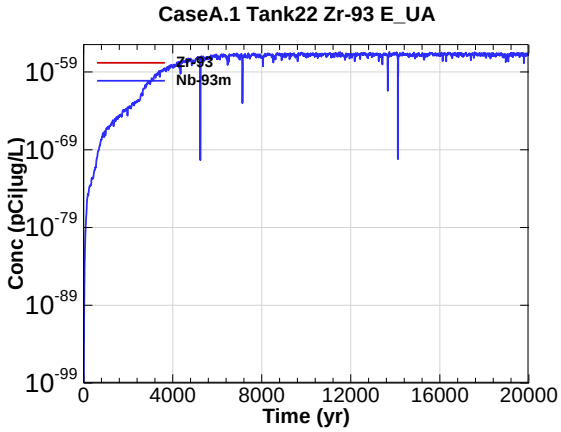

Figure R.13-185 - 100m Aquifer Concentration for CaseA.1 Tank22 Zr-93 E_UA

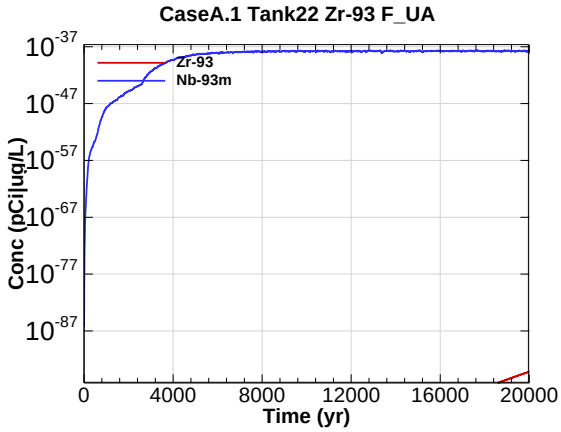

Figure R.13-186 - 100m Aquifer Concentration for CaseA.1 Tank22 Zr-93 F_UA

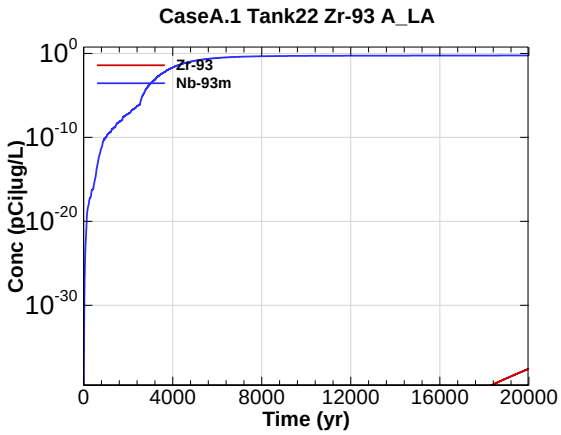

Figure R.13-187 - 100m Aquifer Concentration for CaseA.1 Tank22 Zr-93 A_LA

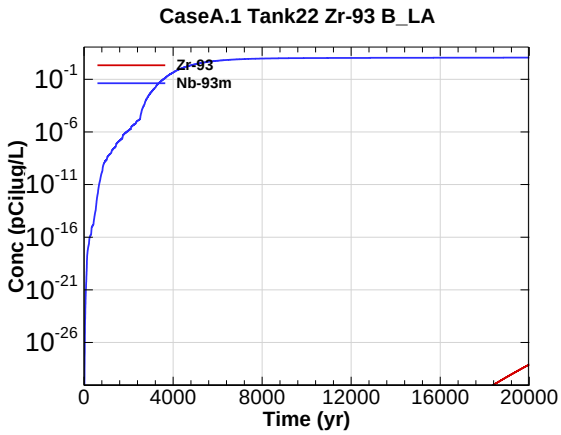

Figure R.13-188 - 100m Aquifer Concentration for CaseA.1 Tank22 Zr-93 B_LA

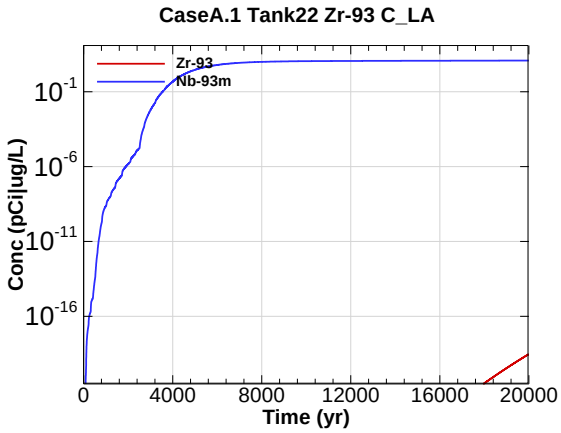

Figure R.13-189 - 100m Aquifer Concentration for CaseA.1 Tank22 Zr-93 C_LA

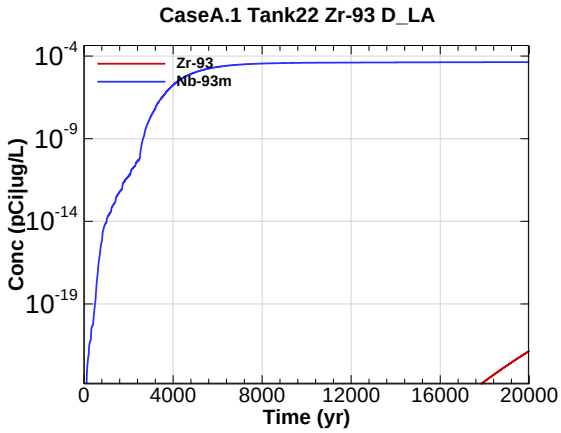

Figure R.13-190 - 100m Aquifer Concentration for CaseA.1 Tank22 Zr-93 D_LA

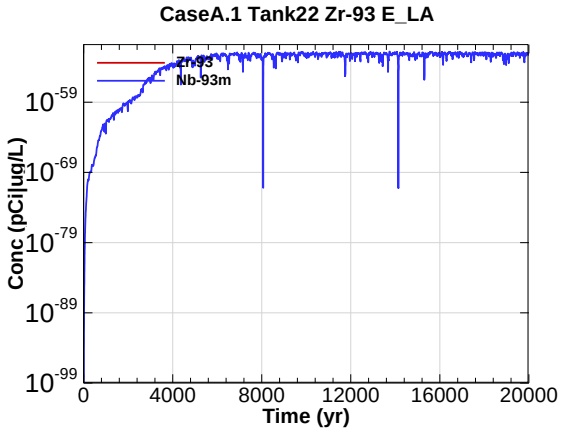

Figure R.13-191 - 100m Aquifer Concentration for CaseA.1 Tank22 Zr-93 E_LA

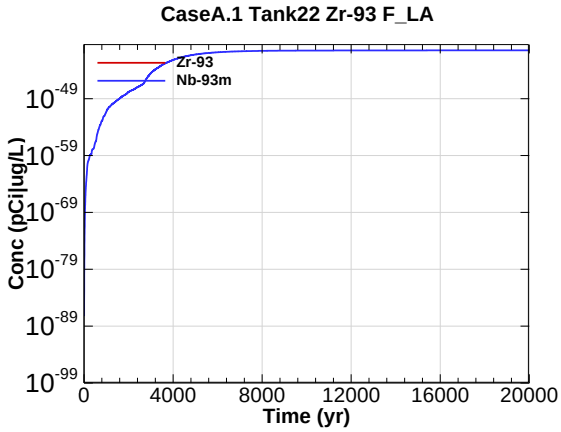

Figure R.13-192 - 100m Aquifer Concentration for CaseA.1 Tank22 Zr-93 F_LA

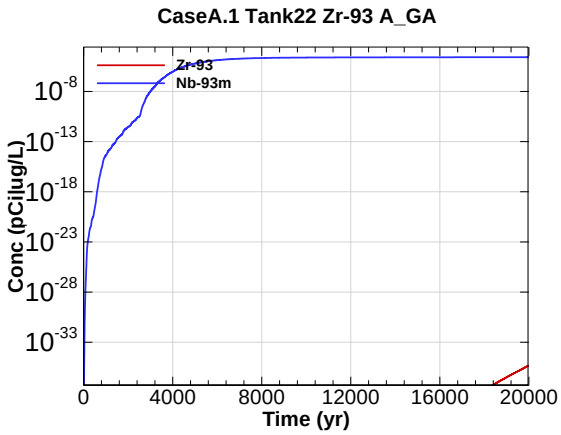

Figure R.13-193 - 100m Aquifer Concentration for CaseA.1 Tank22 Zr-93 A_GA

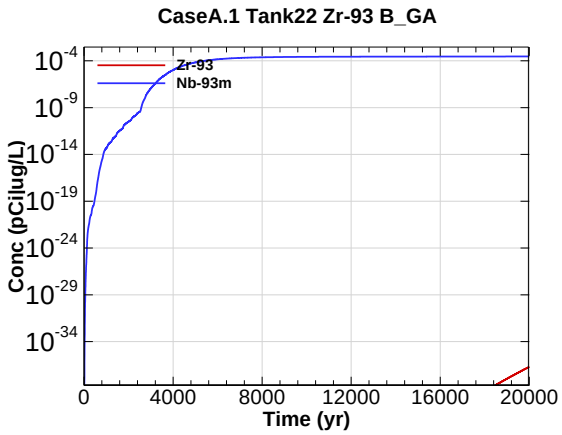

Figure R.13-194 - 100m Aquifer Concentration for CaseA.1 Tank22 Zr-93 B_GA

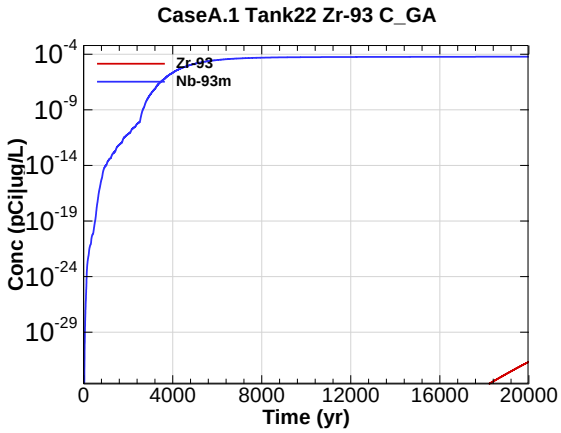

Figure R.13-195 - 100m Aquifer Concentration for CaseA.1 Tank22 Zr-93 C_GA

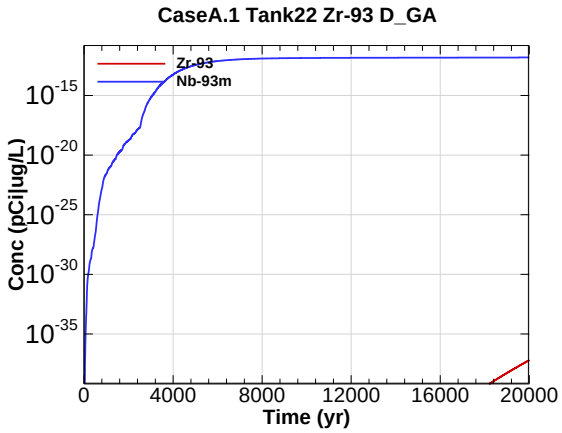

Figure R.13-196 - 100m Aquifer Concentration for CaseA.1 Tank22 Zr-93 D_GA

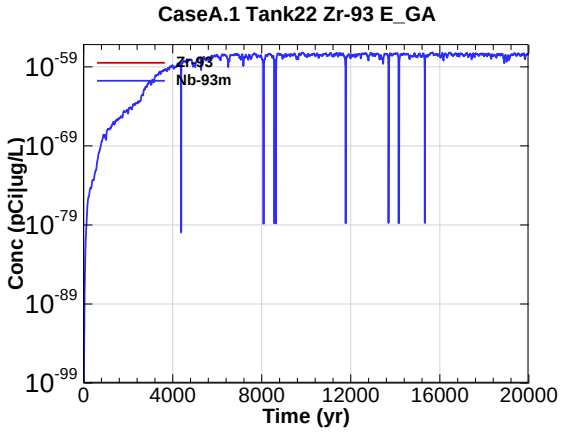

Figure R.13-197 - 100m Aquifer Concentration for CaseA.1 Tank22 Zr-93 E_GA

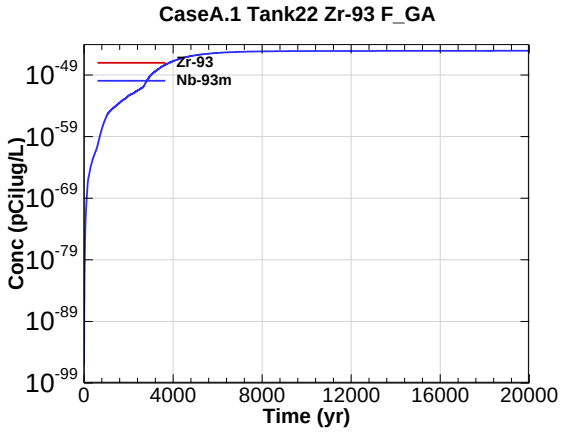

Figure R.13-198 - 100m Aquifer Concentration for CaseA.1 Tank22 Zr-93 F_GA

Appendix R.14

100-METER SENSISTIVITY RUN RADIONUCLIDE CONCENTRATIONS FOR BASE CASE (CASE A) LINER FAILURE VARIABILITY

TYPE IV, EARLY LINER FAILURE TIME, CASE A

Appendix R.14 contains curves showing the 100-meter radiological concentrations (sensitivity run radionuclides only) for liner failure variability for Type IV tanks (Tank 22) with early liner failure time for all of HTF (waste tank and ancillary equipment inventories) for the Base Case (Case A). Results for 20,000-year concentrations are presented from the three aquifers of concern (Upper Three Runs Aquifer - Upper Zone, Upper Three Runs Aquifer - Lower Zone, and Gordon Aquifer) for Sectors A through F.

Graph heading example "CaseA.2_Tank 22 All Am-241 A_UA"

Key

CaseA.2 = scenario case/configuration
Tank 22 = period is over 20,000 years
All = all HTF inventory sources
Am-241 = radionuclide of concern
A = sector of concern (see sector map with stream traces)
UA = aquifer of concern
UA = Upper Three Runs Aquifer – Upper Zone
LA = Upper Three Runs Aquifer – Lower Zone
GA = Gordon Aquifer

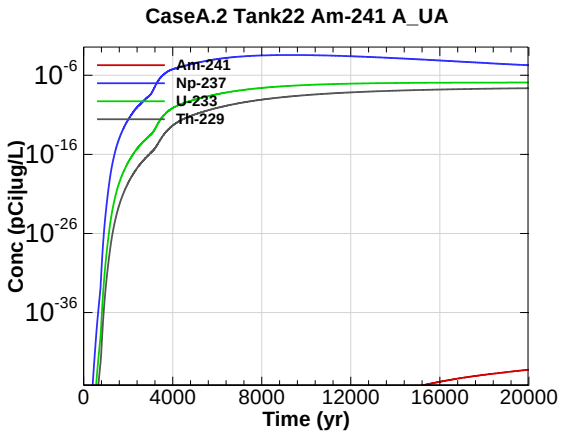

Figure R.14-1 - 100m Aquifer Concentration for CaseA.2 Tank22 Am-241 A_UA

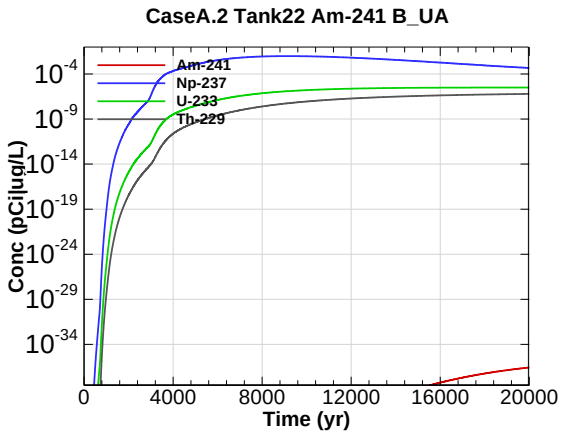

Figure R.14-2 - 100m Aquifer Concentration for CaseA.2 Tank22 Am-241 B_UA

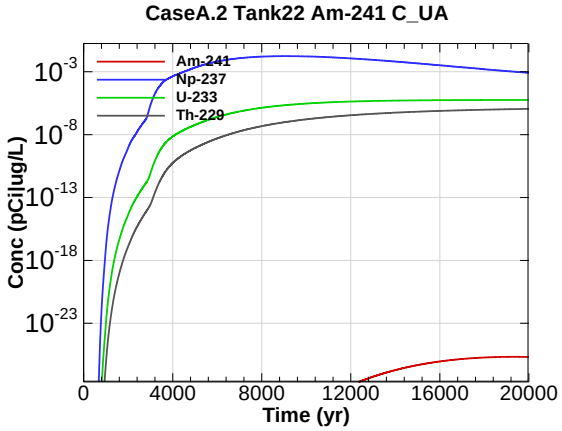

Figure R.14-3 - 100m Aquifer Concentration for CaseA.2 Tank22 Am-241 C_UA

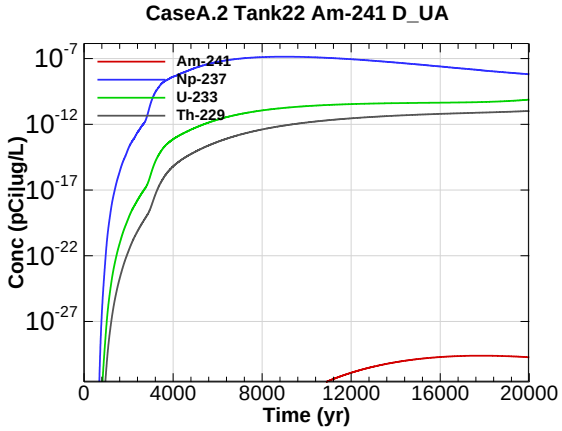

Figure R.14-4 - 100m Aquifer Concentration for CaseA.2 Tank22 Am-241 D_UA

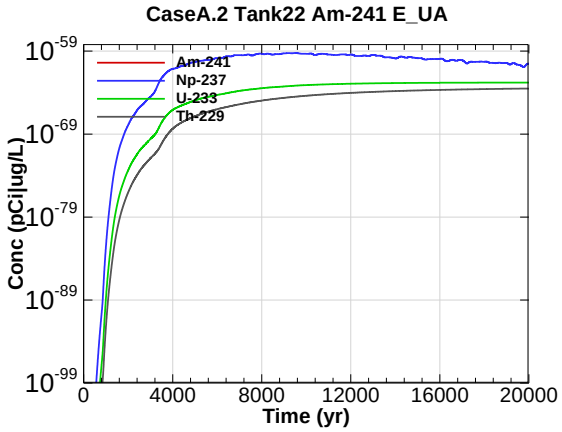

Figure R.14-5 - 100m Aquifer Concentration for CaseA.2 Tank22 Am-241 E_UA

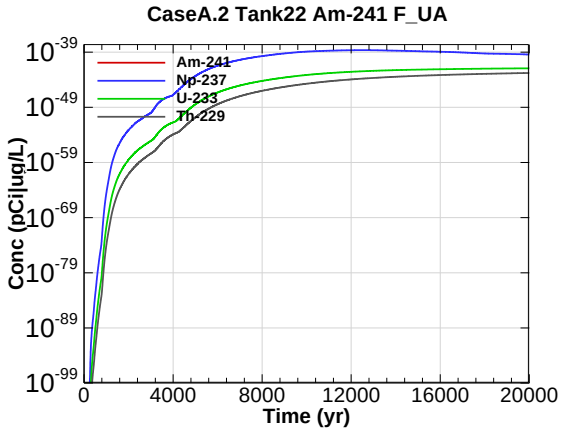

Figure R.14-6 - 100m Aquifer Concentration for CaseA.2 Tank22 Am-241 F_UA

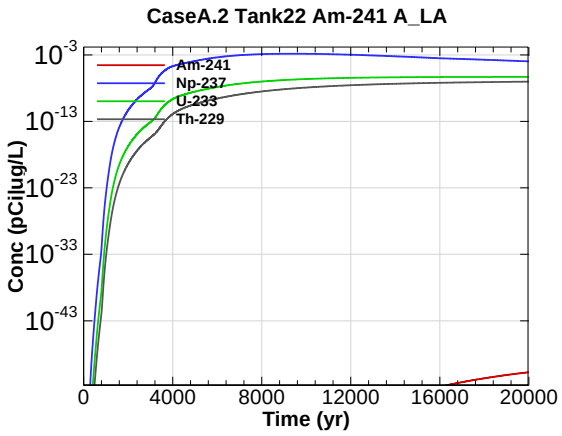

Figure R.14-7 - 100m Aquifer Concentration for CaseA.2 Tank22 Am-241 A_LA

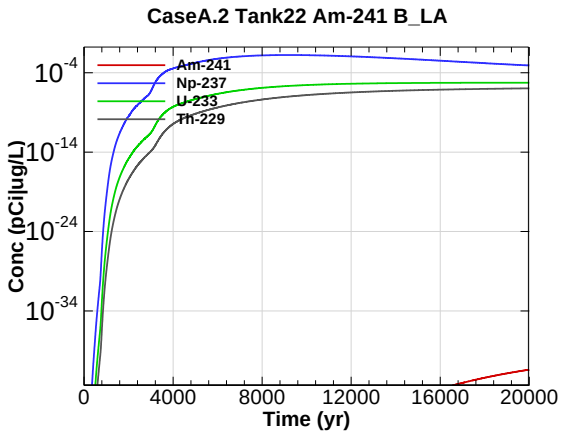

Figure R.14-8 - 100m Aquifer Concentration for CaseA.2 Tank22 Am-241 B_LA

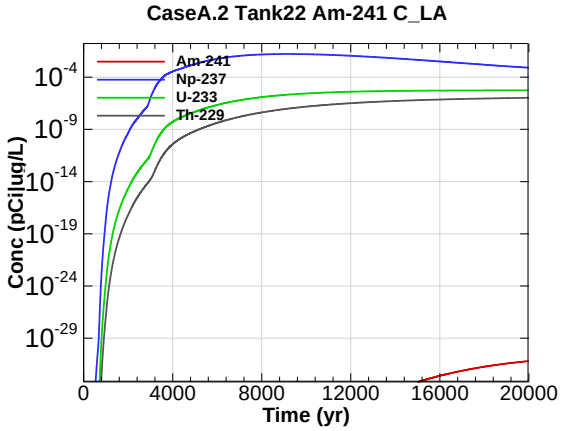

Figure R.14-9 - 100m Aquifer Concentration for CaseA.2 Tank22 Am-241 C_LA

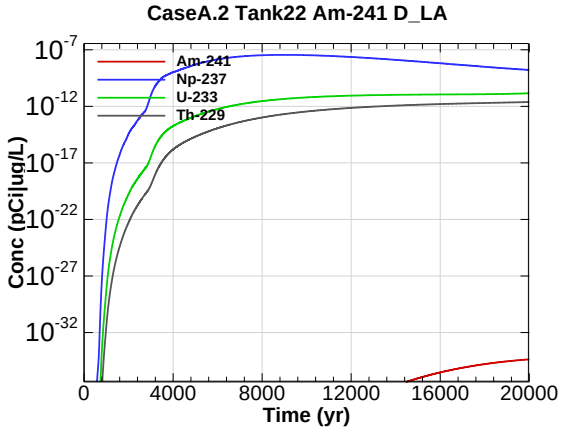

Figure R.14-10 - 100m Aquifer Concentration for CaseA.2 Tank22 Am-241 D_LA

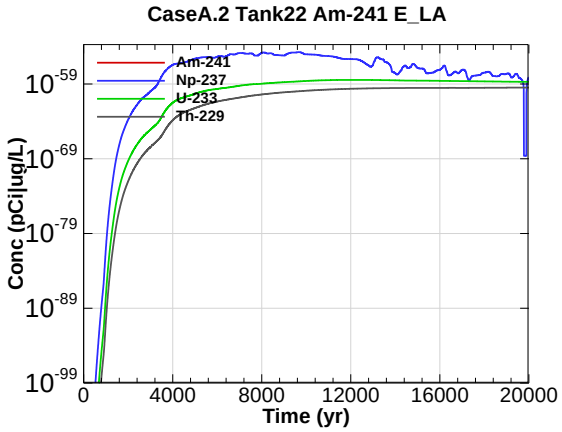

Figure R.14-11 - 100m Aquifer Concentration for CaseA.2 Tank22 Am-241 E_LA

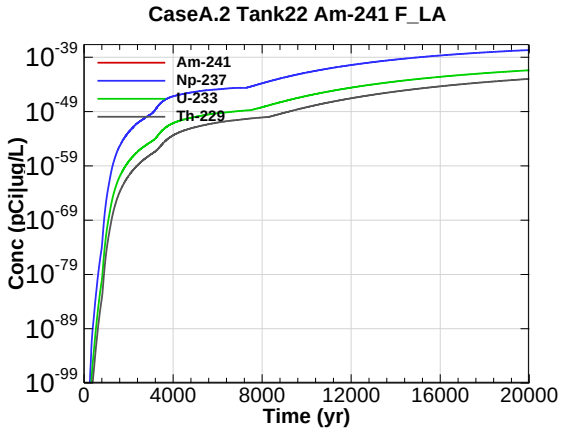

Figure R.14-12 - 100m Aquifer Concentration for CaseA.2 Tank22 Am-241 F_LA

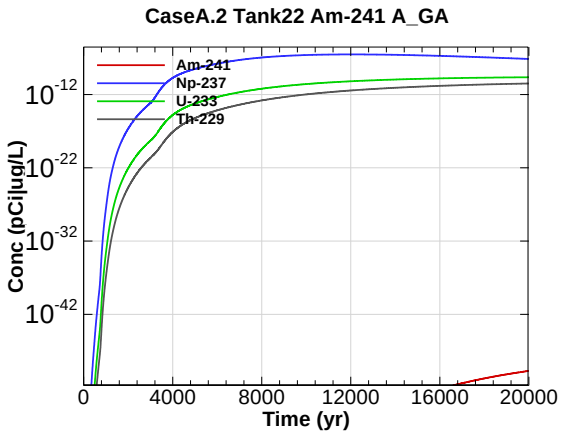

Figure R.14-13 - 100m Aquifer Concentration for CaseA.2 Tank22 Am-241 A_GA

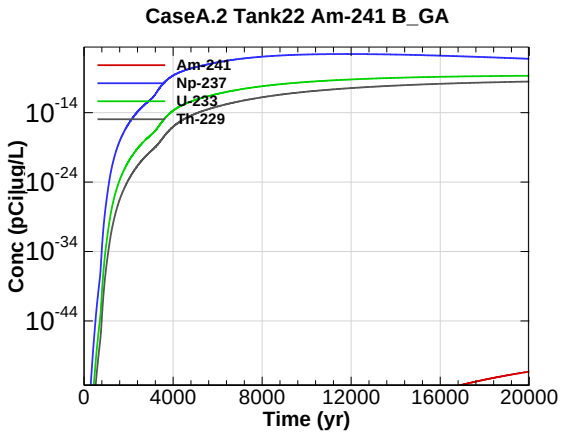

Figure R.14-14 - 100m Aquifer Concentration for CaseA.2 Tank22 Am-241 B_GA

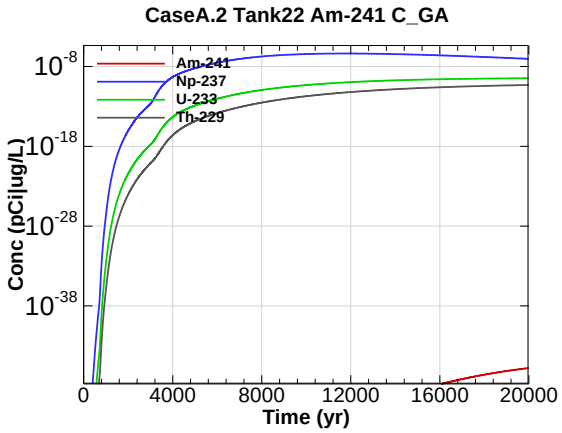

Figure R.14-15 - 100m Aquifer Concentration for CaseA.2 Tank22 Am-241 C_GA

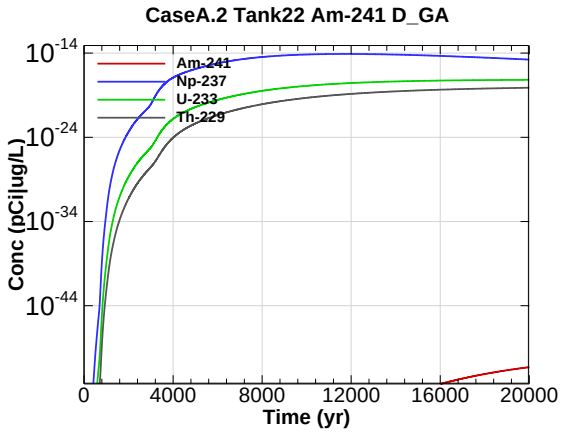

Figure R.14-16 - 100m Aquifer Concentration for CaseA.2 Tank22 Am-241 D_GA

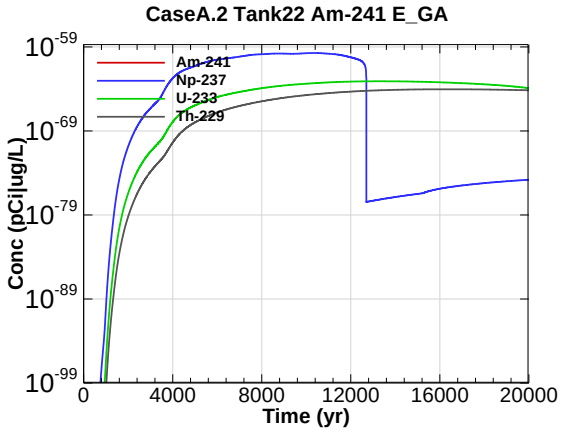

Figure R.14-17 - 100m Aquifer Concentration for CaseA.2 Tank22 Am-241 E_GA

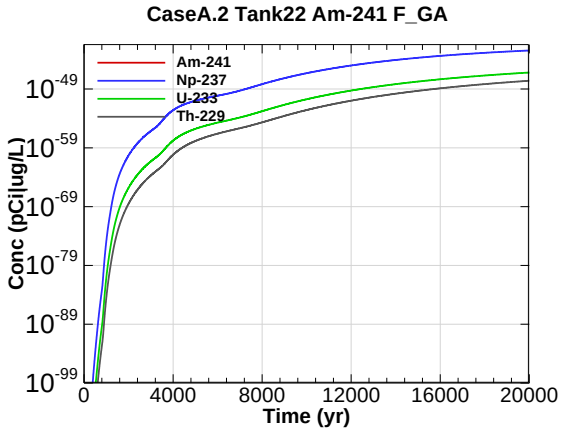

Figure R.14-18 - 100m Aquifer Concentration for CaseA.2 Tank22 Am-241 F_GA

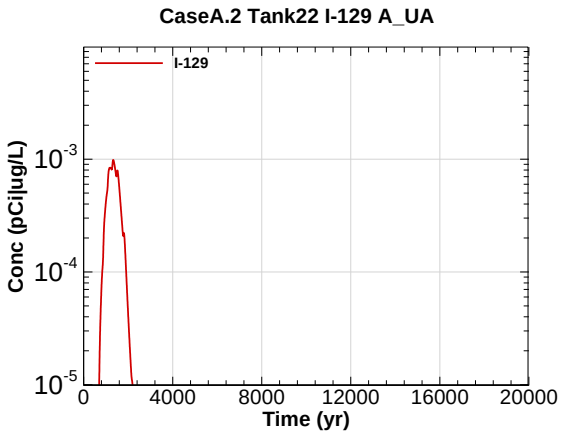

Figure R.14-19 - 100m Aquifer Concentration for CaseA.2 Tank22 I-129 A_UA

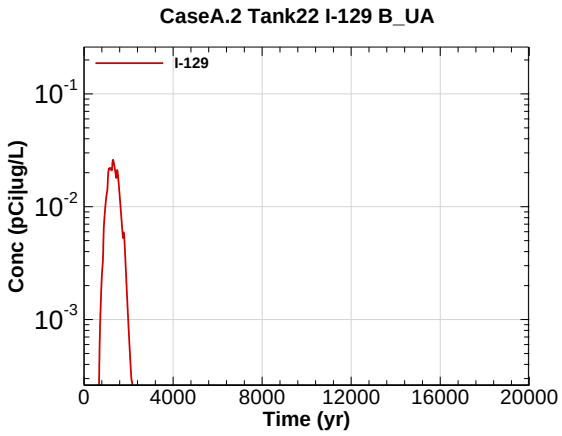

Figure R.14-20 - 100m Aquifer Concentration for CaseA.2 Tank22 I-129 B_UA

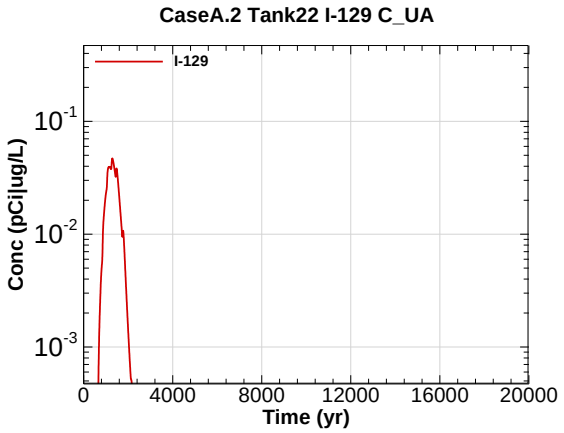

Figure R.14-21 - 100m Aquifer Concentration for CaseA.2 Tank22 I-129 C_UA

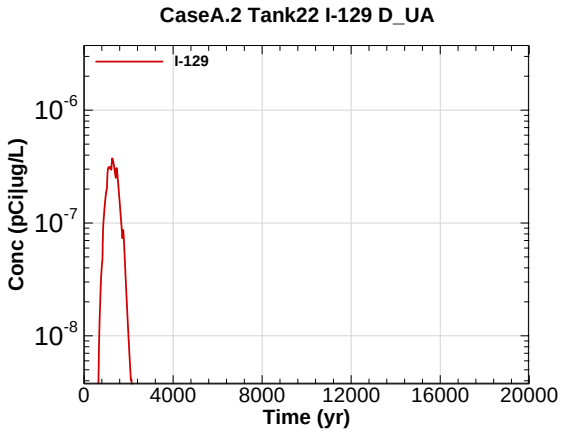

Figure R.14-22 - 100m Aquifer Concentration for CaseA.2 Tank22 I-129 D_UA

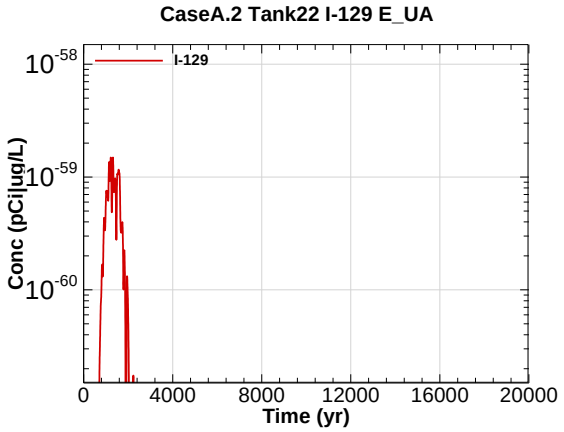

Figure R.14-23 - 100m Aquifer Concentration for CaseA.2 Tank22 I-129 E_UA

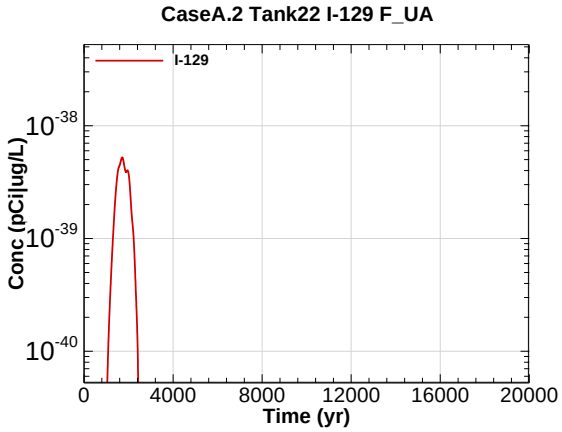

Figure R.14-24 - 100m Aquifer Concentration for CaseA.2 Tank22 I-129 F_UA

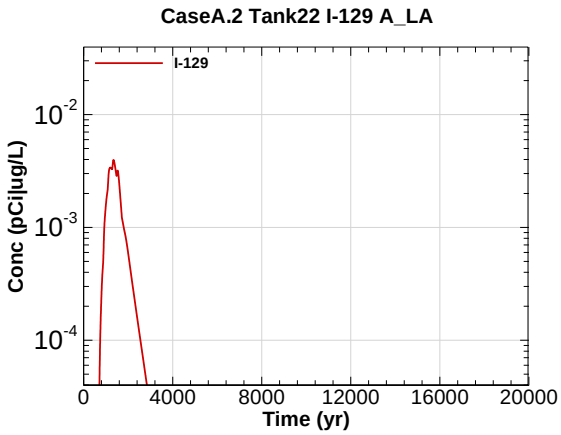

Figure R.14-25 - 100m Aquifer Concentration for CaseA.2 Tank22 I-129 A_LA

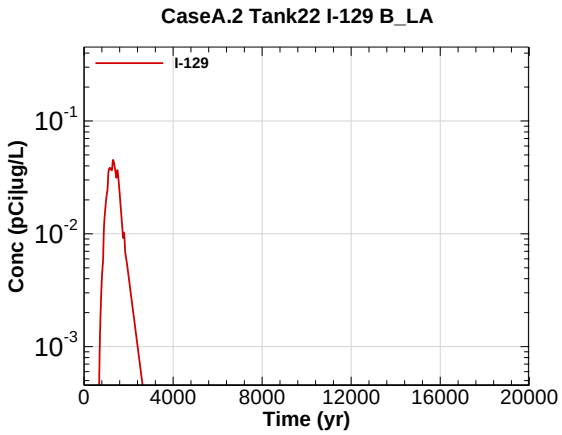

Figure R.14-26 - 100m Aquifer Concentration for CaseA.2 Tank22 I-129 B_LA

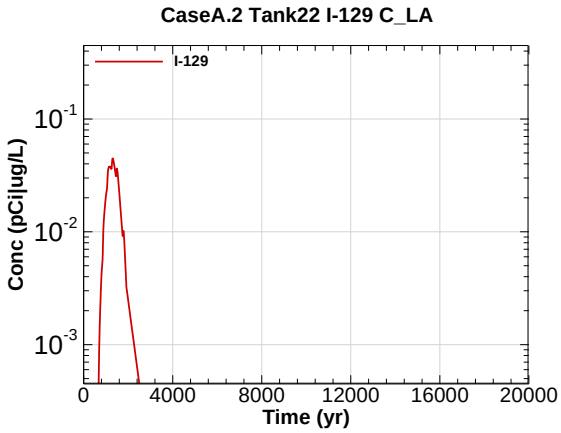

Figure R.14-27 - 100m Aquifer Concentration for CaseA.2 Tank22 I-129 C_LA

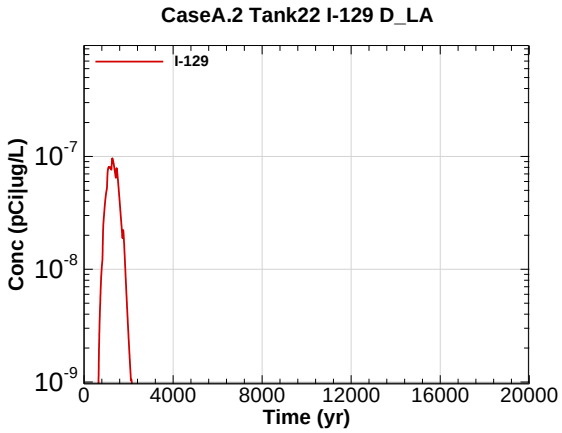

Figure R.14-28 - 100m Aquifer Concentration for CaseA.2 Tank22 I-129 D_LA

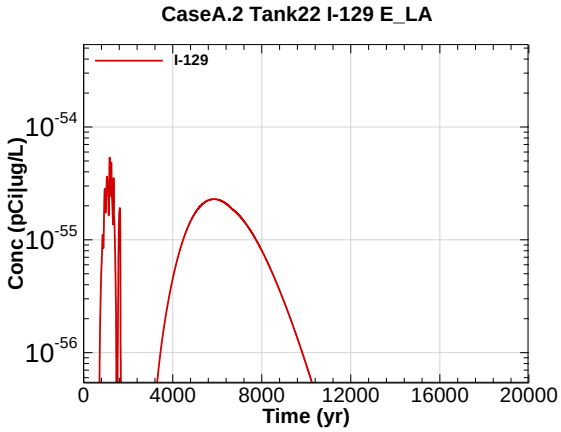

Figure R.14-29 - 100m Aquifer Concentration for CaseA.2 Tank22 I-129 E_LA

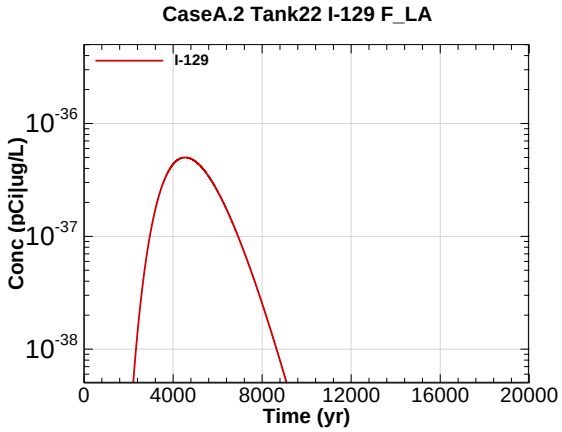

Figure R.14-30 - 100m Aquifer Concentration for CaseA.2 Tank22 I-129 F_LA

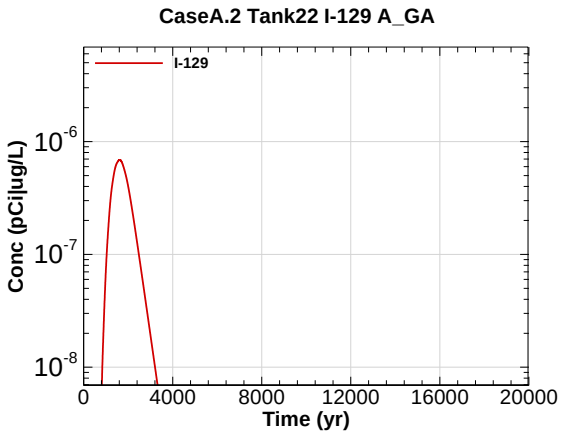

Figure R.14-31 - 100m Aquifer Concentration for CaseA.2 Tank22 I-129 A_GA

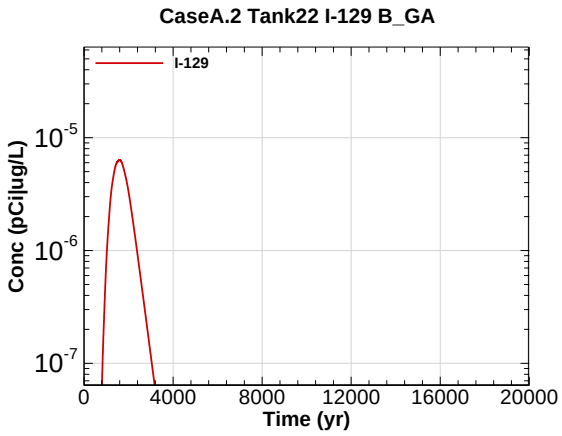

Figure R.14-32 - 100m Aquifer Concentration for CaseA.2 Tank22 I-129 B_GA

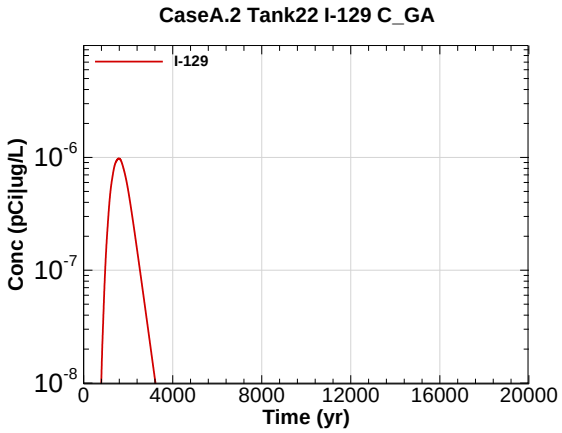

Figure R.14-33 - 100m Aquifer Concentration for CaseA.2 Tank22 I-129 C_GA

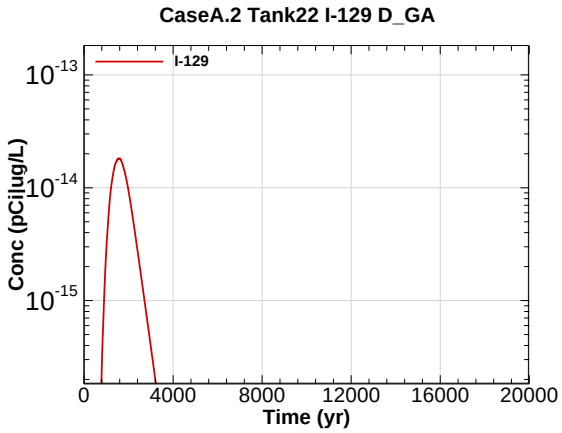

Figure R.14-34 - 100m Aquifer Concentration for CaseA.2 Tank22 I-129 D_GA

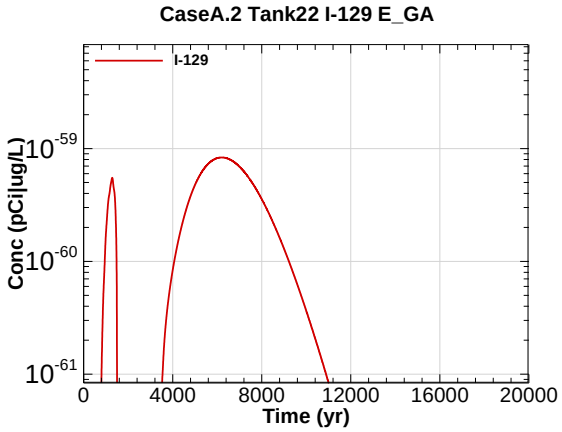

Figure R.14-35 - 100m Aquifer Concentration for CaseA.2 Tank22 I-129 E_GA

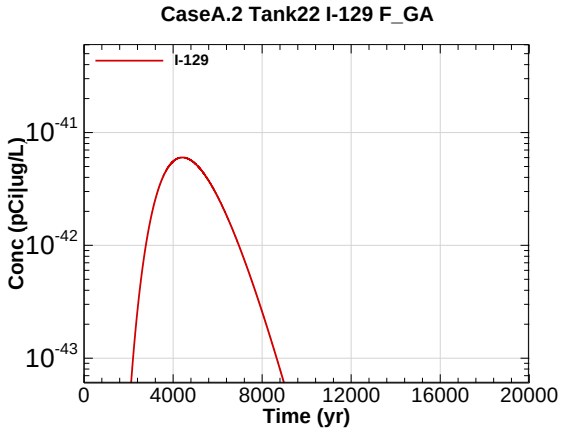

Figure R.14-36 - 100m Aquifer Concentration for CaseA.2 Tank22 I-129 F_GA

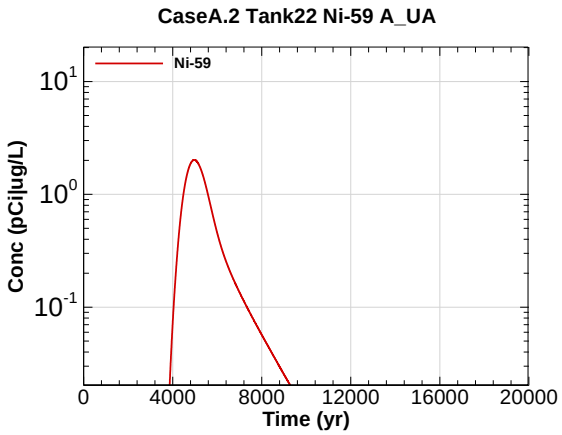

Figure R.14-37 - 100m Aquifer Concentration for CaseA.2 Tank22 Ni-59 A_UA

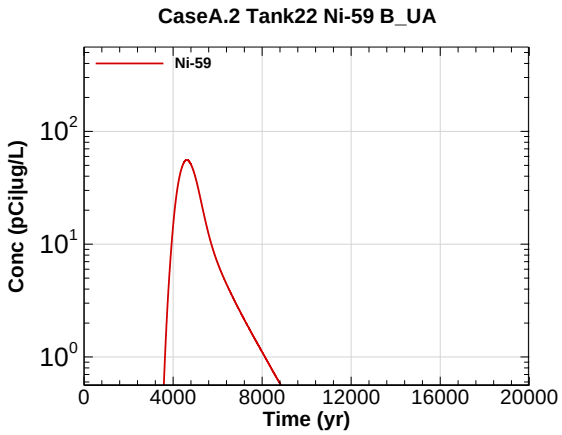

Figure R.14-38 - 100m Aquifer Concentration for CaseA.2 Tank22 Ni-59 B_UA

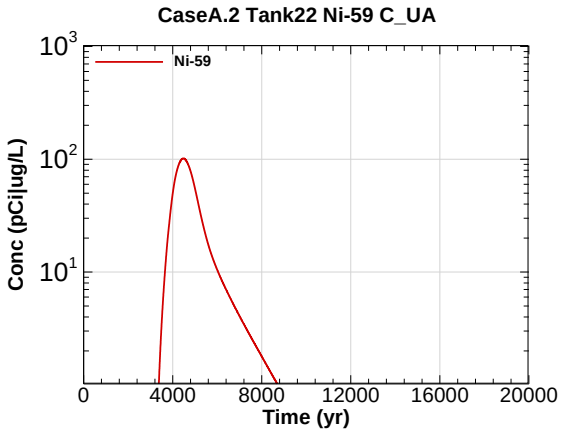

Figure R.14-39 - 100m Aquifer Concentration for CaseA.2 Tank22 Ni-59 C_UA

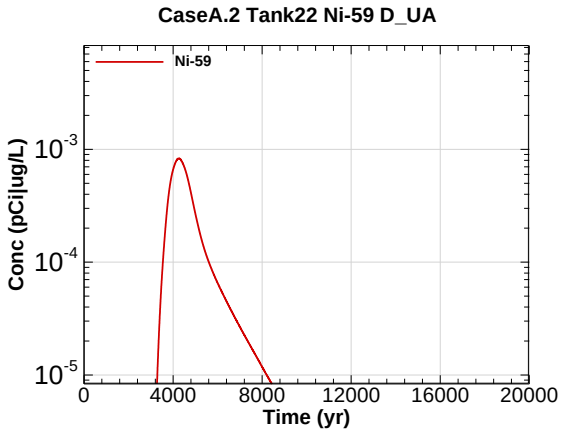

Figure R.14-40 - 100m Aquifer Concentration for CaseA.2 Tank22 Ni-59 D_UA

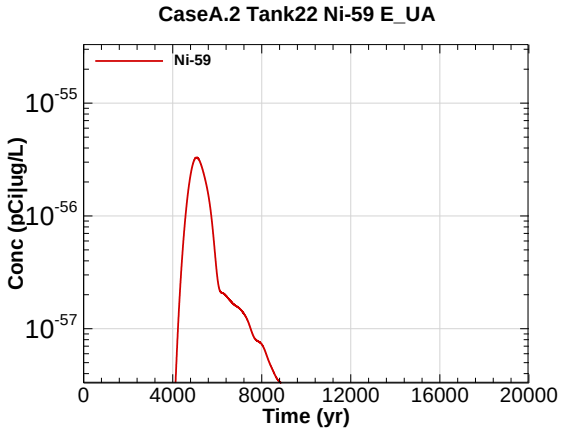

Figure R.14-41 - 100m Aquifer Concentration for CaseA.2 Tank22 Ni-59 E_UA

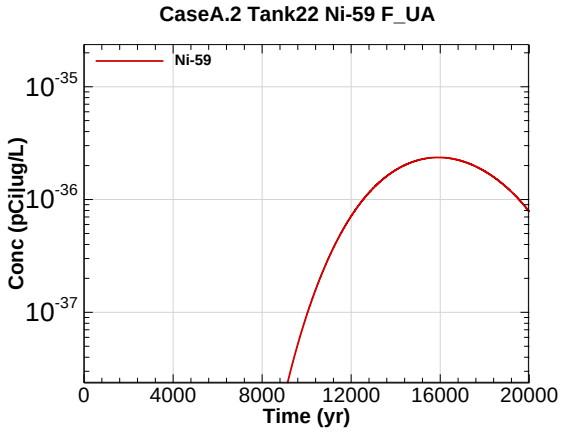

Figure R.14-42 - 100m Aquifer Concentration for CaseA.2 Tank22 Ni-59 F_UA

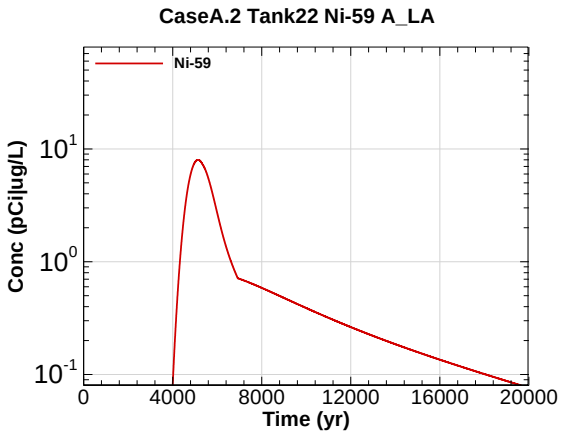

Figure R.14-43 - 100m Aquifer Concentration for CaseA.2 Tank22 Ni-59 A_LA

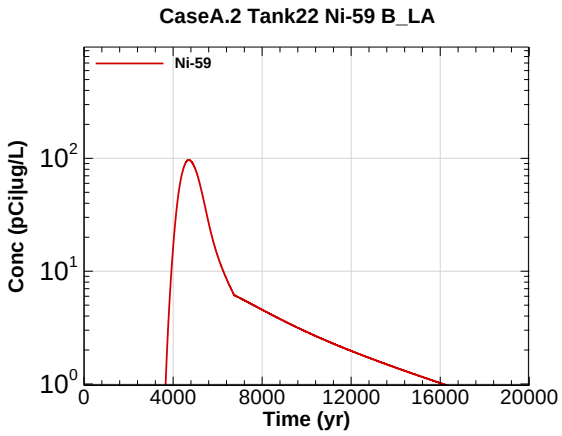

Figure R.14-44 - 100m Aquifer Concentration for CaseA.2 Tank22 Ni-59 B_LA

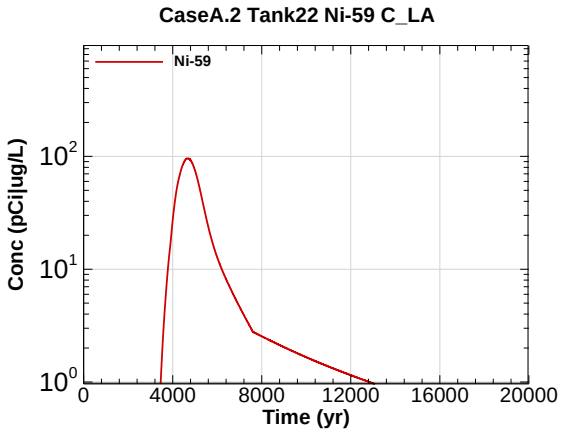

Figure R.14-45 - 100m Aquifer Concentration for CaseA.2 Tank22 Ni-59 C_LA

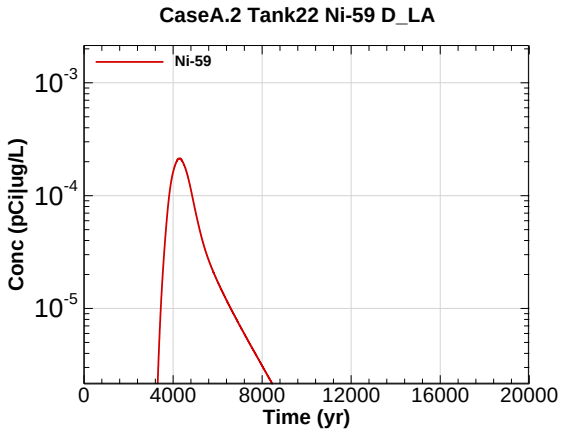

Figure R.14-46 - 100m Aquifer Concentration for CaseA.2 Tank22 Ni-59 D_LA

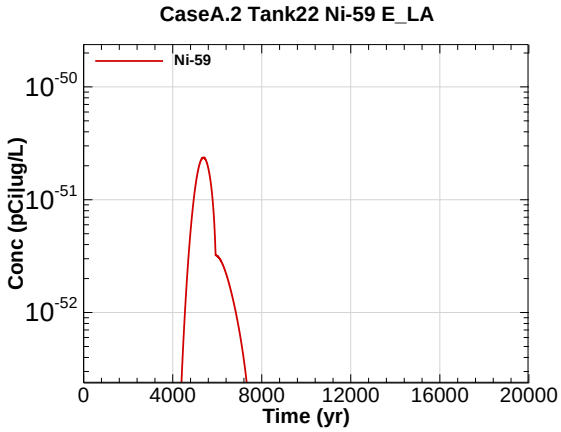

Figure R.14-47 - 100m Aquifer Concentration for CaseA.2 Tank22 Ni-59 E_LA

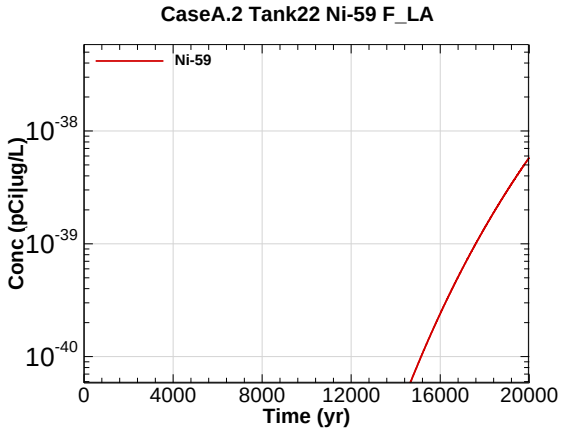

Figure R.14-48 - 100m Aquifer Concentration for CaseA.2 Tank22 Ni-59 F_LA

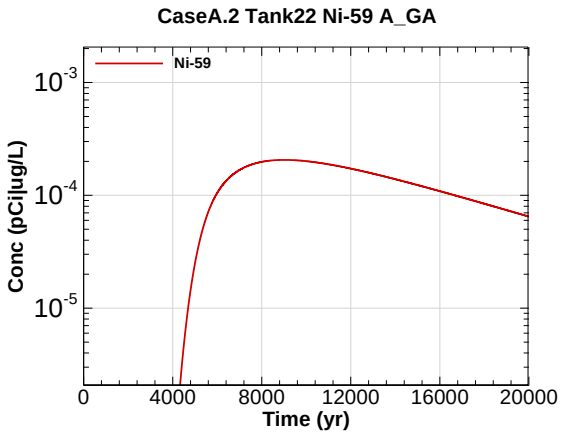

Figure R.14-49 - 100m Aquifer Concentration for CaseA.2 Tank22 Ni-59 A_GA

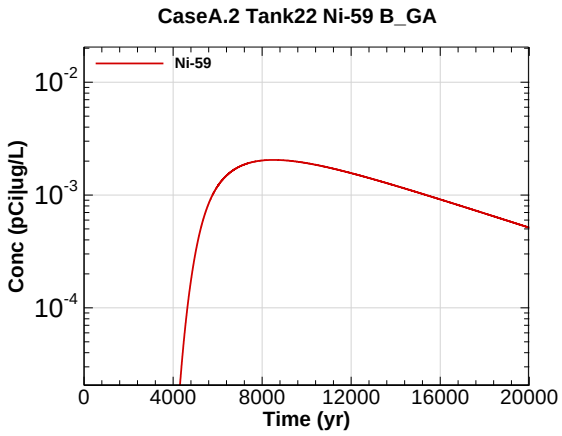

Figure R.14-50 - 100m Aquifer Concentration for CaseA.2 Tank22 Ni-59 B_GA

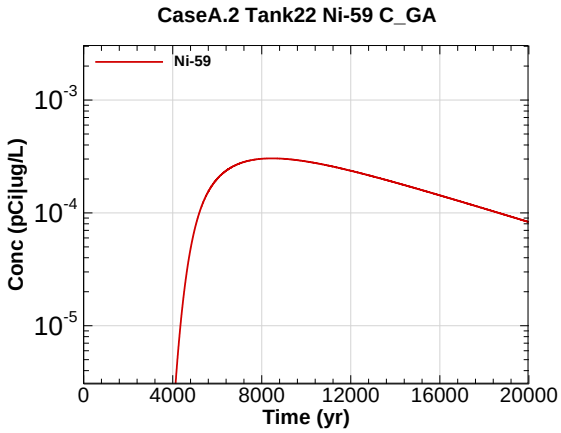

Figure R.14-51 - 100m Aquifer Concentration for CaseA.2 Tank22 Ni-59 C_GA

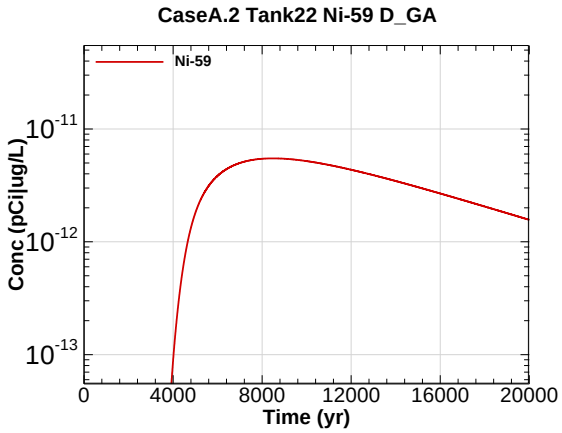

Figure R.14-52 - 100m Aquifer Concentration for CaseA.2 Tank22 Ni-59 D_GA

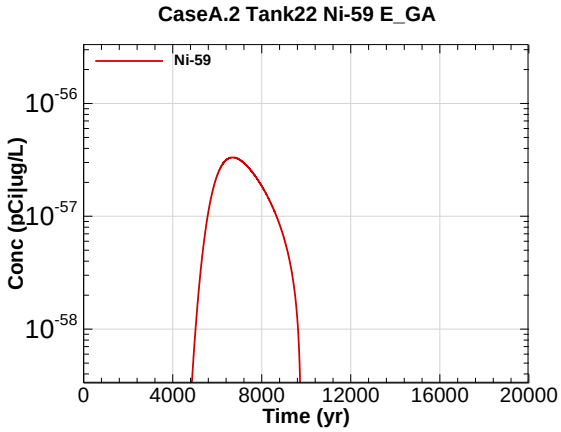

Figure R.14-53 - 100m Aquifer Concentration for CaseA.2 Tank22 Ni-59 E_GA

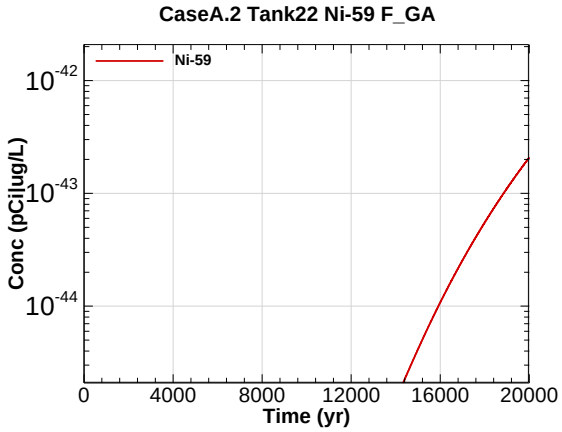

Figure R.14-54 - 100m Aquifer Concentration for CaseA.2 Tank22 Ni-59 F_GA

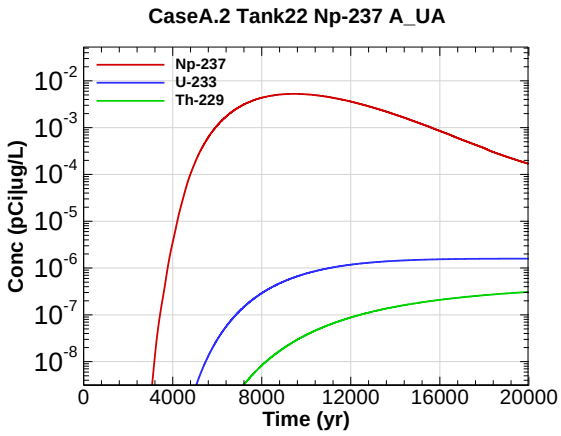

Figure R.14-55 - 100m Aquifer Concentration for CaseA.2 Tank22 Np-237 A_UA

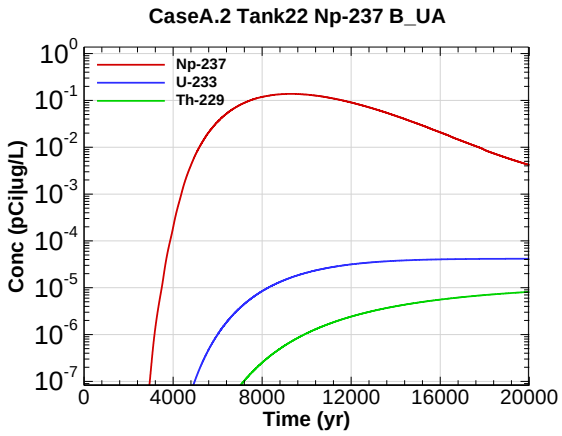

Figure R.14-56 - 100m Aquifer Concentration for CaseA.2 Tank22 Np-237 B_UA

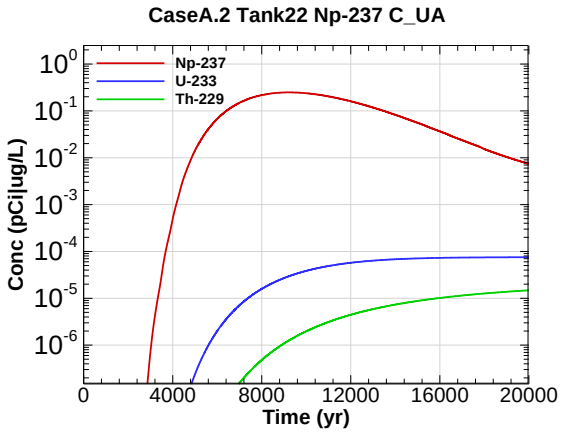

Figure R.14-57 - 100m Aquifer Concentration for CaseA.2 Tank22 Np-237 C_UA

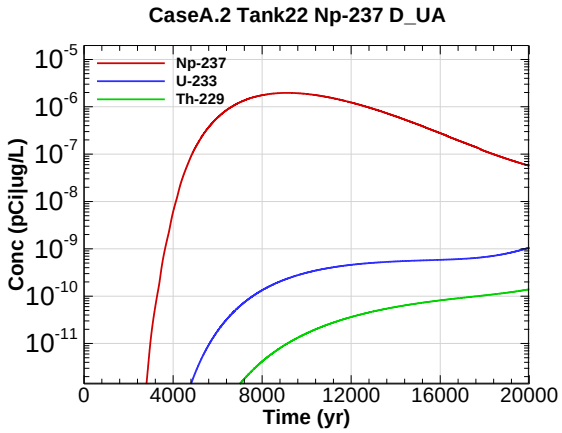

Figure R.14-58 - 100m Aquifer Concentration for CaseA.2 Tank22 Np-237 D_UA

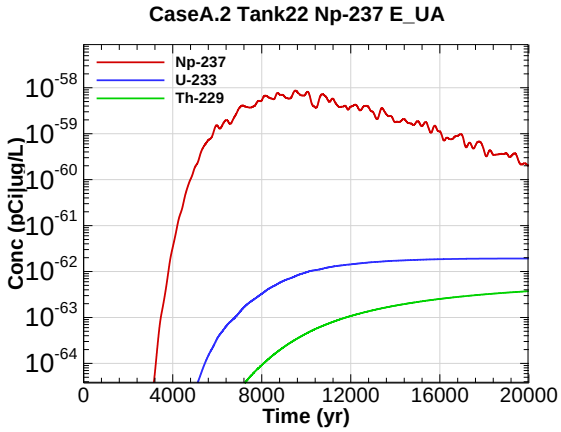

Figure R.14-59 - 100m Aquifer Concentration for CaseA.2 Tank22 Np-237 E_UA

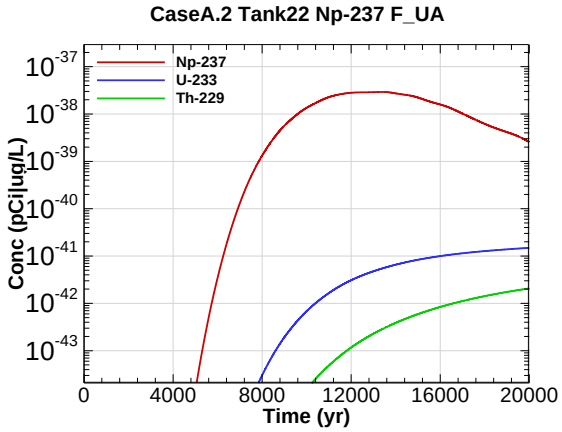

Figure R.14-60 - 100m Aquifer Concentration for CaseA.2 Tank22 Np-237 F_UA

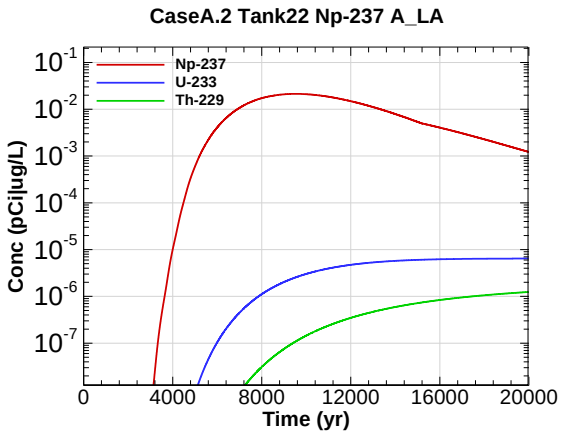

Figure R.14-61 - 100m Aquifer Concentration for CaseA.2 Tank22 Np-237 A_LA

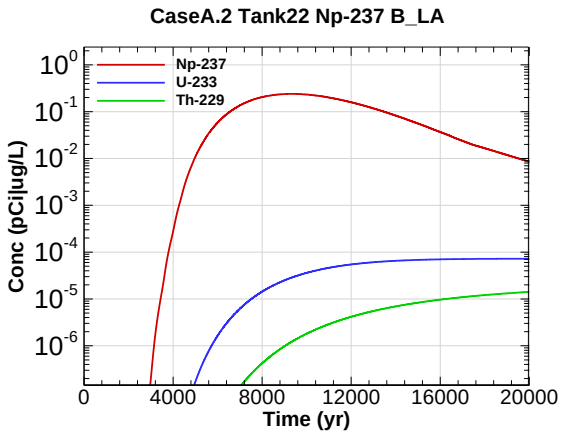

Figure R.14-62 - 100m Aquifer Concentration for CaseA.2 Tank22 Np-237 B_LA

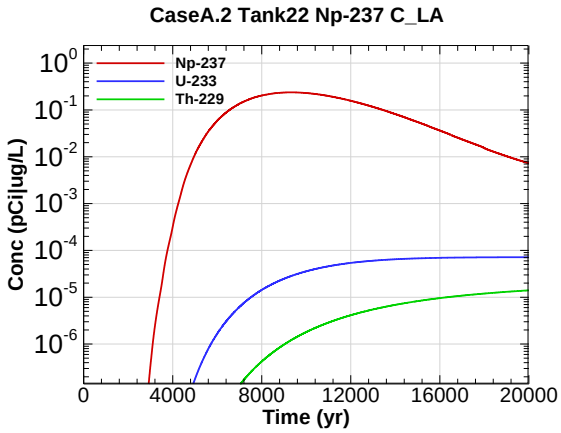

Figure R.14-63 - 100m Aquifer Concentration for CaseA.2 Tank22 Np-237 C_LA

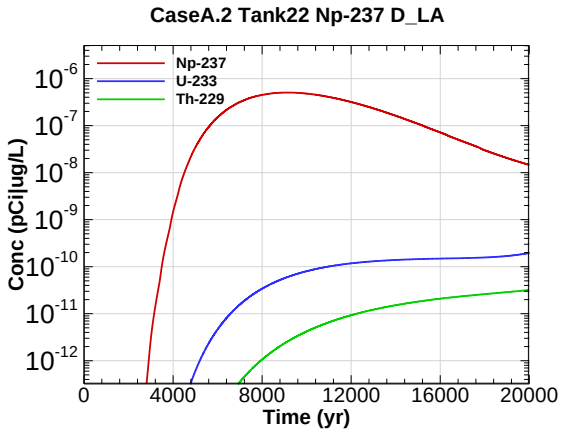

Figure R.14-64 - 100m Aquifer Concentration for CaseA.2 Tank22 Np-237 D_LA

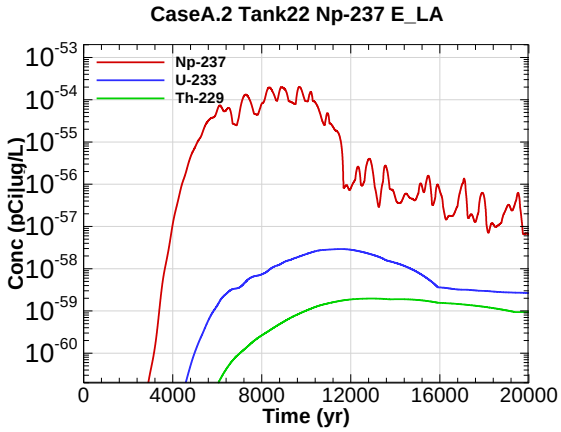

Figure R.14-65 - 100m Aquifer Concentration for CaseA.2 Tank22 Np-237 E_LA

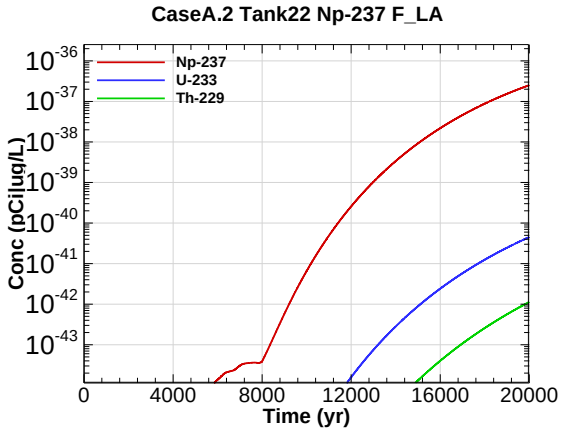

Figure R.14-66 - 100m Aquifer Concentration for CaseA.2 Tank22 Np-237 F_LA

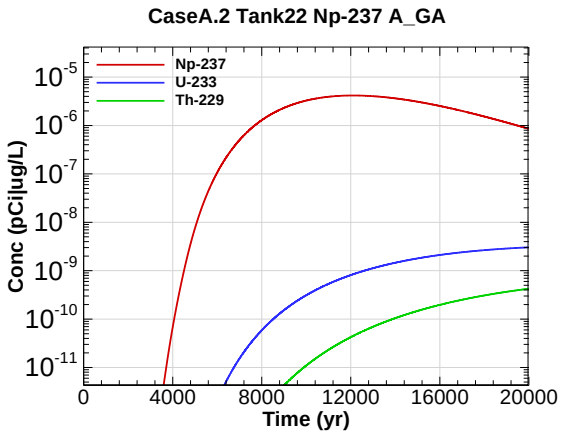

Figure R.14-67 - 100m Aquifer Concentration for CaseA.2 Tank22 Np-237 A_GA

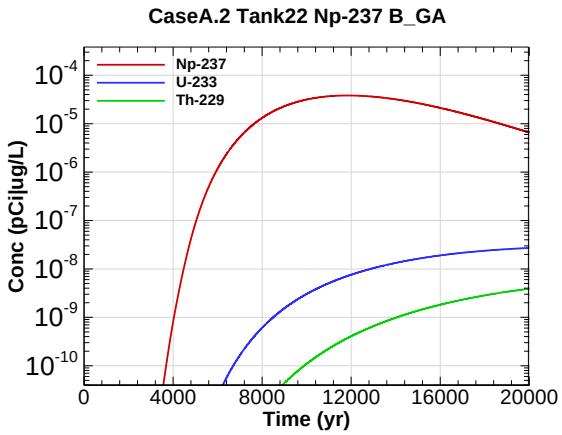

Figure R.14-68 - 100m Aquifer Concentration for CaseA.2 Tank22 Np-237 B_GA

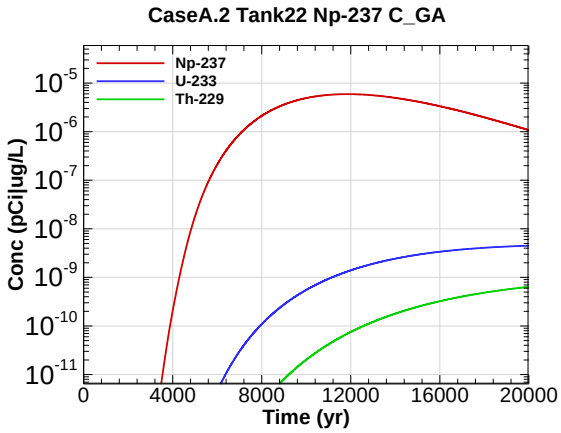

Figure R.14-69 - 100m Aquifer Concentration for CaseA.2 Tank22 Np-237 C_GA

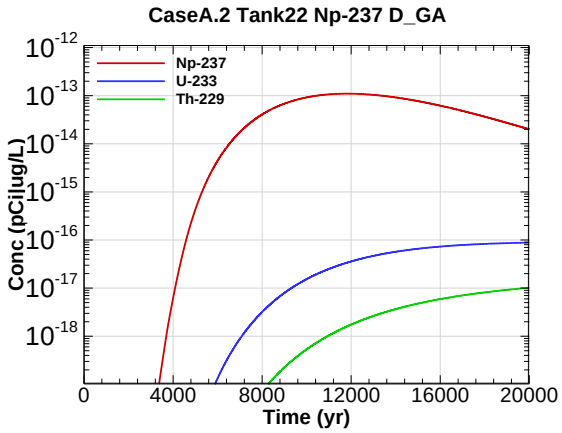

Figure R.14-70 - 100m Aquifer Concentration for CaseA.2 Tank22 Np-237 D_GA

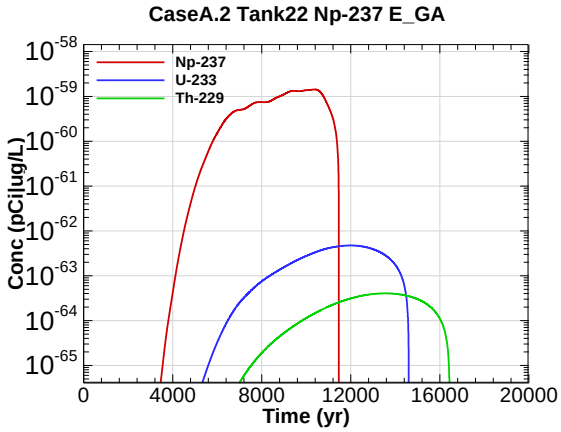

Figure R.14-71 - 100m Aquifer Concentration for CaseA.2 Tank22 Np-237 E_GA

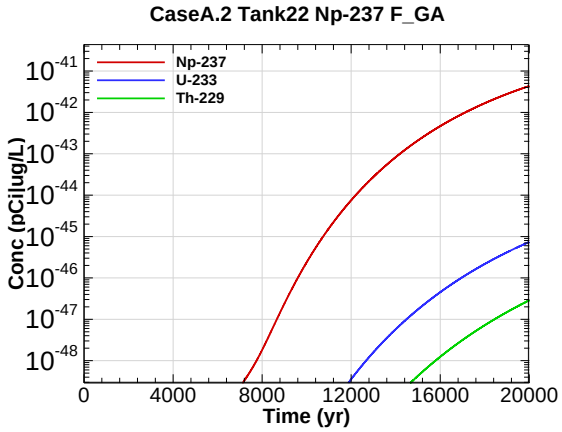

Figure R.14-72 - 100m Aquifer Concentration for CaseA.2 Tank22 Np-237 F_GA

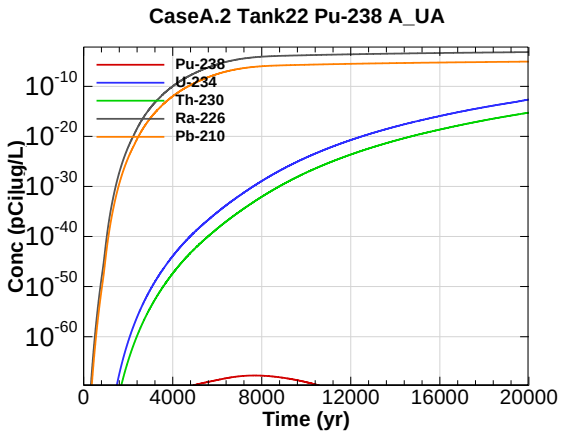

Figure R.14-73 - 100m Aquifer Concentration for CaseA.2 Tank22 Pu-238 A_UA

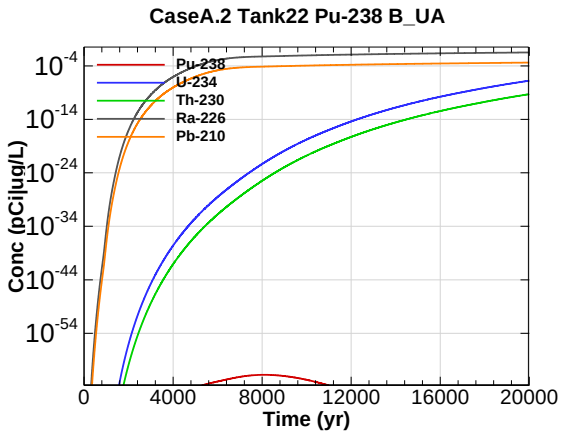

Figure R.14-74 - 100m Aquifer Concentration for CaseA.2 Tank22 Pu-238 B_UA

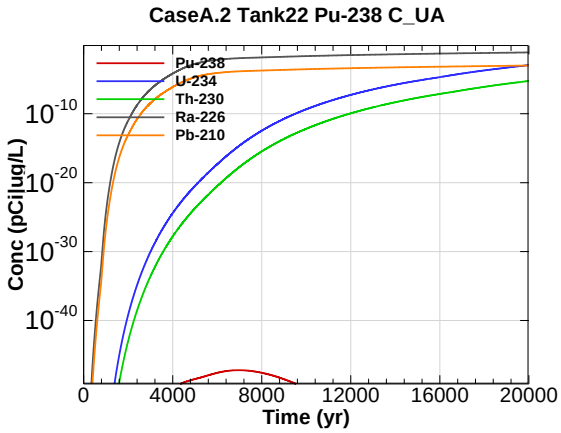

Figure R.14-75 - 100m Aquifer Concentration for CaseA.2 Tank22 Pu-238 C_UA

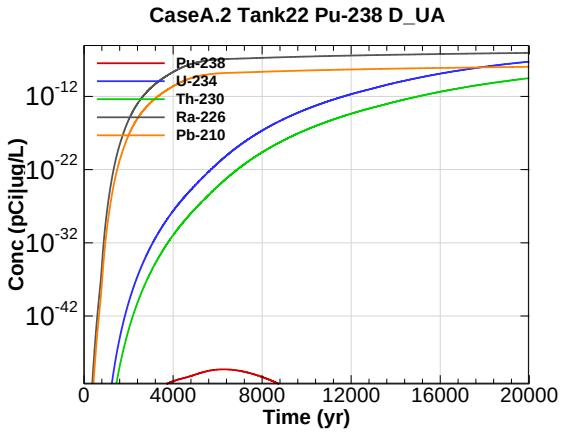

Figure R.14-76 - 100m Aquifer Concentration for CaseA.2 Tank22 Pu-238 D_UA

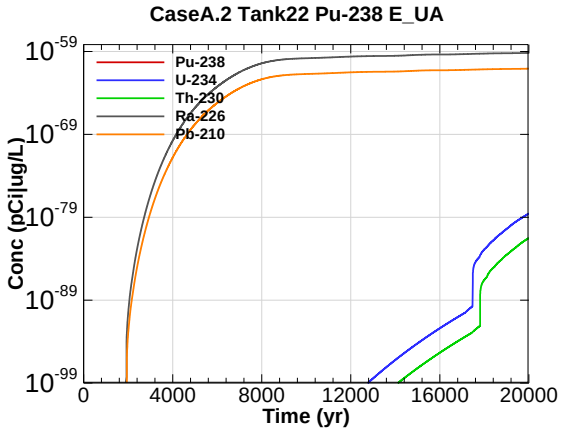

Figure R.14-77 - 100m Aquifer Concentration for CaseA.2 Tank22 Pu-238 E_UA

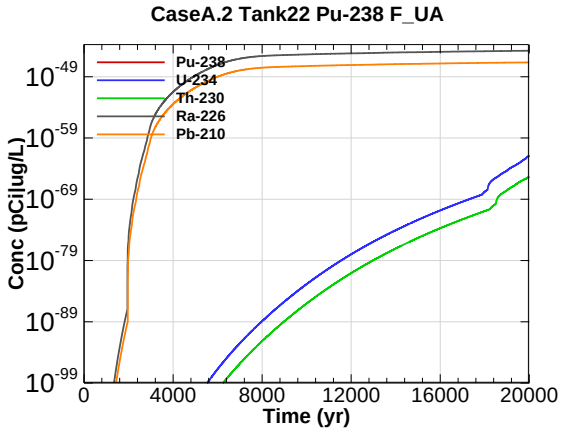

Figure R.14-78 - 100m Aquifer Concentration for CaseA.2 Tank22 Pu-238 F_UA

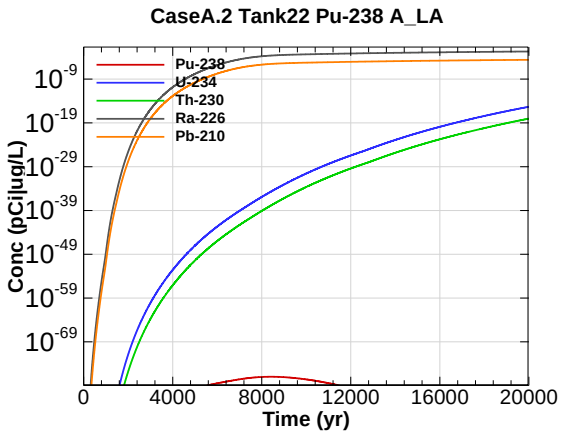

Figure R.14-79 - 100m Aquifer Concentration for CaseA.2 Tank22 Pu-238 A_LA

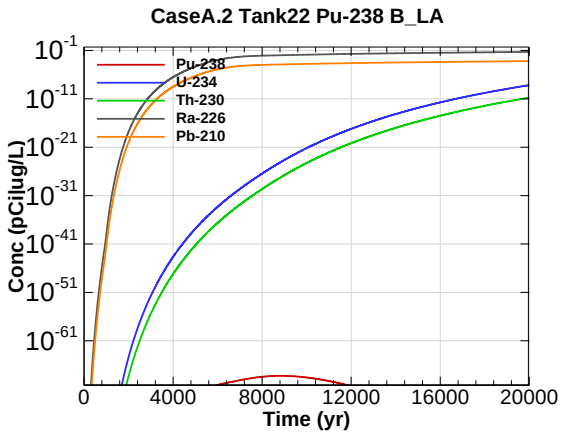

Figure R.14-80 - 100m Aquifer Concentration for CaseA.2 Tank22 Pu-238 B_LA

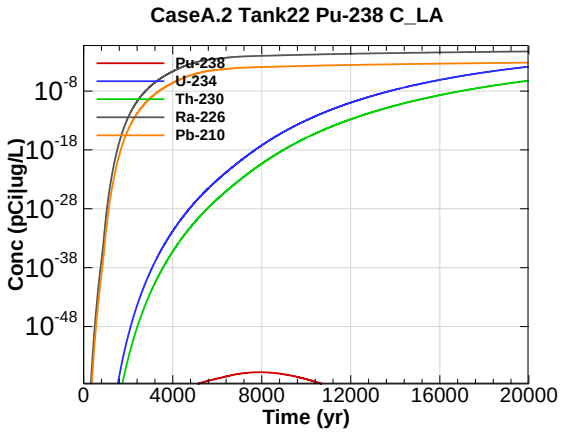

Figure R.14-81 - 100m Aquifer Concentration for CaseA.2 Tank22 Pu-238 C_LA

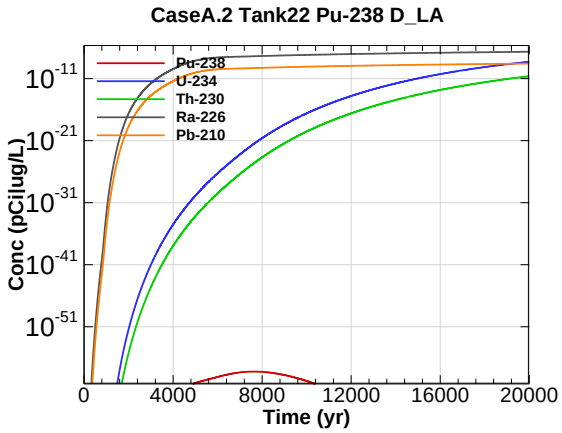

Figure R.14-82 - 100m Aquifer Concentration for CaseA.2 Tank22 Pu-238 D_LA

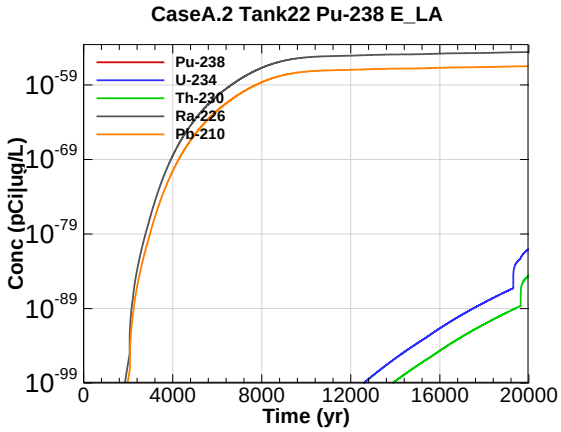

Figure R.14-83 - 100m Aquifer Concentration for CaseA.2 Tank22 Pu-238 E_LA

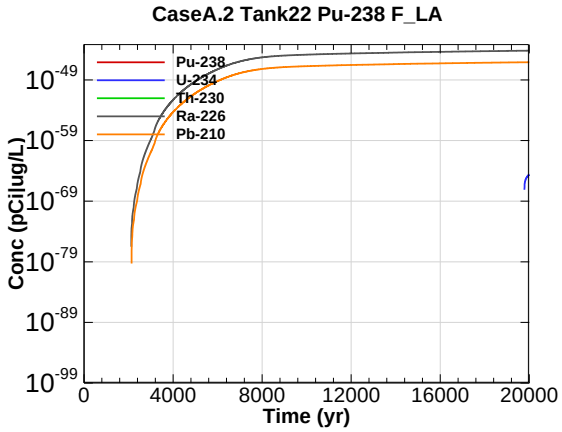

Figure R.14-84 - 100m Aquifer Concentration for CaseA.2 Tank22 Pu-238 F_LA

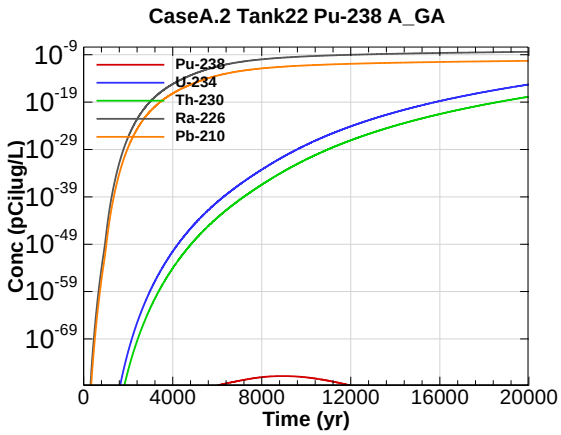

Figure R.14-85 - 100m Aquifer Concentration for CaseA.2 Tank22 Pu-238 A_GA

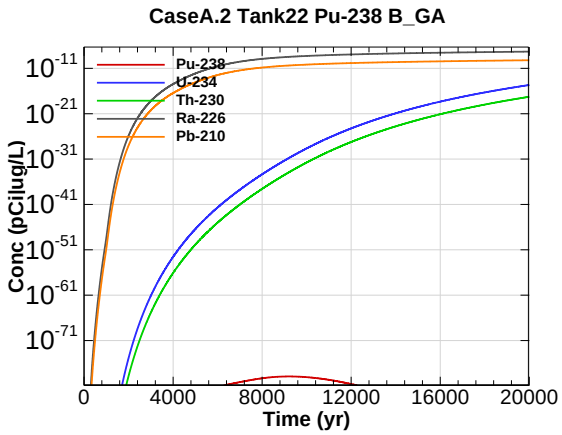

Figure R.14-86 - 100m Aquifer Concentration for CaseA.2 Tank22 Pu-238 B_GA

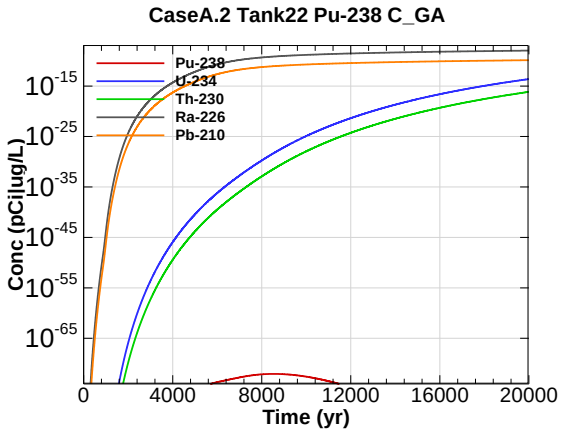

Figure R.14-87 - 100m Aquifer Concentration for CaseA.2 Tank22 Pu-238 C_GA

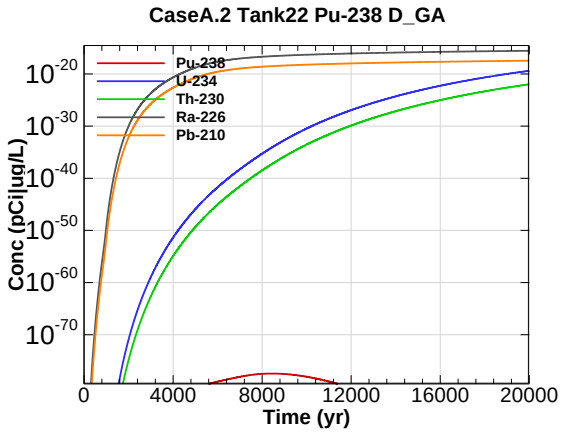

Figure R.14-88 - 100m Aquifer Concentration for CaseA.2 Tank22 Pu-238 D_GA

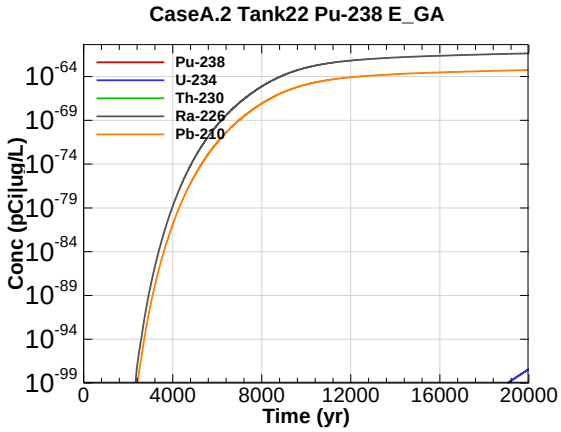

Figure R.14-89 - 100m Aquifer Concentration for CaseA.2 Tank22 Pu-238 E_GA

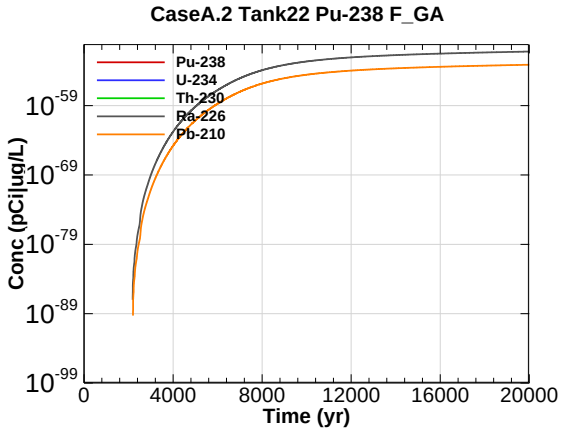

Figure R.14-90 - 100m Aquifer Concentration for CaseA.2 Tank22 Pu-238 F_GA

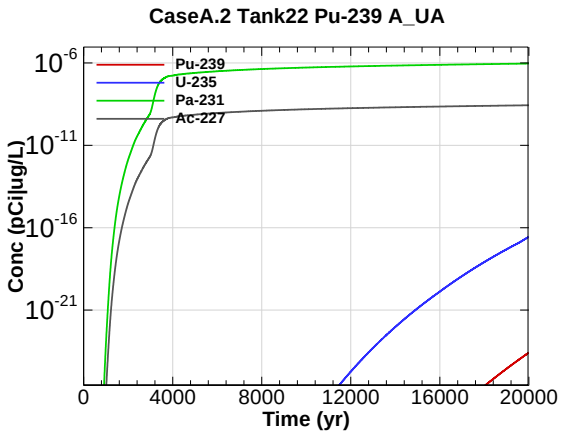

Figure R.14-91 - 100m Aquifer Concentration for CaseA.2 Tank22 Pu-239 A_UA

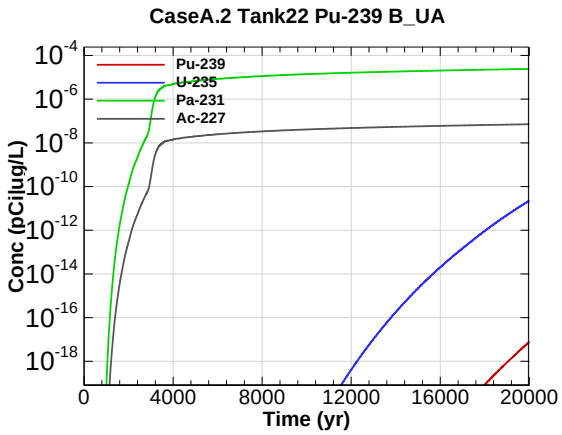

Figure R.14-92 - 100m Aquifer Concentration for CaseA.2 Tank22 Pu-239 B_UA

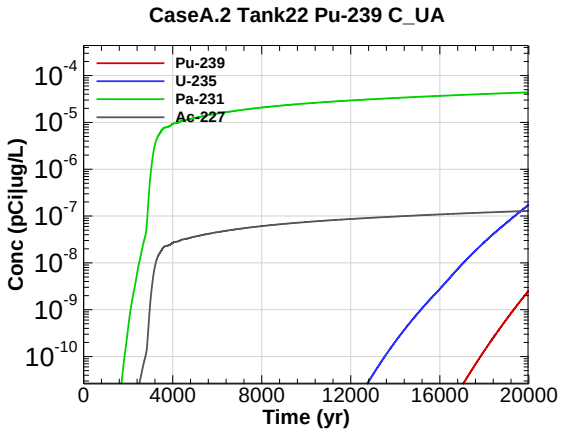

Figure R.14-93 - 100m Aquifer Concentration for CaseA.2 Tank22 Pu-239 C_UA

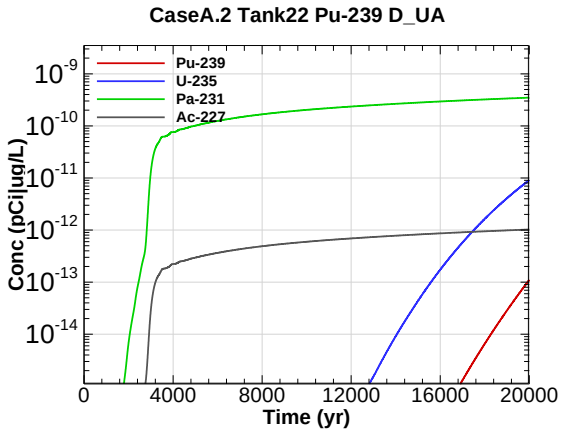

Figure R.14-94 - 100m Aquifer Concentration for CaseA.2 Tank22 Pu-239 D_UA

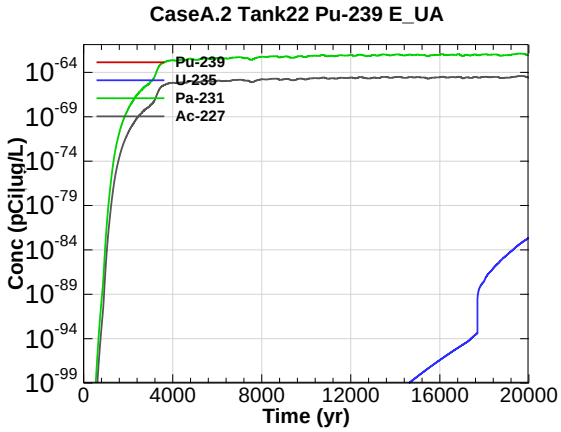

Figure R.14-95 - 100m Aquifer Concentration for CaseA.2 Tank22 Pu-239 E_UA

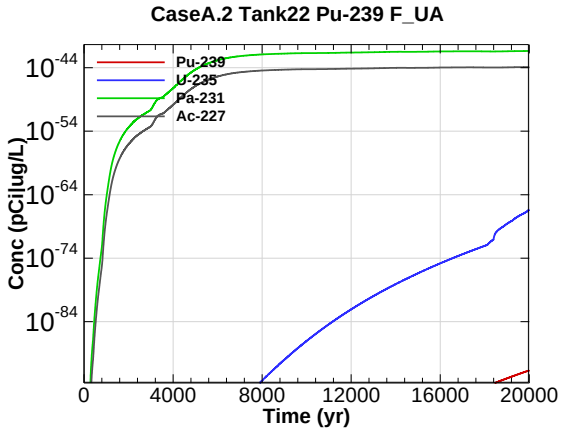

Figure R.14-96 - 100m Aquifer Concentration for CaseA.2 Tank22 Pu-239 F_UA

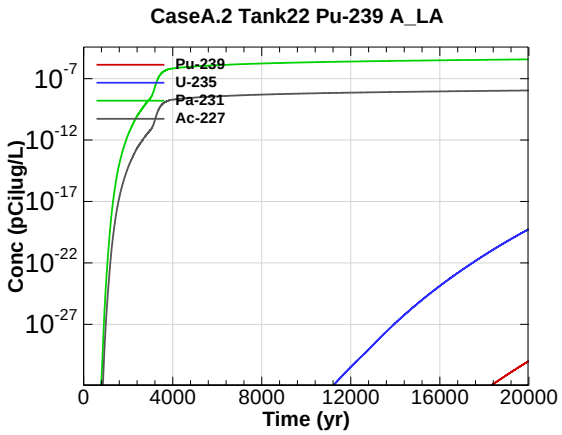

Figure R.14-97 - 100m Aquifer Concentration for CaseA.2 Tank22 Pu-239 A_LA

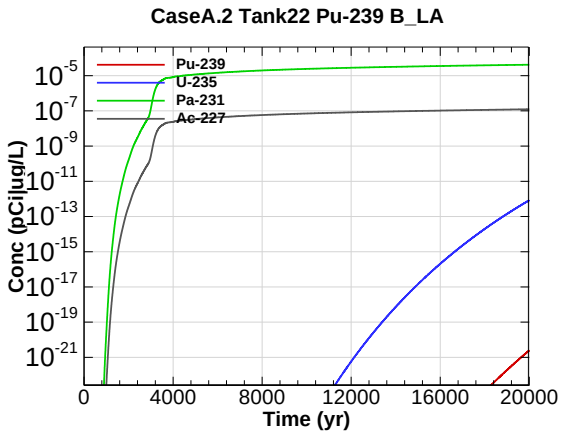

Figure R.14-98 - 100m Aquifer Concentration for CaseA.2 Tank22 Pu-239 B_LA

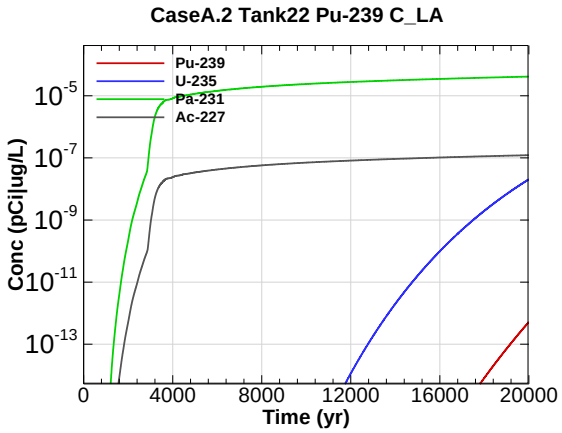

Figure R.14-99 - 100m Aquifer Concentration for CaseA.2 Tank22 Pu-239 C_LA

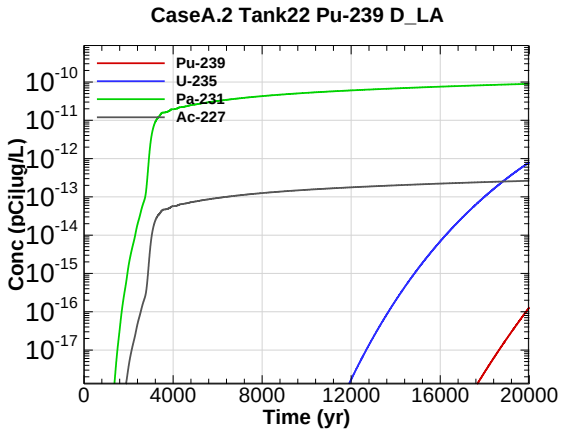

Figure R.14-100 - 100m Aquifer Concentration for CaseA.2 Tank22 Pu-239 D_LA

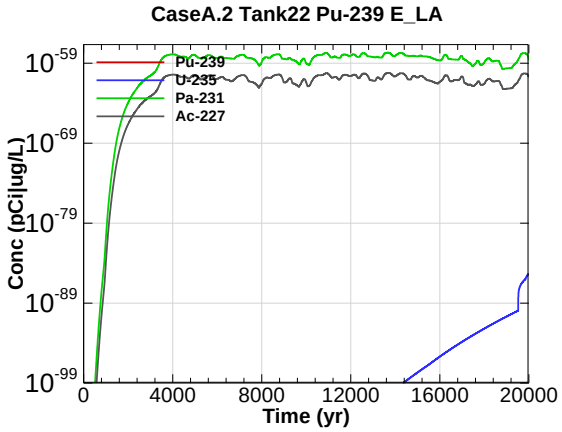

Figure R.14-101 - 100m Aquifer Concentration for CaseA.2 Tank22 Pu-239 E_LA

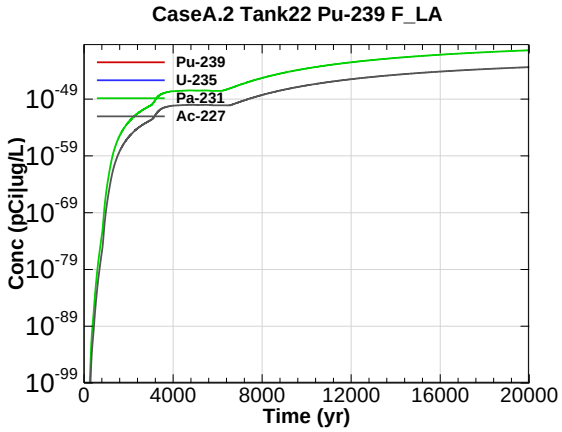

Figure R.14-102 - 100m Aquifer Concentration for CaseA.2 Tank22 Pu-239 F_LA

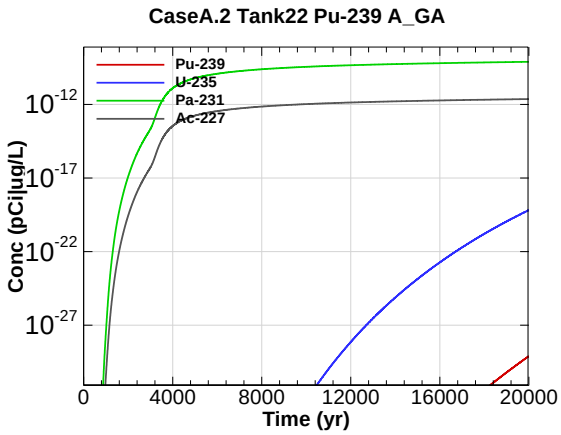

Figure R.14-103 - 100m Aquifer Concentration for CaseA.2 Tank22 Pu-239 A_GA

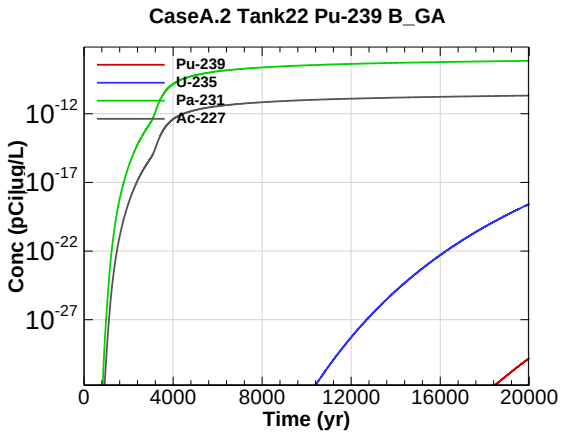

Figure R.14-104 - 100m Aquifer Concentration for CaseA.2 Tank22 Pu-239 B_GA

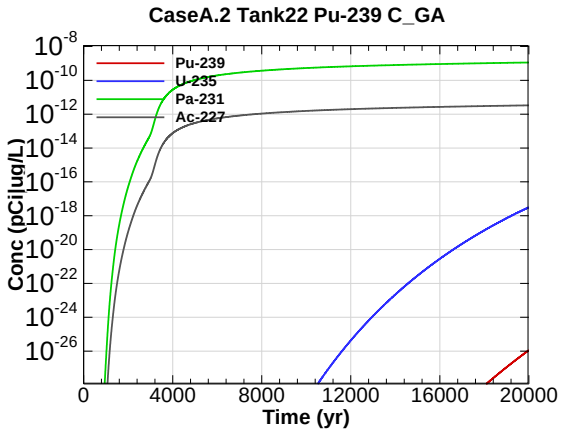

Figure R.14-105 - 100m Aquifer Concentration for CaseA.2 Tank22 Pu-239 C_GA

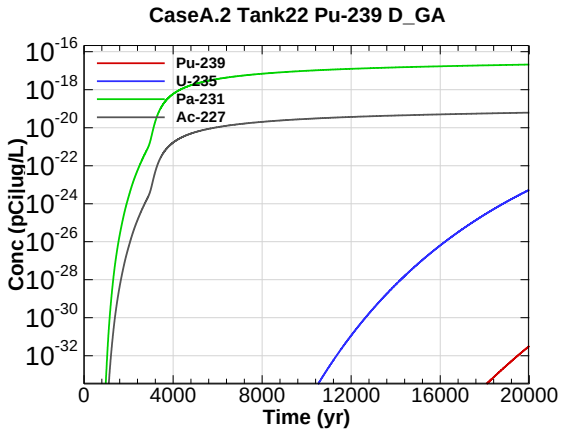

Figure R.14-106 - 100m Aquifer Concentration for CaseA.2 Tank22 Pu-239 D_GA

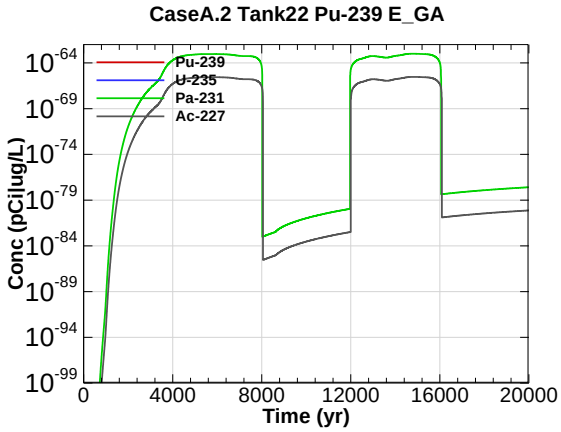

Figure R.14-107 - 100m Aquifer Concentration for CaseA.2 Tank22 Pu-239 E_GA

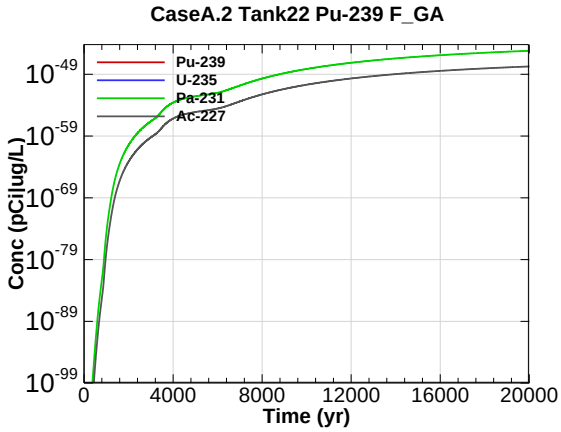

Figure R.14-108 - 100m Aquifer Concentration for CaseA.2 Tank22 Pu-239 F_GA

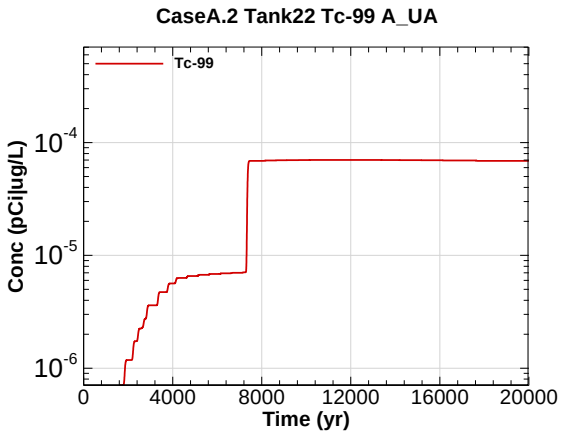

Figure R.14-109 - 100m Aquifer Concentration for CaseA.2 Tank22 Tc-99 A_UA

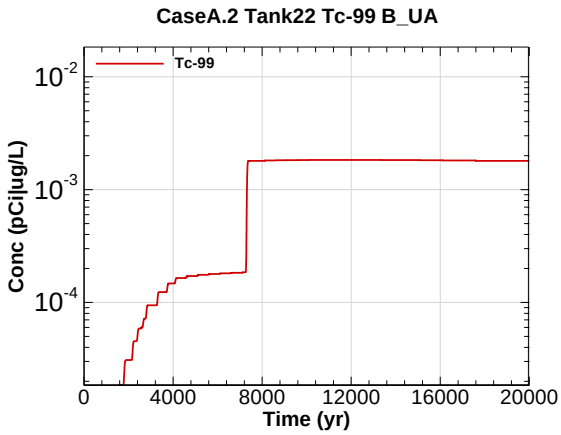

Figure R.14-110 - 100m Aquifer Concentration for CaseA.2 Tank22 Tc-99 B_UA

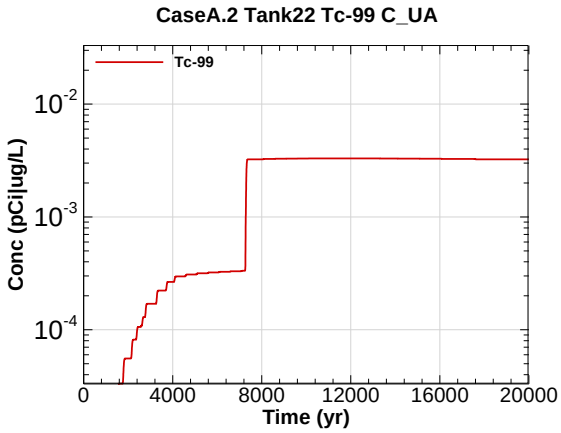

Figure R.14-111 - 100m Aquifer Concentration for CaseA.2 Tank22 Tc-99 C_UA

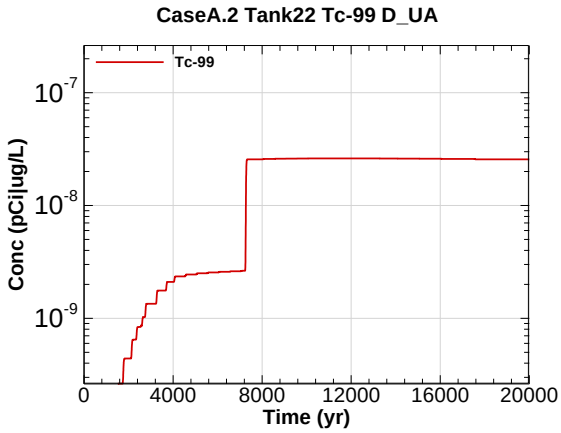

Figure R.14-112 - 100m Aquifer Concentration for CaseA.2 Tank22 Tc-99 D_UA

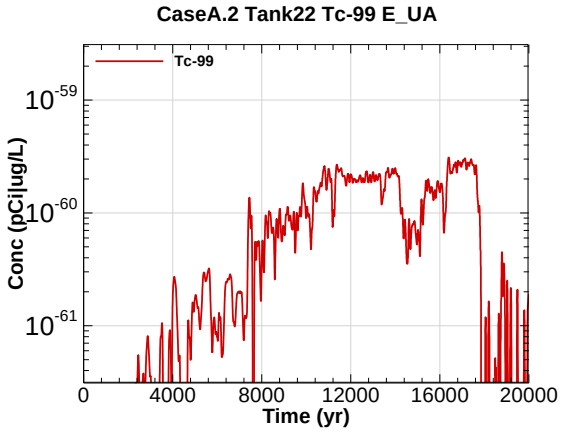

Figure R.14-113 - 100m Aquifer Concentration for CaseA.2 Tank22 Tc-99 E_UA

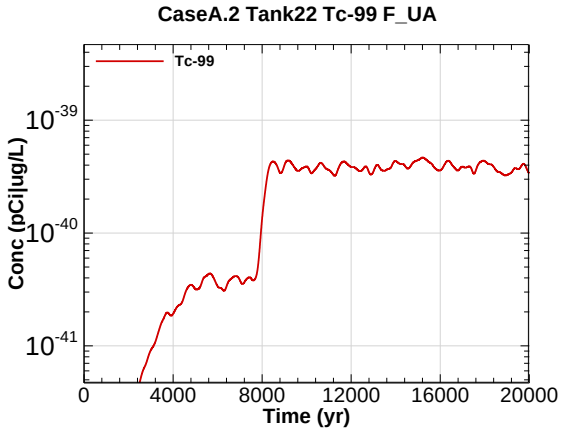

Figure R.14-114 - 100m Aquifer Concentration for CaseA.2 Tank22 Tc-99 F_UA

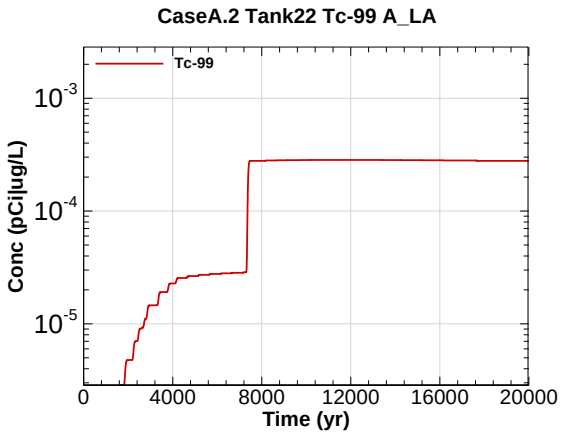

Figure R.14-115 - 100m Aquifer Concentration for CaseA.2 Tank22 Tc-99 A_LA

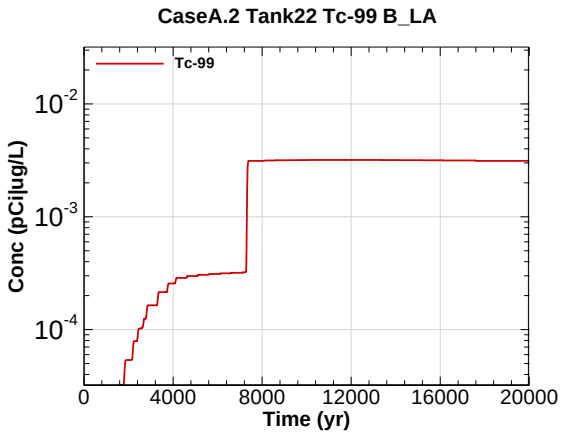

Figure R.14-116 - 100m Aquifer Concentration for CaseA.2 Tank22 Tc-99 B_LA

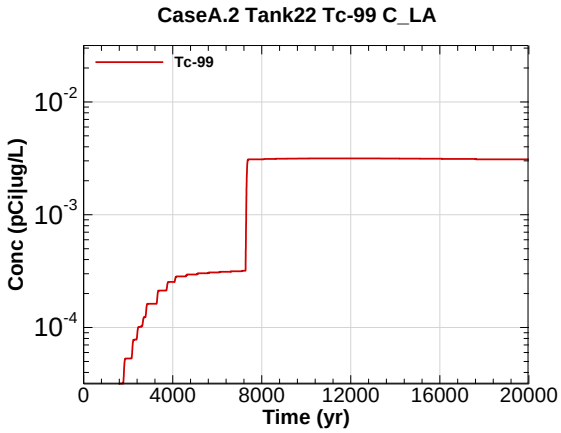

Figure R.14-117 - 100m Aquifer Concentration for CaseA.2 Tank22 Tc-99 C_LA

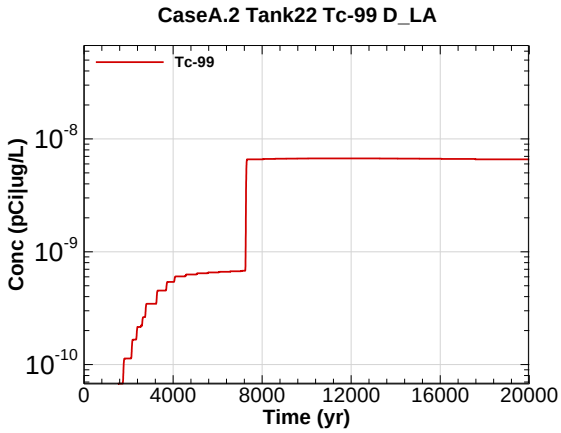

Figure R.14-118 - 100m Aquifer Concentration for CaseA.2 Tank22 Tc-99 D_LA

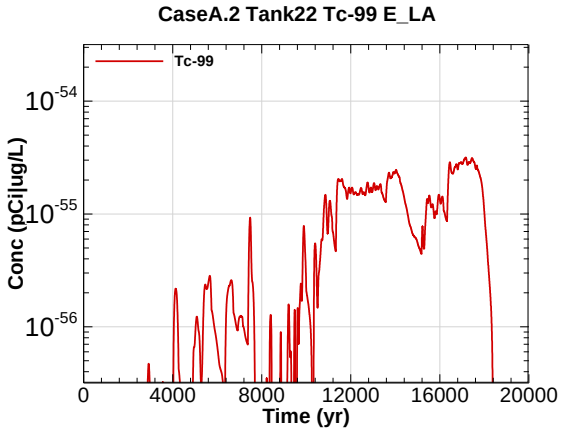

Figure R.14-119 - 100m Aquifer Concentration for CaseA.2 Tank22 Tc-99 E_LA

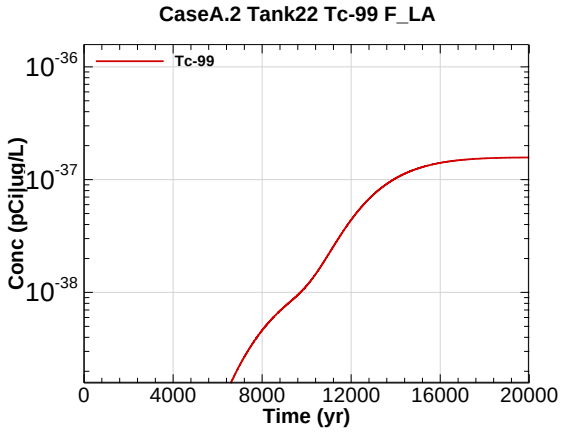

Figure R.14-120 - 100m Aquifer Concentration for CaseA.2 Tank22 Tc-99 F_LA

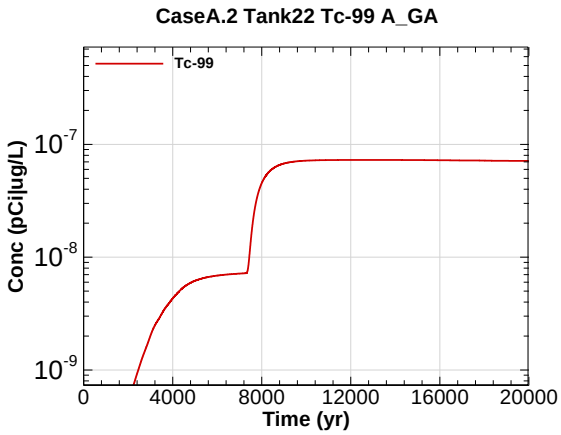

Figure R.14-121 - 100m Aquifer Concentration for CaseA.2 Tank22 Tc-99 A_GA

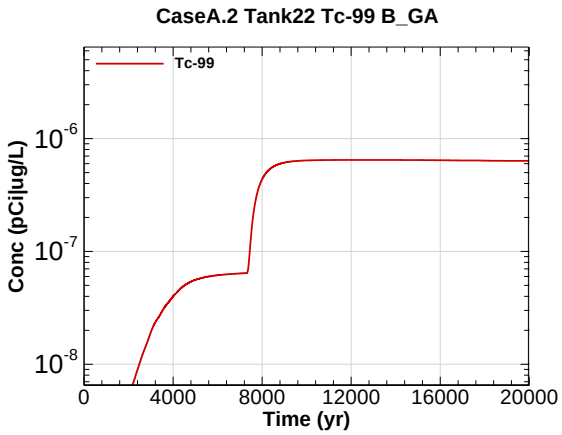

Figure R.14-122 - 100m Aquifer Concentration for CaseA.2 Tank22 Tc-99 B_GA

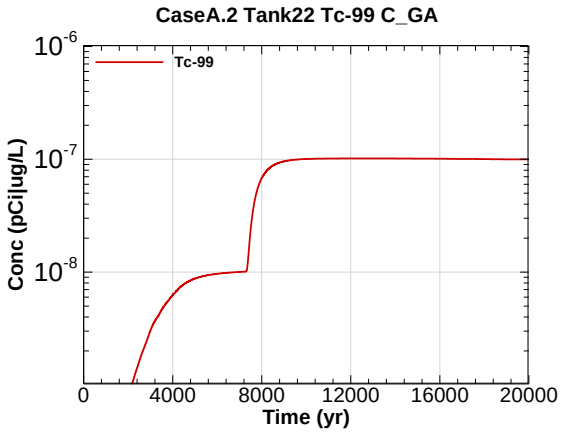

Figure R.14-123 - 100m Aquifer Concentration for CaseA.2 Tank22 Tc-99 C_GA

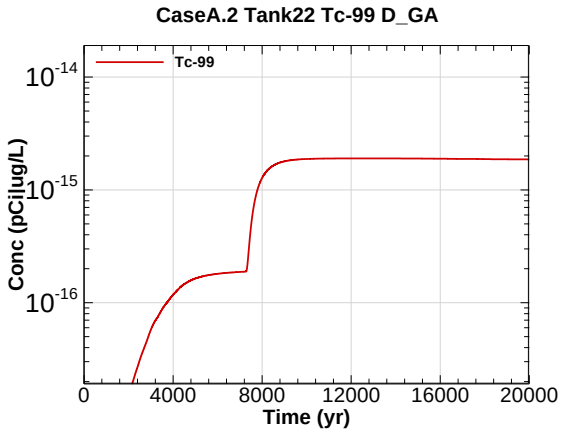

Figure R.14-124 - 100m Aquifer Concentration for CaseA.2 Tank22 Tc-99 D_GA

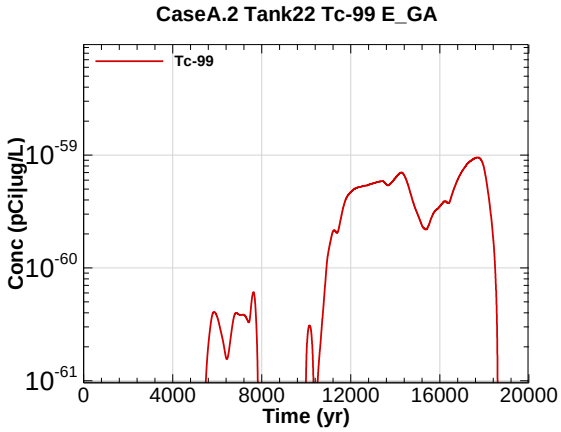

Figure R.14-125 - 100m Aquifer Concentration for CaseA.2 Tank22 Tc-99 E_GA

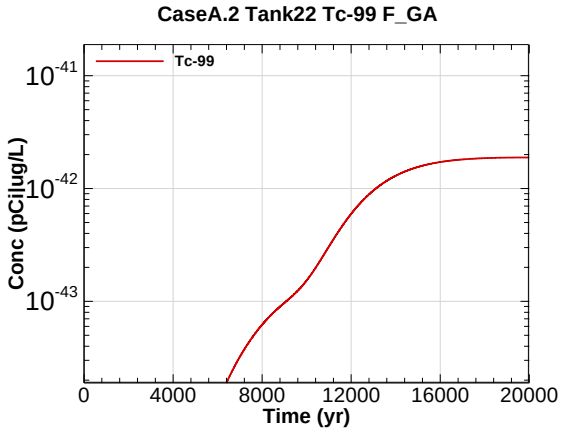

Figure R.14-126 - 100m Aquifer Concentration for CaseA.2 Tank22 Tc-99 F_GA

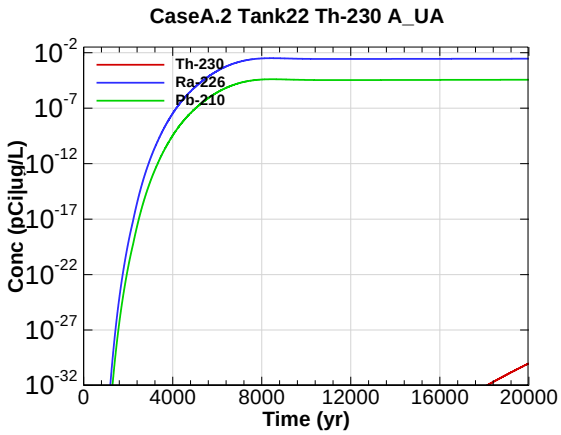

Figure R.14-127 - 100m Aquifer Concentration for CaseA.2 Tank22 Th-230 A_UA

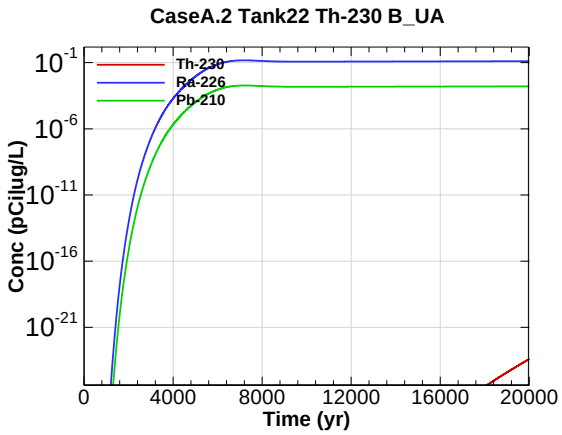

Figure R.14-128 - 100m Aquifer Concentration for CaseA.2 Tank22 Th-230 B_UA

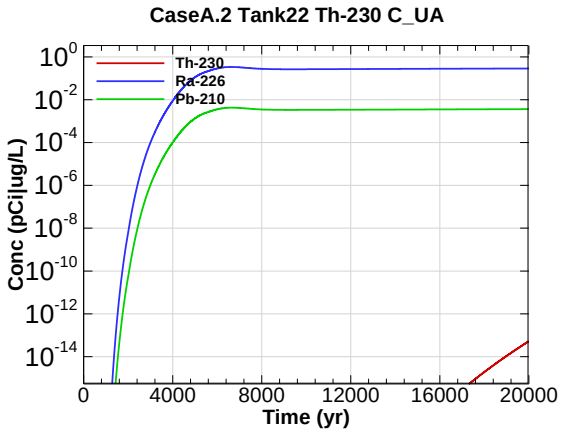

Figure R.14-129 - 100m Aquifer Concentration for CaseA.2 Tank22 Th-230 C_UA

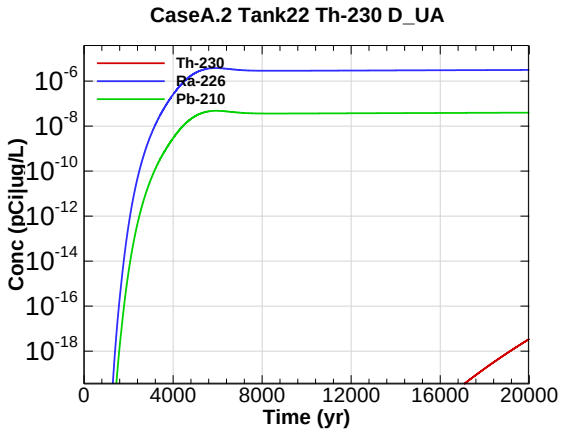

Figure R.14-130 - 100m Aquifer Concentration for CaseA.2 Tank22 Th-230 D_UA

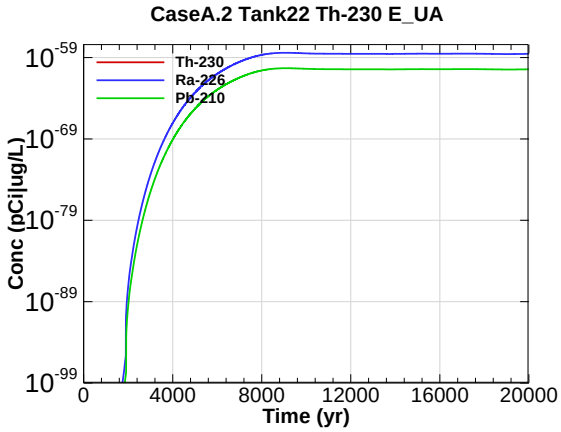

Figure R.14-131 - 100m Aquifer Concentration for CaseA.2 Tank22 Th-230 E_UA

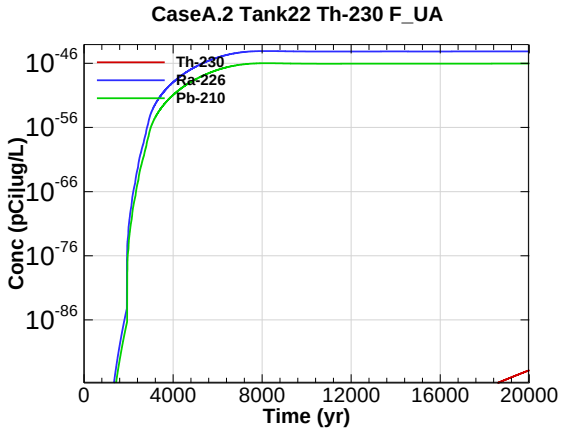

Figure R.14-132 - 100m Aquifer Concentration for CaseA.2 Tank22 Th-230 F_UA

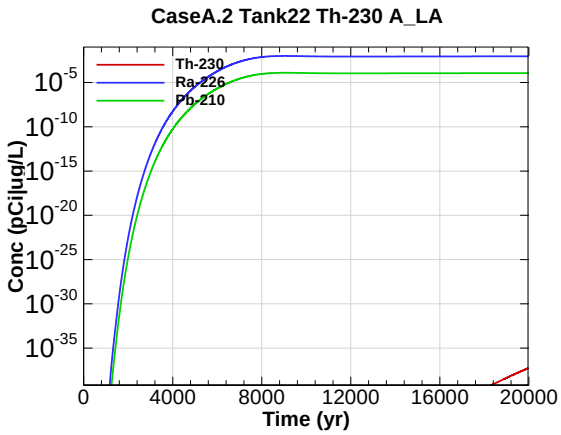

Figure R.14-133 - 100m Aquifer Concentration for CaseA.2 Tank22 Th-230 A_LA

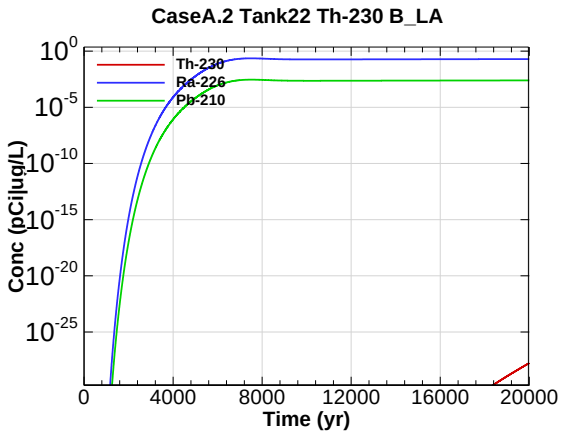

Figure R.14-134 - 100m Aquifer Concentration for CaseA.2 Tank22 Th-230 B_LA

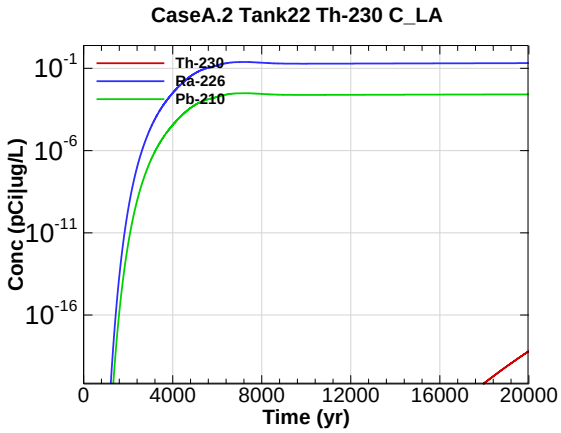

Figure R.14-135 - 100m Aquifer Concentration for CaseA.2 Tank22 Th-230 C_LA

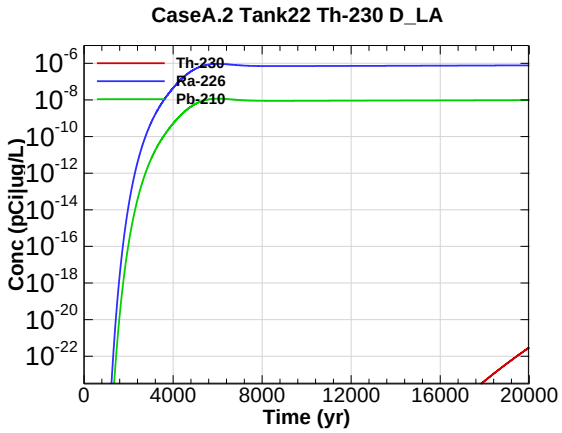

Figure R.14-136 - 100m Aquifer Concentration for CaseA.2 Tank22 Th-230 D_LA

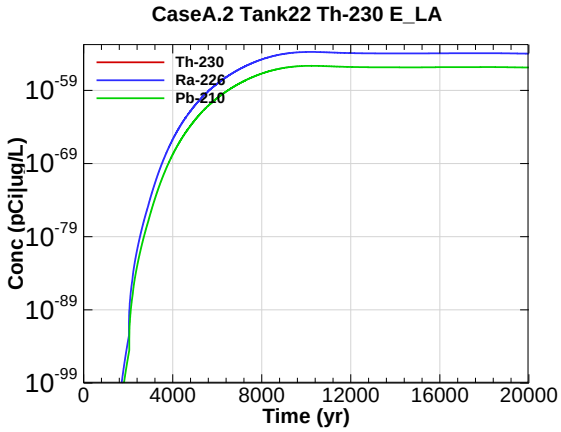

Figure R.14-137 - 100m Aquifer Concentration for CaseA.2 Tank22 Th-230 E_LA

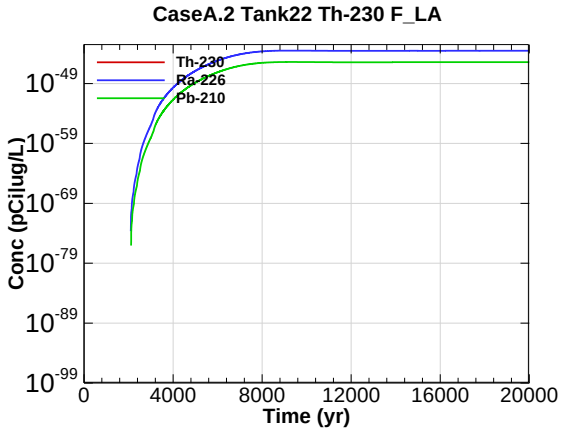

Figure R.14-138 - 100m Aquifer Concentration for CaseA.2 Tank22 Th-230 F_LA

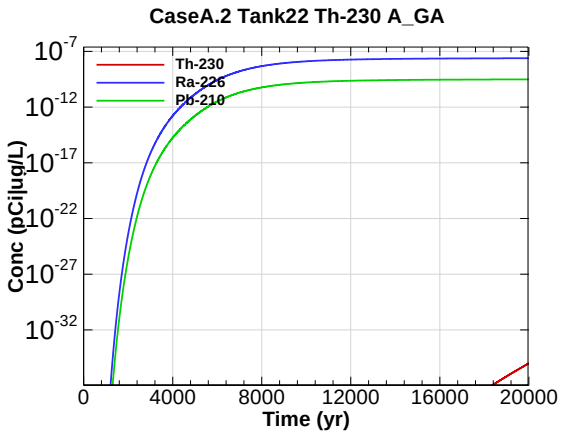

Figure R.14-139 - 100m Aquifer Concentration for CaseA.2 Tank22 Th-230 A_GA

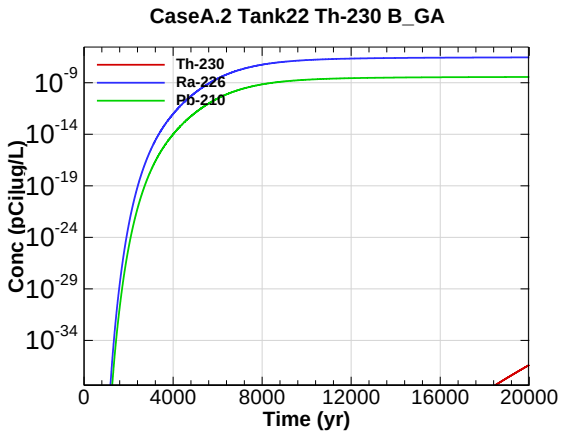

Figure R.14-140 - 100m Aquifer Concentration for CaseA.2 Tank22 Th-230 B_GA

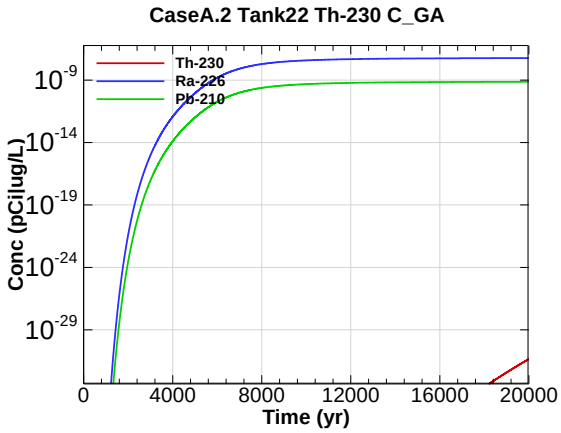

Figure R.14-141 - 100m Aquifer Concentration for CaseA.2 Tank22 Th-230 C_GA

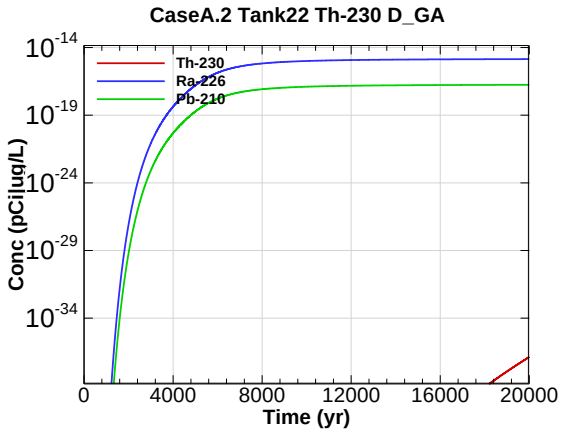

Figure R.14-142 - 100m Aquifer Concentration for CaseA.2 Tank22 Th-230 D_GA

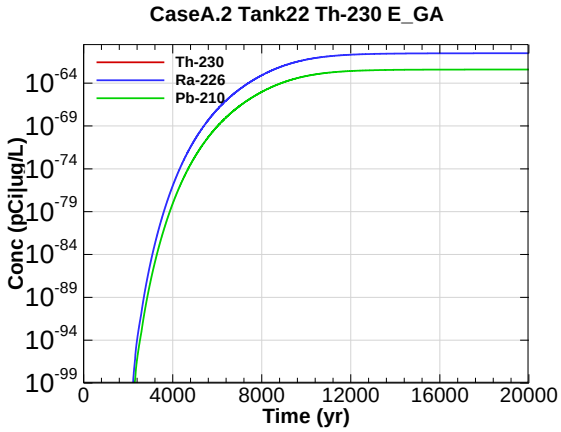

Figure R.14-143 - 100m Aquifer Concentration for CaseA.2 Tank22 Th-230 E_GA

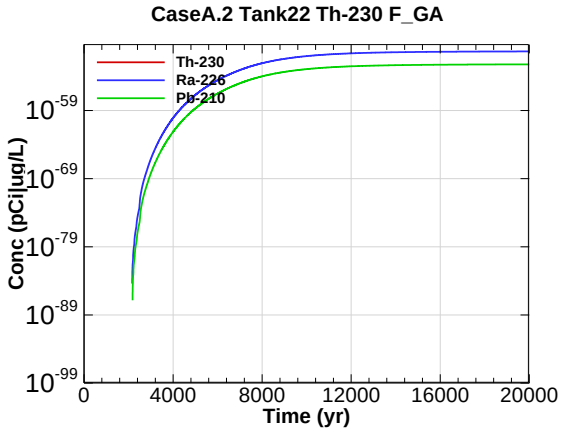

Figure R.14-144 - 100m Aquifer Concentration for CaseA.2 Tank22 Th-230 F_GA

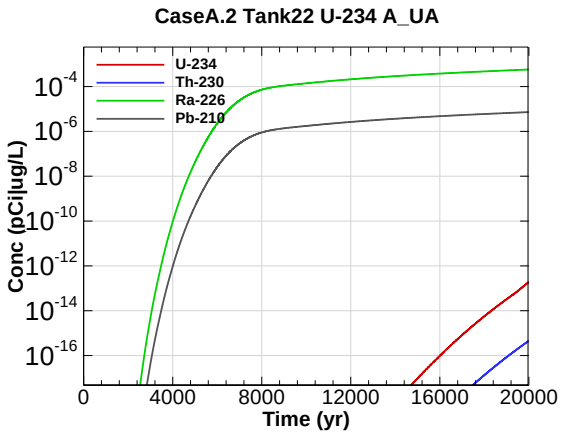

Figure R.14-145 - 100m Aquifer Concentration for CaseA.2 Tank22 U-234 A_UA

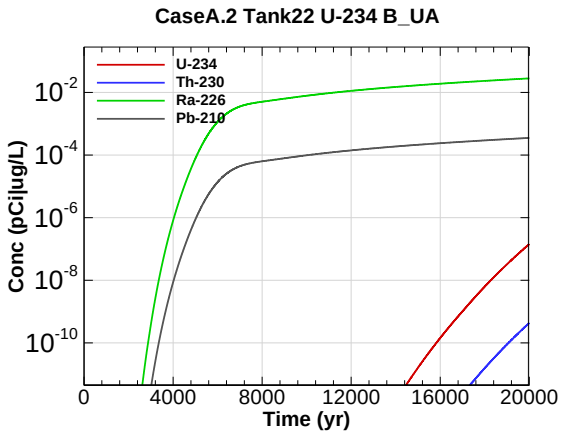

Figure R.14-146 - 100m Aquifer Concentration for CaseA.2 Tank22 U-234 B_UA

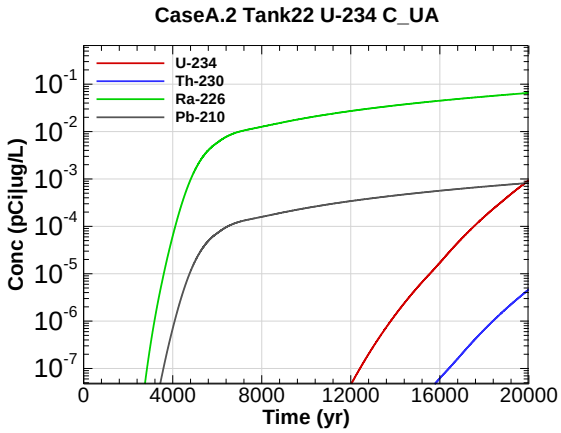

Figure R.14-147 - 100m Aquifer Concentration for CaseA.2 Tank22 U-234 C_UA

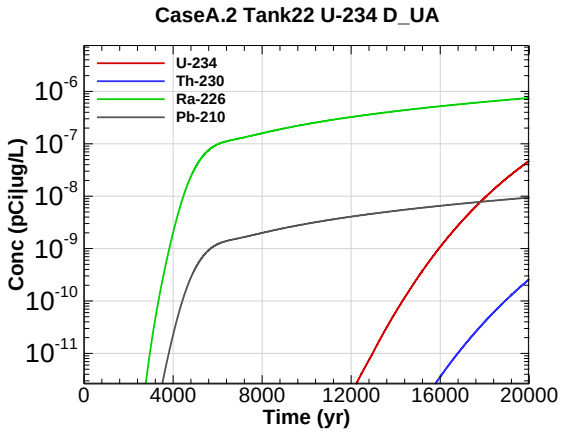

Figure R.14-148 - 100m Aquifer Concentration for CaseA.2 Tank22 U-234 D_UA

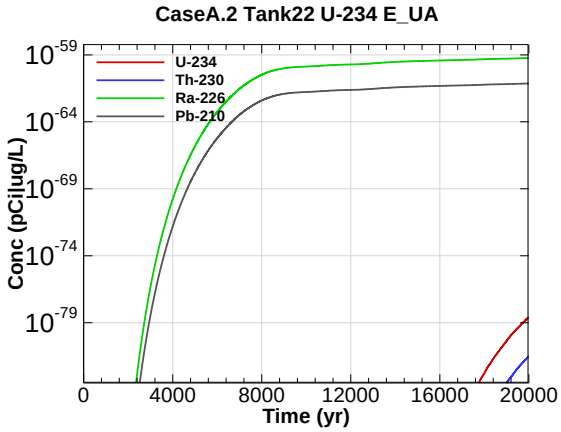

Figure R.14-149 - 100m Aquifer Concentration for CaseA.2 Tank22 U-234 E_UA

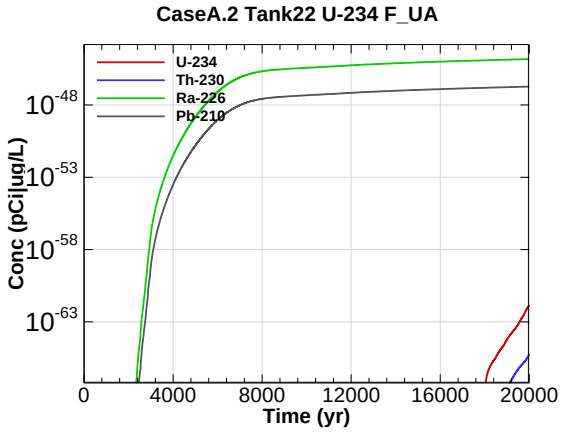

Figure R.14-150 - 100m Aquifer Concentration for CaseA.2 Tank22 U-234 F_UA

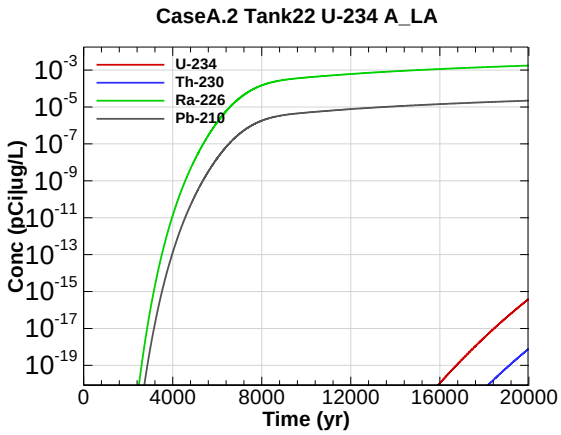

Figure R.14-151 - 100m Aquifer Concentration for CaseA.2 Tank22 U-234 A_LA

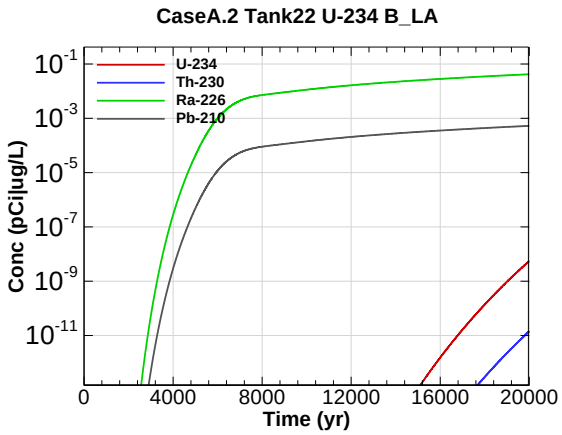

Figure R.14-152 - 100m Aquifer Concentration for CaseA.2 Tank22 U-234 B_LA

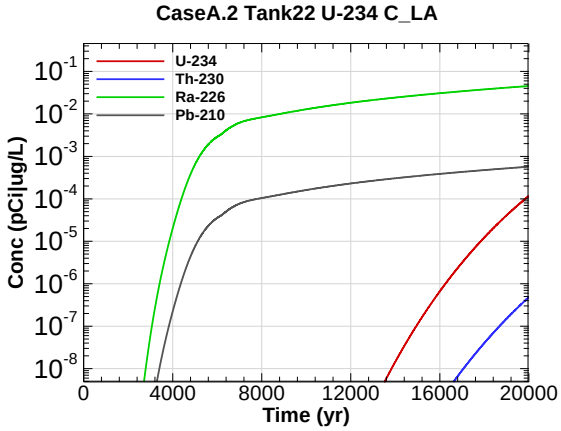

Figure R.14-153 - 100m Aquifer Concentration for CaseA.2 Tank22 U-234 C_LA

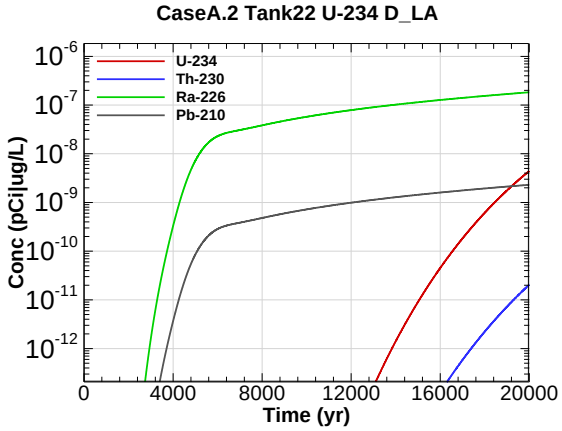

Figure R.14-154 - 100m Aquifer Concentration for CaseA.2 Tank22 U-234 D_LA

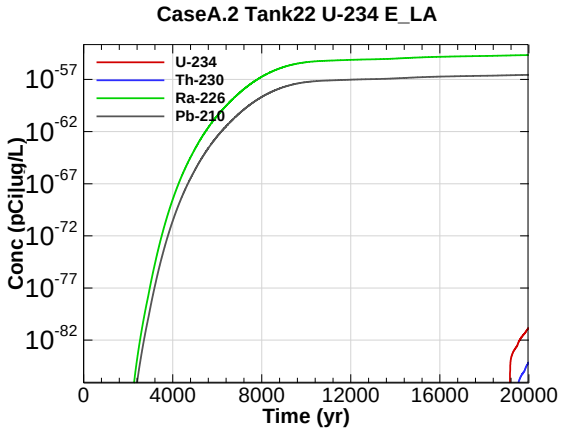

Figure R.14-155 - 100m Aquifer Concentration for CaseA.2 Tank22 U-234 E_LA

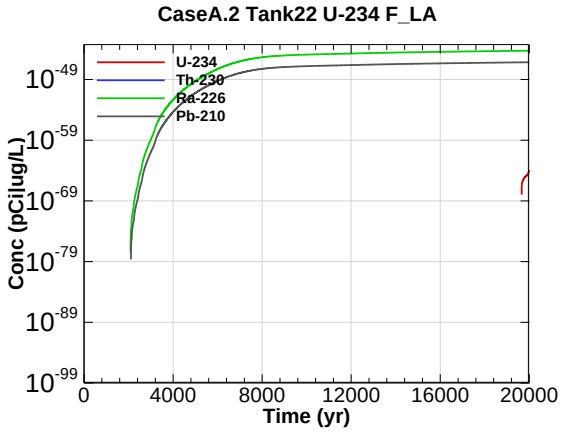

Figure R.14-156 - 100m Aquifer Concentration for CaseA.2 Tank22 U-234 F_LA

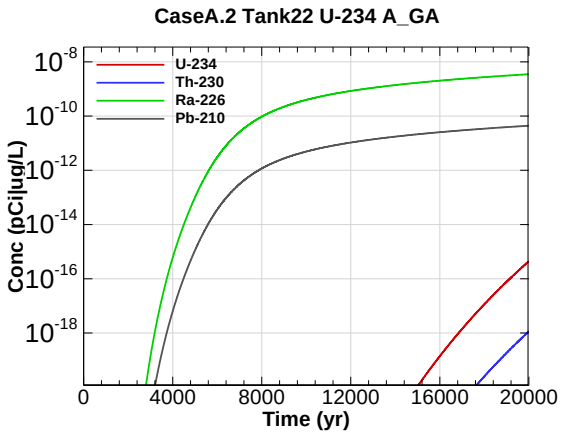

Figure R.14-157 - 100m Aquifer Concentration for CaseA.2 Tank22 U-234 A_GA

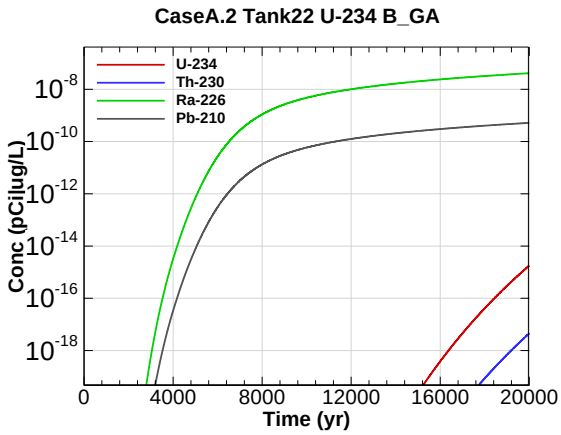

Figure R.14-158 - 100m Aquifer Concentration for CaseA.2 Tank22 U-234 B_GA

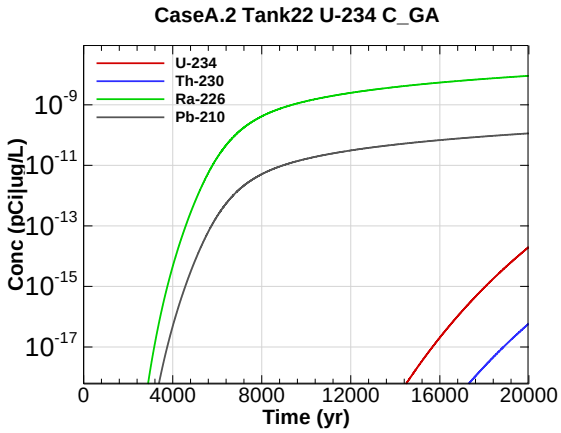

Figure R.14-159 - 100m Aquifer Concentration for CaseA.2 Tank22 U-234 C_GA

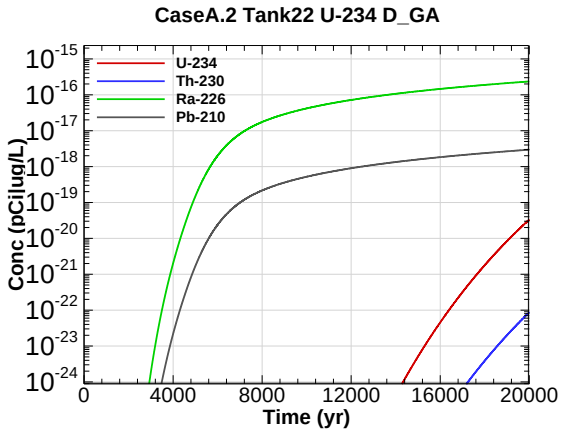

Figure R.14-160 - 100m Aquifer Concentration for CaseA.2 Tank22 U-234 D_GA

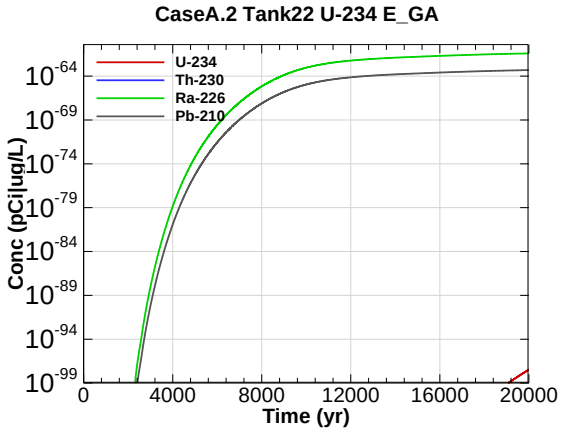

Figure R.14-161 - 100m Aquifer Concentration for CaseA.2 Tank22 U-234 E_GA

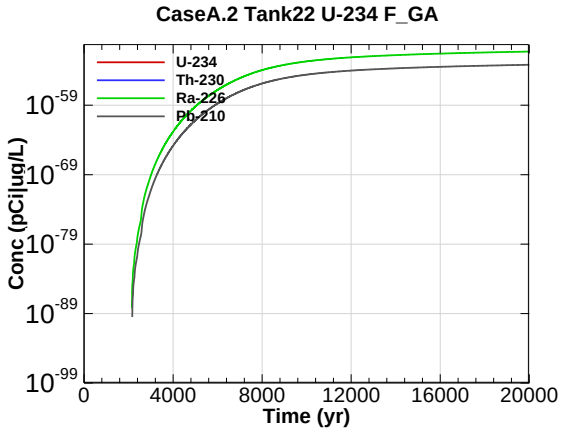

Figure R.14-162 - 100m Aquifer Concentration for CaseA.2 Tank22 U-234 F_GA

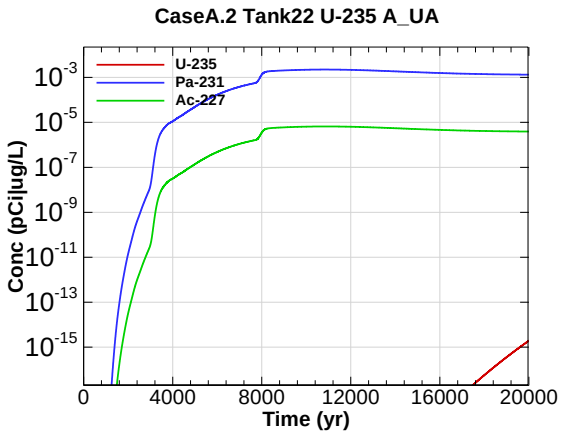

Figure R.14-163 - 100m Aquifer Concentration for CaseA.2 Tank22 U-235 A_UA

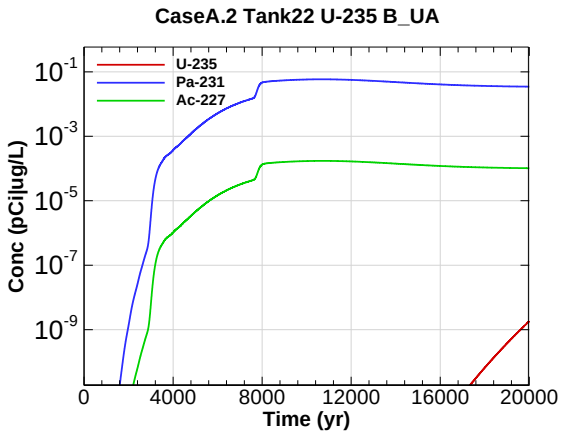

Figure R.14-164 - 100m Aquifer Concentration for CaseA.2 Tank22 U-235 B_UA

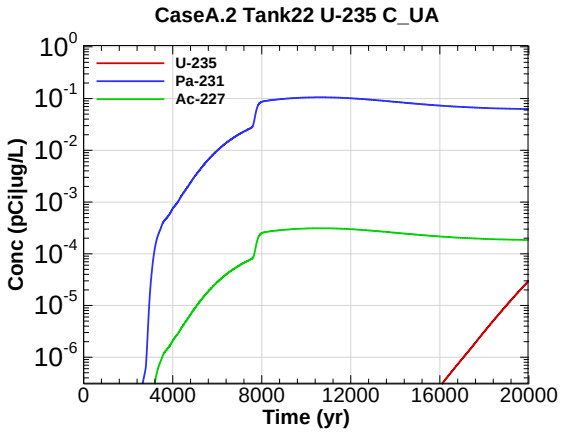

Figure R.14-165 - 100m Aquifer Concentration for CaseA.2 Tank22 U-235 C_UA

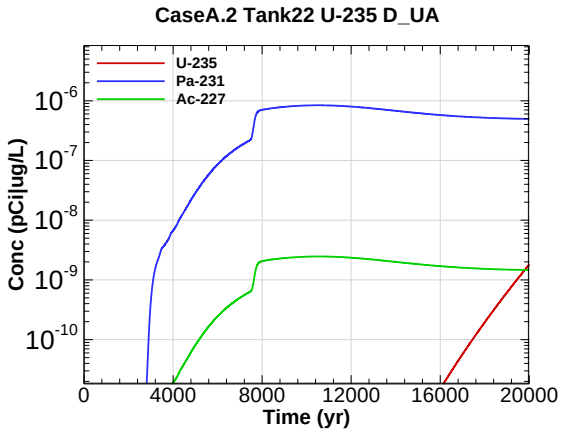

Figure R.14-166 - 100m Aquifer Concentration for CaseA.2 Tank22 U-235 D_UA

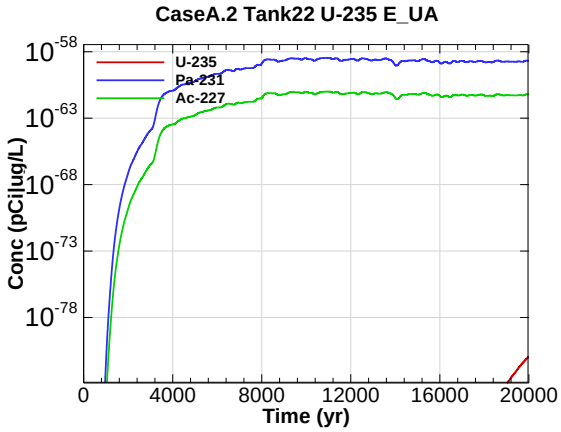

Figure R.14-167 - 100m Aquifer Concentration for CaseA.2 Tank22 U-235 E_UA

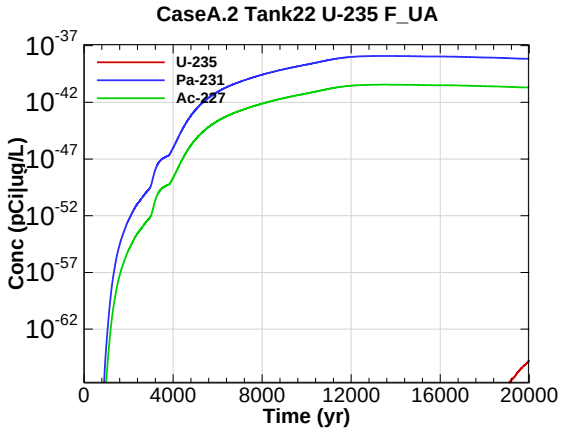

Figure R.14-168 - 100m Aquifer Concentration for CaseA.2 Tank22 U-235 F_UA

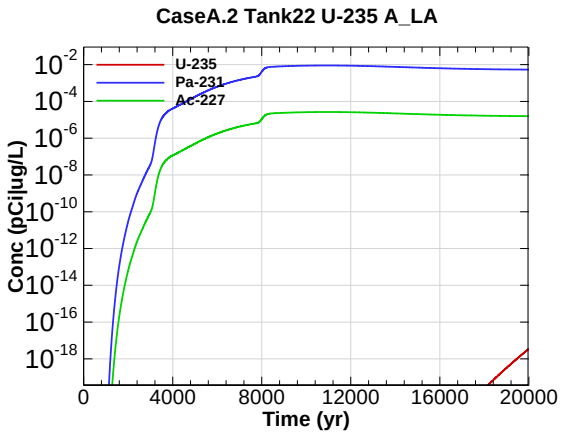

Figure R.14-169 - 100m Aquifer Concentration for CaseA.2 Tank22 U-235 A_LA

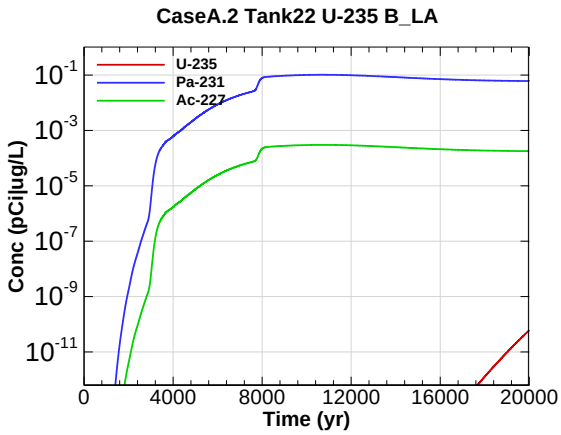

Figure R.14-170 - 100m Aquifer Concentration for CaseA.2 Tank22 U-235 B_LA

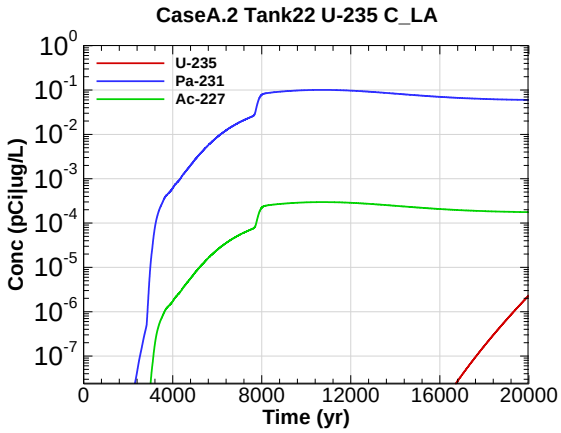

Figure R.14-171 - 100m Aquifer Concentration for CaseA.2 Tank22 U-235 C_LA

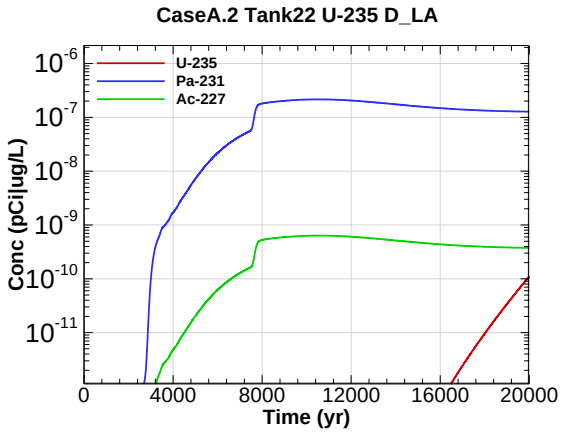

Figure R.14-172 - 100m Aquifer Concentration for CaseA.2 Tank22 U-235 D_LA

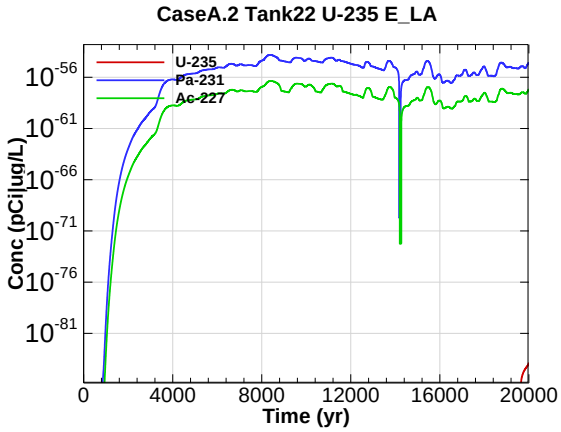

Figure R.14-173 - 100m Aquifer Concentration for CaseA.2 Tank22 U-235 E_LA

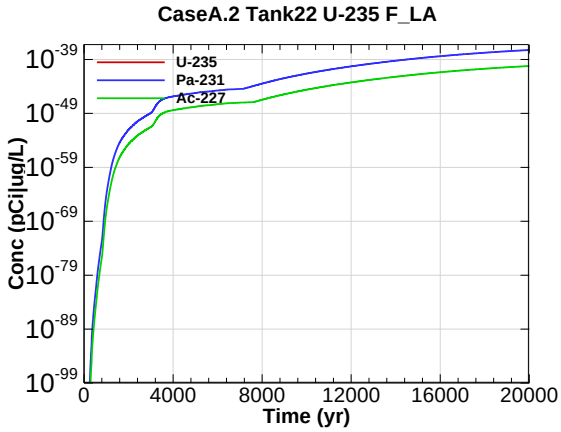

Figure R.14-174 - 100m Aquifer Concentration for CaseA.2 Tank22 U-235 F_LA

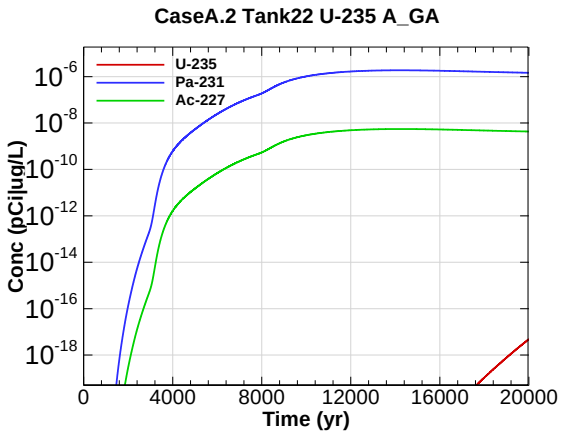

Figure R.14-175 - 100m Aquifer Concentration for CaseA.2 Tank22 U-235 A_GA

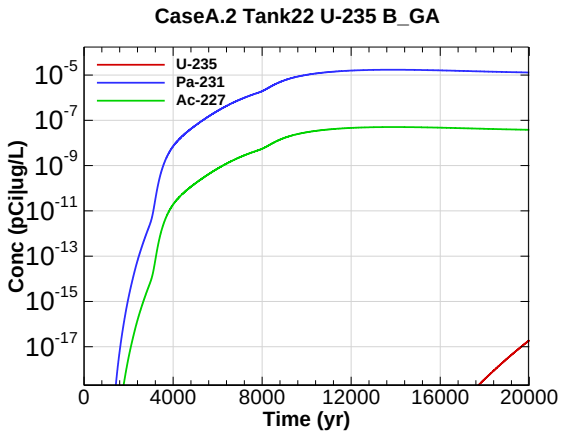

Figure R.14-176 - 100m Aquifer Concentration for CaseA.2 Tank22 U-235 B_GA

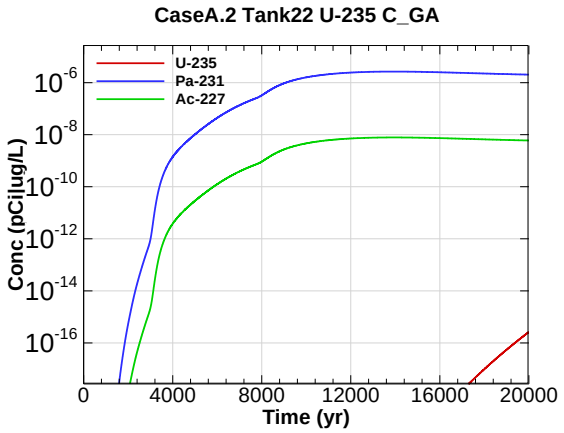

Figure R.14-177 - 100m Aquifer Concentration for CaseA.2 Tank22 U-235 C_GA

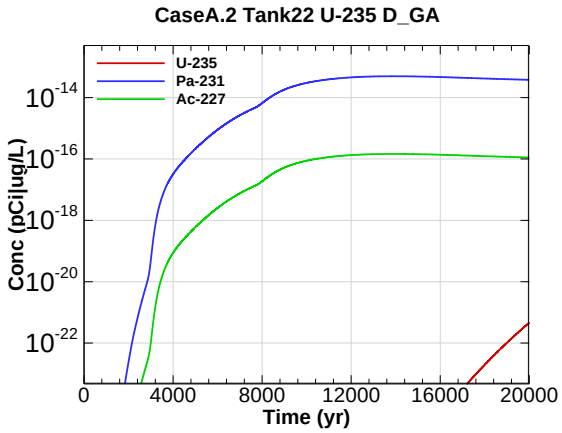

Figure R.14-178 - 100m Aquifer Concentration for CaseA.2 Tank22 U-235 D_GA

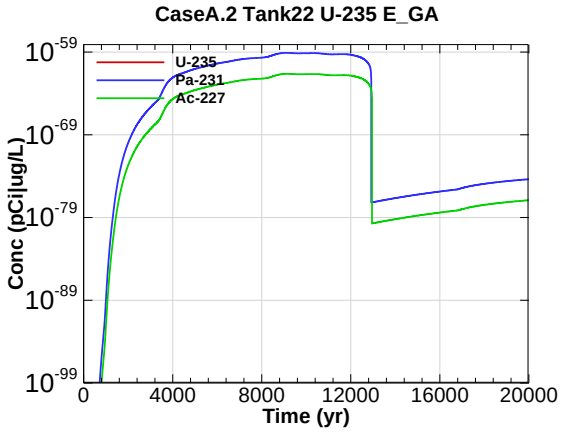

Figure R.14-179 - 100m Aquifer Concentration for CaseA.2 Tank22 U-235 E_GA

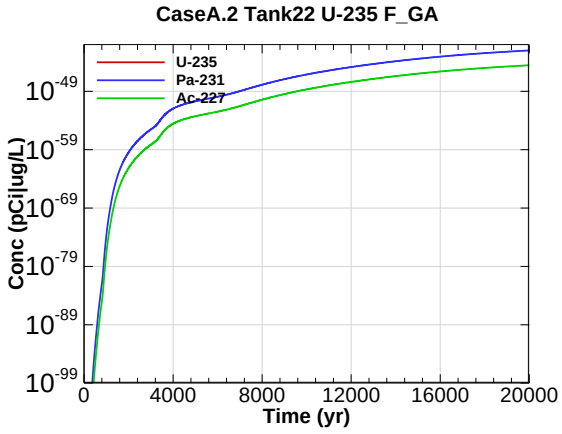

Figure R.14-180 - 100m Aquifer Concentration for CaseA.2 Tank22 U-235 F_GA

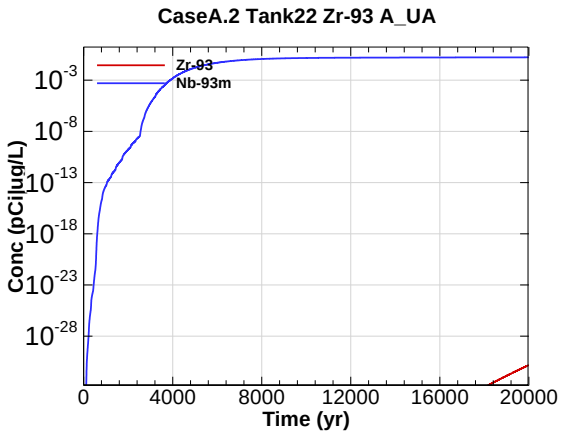

Figure R.14-181 - 100m Aquifer Concentration for CaseA.2 Tank22 Zr-93 A_UA

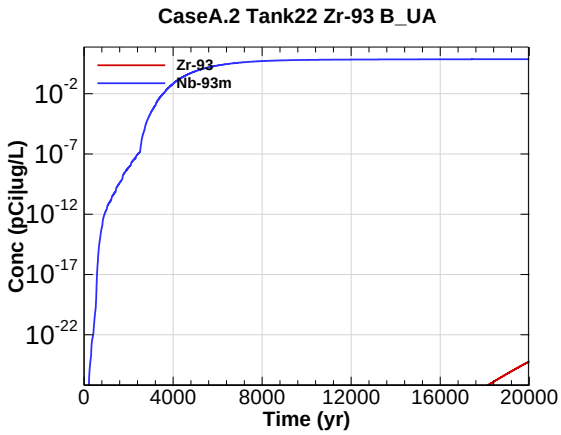

Figure R.14-182 - 100m Aquifer Concentration for CaseA.2 Tank22 Zr-93 B_UA

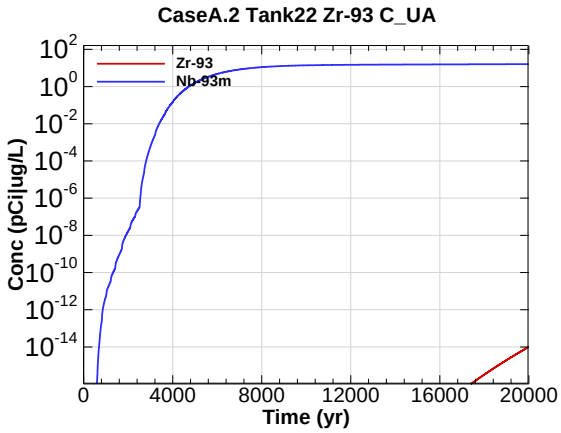

Figure R.14-183 - 100m Aquifer Concentration for CaseA.2 Tank22 Zr-93 C_UA

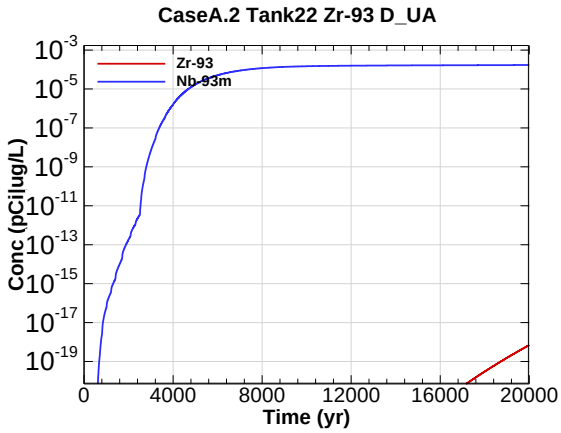

Figure R.14-184 - 100m Aquifer Concentration for CaseA.2 Tank22 Zr-93 D_UA

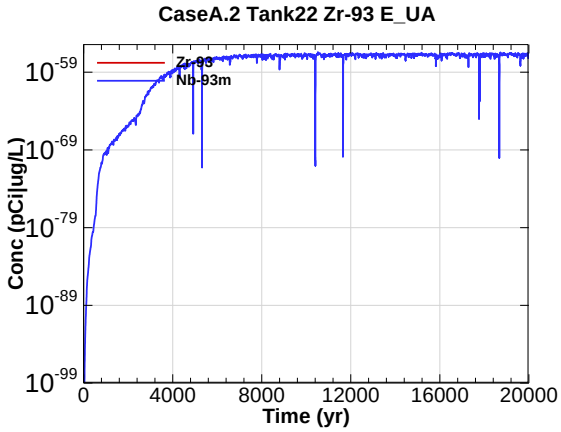

Figure R.14-185 - 100m Aquifer Concentration for CaseA.2 Tank22 Zr-93 E_UA

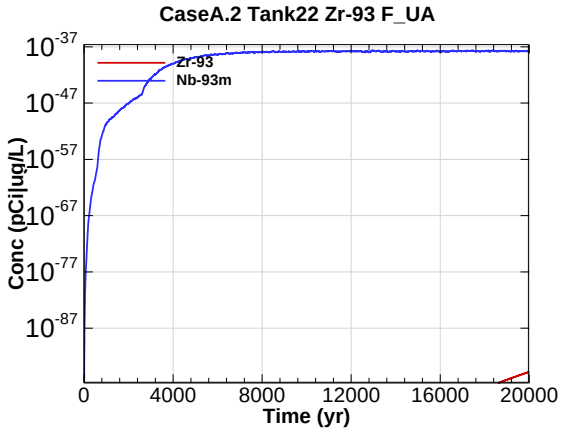

Figure R.14-186 - 100m Aquifer Concentration for CaseA.2 Tank22 Zr-93 F_UA

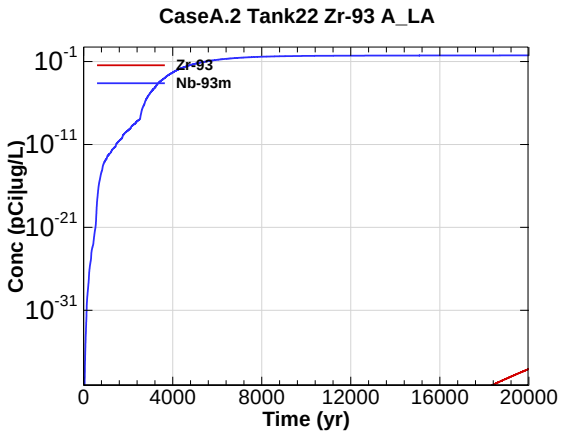

Figure R.14-187 - 100m Aquifer Concentration for CaseA.2 Tank22 Zr-93 A_LA

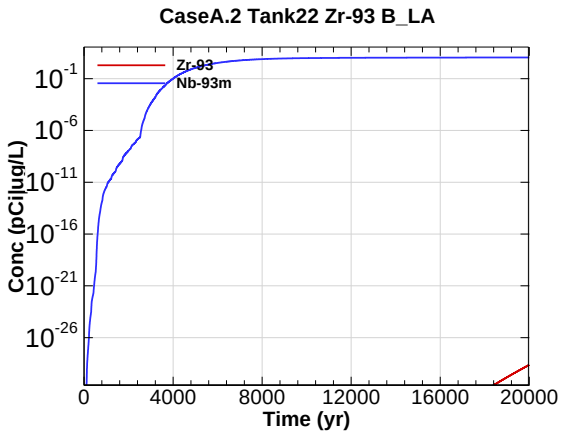

Figure R.14-188 - 100m Aquifer Concentration for CaseA.2 Tank22 Zr-93 B_LA

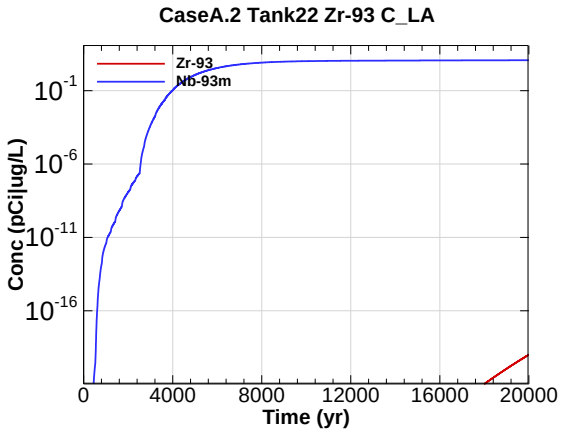

Figure R.14-189 - 100m Aquifer Concentration for CaseA.2 Tank22 Zr-93 C_LA

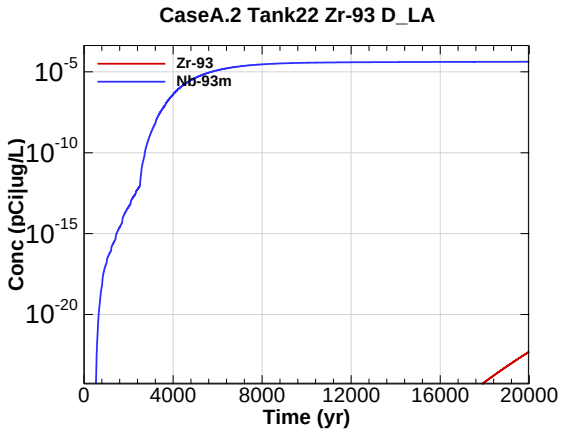

Figure R.14-190 - 100m Aquifer Concentration for CaseA.2 Tank22 Zr-93 D_LA

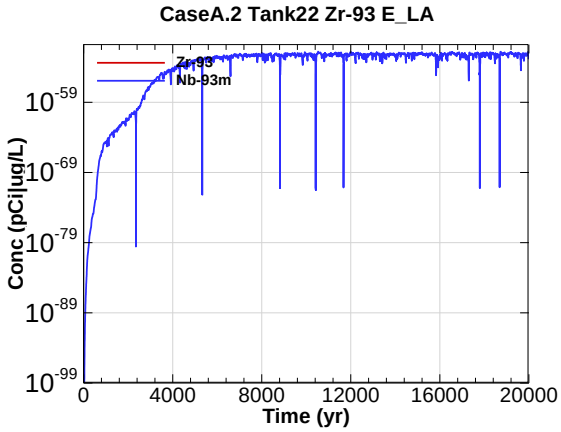

Figure R.14-191 - 100m Aquifer Concentration for CaseA.2 Tank22 Zr-93 E_LA

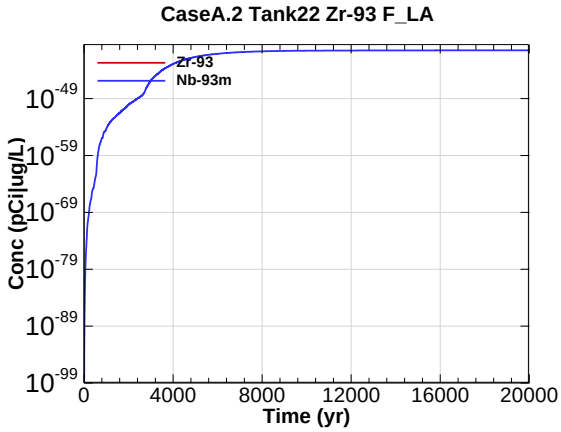

Figure R.14-192 - 100m Aquifer Concentration for CaseA.2 Tank22 Zr-93 F_LA

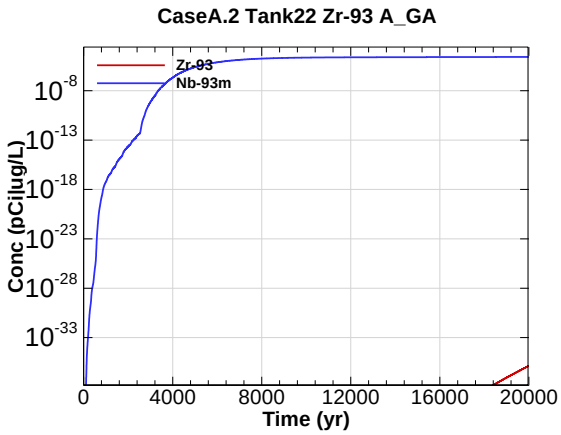

Figure R.14-193 - 100m Aquifer Concentration for CaseA.2 Tank22 Zr-93 A_GA

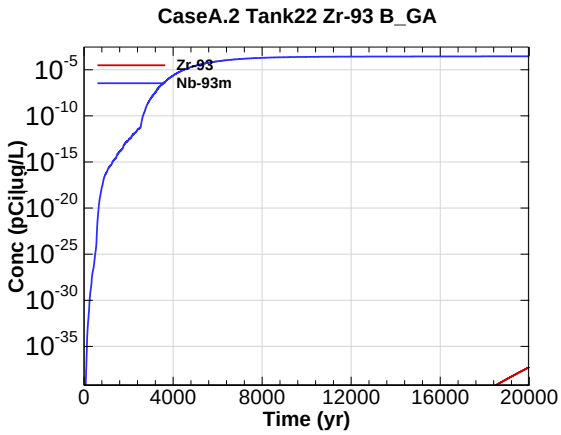

Figure R.14-194 - 100m Aquifer Concentration for CaseA.2 Tank22 Zr-93 B_GA

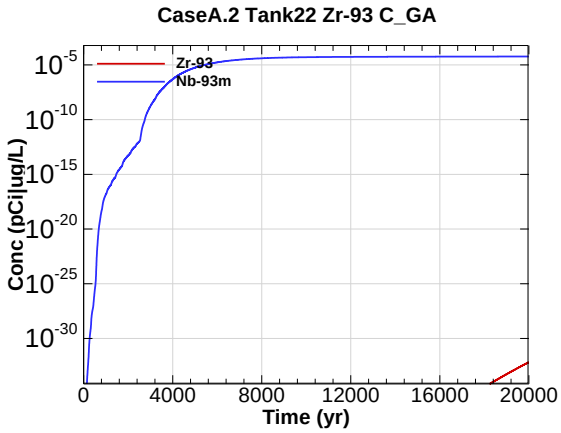

Figure R.14-195 - 100m Aquifer Concentration for CaseA.2 Tank22 Zr-93 C_GA

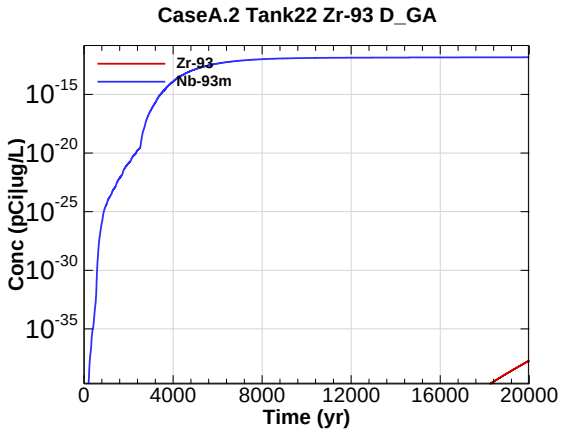

Figure R.14-196 - 100m Aquifer Concentration for CaseA.2 Tank22 Zr-93 D_GA

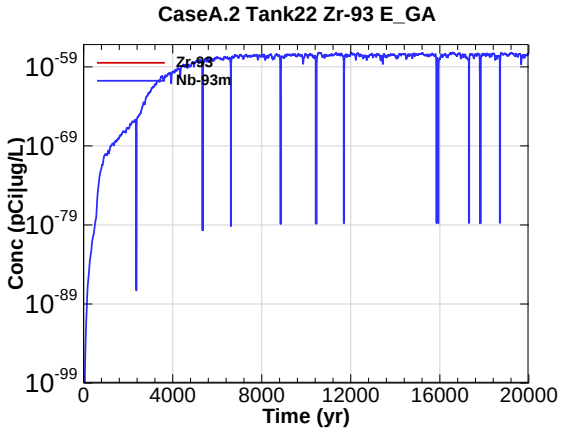

Figure R.14-197 - 100m Aquifer Concentration for CaseA.2 Tank22 Zr-93 E_GA

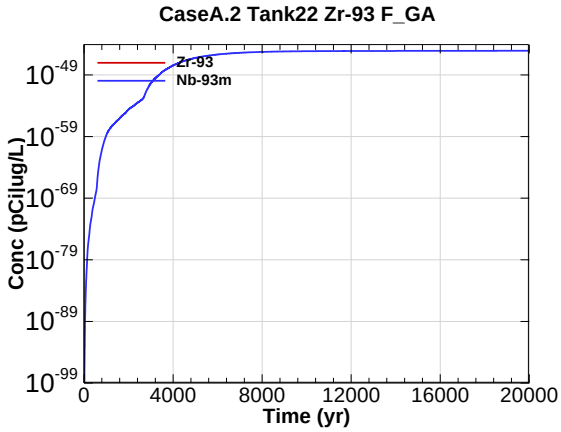

Figure R.14-198 - 100m Aquifer Concentration for CaseA.2 Tank22 Zr-93 F_GA

Appendix R.15

100-METER SENSISTIVITY RUN RADIONUCLIDE CONCENTRATIONS FOR BASE CASE (CASE A) LINER FAILURE VARIABILITY

TYPE IV, NOMINAL LINER FAILURE TIME, CASE A

Appendix R.15 contains curves showing the 100-meter radiological concentrations (sensitivity run radionuclides only) for liner failure variability for Type IV tanks (Tank 22) with nominal liner failure time for all of HTF (waste tank and ancillary equipment inventories) for the Base Case (Case A). Results for 20,000-year concentrations are presented from the three aquifers of concern (Upper Three Runs Aquifer - Upper Zone, Upper Three Runs Aquifer - Lower Zone, and Gordon Aquifer) for Sectors A through F.

Graph heading example "CaseA.3_Tank 22 All Am-241 A_UA"

Key

CaseA.3 = scenario case/configuration
Tank 22 = period is over 20,000 years
All = all HTF inventory sources
Am-241 = radionuclide of concern
A = sector of concern (see sector map with stream traces)
UA = aquifer of concern
UA = Upper Three Runs Aquifer – Upper Zone
LA = Upper Three Runs Aquifer – Lower Zone
GA = Gordon Aquifer

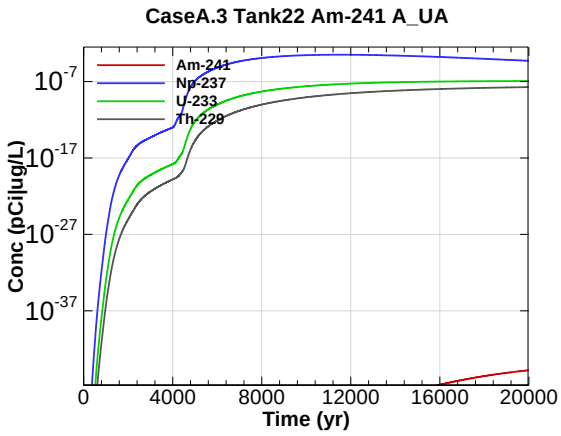

Figure R.15-1 - 100m Aquifer Concentration for CaseA.3 Tank22 Am-241 A_UA

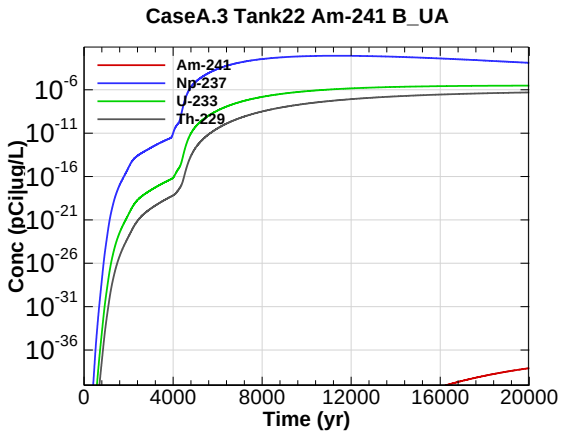

Figure R.15-2 - 100m Aquifer Concentration for CaseA.3 Tank22 Am-241 B_UA

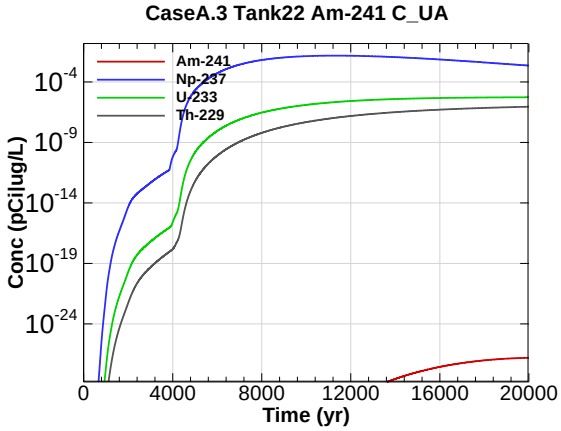

Figure R.15-3 - 100m Aquifer Concentration for CaseA.3 Tank22 Am-241 C_UA

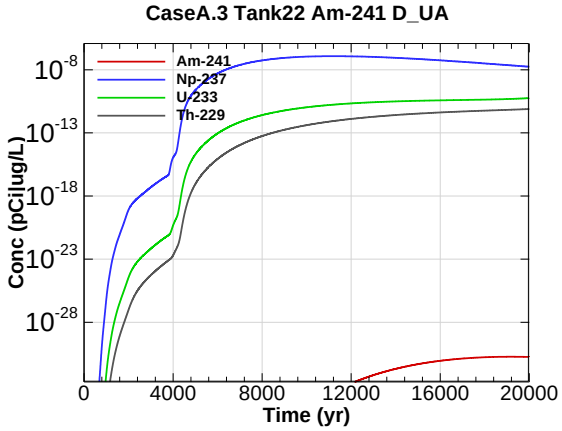

Figure R.15-4 - 100m Aquifer Concentration for CaseA.3 Tank22 Am-241 D_UA

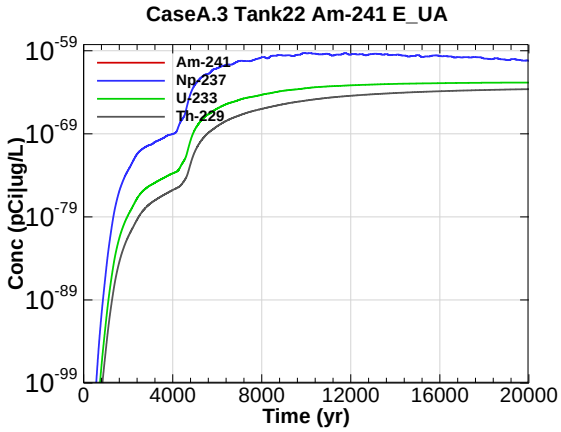

Figure R.15-5 - 100m Aquifer Concentration for CaseA.3 Tank22 Am-241 E_UA

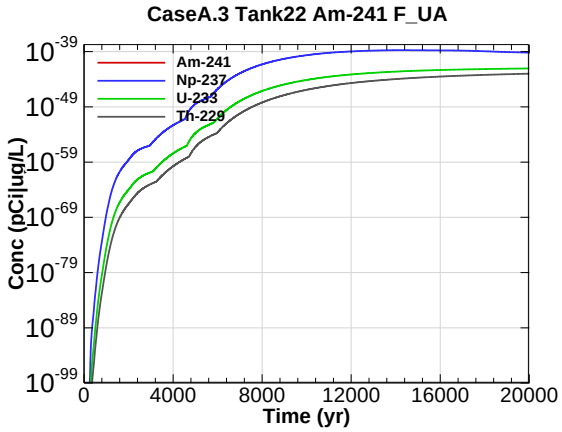

Figure R.15-6 - 100m Aquifer Concentration for CaseA.3 Tank22 Am-241 F_UA

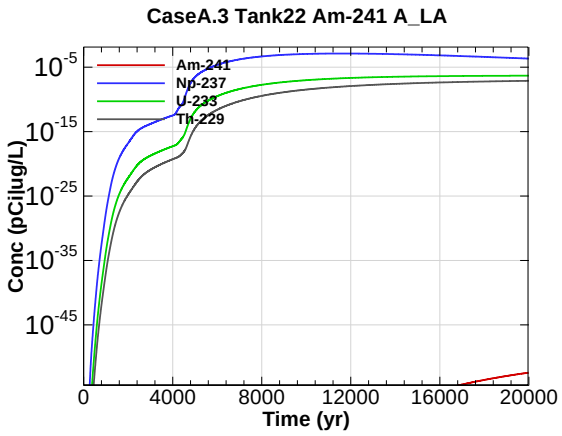

Figure R.15-7 - 100m Aquifer Concentration for CaseA.3 Tank22 Am-241 A_LA

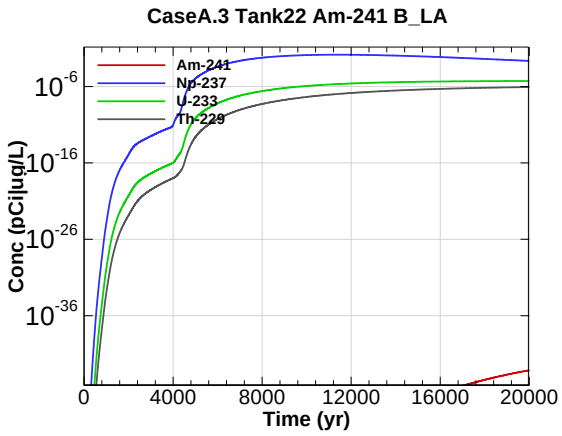

Figure R.15-8 - 100m Aquifer Concentration for CaseA.3 Tank22 Am-241 B_LA

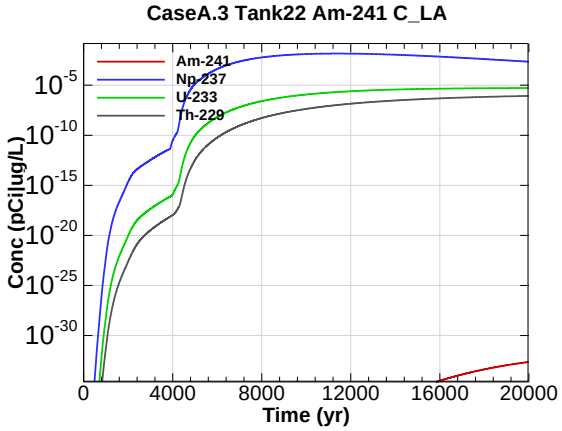

Figure R.15-9 - 100m Aquifer Concentration for CaseA.3 Tank22 Am-241 C_LA

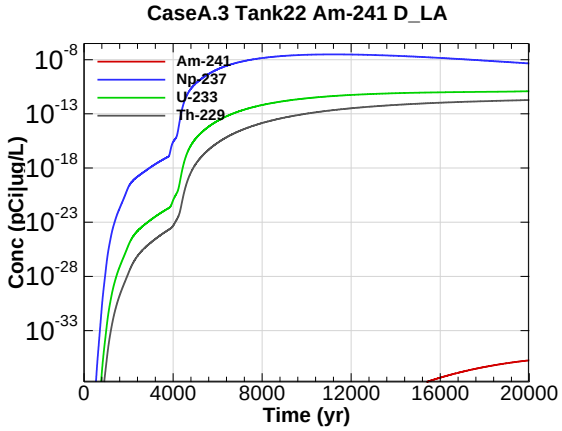

Figure R.15-10 - 100m Aquifer Concentration for CaseA.3 Tank22 Am-241 D_LA

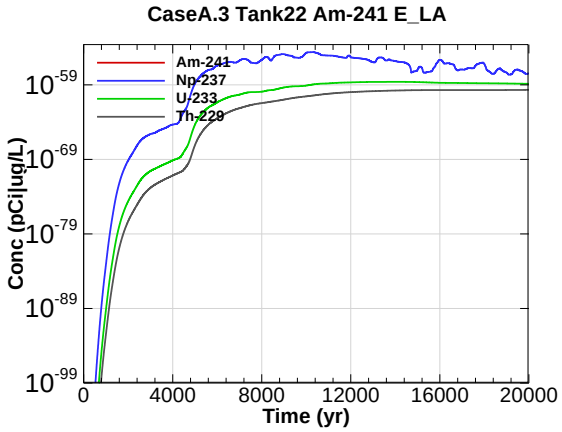

Figure R.15-11 - 100m Aquifer Concentration for CaseA.3 Tank22 Am-241 E_LA

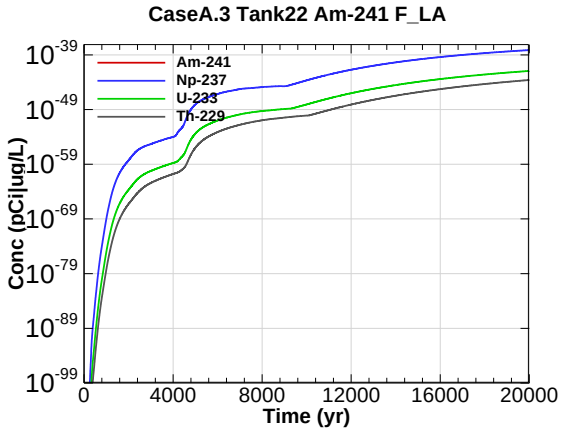

Figure R.15-12 - 100m Aquifer Concentration for CaseA.3 Tank22 Am-241 F_LA

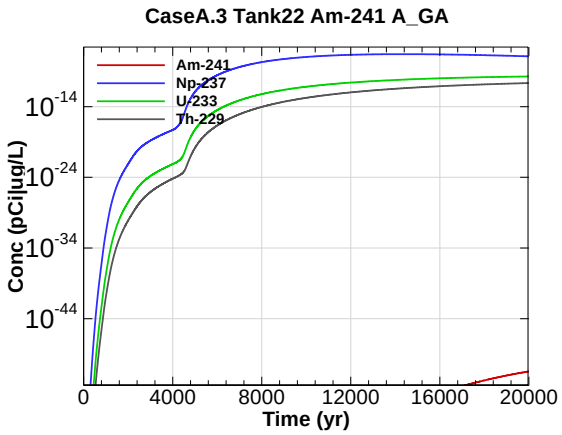

Figure R.15-13 - 100m Aquifer Concentration for CaseA.3 Tank22 Am-241 A_GA

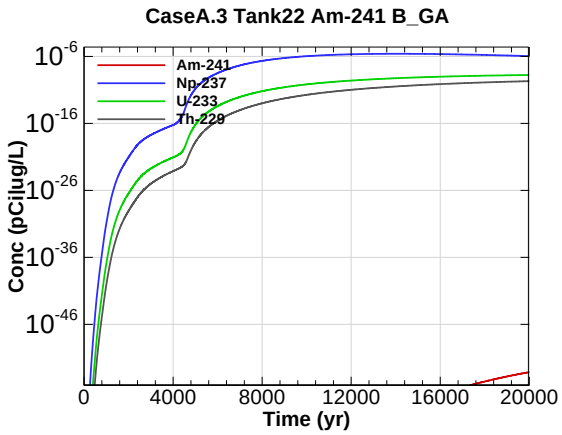

Figure R.15-14 - 100m Aquifer Concentration for CaseA.3 Tank22 Am-241 B_GA

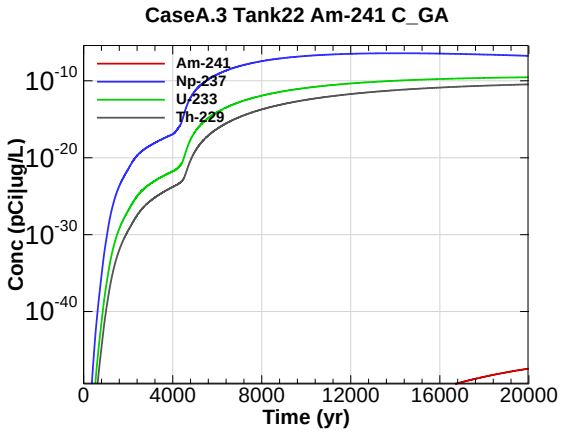

Figure R.15-15 - 100m Aquifer Concentration for CaseA.3 Tank22 Am-241 C_GA

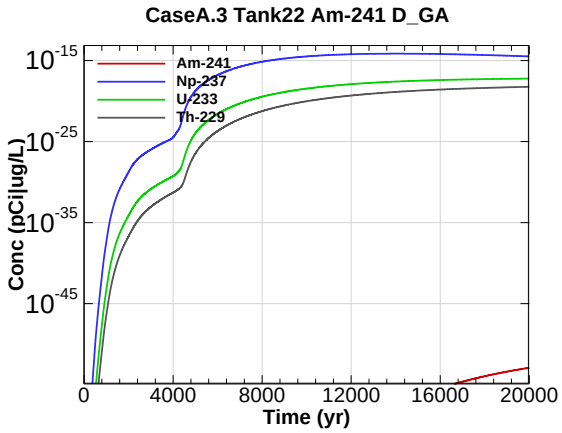

Figure R.15-16 - 100m Aquifer Concentration for CaseA.3 Tank22 Am-241 D_GA

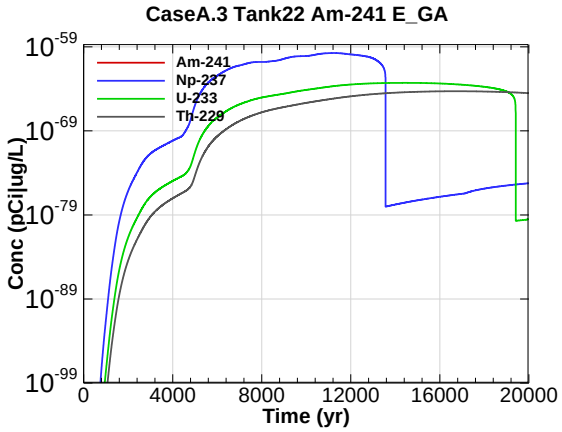

Figure R.15-17 - 100m Aquifer Concentration for CaseA.3 Tank22 Am-241 E_GA

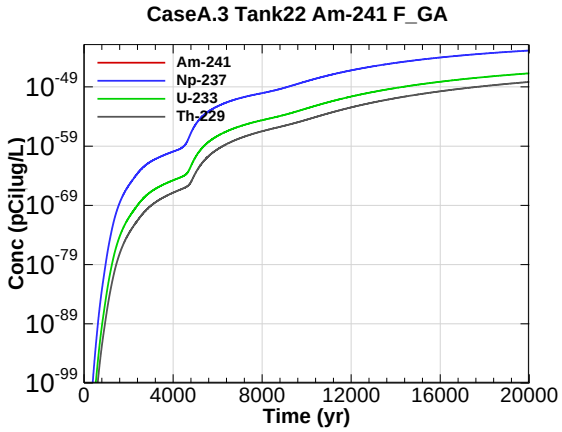

Figure R.15-18 - 100m Aquifer Concentration for CaseA.3 Tank22 Am-241 F_GA

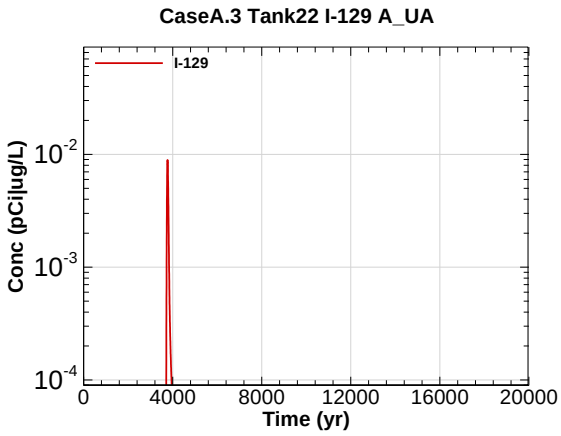

Figure R.15-19 - 100m Aquifer Concentration for CaseA.3 Tank22 I-129 A_UA

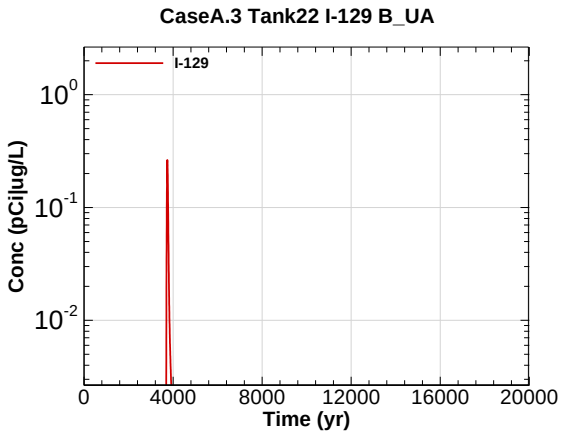

Figure R.15-20 - 100m Aquifer Concentration for CaseA.3 Tank22 I-129 B_UA

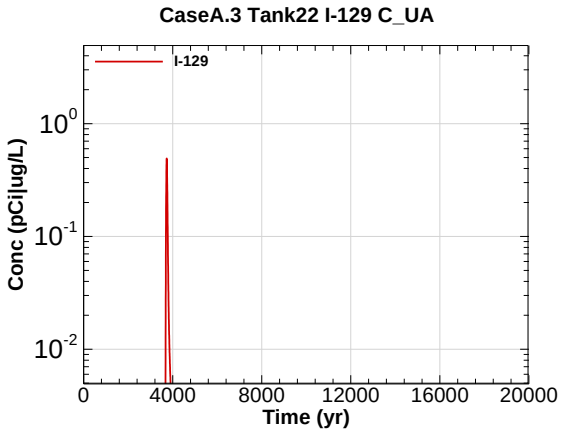

Figure R.15-21 - 100m Aquifer Concentration for CaseA.3 Tank22 I-129 C_UA

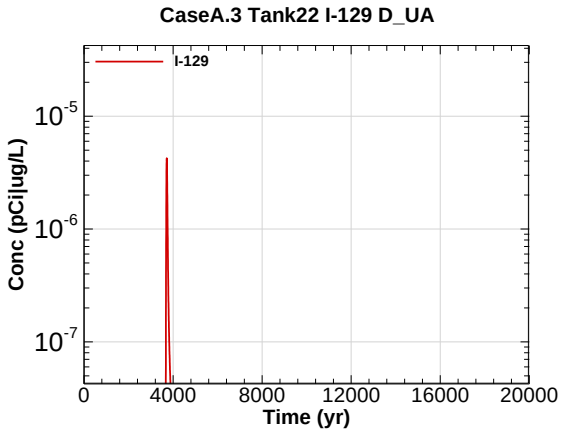

Figure R.15-22 - 100m Aquifer Concentration for CaseA.3 Tank22 I-129 D_UA

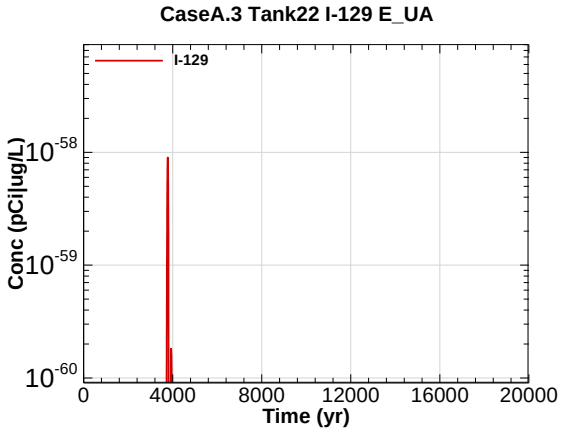

Figure R.15-23 - 100m Aquifer Concentration for CaseA.3 Tank22 I-129 E_UA

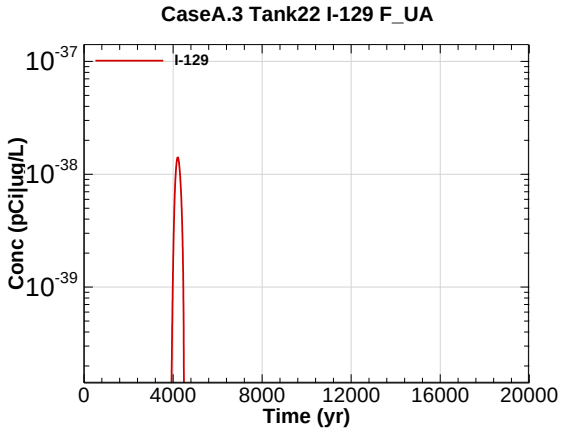

Figure R.15-24 - 100m Aquifer Concentration for CaseA.3 Tank22 I-129 F_UA

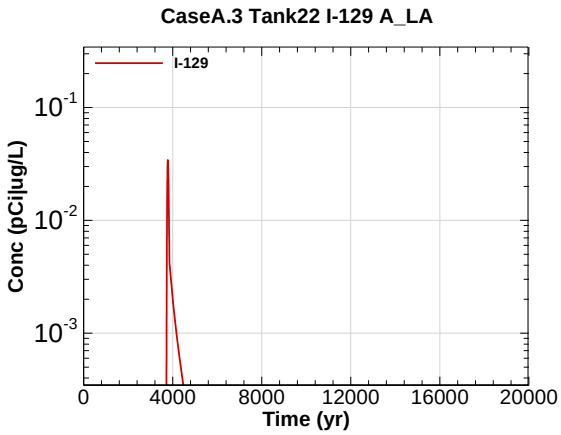

Figure R.15-25 - 100m Aquifer Concentration for CaseA.3 Tank22 I-129 A_LA

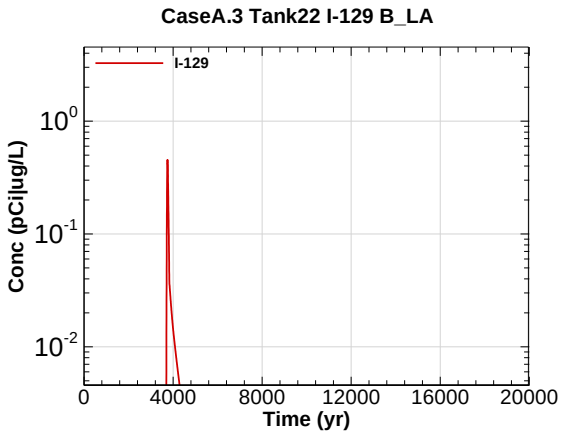

Figure R.15-26 - 100m Aquifer Concentration for CaseA.3 Tank22 I-129 B_LA

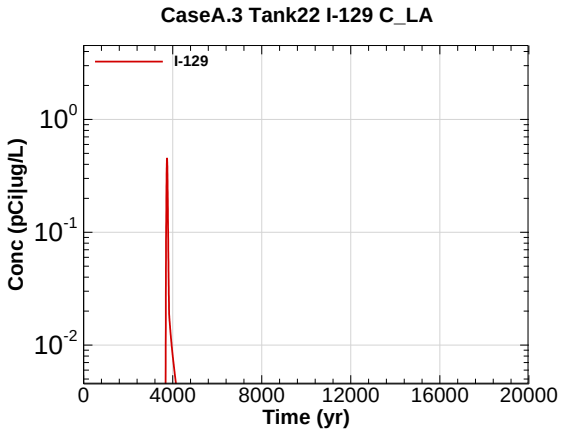

Figure R.15-27 - 100m Aquifer Concentration for CaseA.3 Tank22 I-129 C_LA

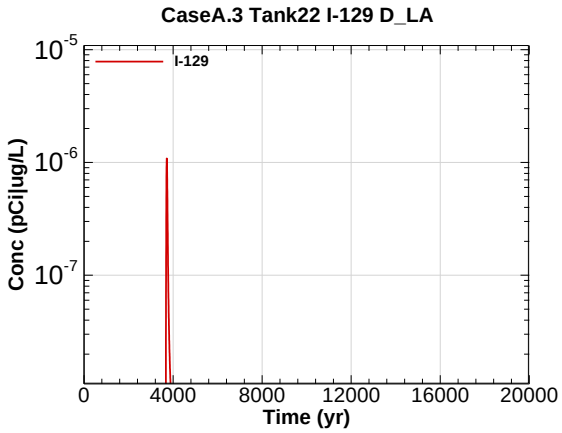

Figure R.15-28 - 100m Aquifer Concentration for CaseA.3 Tank22 I-129 D_LA

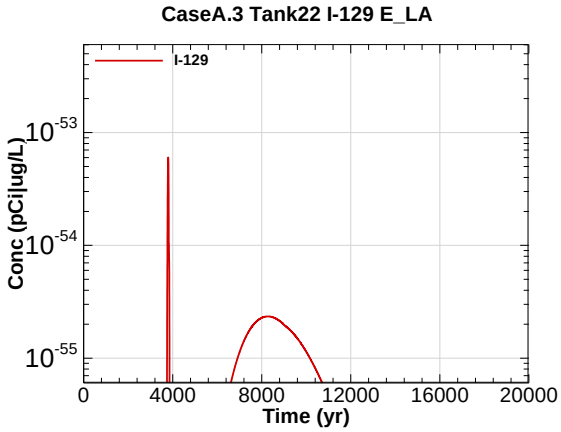

Figure R.15-29 - 100m Aquifer Concentration for CaseA.3 Tank22 I-129 E_LA

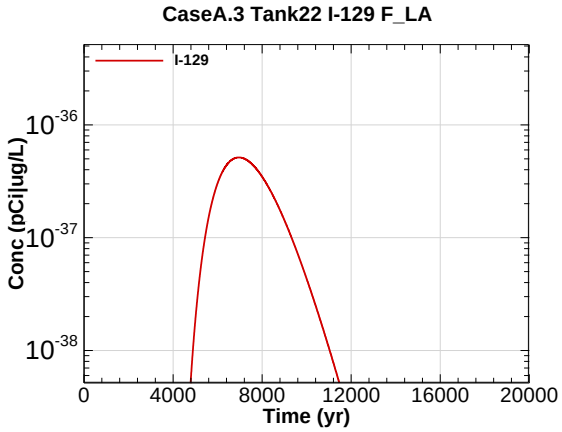

Figure R.15-30 - 100m Aquifer Concentration for CaseA.3 Tank22 I-129 F_LA

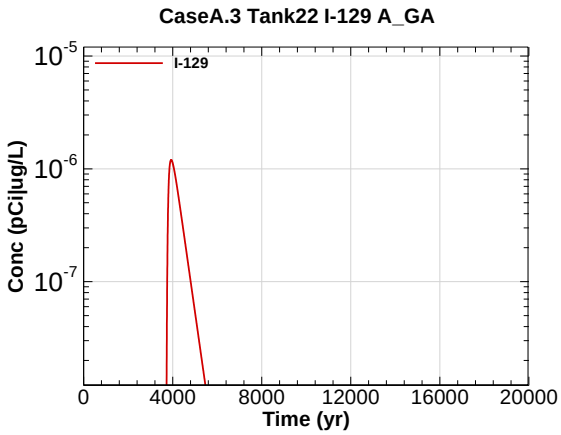

Figure R.15-31 - 100m Aquifer Concentration for CaseA.3 Tank22 I-129 A_GA

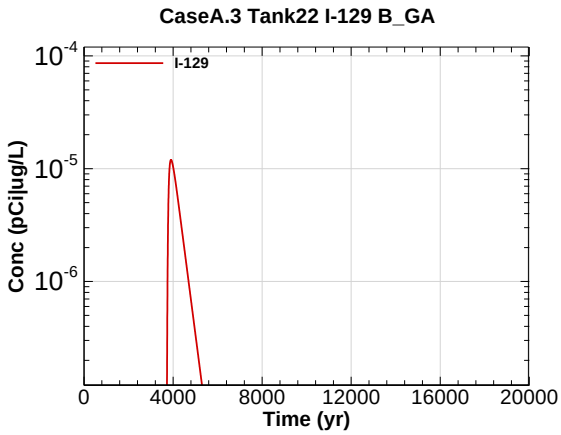

Figure R.15-32 - 100m Aquifer Concentration for CaseA.3 Tank22 I-129 B_GA

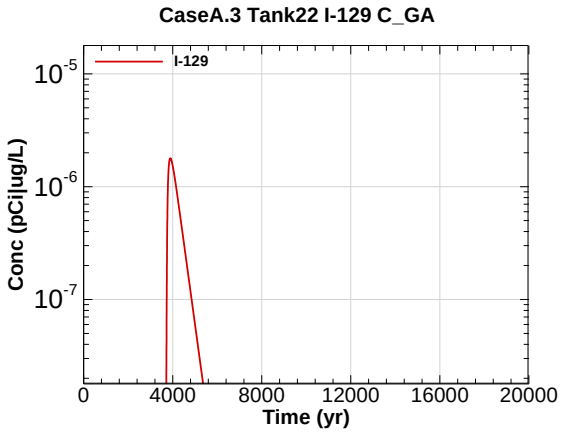

Figure R.15-33 - 100m Aquifer Concentration for CaseA.3 Tank22 I-129 C_GA

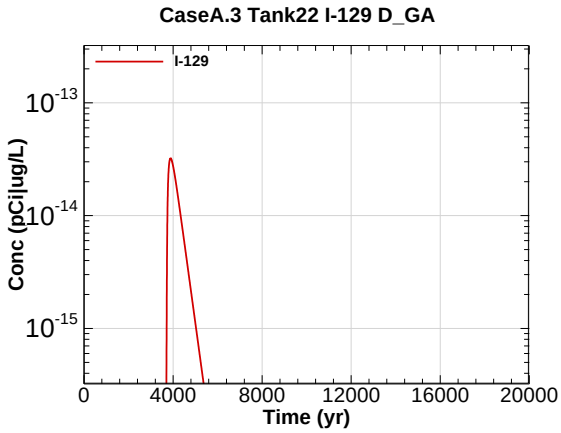

Figure R.15-34 - 100m Aquifer Concentration for CaseA.3 Tank22 I-129 D_GA

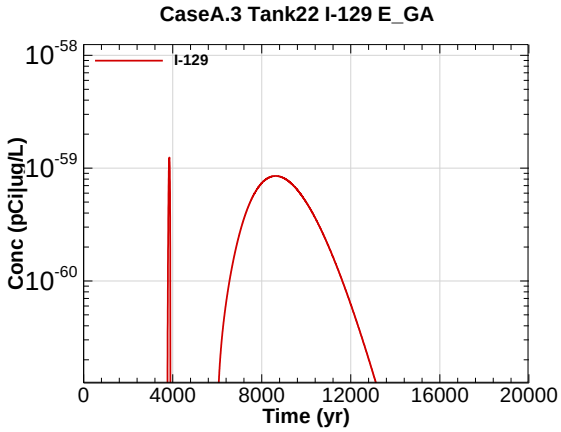

Figure R.15-35 - 100m Aquifer Concentration for CaseA.3 Tank22 I-129 E_GA

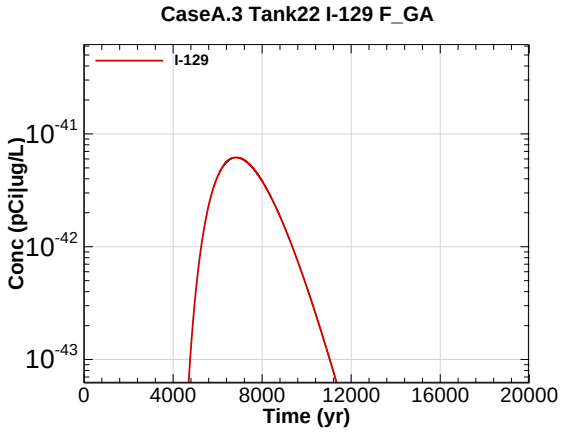

Figure R.15-36 - 100m Aquifer Concentration for CaseA.3 Tank22 I-129 F_GA

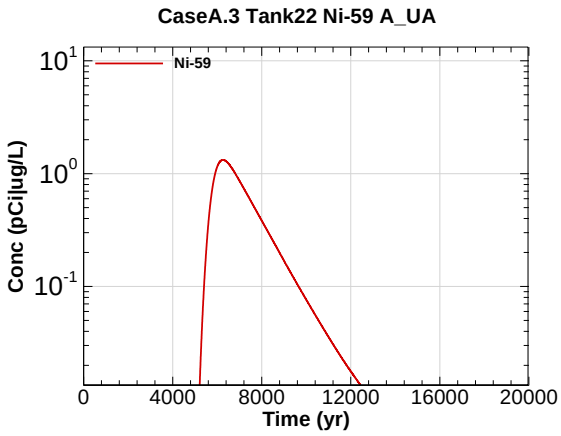

Figure R.15-37 - 100m Aquifer Concentration for CaseA.3 Tank22 Ni-59 A_UA

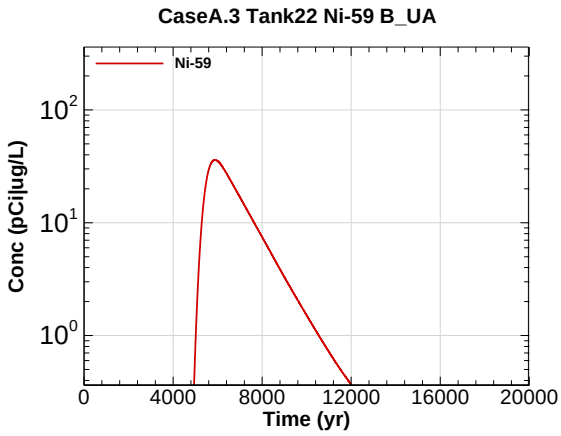

Figure R.15-38 - 100m Aquifer Concentration for CaseA.3 Tank22 Ni-59 B_UA

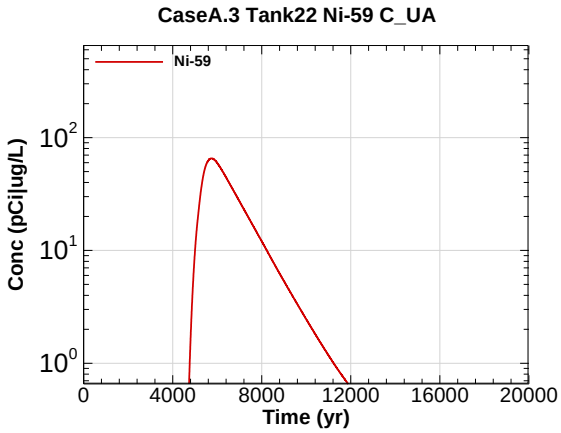

Figure R.15-39 - 100m Aquifer Concentration for CaseA.3 Tank22 Ni-59 C_UA

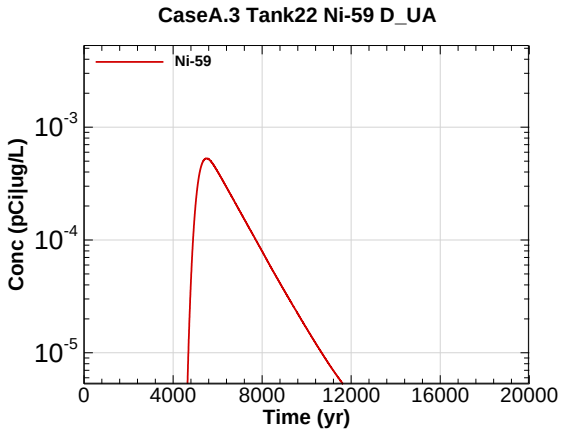

Figure R.15-40 - 100m Aquifer Concentration for CaseA.3 Tank22 Ni-59 D_UA

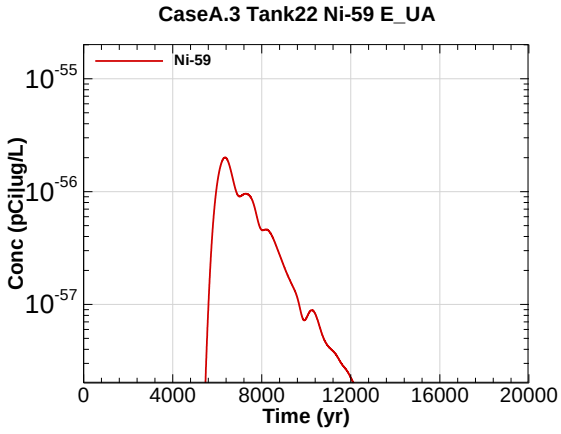

Figure R.15-41 - 100m Aquifer Concentration for CaseA.3 Tank22 Ni-59 E_UA

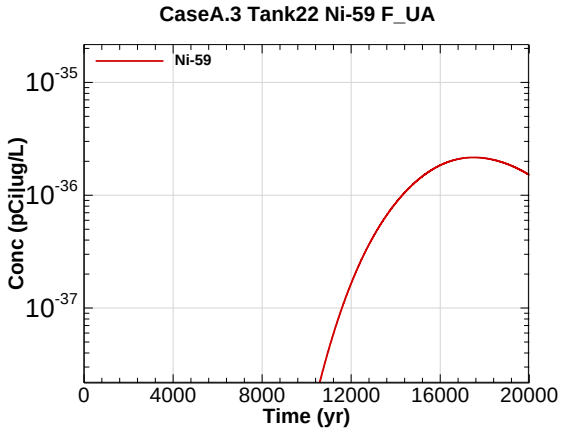

Figure R.15-42 - 100m Aquifer Concentration for CaseA.3 Tank22 Ni-59 F_UA

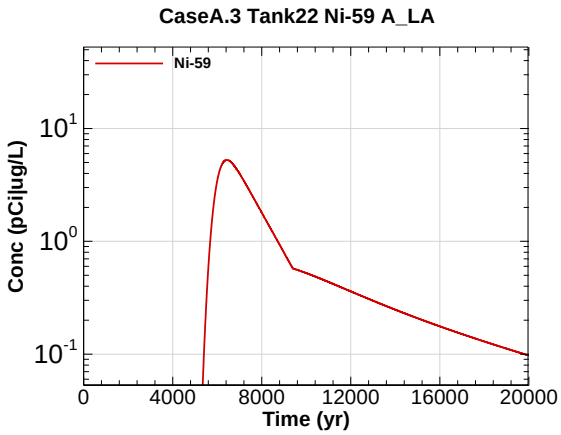

Figure R.15-43 - 100m Aquifer Concentration for CaseA.3 Tank22 Ni-59 A_LA

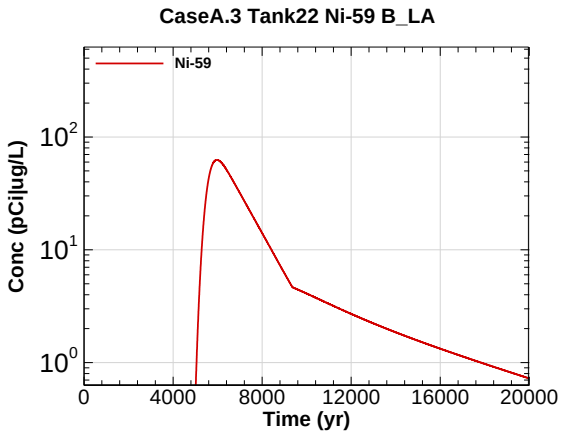

Figure R.15-44 - 100m Aquifer Concentration for CaseA.3 Tank22 Ni-59 B_LA

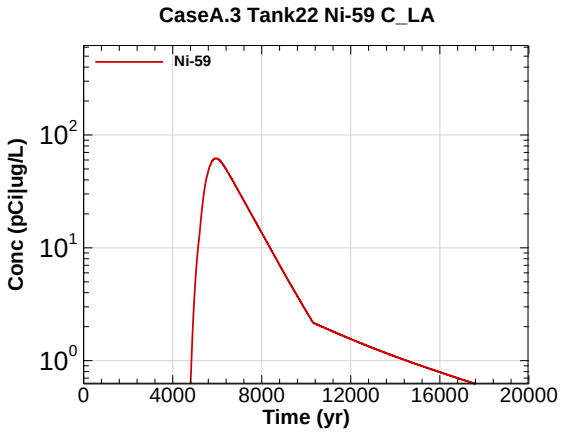

Figure R.15-45 - 100m Aquifer Concentration for CaseA.3 Tank22 Ni-59 C_LA

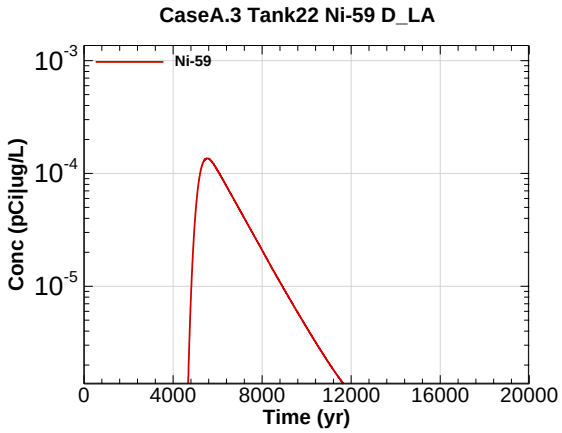

Figure R.15-46 - 100m Aquifer Concentration for CaseA.3 Tank22 Ni-59 D_LA

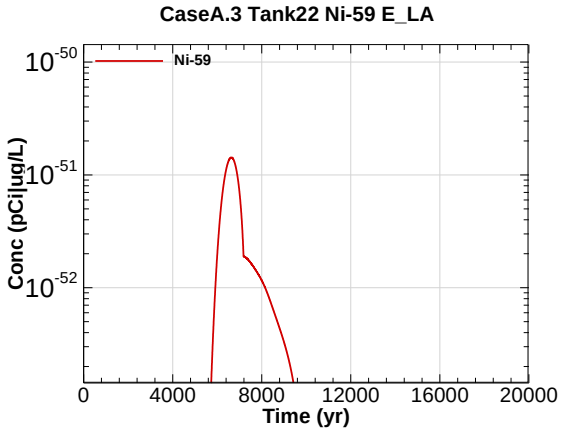

Figure R.15-47 - 100m Aquifer Concentration for CaseA.3 Tank22 Ni-59 E_LA

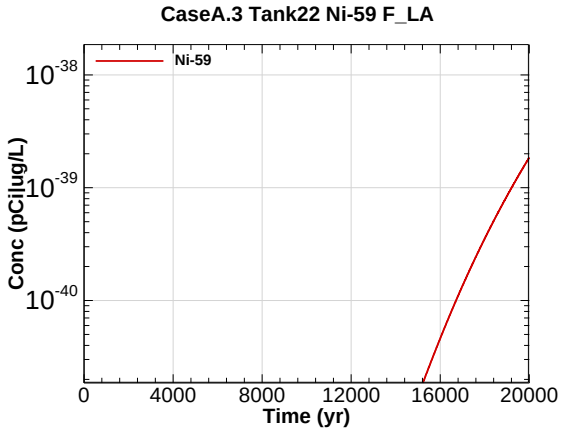

Figure R.15-48 - 100m Aquifer Concentration for CaseA.3 Tank22 Ni-59 F_LA

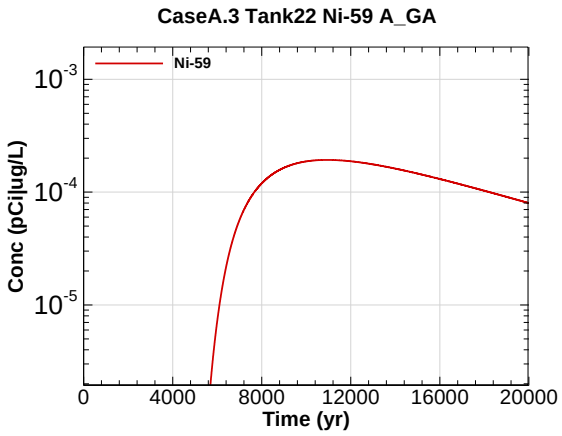

Figure R.15-49 - 100m Aquifer Concentration for CaseA.3 Tank22 Ni-59 A_GA

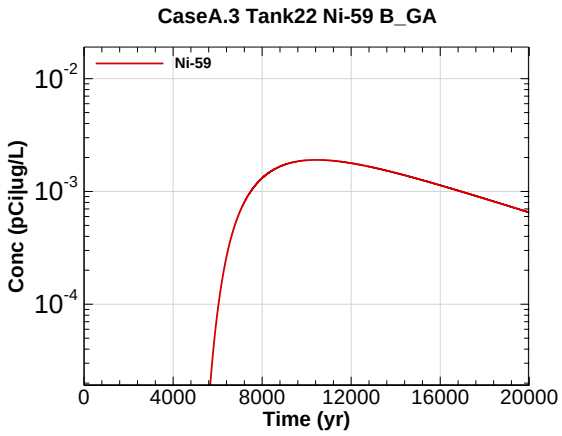

Figure R.15-50 - 100m Aquifer Concentration for CaseA.3 Tank22 Ni-59 B_GA

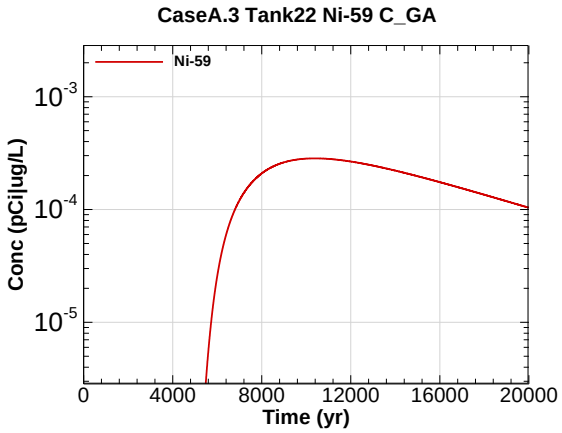

Figure R.15-51 - 100m Aquifer Concentration for CaseA.3 Tank22 Ni-59 C_GA

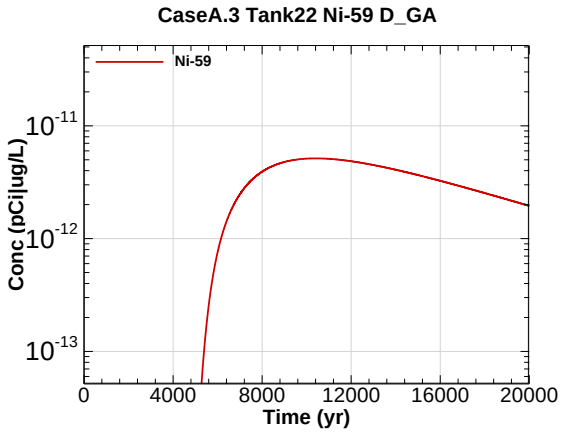

Figure R.15-52 - 100m Aquifer Concentration for CaseA.3 Tank22 Ni-59 D_GA

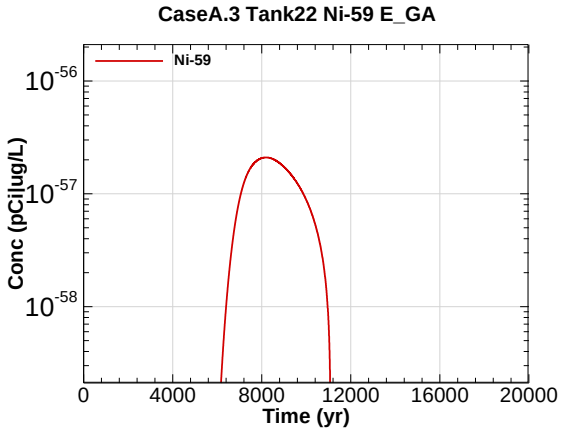

Figure R.15-53 - 100m Aquifer Concentration for CaseA.3 Tank22 Ni-59 E_GA

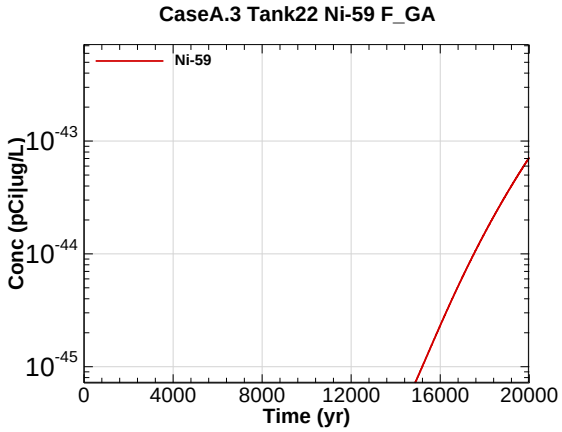

Figure R.15-54 - 100m Aquifer Concentration for CaseA.3 Tank22 Ni-59 F_GA

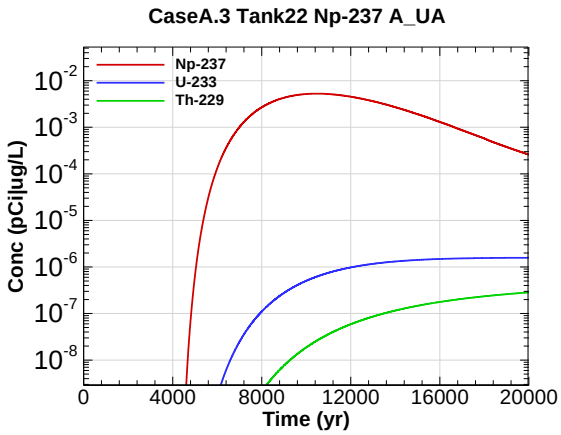

Figure R.15-55 - 100m Aquifer Concentration for CaseA.3 Tank22 Np-237 A_UA

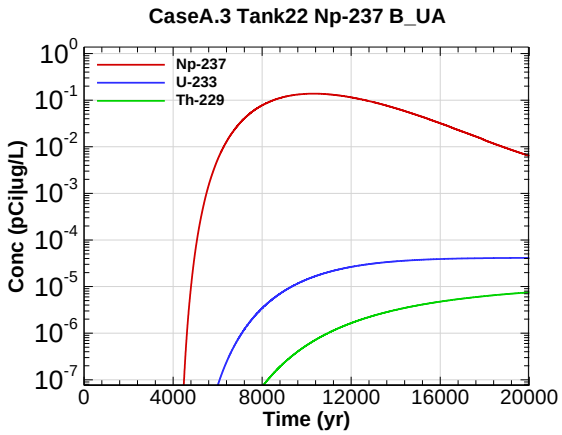

Figure R.15-56 - 100m Aquifer Concentration for CaseA.3 Tank22 Np-237 B_UA

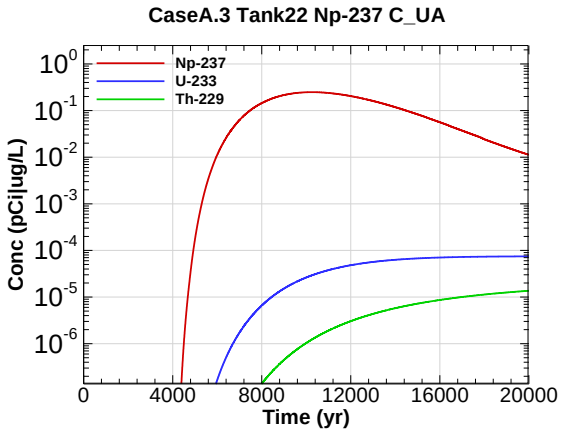

Figure R.15-57 - 100m Aquifer Concentration for CaseA.3 Tank22 Np-237 C_UA

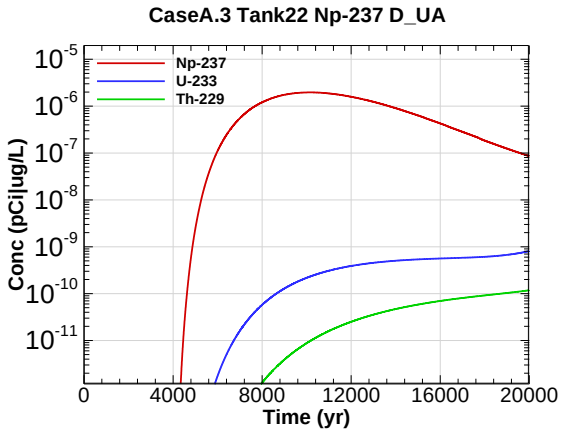

Figure R.15-58 - 100m Aquifer Concentration for CaseA.3 Tank22 Np-237 D_UA

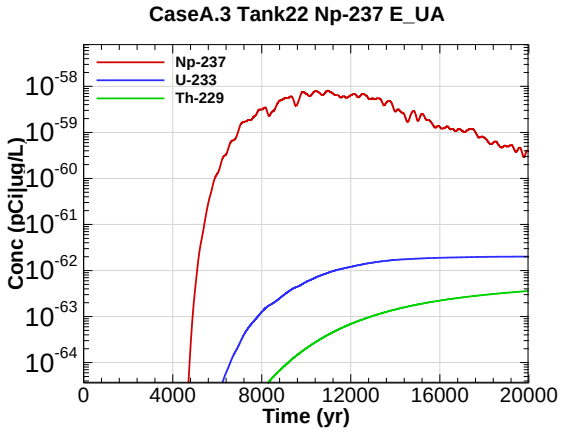

Figure R.15-59 - 100m Aquifer Concentration for CaseA.3 Tank22 Np-237 E_UA

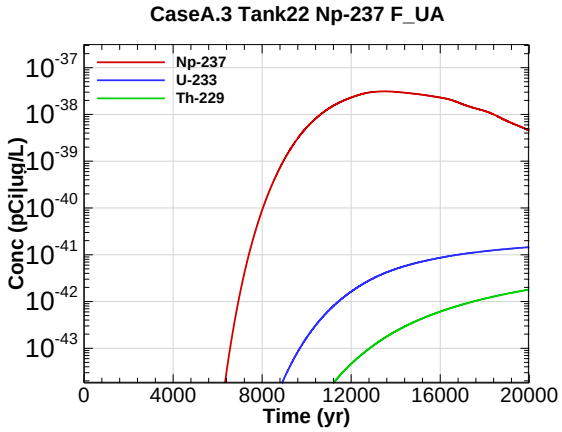

Figure R.15-60 - 100m Aquifer Concentration for CaseA.3 Tank22 Np-237 F_UA

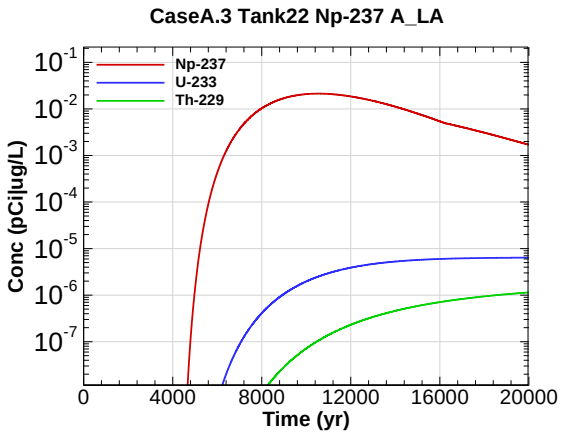

Figure R.15-61 - 100m Aquifer Concentration for CaseA.3 Tank22 Np-237 A_LA

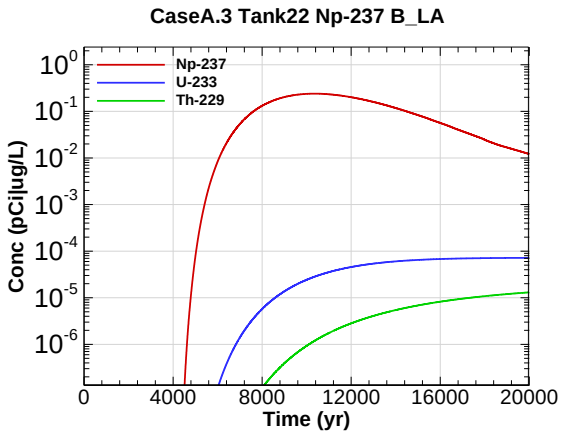

Figure R.15-62 - 100m Aquifer Concentration for CaseA.3 Tank22 Np-237 B_LA

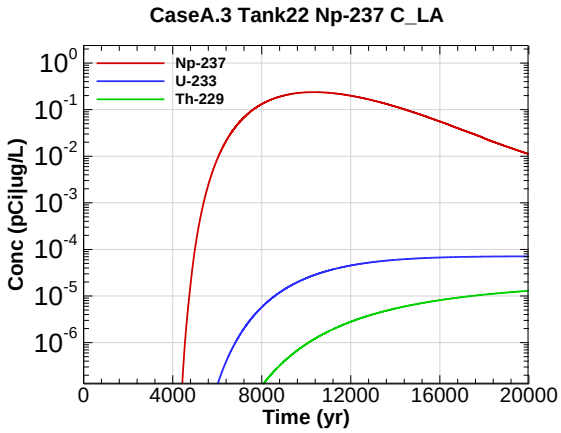

Figure R.15-63 - 100m Aquifer Concentration for CaseA.3 Tank22 Np-237 C_LA

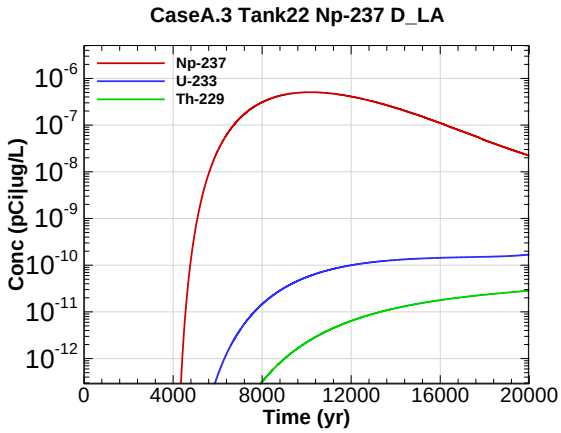

Figure R.15-64 - 100m Aquifer Concentration for CaseA.3 Tank22 Np-237 D_LA

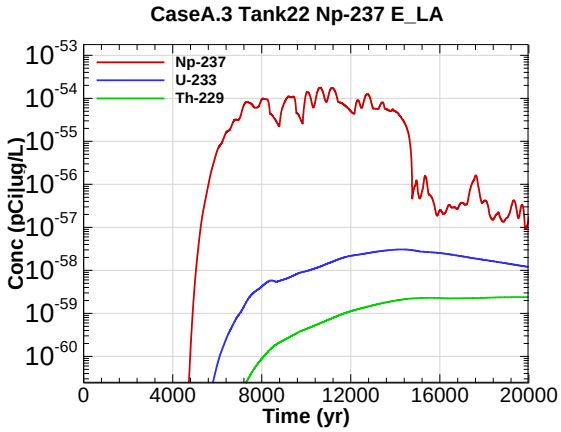

Figure R.15-65 - 100m Aquifer Concentration for CaseA.3 Tank22 Np-237 E_LA

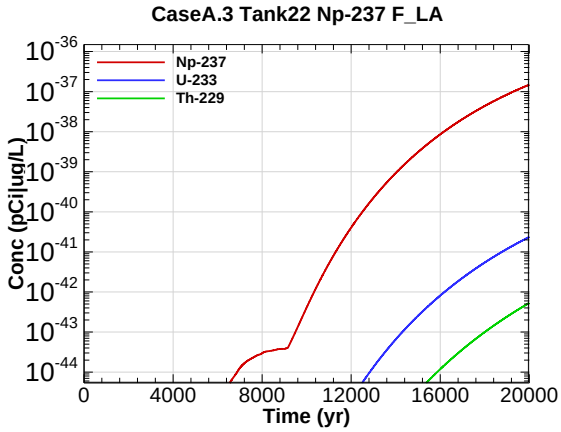

Figure R.15-66 - 100m Aquifer Concentration for CaseA.3 Tank22 Np-237 F_LA

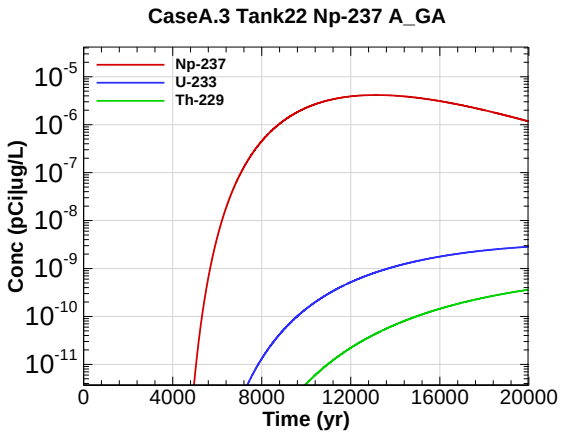

Figure R.15-67 - 100m Aquifer Concentration for CaseA.3 Tank22 Np-237 A_GA

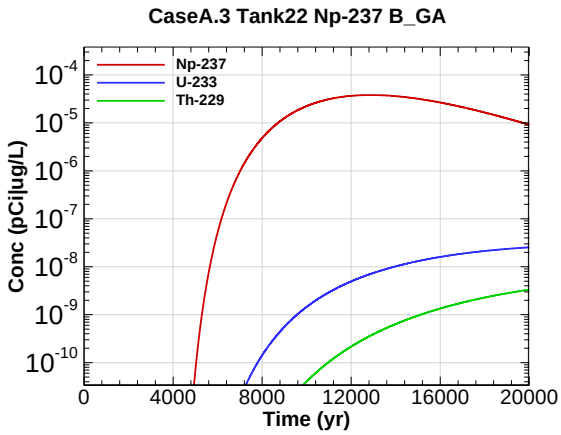

Figure R.15-68 - 100m Aquifer Concentration for CaseA.3 Tank22 Np-237 B_GA

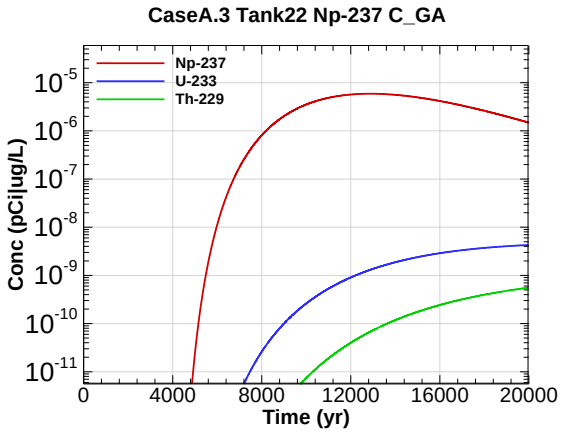

Figure R.15-69 - 100m Aquifer Concentration for CaseA.3 Tank22 Np-237 C_GA

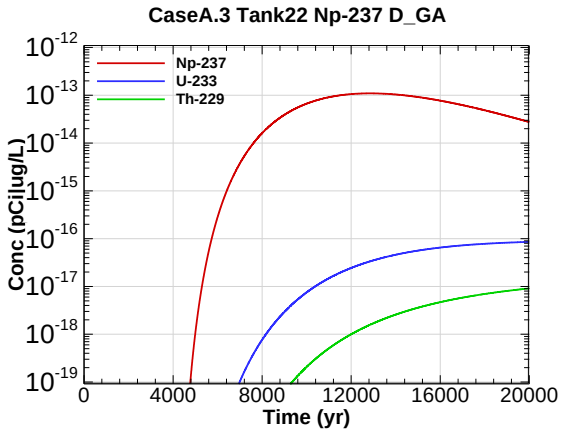

Figure R.15-70 - 100m Aquifer Concentration for CaseA.3 Tank22 Np-237 D_GA

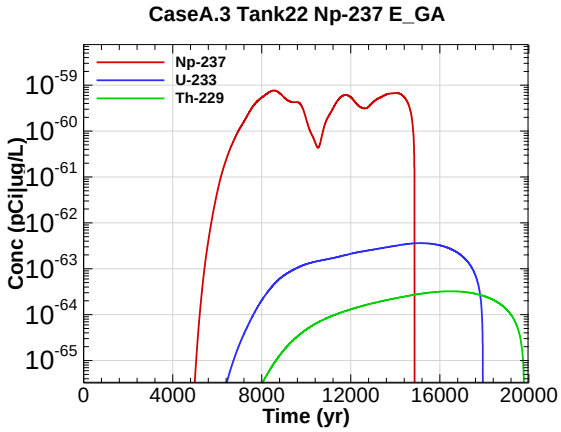

Figure R.15-71 - 100m Aquifer Concentration for CaseA.3 Tank22 Np-237 E_GA

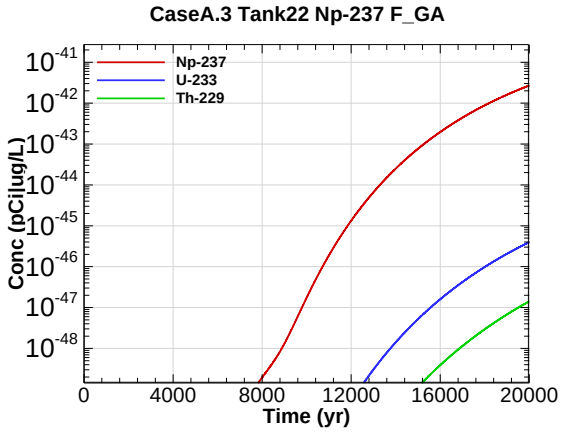

Figure R.15-72 - 100m Aquifer Concentration for CaseA.3 Tank22 Np-237 F_GA

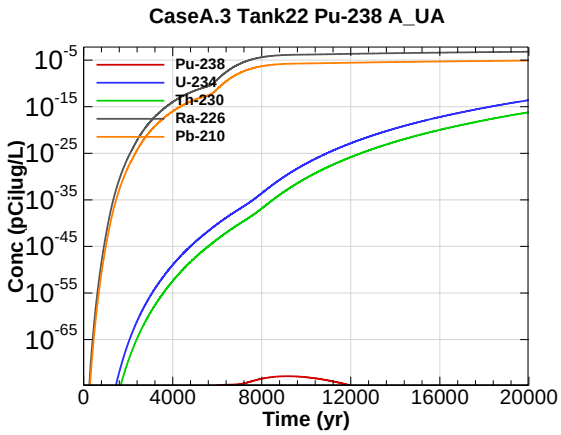

Figure R.15-73 - 100m Aquifer Concentration for CaseA.3 Tank22 Pu-238 A_UA

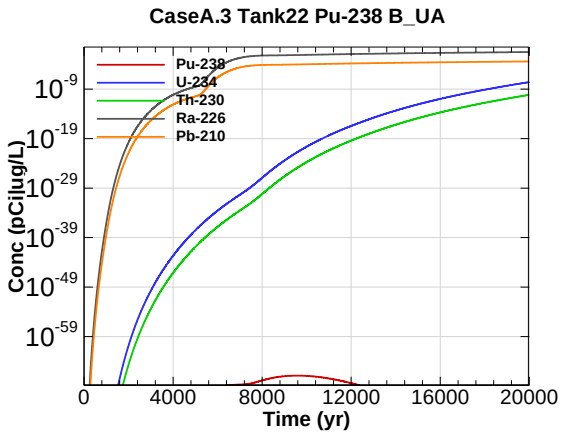

Figure R.15-74 - 100m Aquifer Concentration for CaseA.3 Tank22 Pu-238 B_UA

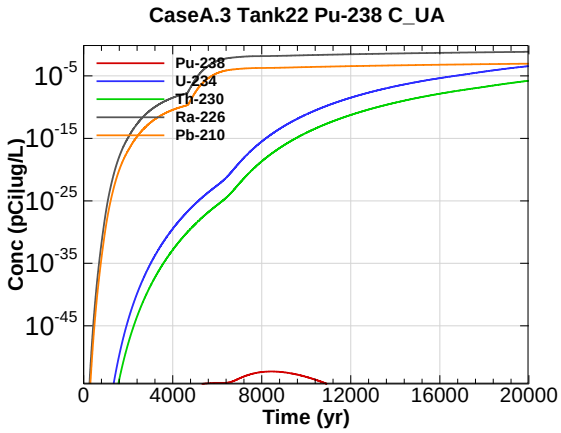

Figure R.15-75 - 100m Aquifer Concentration for CaseA.3 Tank22 Pu-238 C_UA

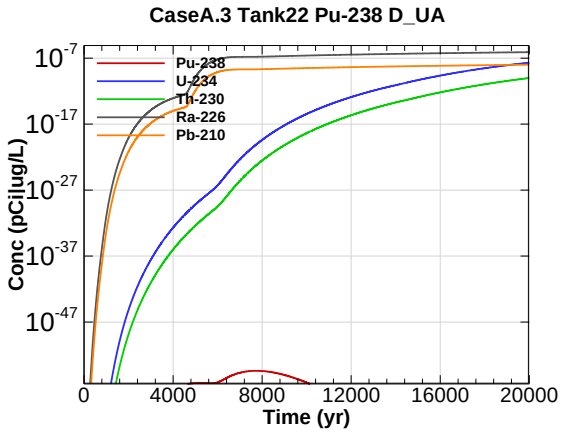

Figure R.15-76 - 100m Aquifer Concentration for CaseA.3 Tank22 Pu-238 D_UA

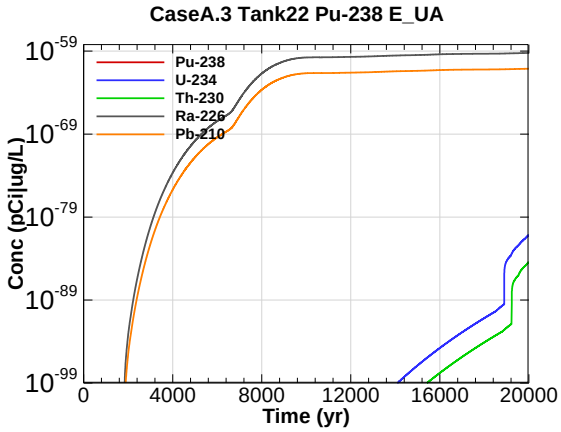

Figure R.15-77 - 100m Aquifer Concentration for CaseA.3 Tank22 Pu-238 E_UA

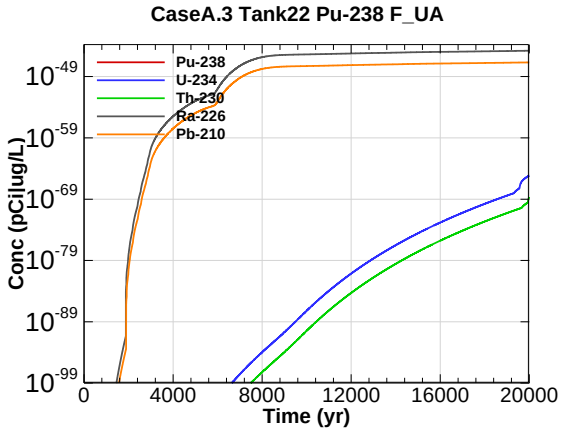

Figure R.15-78 - 100m Aquifer Concentration for CaseA.3 Tank22 Pu-238 F_UA

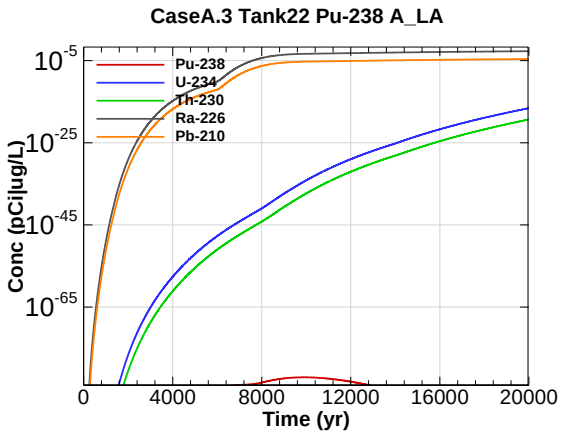

Figure R.15-79 - 100m Aquifer Concentration for CaseA.3 Tank22 Pu-238 A_LA

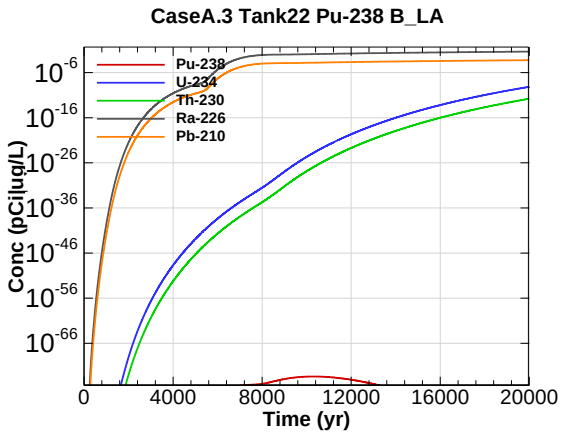

Figure R.15-80 - 100m Aquifer Concentration for CaseA.3 Tank22 Pu-238 B_LA

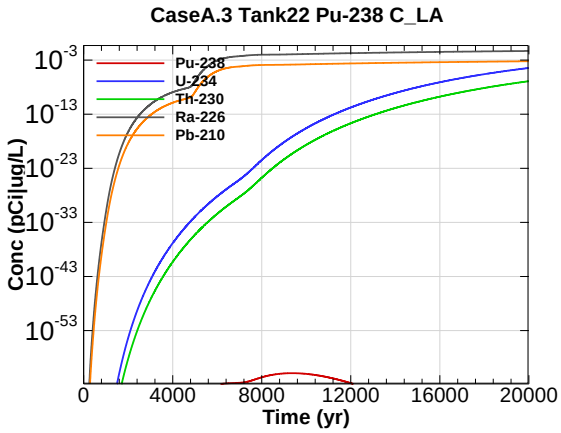

Figure R.15-81 - 100m Aquifer Concentration for CaseA.3 Tank22 Pu-238 C_LA

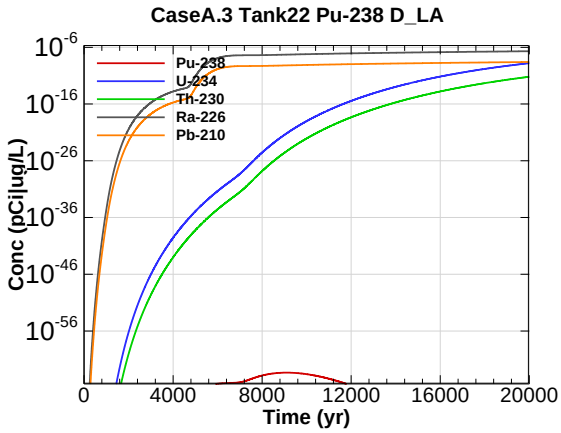

Figure R.15-82 - 100m Aquifer Concentration for CaseA.3 Tank22 Pu-238 D_LA

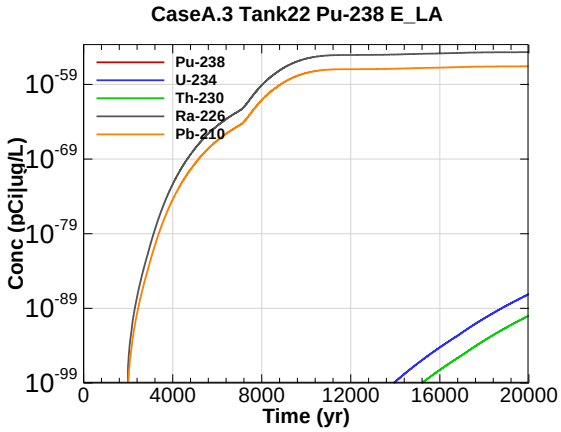

Figure R.15-83 - 100m Aquifer Concentration for CaseA.3 Tank22 Pu-238 E_LA

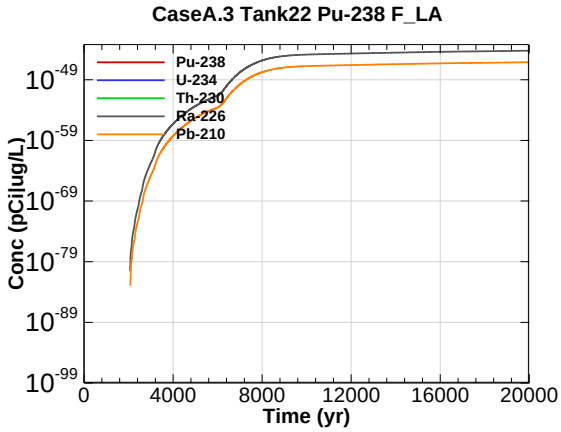

Figure R.15-84 - 100m Aquifer Concentration for CaseA.3 Tank22 Pu-238 F_LA

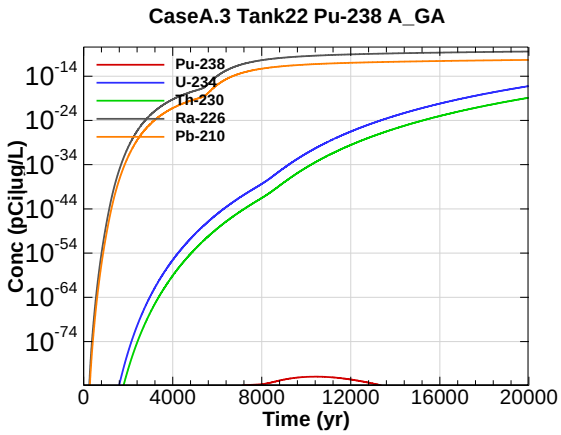

Figure R.15-85 - 100m Aquifer Concentration for CaseA.3 Tank22 Pu-238 A_GA

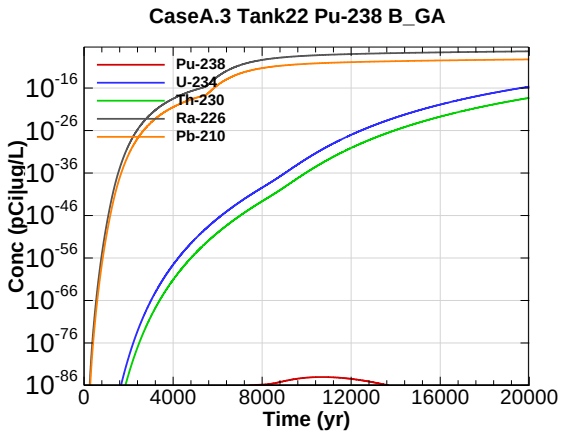

Figure R.15-86 - 100m Aquifer Concentration for CaseA.3 Tank22 Pu-238 B_GA

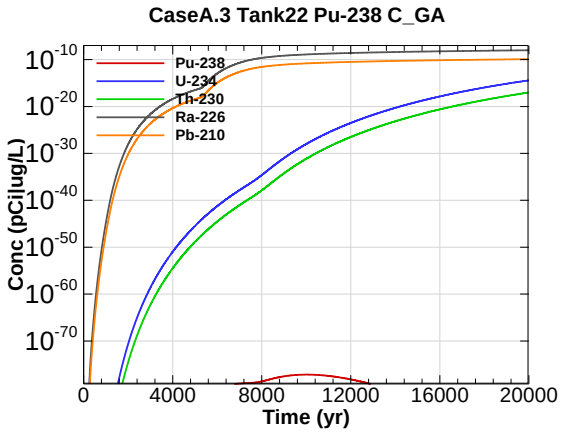

Figure R.15-87 - 100m Aquifer Concentration for CaseA.3 Tank22 Pu-238 C_GA

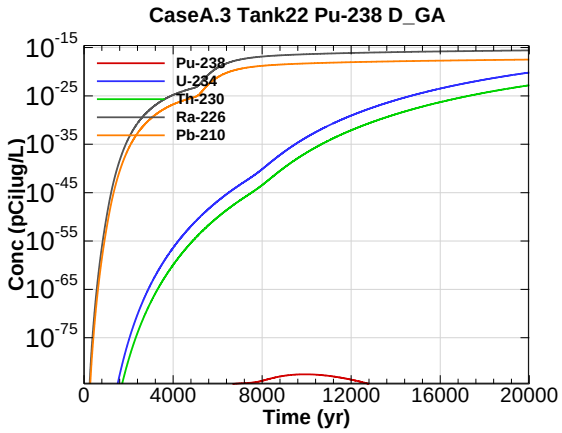

Figure R.15-88 - 100m Aquifer Concentration for CaseA.3 Tank22 Pu-238 D_GA

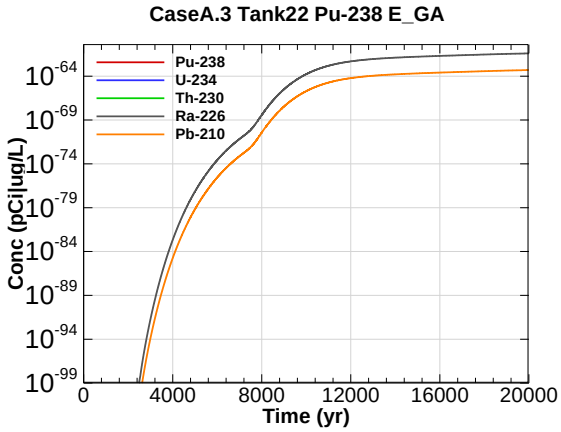

Figure R.15-89 - 100m Aquifer Concentration for CaseA.3 Tank22 Pu-238 E_GA

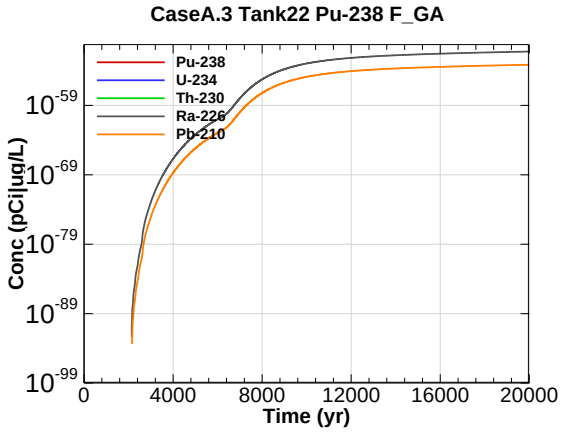

Figure R.15-90 - 100m Aquifer Concentration for CaseA.3 Tank22 Pu-238 F_GA

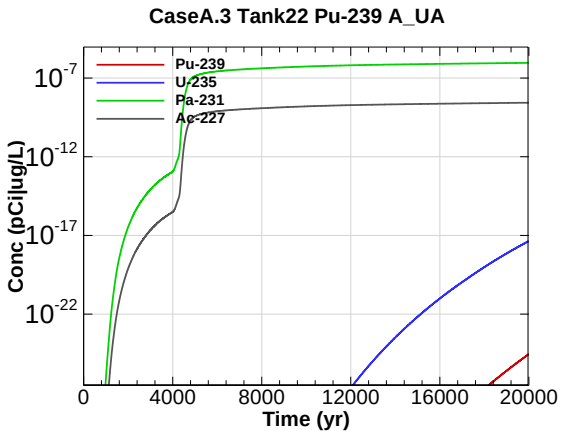

Figure R.15-91 - 100m Aquifer Concentration for CaseA.3 Tank22 Pu-239 A_UA

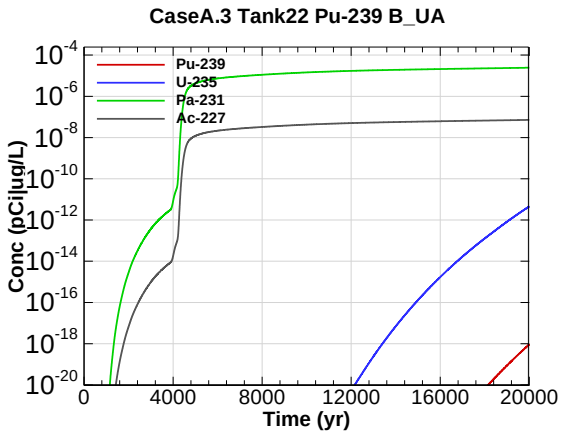

Figure R.15-92 - 100m Aquifer Concentration for CaseA.3 Tank22 Pu-239 B_UA

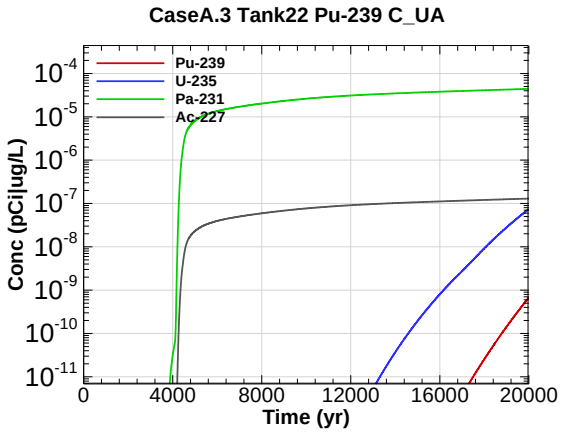

Figure R.15-93 - 100m Aquifer Concentration for CaseA.3 Tank22 Pu-239 C_UA

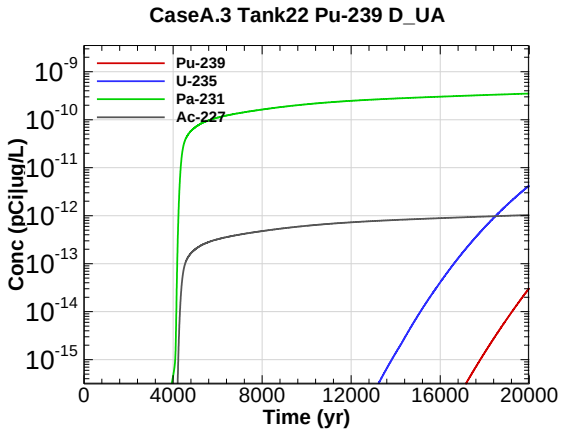

Figure R.15-94 - 100m Aquifer Concentration for CaseA.3 Tank22 Pu-239 D_UA

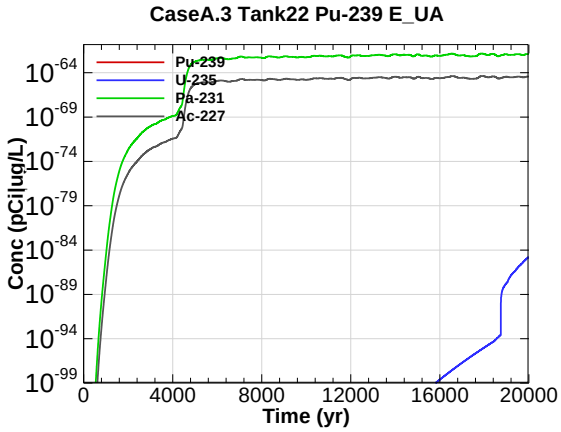

Figure R.15-95 - 100m Aquifer Concentration for CaseA.3 Tank22 Pu-239 E_UA

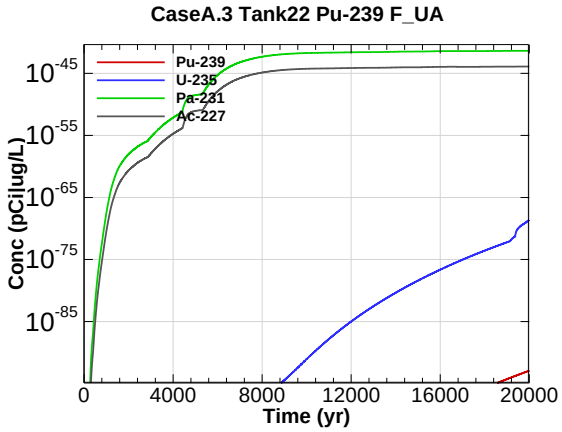

Figure R.15-96 - 100m Aquifer Concentration for CaseA.3 Tank22 Pu-239 F_UA

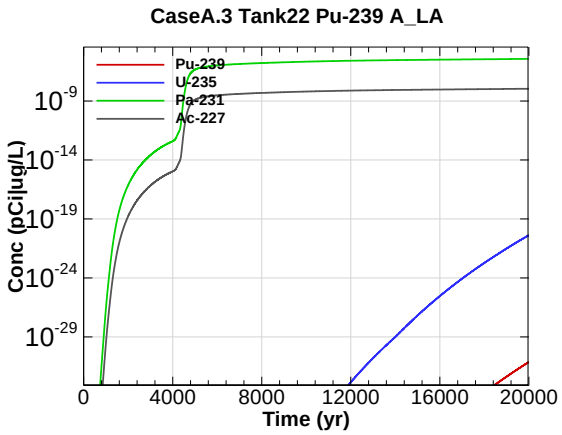

Figure R.15-97 - 100m Aquifer Concentration for CaseA.3 Tank22 Pu-239 A_LA

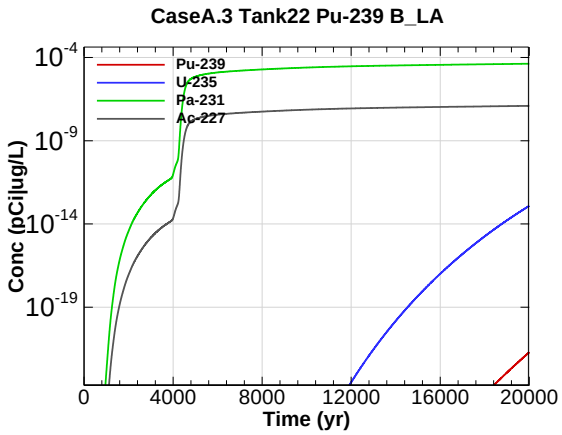

Figure R.15-98 - 100m Aquifer Concentration for CaseA.3 Tank22 Pu-239 B_LA

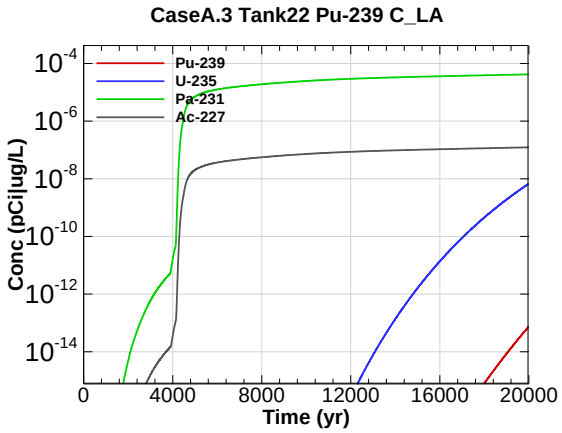

Figure R.15-99 - 100m Aquifer Concentration for CaseA.3 Tank22 Pu-239 C_LA

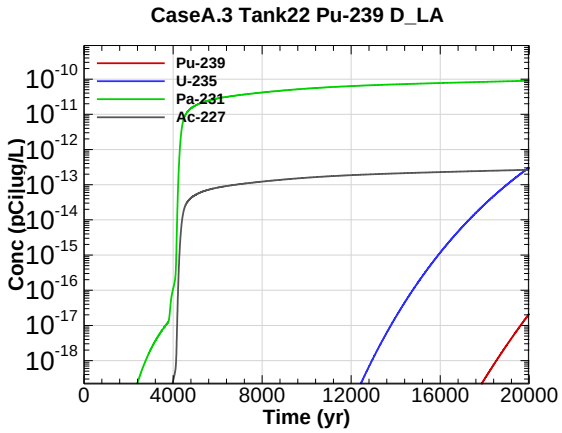

Figure R.15-100 - 100m Aquifer Concentration for CaseA.3 Tank22 Pu-239 D_LA

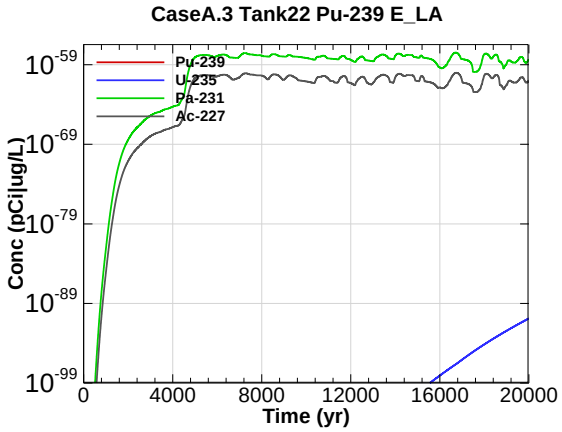

Figure R.15-101 - 100m Aquifer Concentration for CaseA.3 Tank22 Pu-239 E_LA

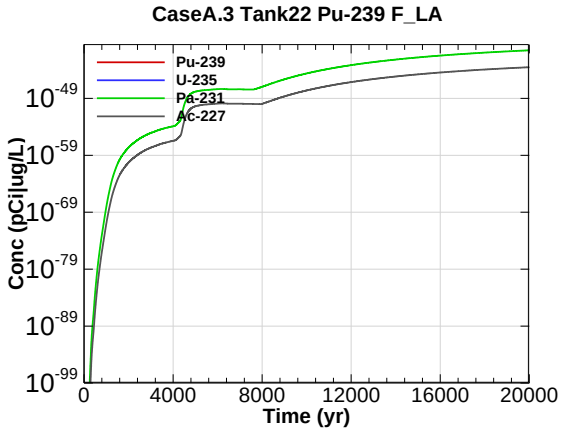

Figure R.15-102 - 100m Aquifer Concentration for CaseA.3 Tank22 Pu-239 F_LA

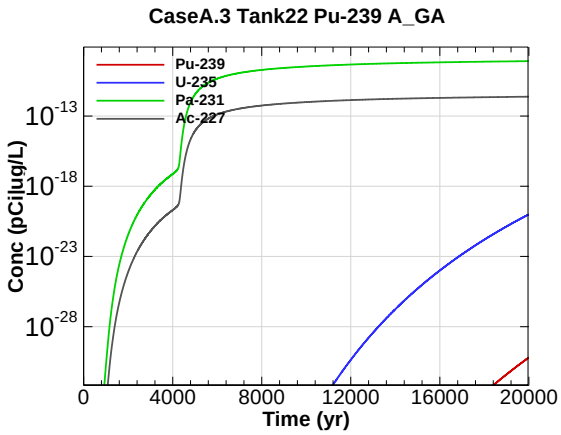

Figure R.15-103 - 100m Aquifer Concentration for CaseA.3 Tank22 Pu-239 A_GA

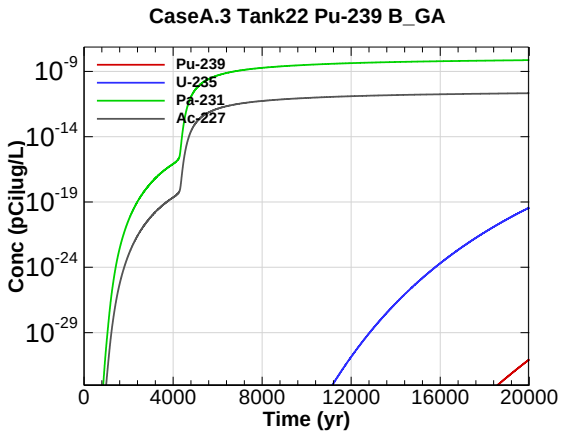

Figure R.15-104 - 100m Aquifer Concentration for CaseA.3 Tank22 Pu-239 B_GA

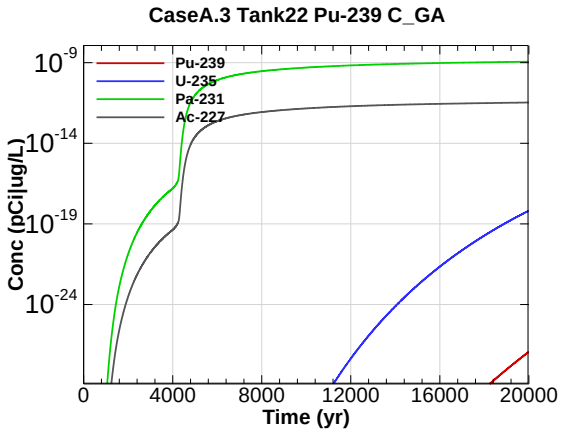

Figure R.15-105 - 100m Aquifer Concentration for CaseA.3 Tank22 Pu-239 C_GA

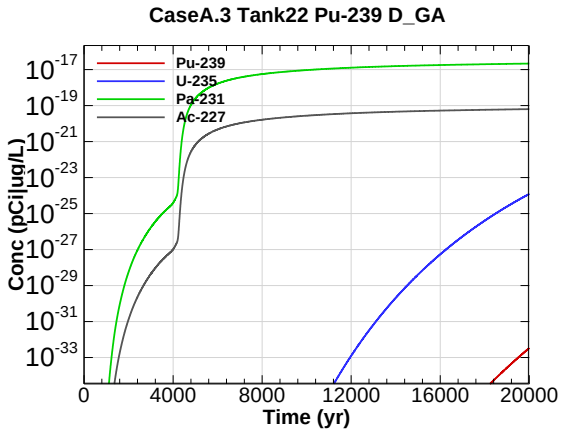

Figure R.15-106 - 100m Aquifer Concentration for CaseA.3 Tank22 Pu-239 D_GA

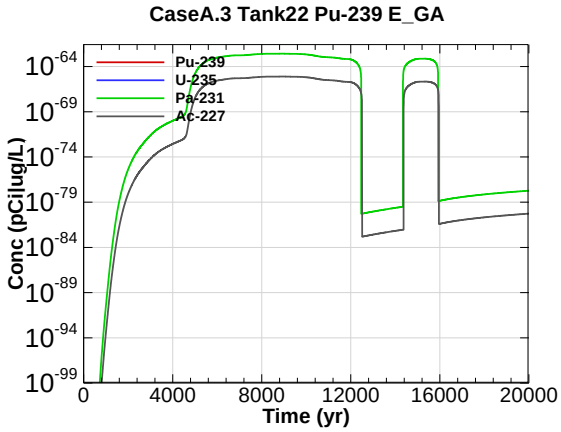

Figure R.15-107 - 100m Aquifer Concentration for CaseA.3 Tank22 Pu-239 E_GA

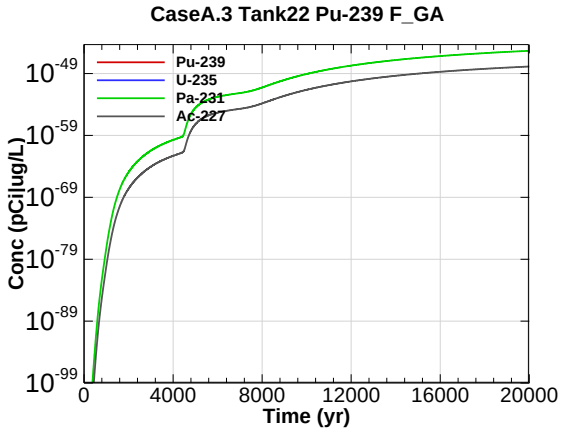

Figure R.15-108 - 100m Aquifer Concentration for CaseA.3 Tank22 Pu-239 F_GA

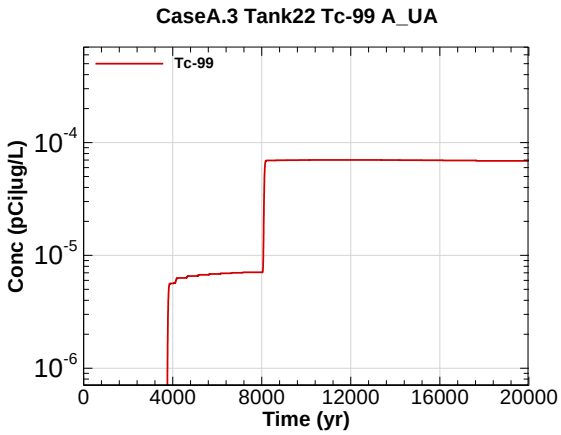

Figure R.15-109 - 100m Aquifer Concentration for CaseA.3 Tank22 Tc-99 A_UA

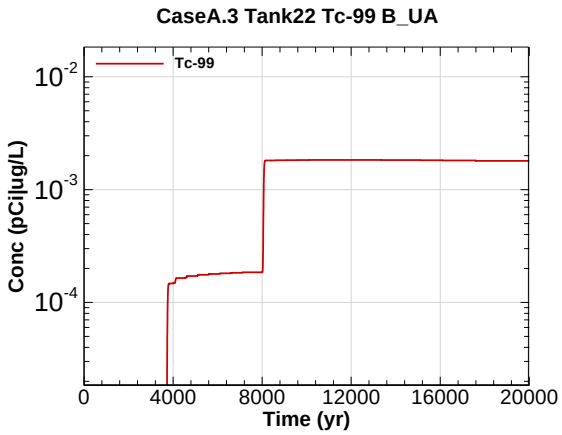

Figure R.15-110 - 100m Aquifer Concentration for CaseA.3 Tank22 Tc-99 B_UA

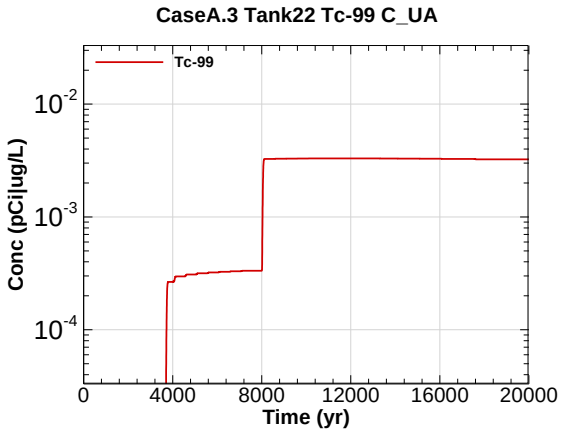

Figure R.15-111 - 100m Aquifer Concentration for CaseA.3 Tank22 Tc-99 C_UA

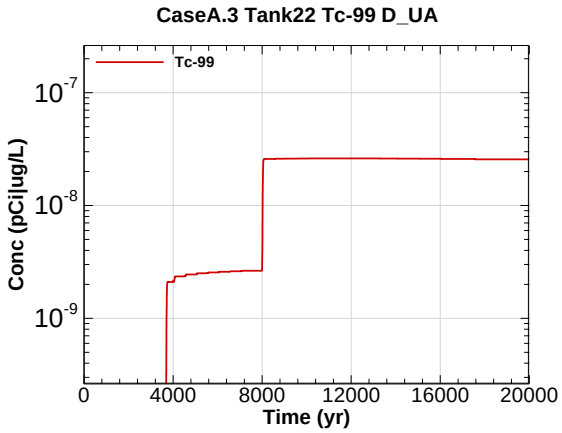

Figure R.15-112 - 100m Aquifer Concentration for CaseA.3 Tank22 Tc-99 D_UA

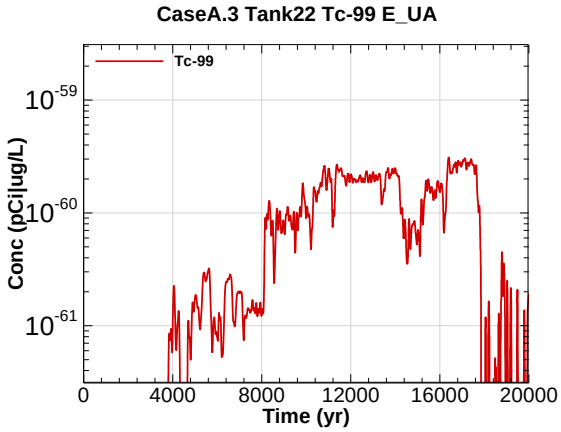

Figure R.15-113 - 100m Aquifer Concentration for CaseA.3 Tank22 Tc-99 E_UA

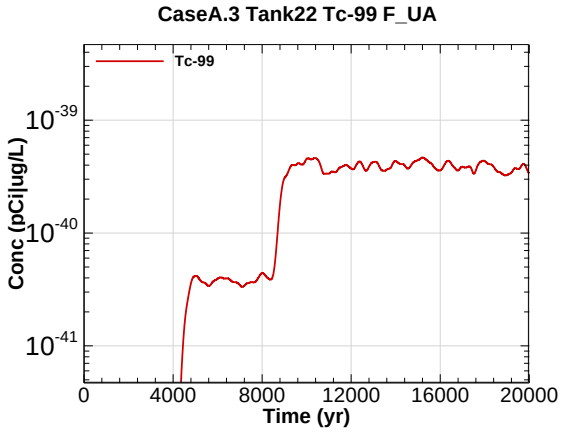

Figure R.15-114 - 100m Aquifer Concentration for CaseA.3 Tank22 Tc-99 F_UA

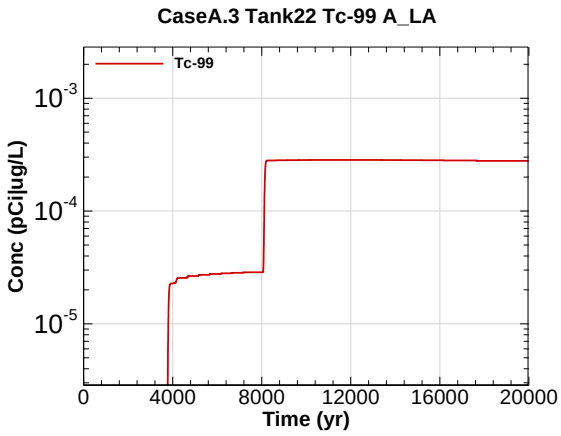

Figure R.15-115 - 100m Aquifer Concentration for CaseA.3 Tank22 Tc-99 A_LA

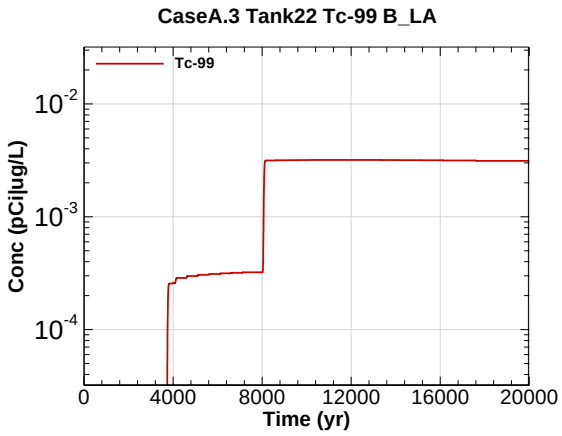

Figure R.15-116 - 100m Aquifer Concentration for CaseA.3 Tank22 Tc-99 B_LA

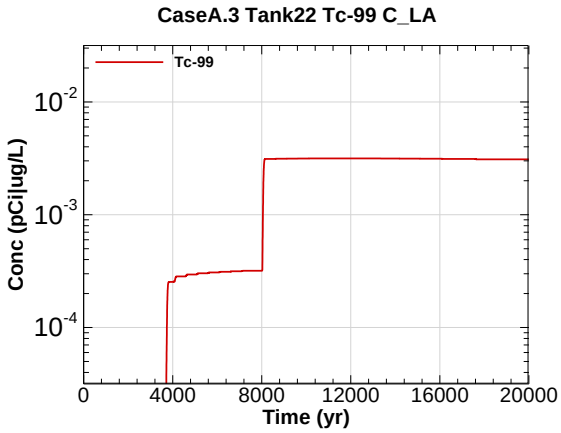

Figure R.15-117 - 100m Aquifer Concentration for CaseA.3 Tank22 Tc-99 C_LA

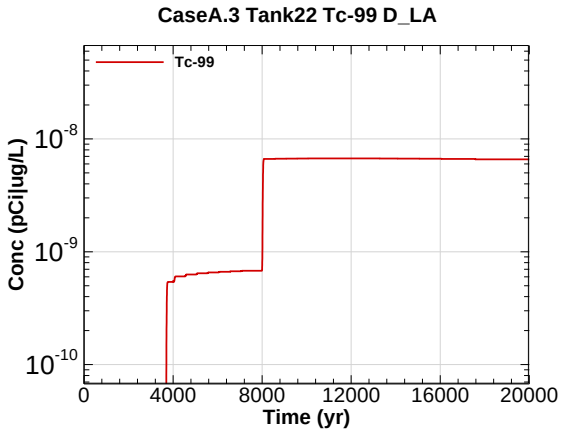

Figure R.15-118 - 100m Aquifer Concentration for CaseA.3 Tank22 Tc-99 D_LA

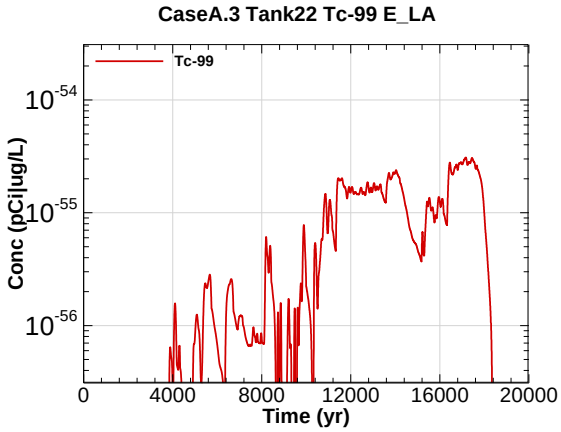

Figure R.15-119 - 100m Aquifer Concentration for CaseA.3 Tank22 Tc-99 E_LA

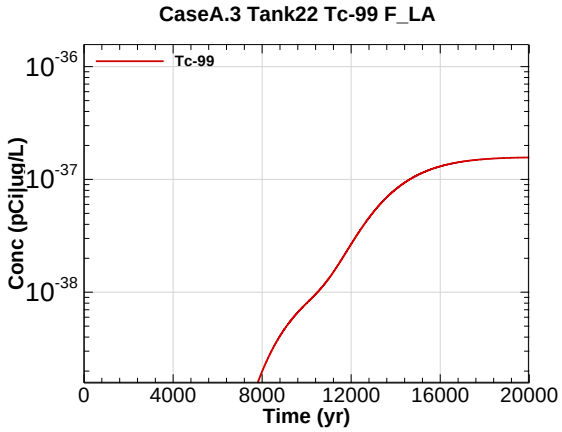

Figure R.15-120 - 100m Aquifer Concentration for CaseA.3 Tank22 Tc-99 F_LA

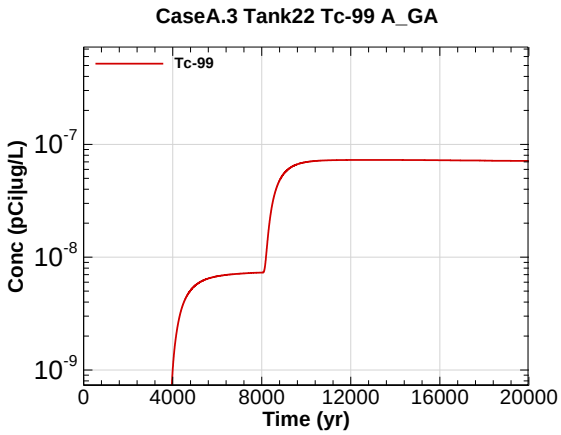

Figure R.15-121 - 100m Aquifer Concentration for CaseA.3 Tank22 Tc-99 A_GA

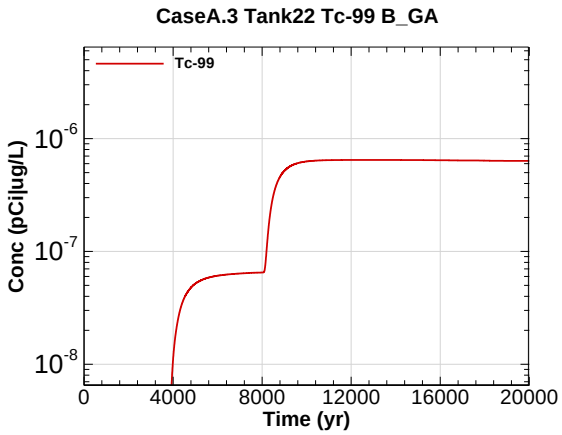

Figure R.15-122 - 100m Aquifer Concentration for CaseA.3 Tank22 Tc-99 B_GA

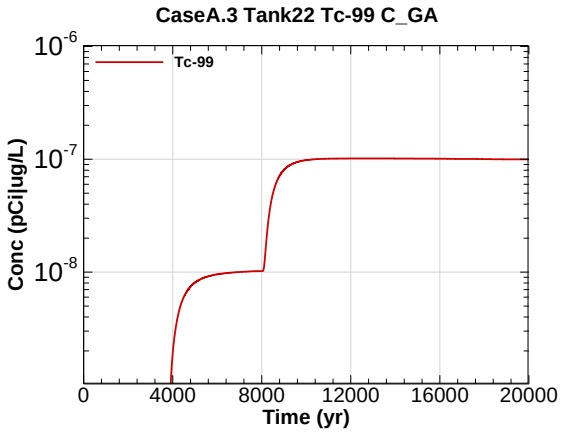

Figure R.15-123 - 100m Aquifer Concentration for CaseA.3 Tank22 Tc-99 C_GA

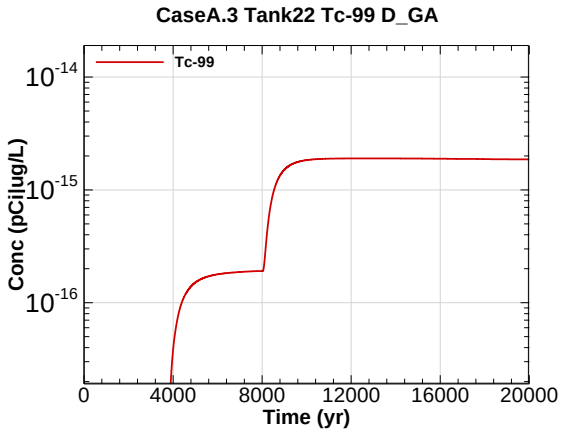

Figure R.15-124 - 100m Aquifer Concentration for CaseA.3 Tank22 Tc-99 D_GA

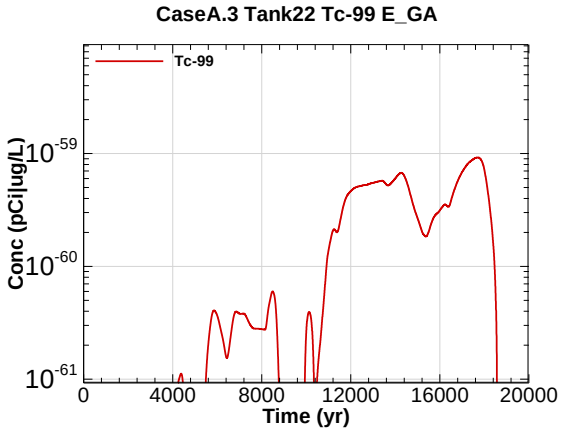

Figure R.15-125 - 100m Aquifer Concentration for CaseA.3 Tank22 Tc-99 E_GA

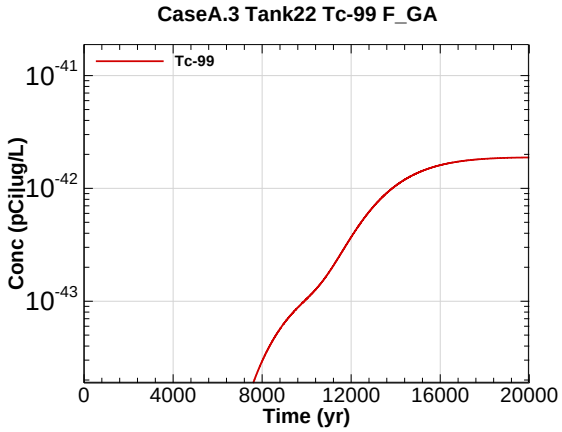

Figure R.15-126 - 100m Aquifer Concentration for CaseA.3 Tank22 Tc-99 F_GA

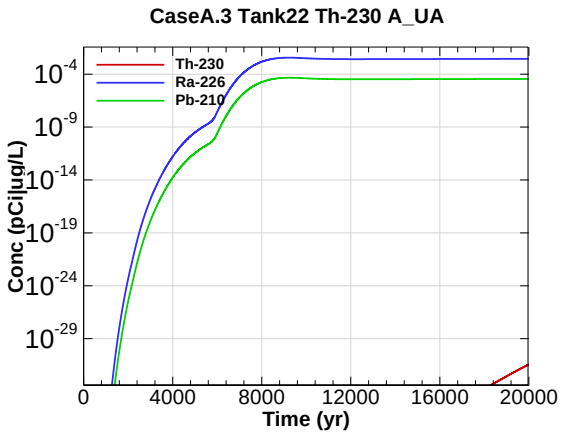

Figure R.15-127 - 100m Aquifer Concentration for CaseA.3 Tank22 Th-230 A_UA

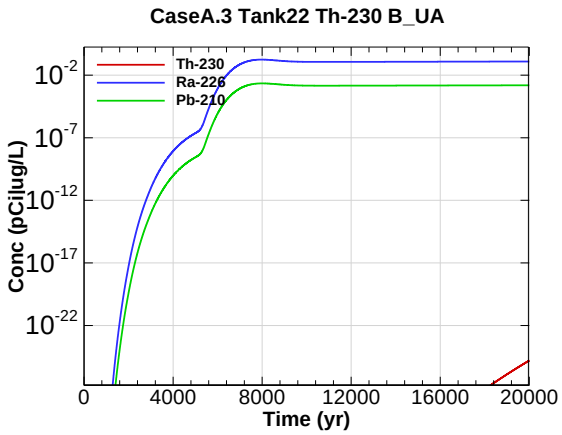

Figure R.15-128 - 100m Aquifer Concentration for CaseA.3 Tank22 Th-230 B_UA

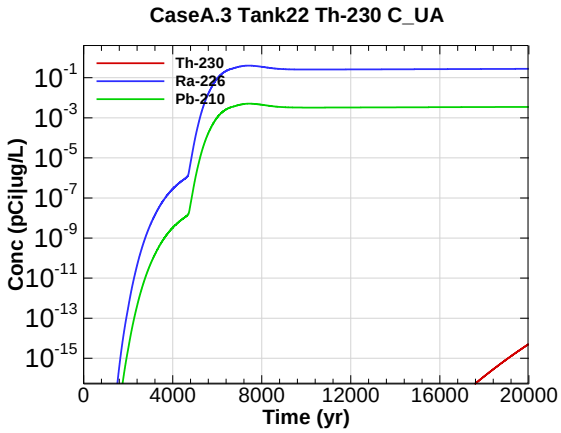

Figure R.15-129 - 100m Aquifer Concentration for CaseA.3 Tank22 Th-230 C_UA

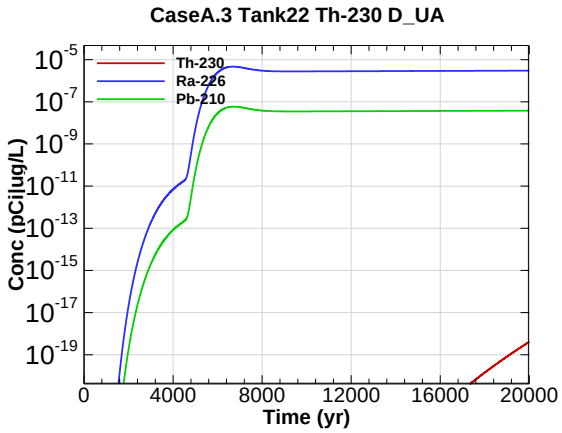

Figure R.15-130 - 100m Aquifer Concentration for CaseA.3 Tank22 Th-230 D_UA

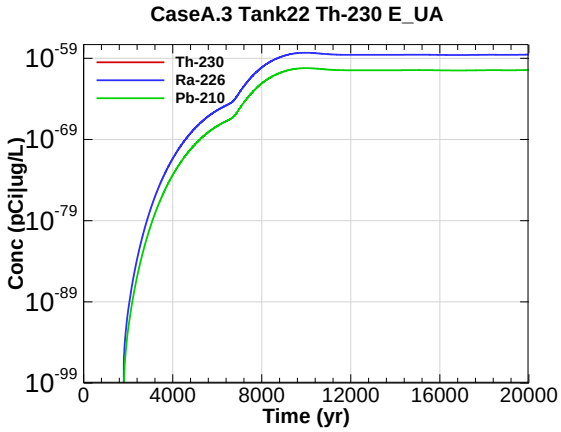

Figure R.15-131 - 100m Aquifer Concentration for CaseA.3 Tank22 Th-230 E_UA

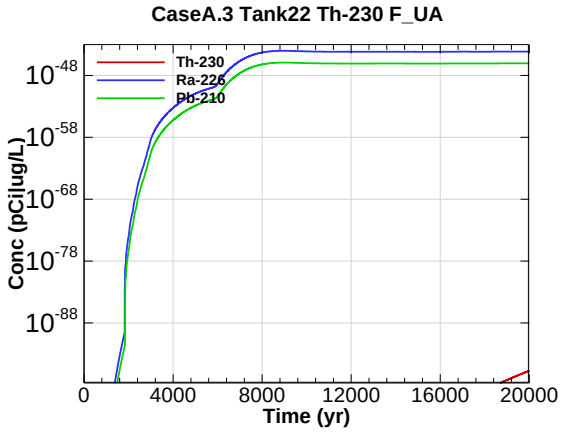

Figure R.15-132 - 100m Aquifer Concentration for CaseA.3 Tank22 Th-230 F_UA

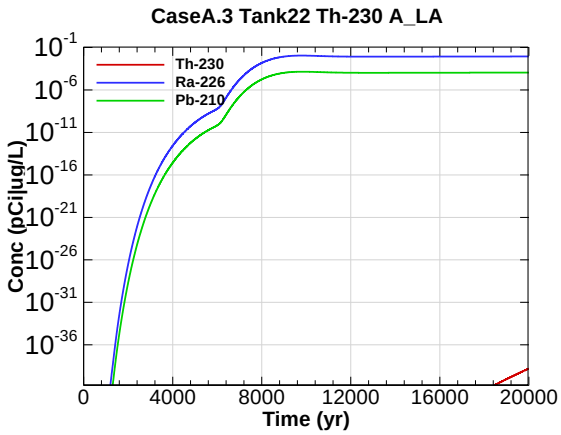

Figure R.15-133 - 100m Aquifer Concentration for CaseA.3 Tank22 Th-230 A_LA

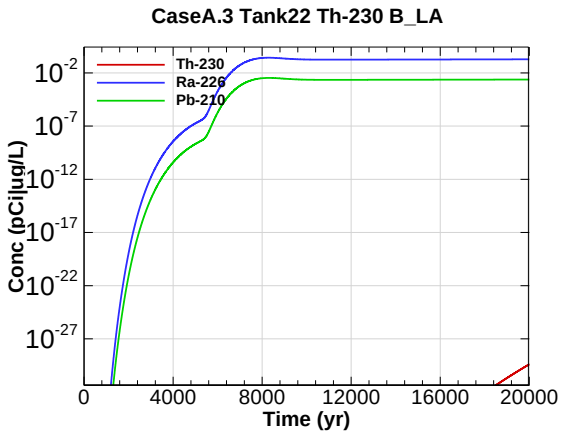

Figure R.15-134 - 100m Aquifer Concentration for CaseA.3 Tank22 Th-230 B_LA

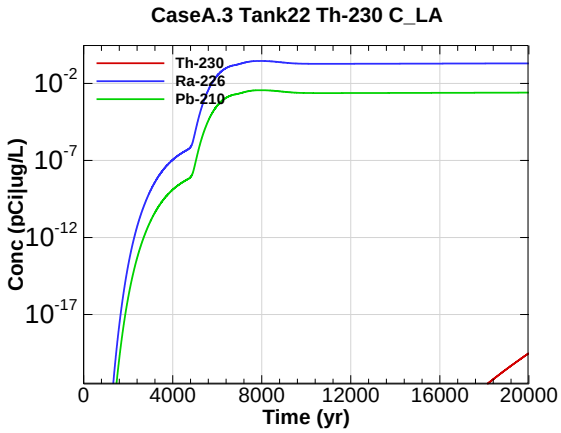

Figure R.15-135 - 100m Aquifer Concentration for CaseA.3 Tank22 Th-230 C_LA

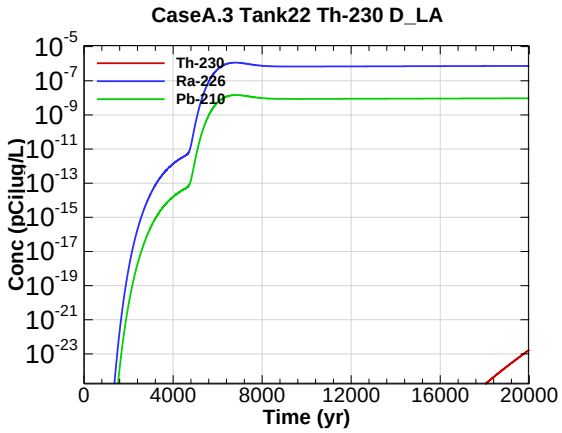

Figure R.15-136 - 100m Aquifer Concentration for CaseA.3 Tank22 Th-230 D_LA

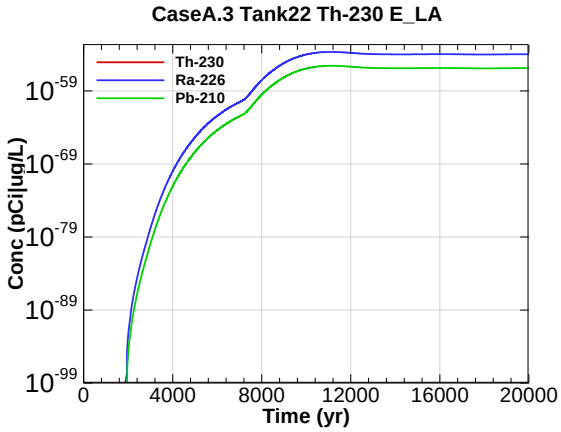

Figure R.15-137 - 100m Aquifer Concentration for CaseA.3 Tank22 Th-230 E_LA

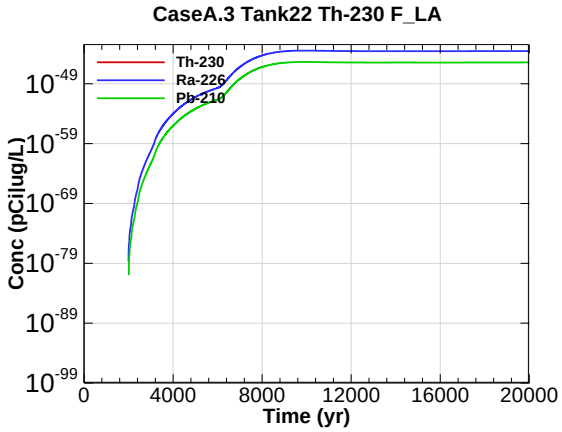

Figure R.15-138 - 100m Aquifer Concentration for CaseA.3 Tank22 Th-230 F_LA

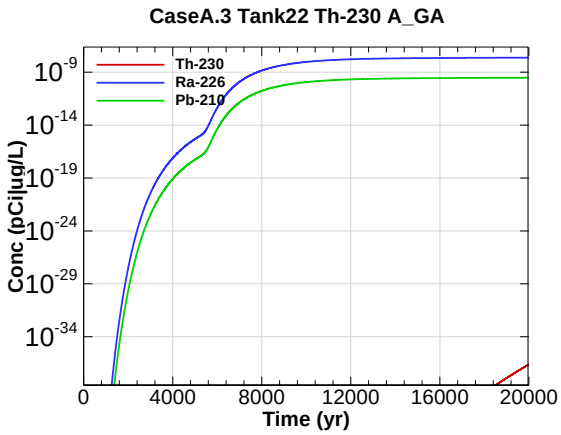

Figure R.15-139 - 100m Aquifer Concentration for CaseA.3 Tank22 Th-230 A_GA

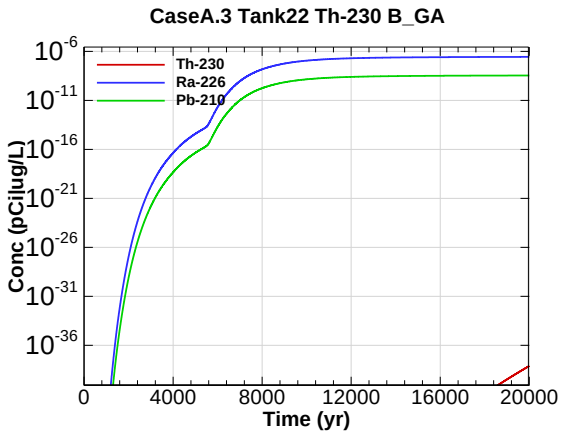

Figure R.15-140 - 100m Aquifer Concentration for CaseA.3 Tank22 Th-230 B_GA

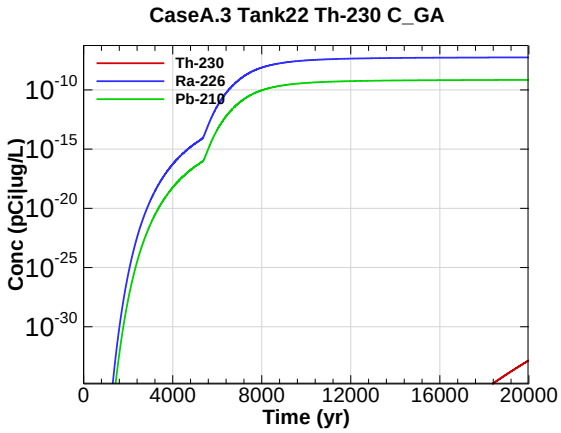

Figure R.15-141 - 100m Aquifer Concentration for CaseA.3 Tank22 Th-230 C_GA

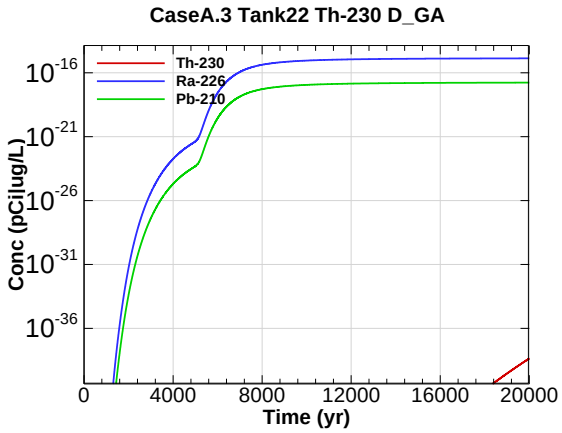

Figure R.15-142 - 100m Aquifer Concentration for CaseA.3 Tank22 Th-230 D_GA

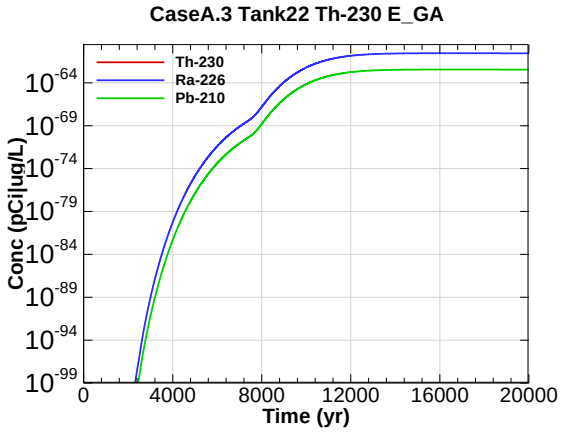

Figure R.15-143 - 100m Aquifer Concentration for CaseA.3 Tank22 Th-230 E_GA

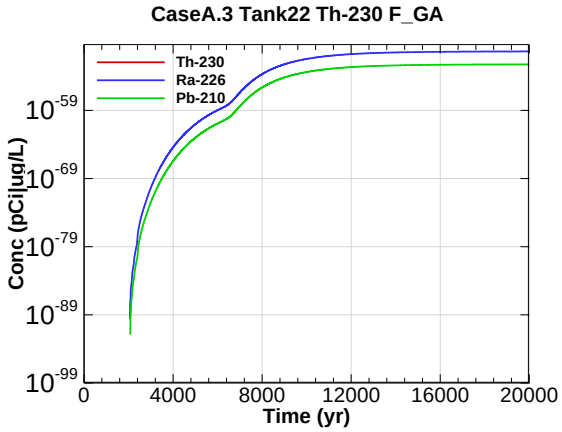

Figure R.15-144 - 100m Aquifer Concentration for CaseA.3 Tank22 Th-230 F_GA

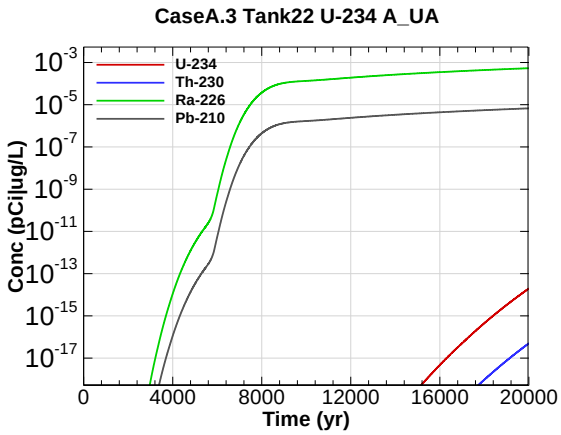

Figure R.15-145 - 100m Aquifer Concentration for CaseA.3 Tank22 U-234 A_UA

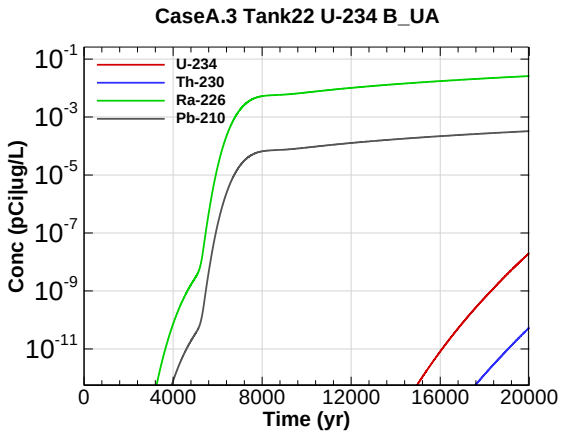

Figure R.15-146 - 100m Aquifer Concentration for CaseA.3 Tank22 U-234 B_UA

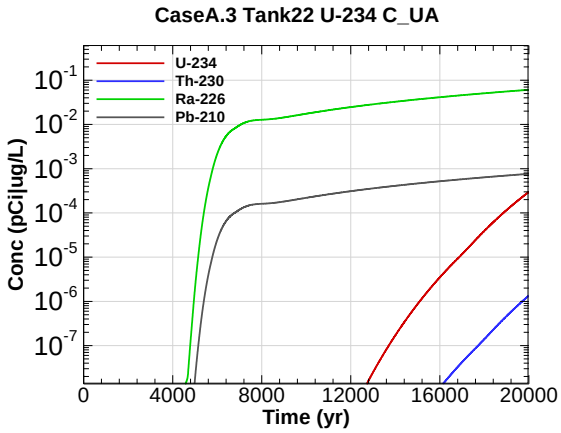

Figure R.15-147 - 100m Aquifer Concentration for CaseA.3 Tank22 U-234 C_UA

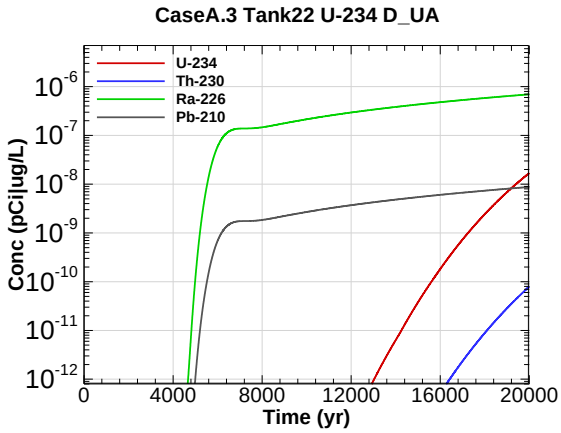

Figure R.15-148 - 100m Aquifer Concentration for CaseA.3 Tank22 U-234 D_UA

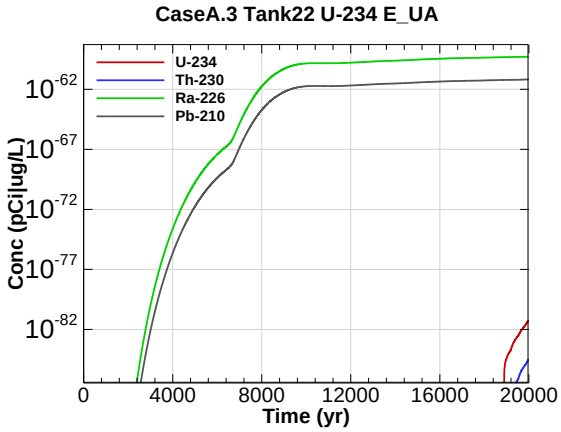

Figure R.15-149 - 100m Aquifer Concentration for CaseA.3 Tank22 U-234 E_UA

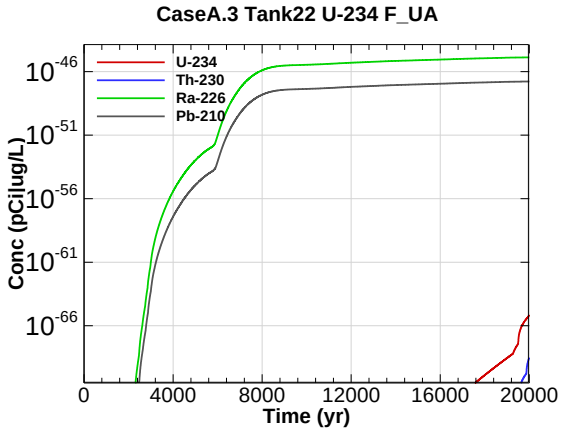

Figure R.15-150 - 100m Aquifer Concentration for CaseA.3 Tank22 U-234 F_UA

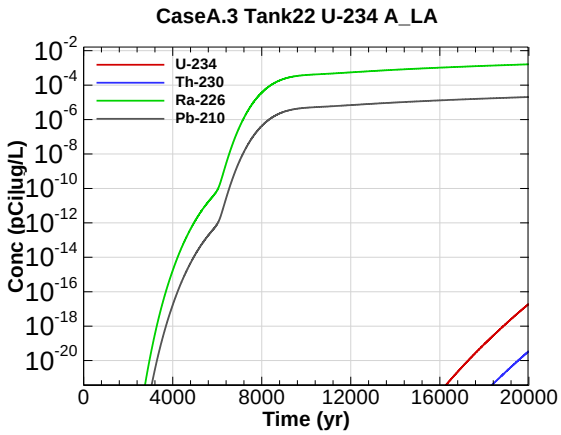

Figure R.15-151 - 100m Aquifer Concentration for CaseA.3 Tank22 U-234 A_LA

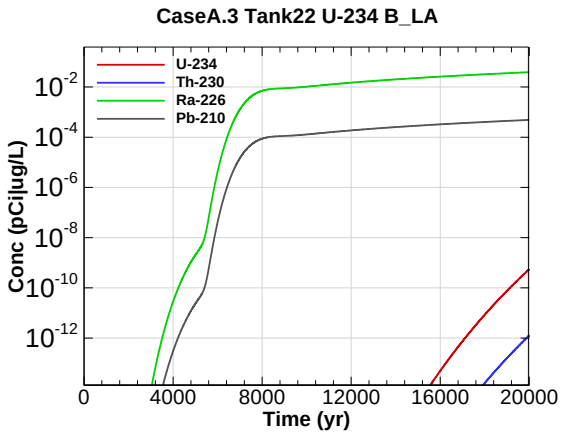

Figure R.15-152 - 100m Aquifer Concentration for CaseA.3 Tank22 U-234 B_LA

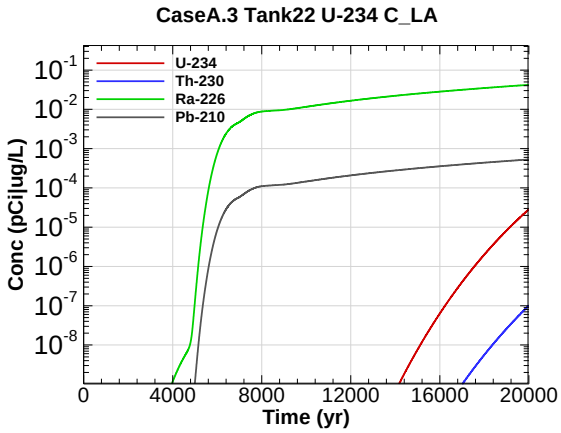

Figure R.15-153 - 100m Aquifer Concentration for CaseA.3 Tank22 U-234 C_LA

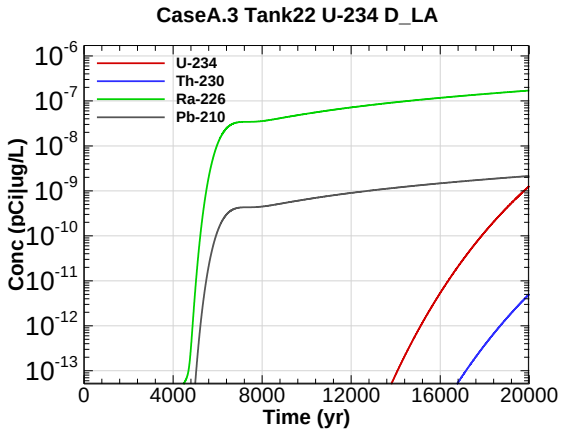

Figure R.15-154 - 100m Aquifer Concentration for CaseA.3 Tank22 U-234 D_LA

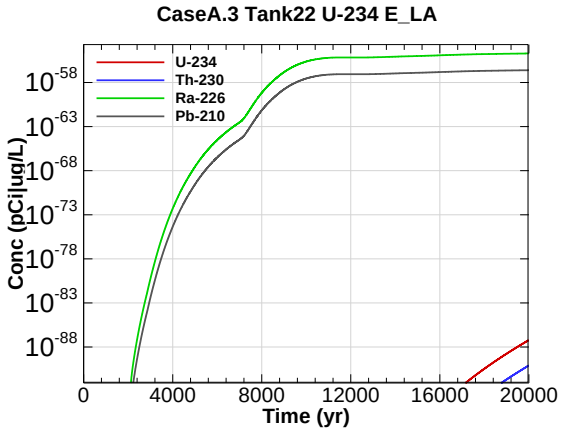

Figure R.15-155 - 100m Aquifer Concentration for CaseA.3 Tank22 U-234 E_LA

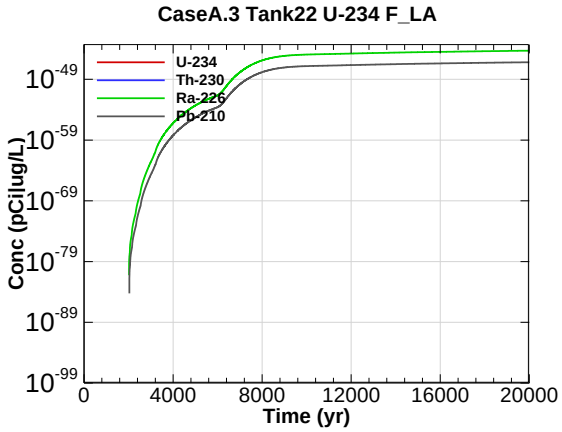

Figure R.15-156 - 100m Aquifer Concentration for CaseA.3 Tank22 U-234 F_LA

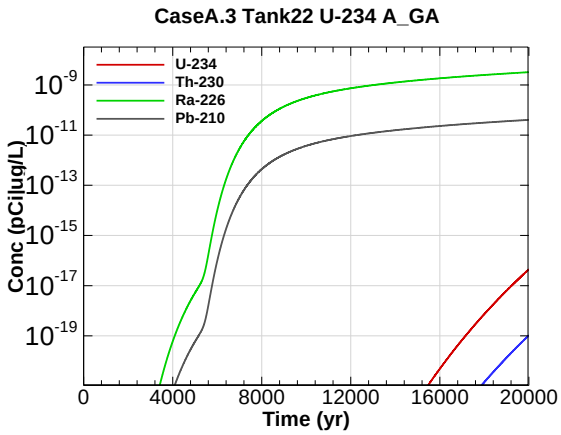

Figure R.15-157 - 100m Aquifer Concentration for CaseA.3 Tank22 U-234 A_GA

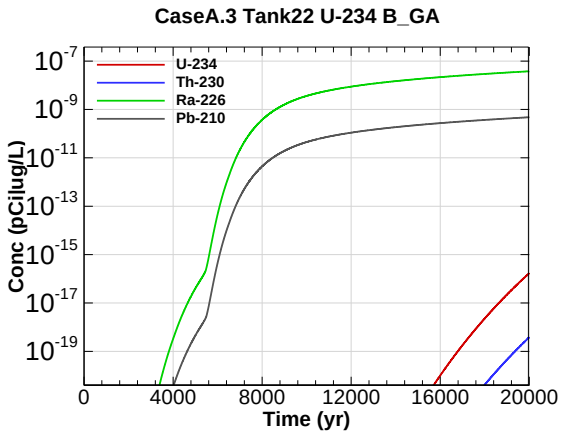

Figure R.15-158 - 100m Aquifer Concentration for CaseA.3 Tank22 U-234 B_GA

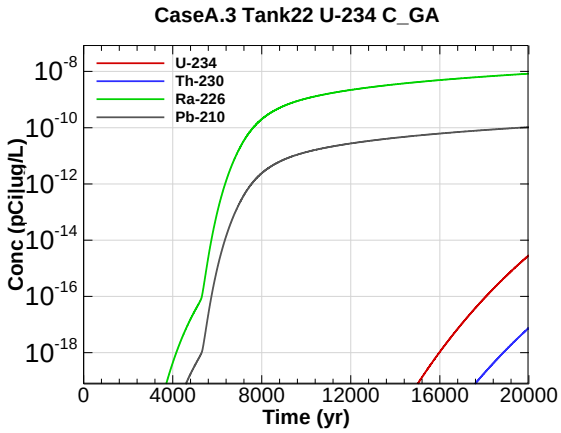

Figure R.15-159 - 100m Aquifer Concentration for CaseA.3 Tank22 U-234 C_GA

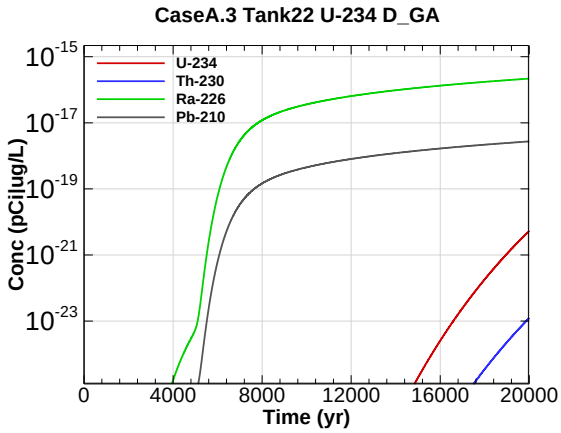

Figure R.15-160 - 100m Aquifer Concentration for CaseA.3 Tank22 U-234 D_GA

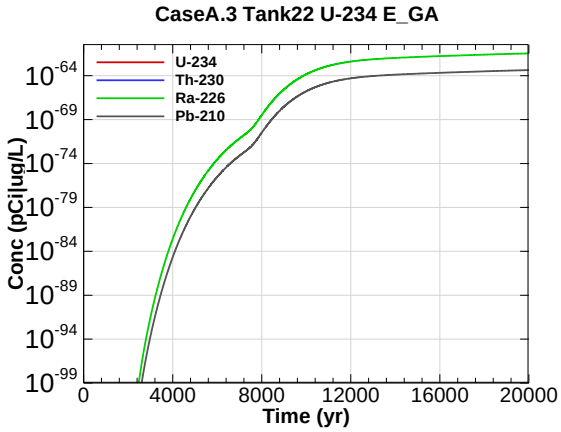

Figure R.15-161 - 100m Aquifer Concentration for CaseA.3 Tank22 U-234 E_GA

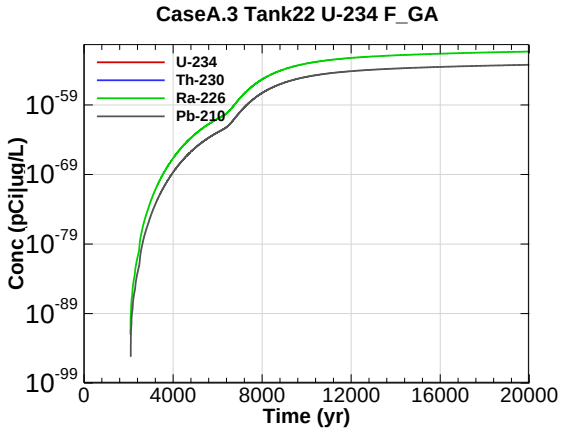

Figure R.15-162 - 100m Aquifer Concentration for CaseA.3 Tank22 U-234 F_GA

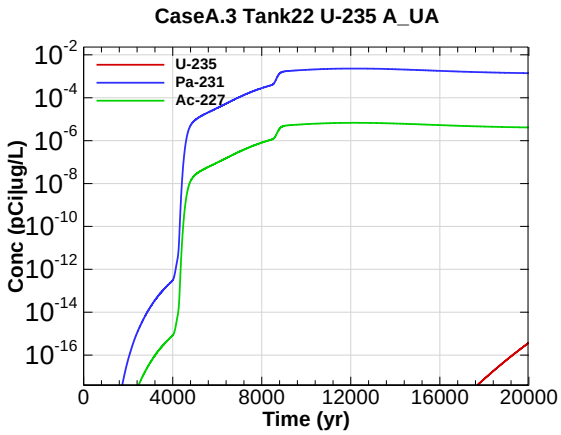

Figure R.15-163 - 100m Aquifer Concentration for CaseA.3 Tank22 U-235 A_UA

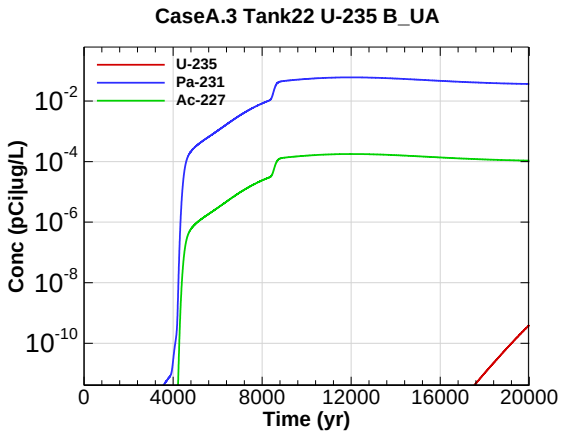

Figure R.15-164 - 100m Aquifer Concentration for CaseA.3 Tank22 U-235 B_UA

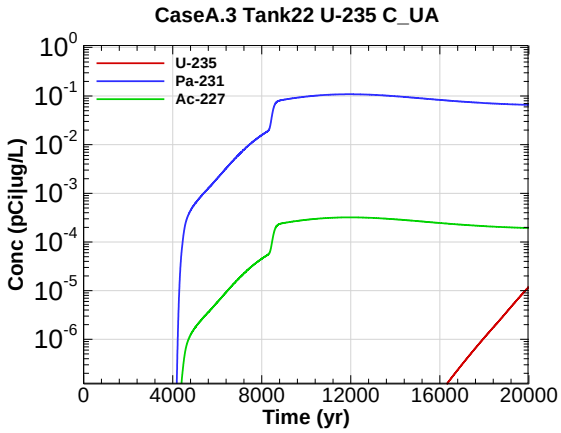

Figure R.15-165 - 100m Aquifer Concentration for CaseA.3 Tank22 U-235 C_UA

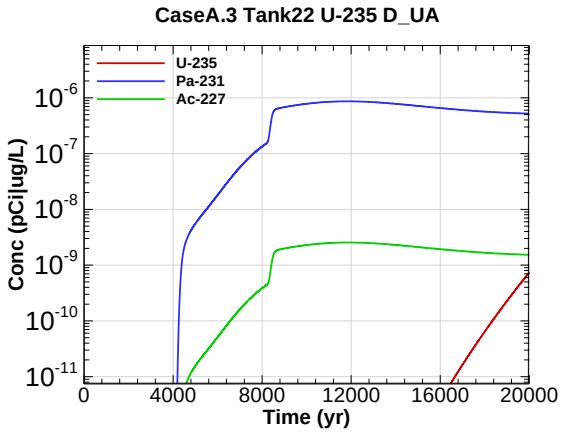

Figure R.15-166 - 100m Aquifer Concentration for CaseA.3 Tank22 U-235 D_UA

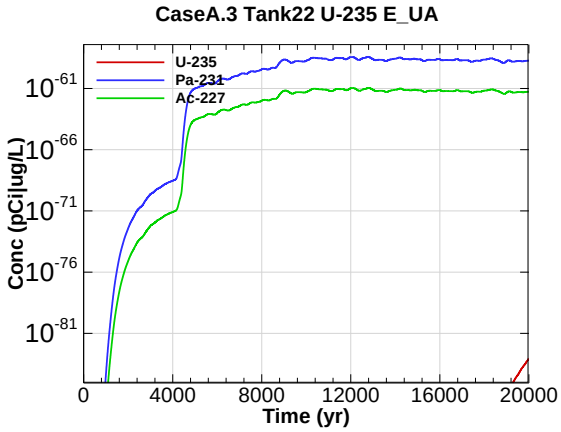

Figure R.15-167 - 100m Aquifer Concentration for CaseA.3 Tank22 U-235 E_UA

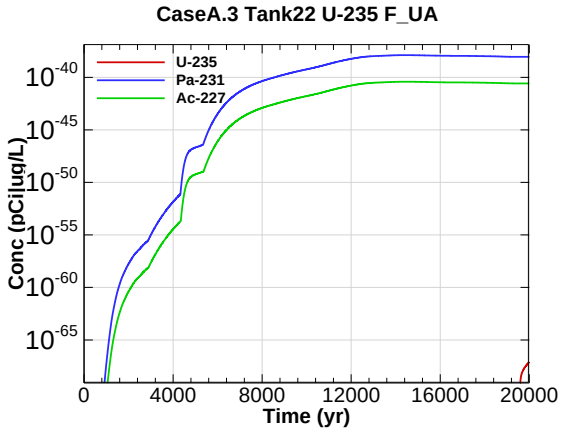

Figure R.15-168 - 100m Aquifer Concentration for CaseA.3 Tank22 U-235 F_UA

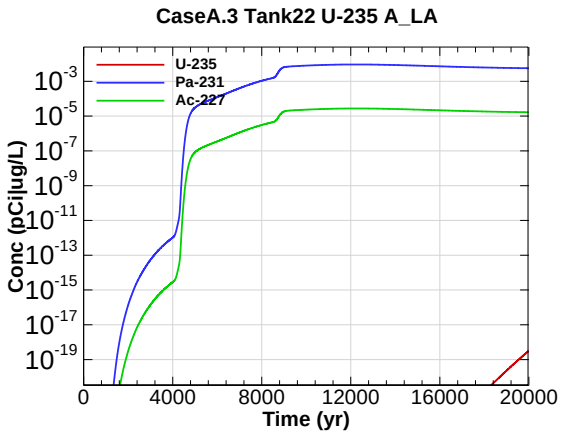

Figure R.15-169 - 100m Aquifer Concentration for CaseA.3 Tank22 U-235 A_LA

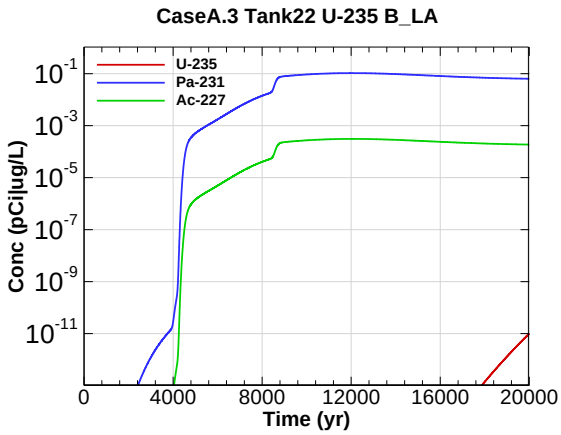

Figure R.15-170 - 100m Aquifer Concentration for CaseA.3 Tank22 U-235 B_LA

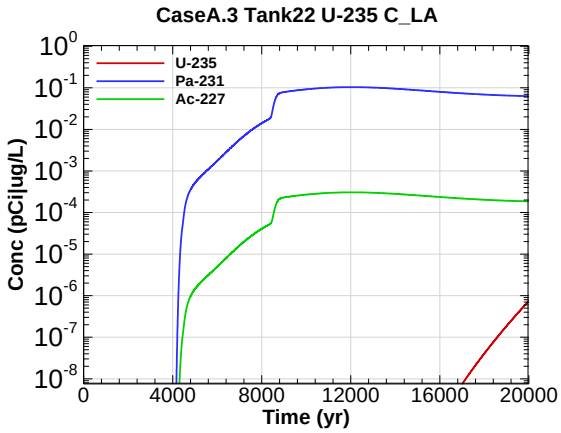

Figure R.15-171 - 100m Aquifer Concentration for CaseA.3 Tank22 U-235 C_LA

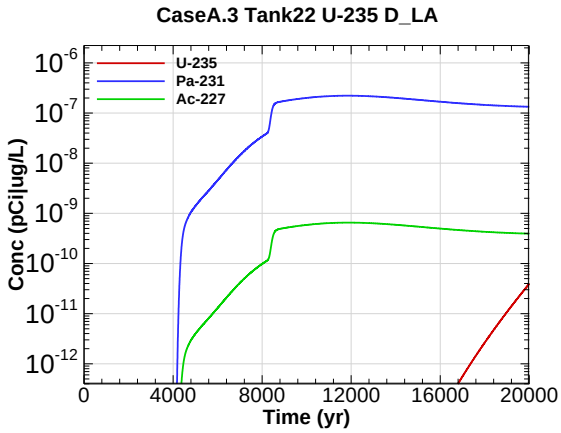

Figure R.15-172 - 100m Aquifer Concentration for CaseA.3 Tank22 U-235 D_LA

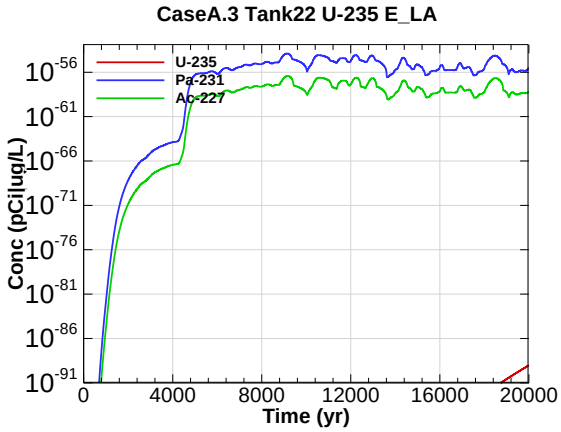

Figure R.15-173 - 100m Aquifer Concentration for CaseA.3 Tank22 U-235 E_LA

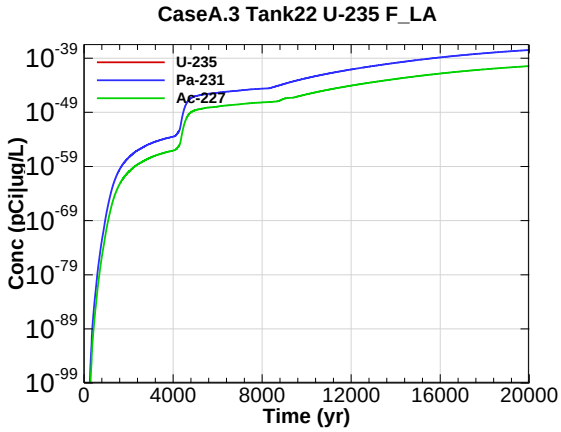

Figure R.15-174 - 100m Aquifer Concentration for CaseA.3 Tank22 U-235 F_LA

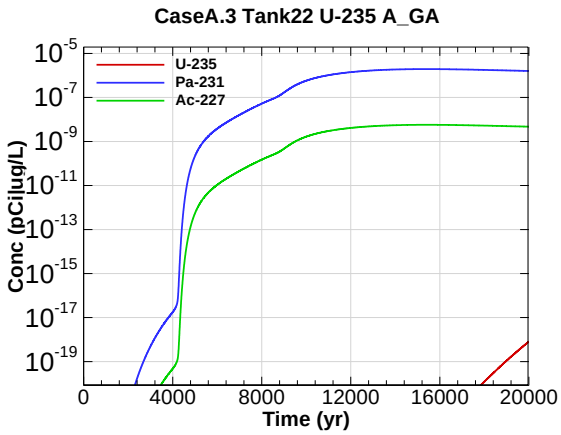

Figure R.15-175 - 100m Aquifer Concentration for CaseA.3 Tank22 U-235 A_GA

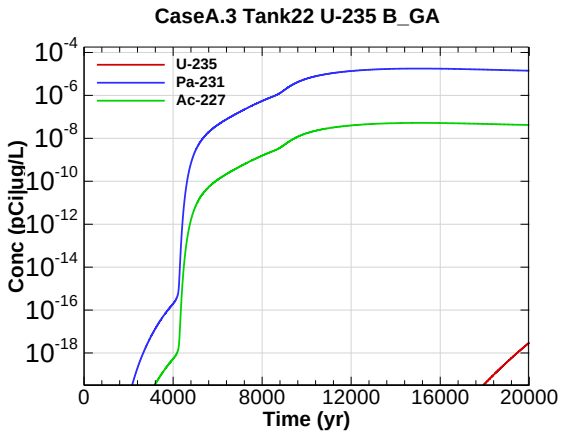

Figure R.15-176 - 100m Aquifer Concentration for CaseA.3 Tank22 U-235 B_GA

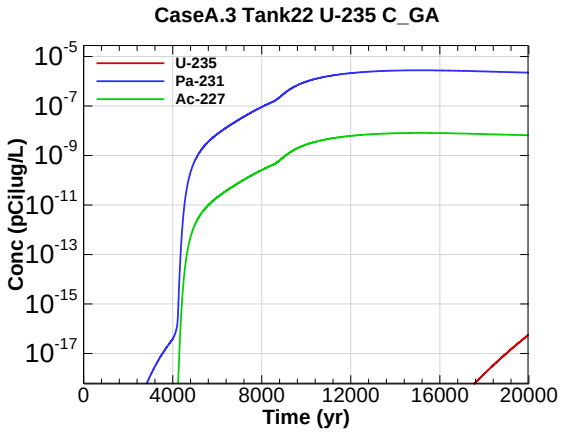

Figure R.15-177 - 100m Aquifer Concentration for CaseA.3 Tank22 U-235 C_GA

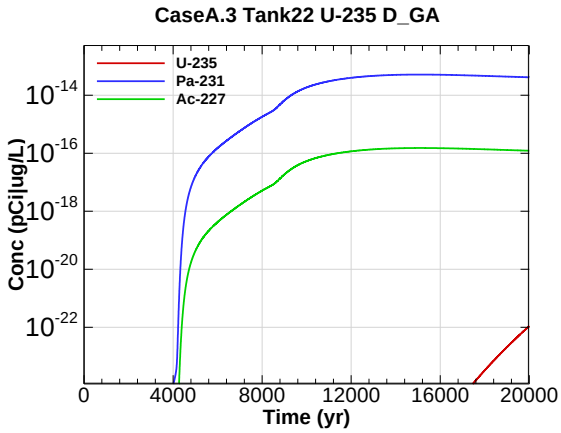

Figure R.15-178 - 100m Aquifer Concentration for CaseA.3 Tank22 U-235 D_GA

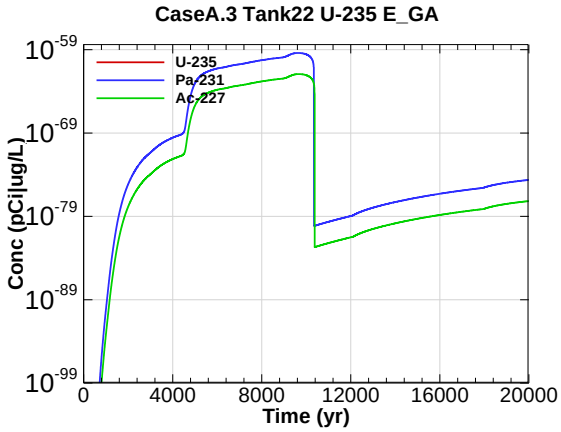

Figure R.15-179 - 100m Aquifer Concentration for CaseA.3 Tank22 U-235 E_GA

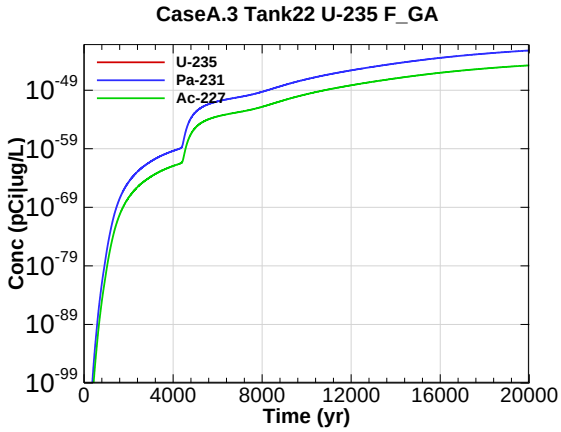

Figure R.15-180 - 100m Aquifer Concentration for CaseA.3 Tank22 U-235 F_GA

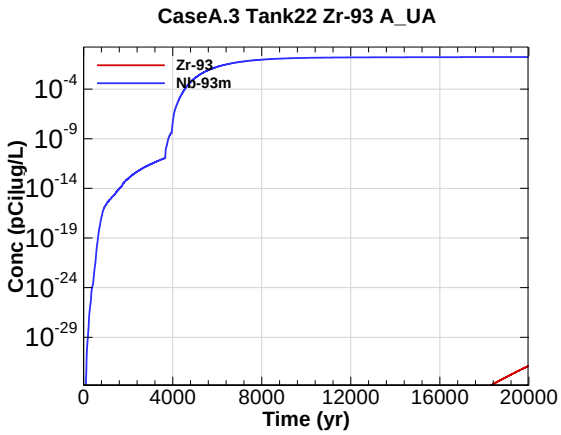

Figure R.15-181 - 100m Aquifer Concentration for CaseA.3 Tank22 Zr-93 A_UA

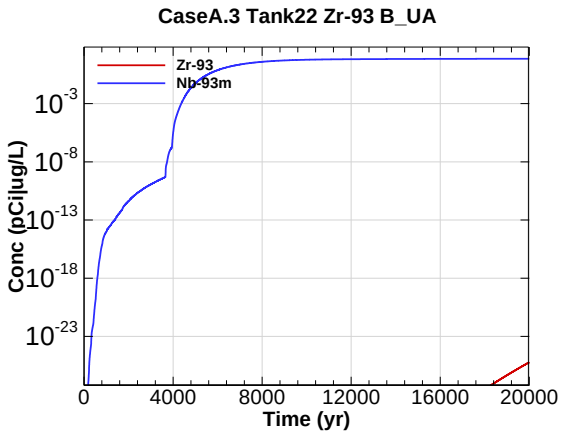

Figure R.15-182 - 100m Aquifer Concentration for CaseA.3 Tank22 Zr-93 B_UA

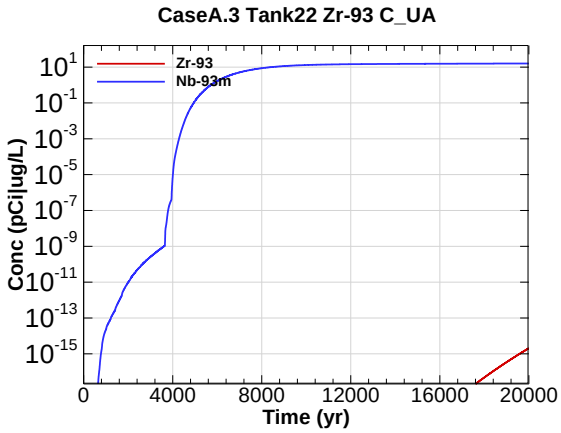

Figure R.15-183 - 100m Aquifer Concentration for CaseA.3 Tank22 Zr-93 C_UA

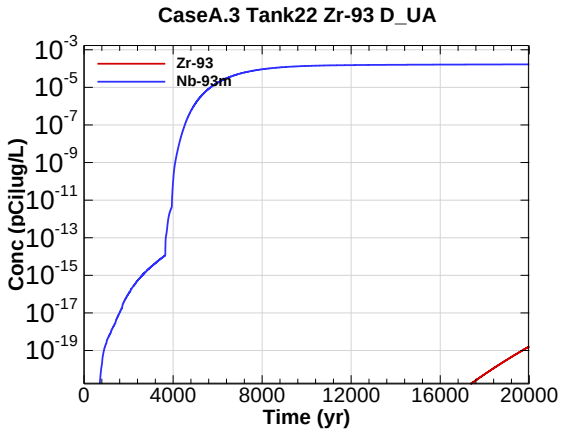

Figure R.15-184 - 100m Aquifer Concentration for CaseA.3 Tank22 Zr-93 D_UA

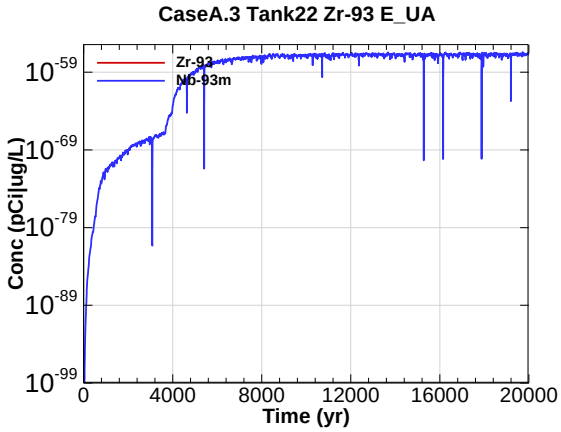

Figure R.15-185 - 100m Aquifer Concentration for CaseA.3 Tank22 Zr-93 E_UA

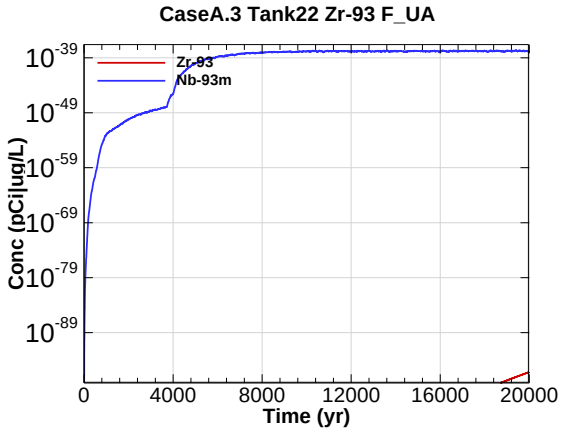

Figure R.15-186 - 100m Aquifer Concentration for CaseA.3 Tank22 Zr-93 F_UA

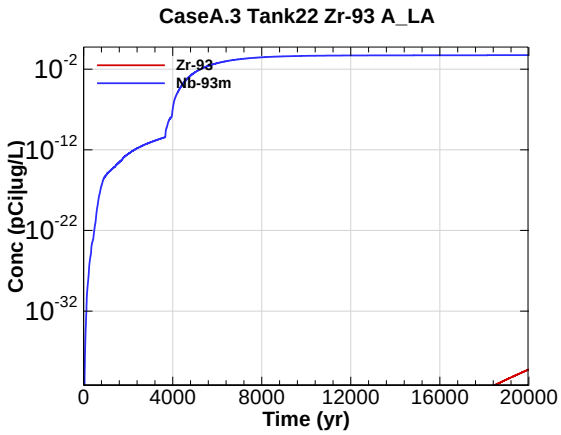

Figure R.15-187 - 100m Aquifer Concentration for CaseA.3 Tank22 Zr-93 A_LA

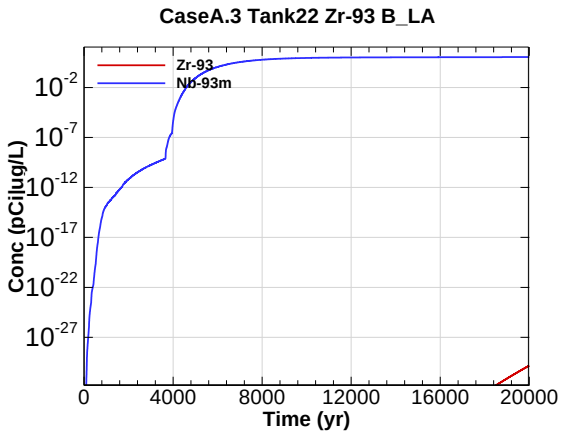

Figure R.15-188 - 100m Aquifer Concentration for CaseA.3 Tank22 Zr-93 B_LA

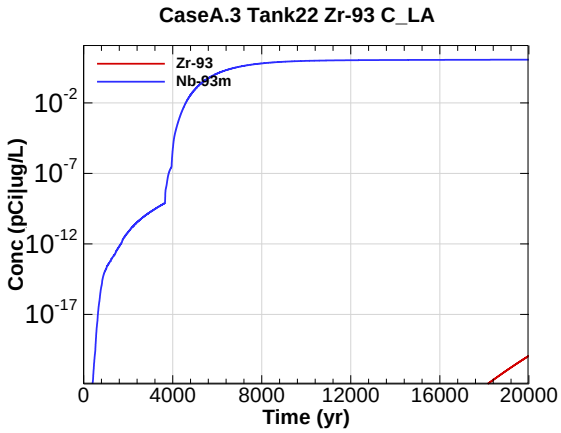

Figure R.15-189 - 100m Aquifer Concentration for CaseA.3 Tank22 Zr-93 C_LA

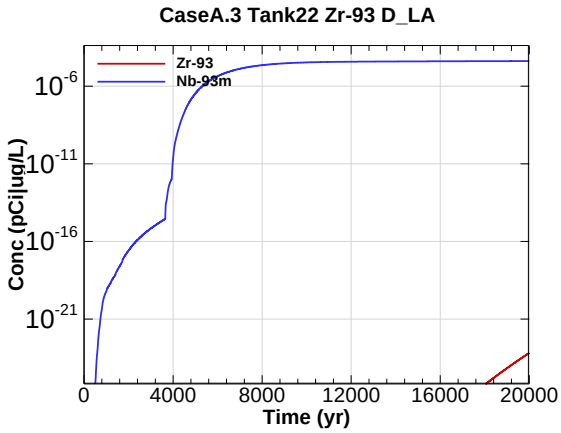

Figure R.15-190 - 100m Aquifer Concentration for CaseA.3 Tank22 Zr-93 D_LA

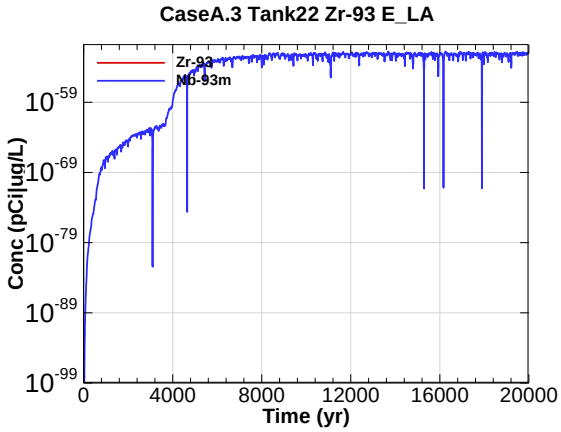

Figure R.15-191 - 100m Aquifer Concentration for CaseA.3 Tank22 Zr-93 E_LA

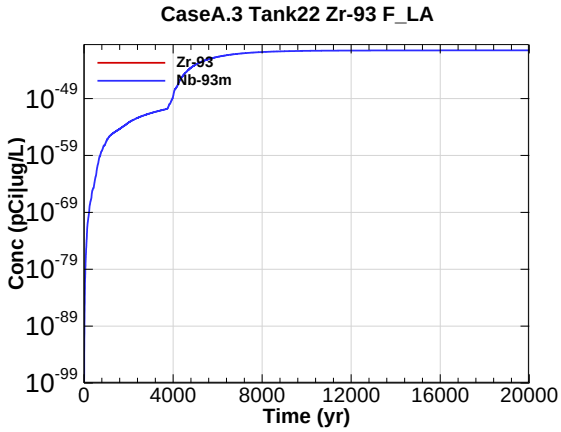

Figure R.15-192 - 100m Aquifer Concentration for CaseA.3 Tank22 Zr-93 F_LA

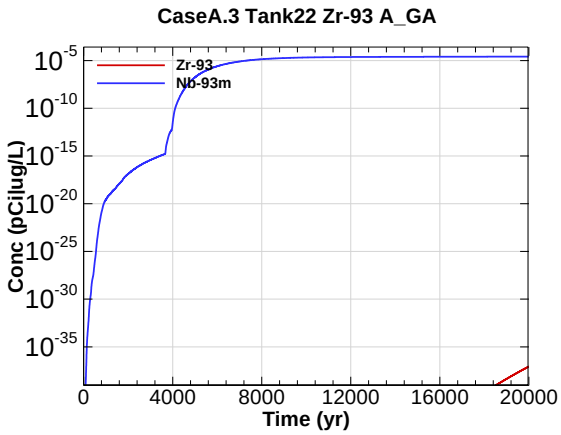

Figure R.15-193 - 100m Aquifer Concentration for CaseA.3 Tank22 Zr-93 A_GA

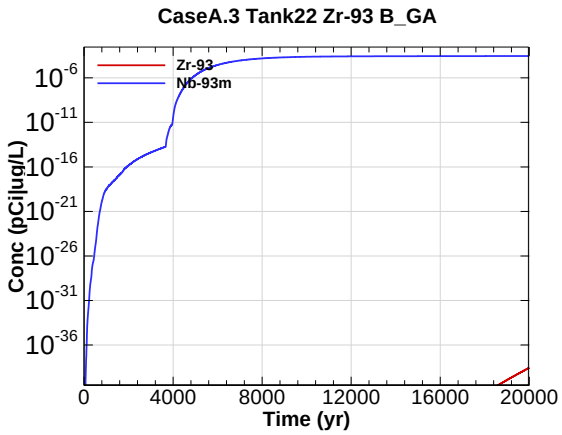

Figure R.15-194 - 100m Aquifer Concentration for CaseA.3 Tank22 Zr-93 B_GA

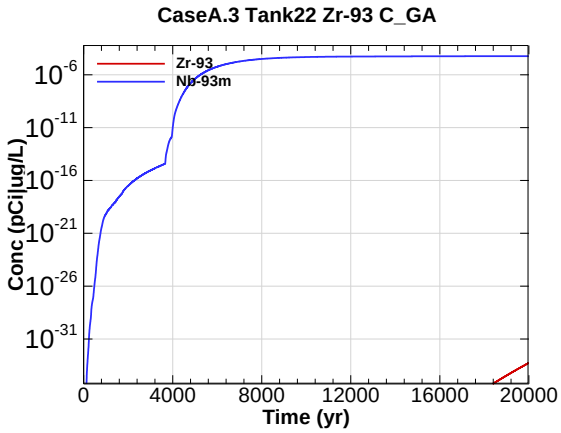

Figure R.15-195 - 100m Aquifer Concentration for CaseA.3 Tank22 Zr-93 C_GA

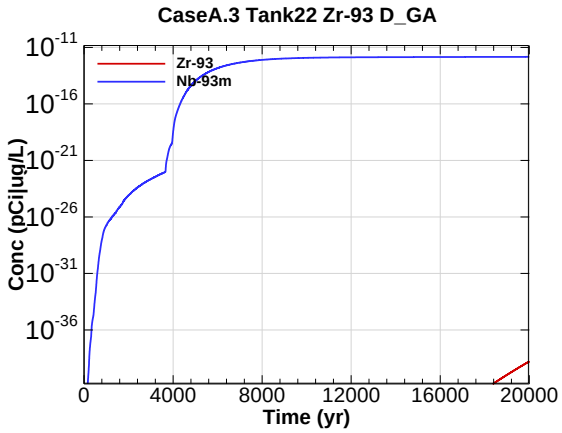

Figure R.15-196 - 100m Aquifer Concentration for CaseA.3 Tank22 Zr-93 D_GA

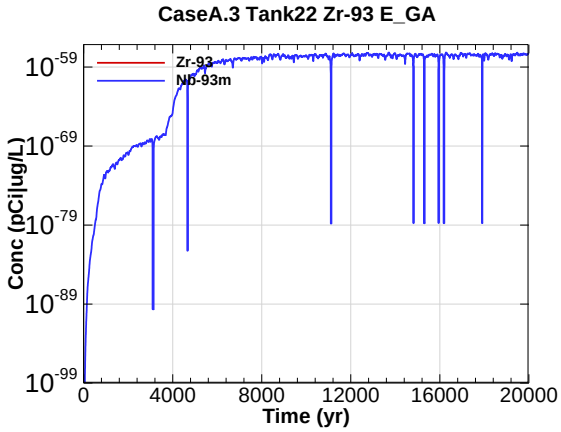

Figure R.15-197 - 100m Aquifer Concentration for CaseA.3 Tank22 Zr-93 E_GA

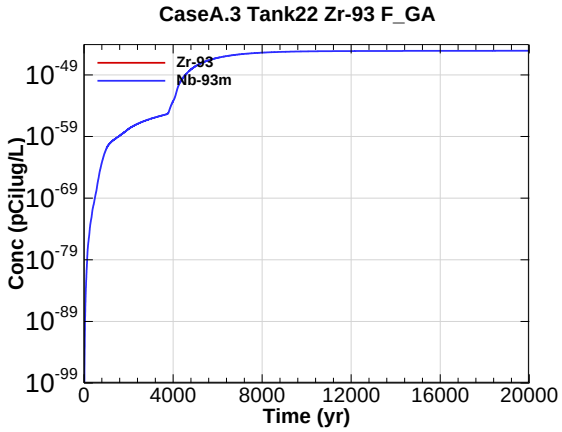

Figure R.15-198 - 100m Aquifer Concentration for CaseA.3 Tank22 Zr-93 F_GA

Appendix R.16

100-METER SENSISTIVITY RUN RADIONUCLIDE CONCENTRATIONS FOR BASE CASE (CASE A) LINER FAILURE VARIABILITY

TYPE IV, LATE LINER FAILURE TIME, CASE A

Appendix R.16 contains curves showing the 100-meter radiological concentrations (sensitivity run radionuclides only) for liner failure variability for Type IV tanks (Tank 22) with late liner failure time for all of HTF (waste tank and ancillary equipment inventories) for the Base Case (Case A). Results for 20,000-year concentrations are presented from the three aquifers of concern (Upper Three Runs Aquifer - Upper Zone, Upper Three Runs Aquifer - Lower Zone, and Gordon Aquifer) for Sectors A through F.

Graph heading example "CaseA.4_Tank 22 All Am-241 A_UA"

Key

CaseA.4 = scenario case/configuration
Tank 22 = period is over 20,000 years
All = all HTF inventory sources
Am-241 = radionuclide of concern
A = sector of concern (see sector map with stream traces)
UA = aquifer of concern
UA = Upper Three Runs Aquifer – Upper Zone
LA = Upper Three Runs Aquifer – Lower Zone
GA = Gordon Aquifer

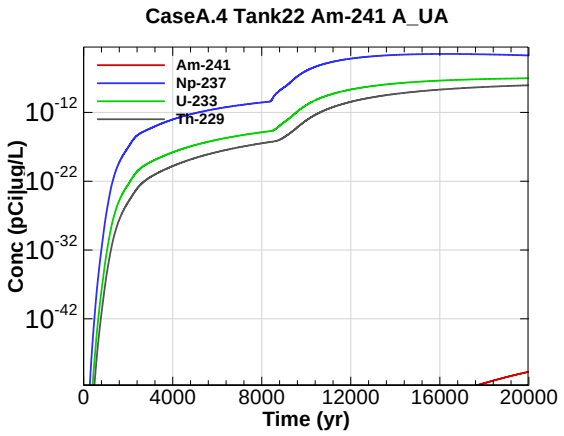

Figure R.16-1 - 100m Aquifer Concentration for CaseA.4 Tank22 Am-241 A_UA

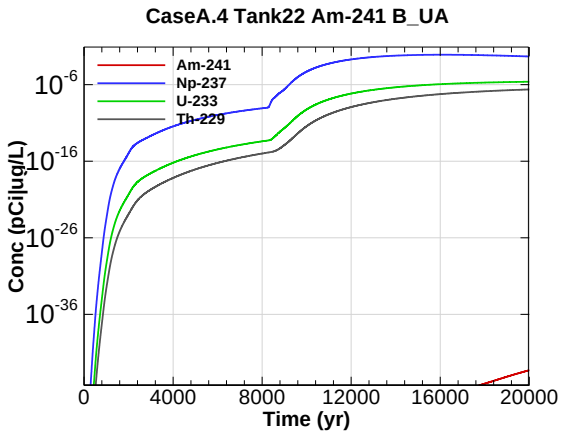

Figure R.16-2 - 100m Aquifer Concentration for CaseA.4 Tank22 Am-241 B_UA

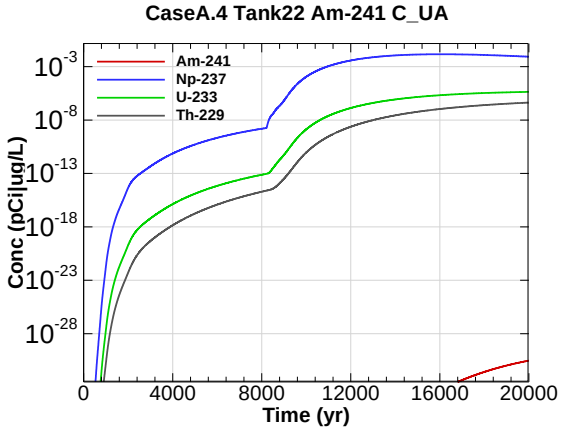

Figure R.16-3 - 100m Aquifer Concentration for CaseA.4 Tank22 Am-241 C_UA

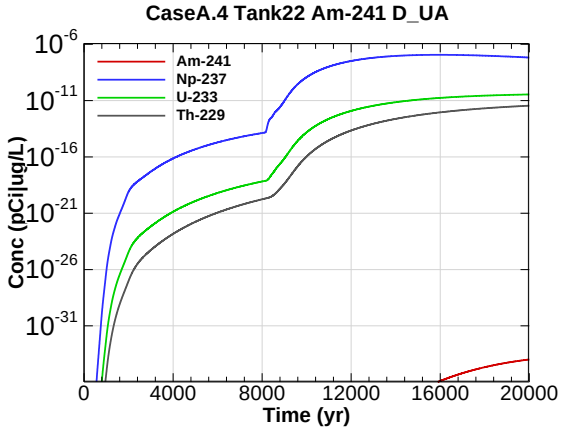

Figure R.16-4 - 100m Aquifer Concentration for CaseA.4 Tank22 Am-241 D_UA

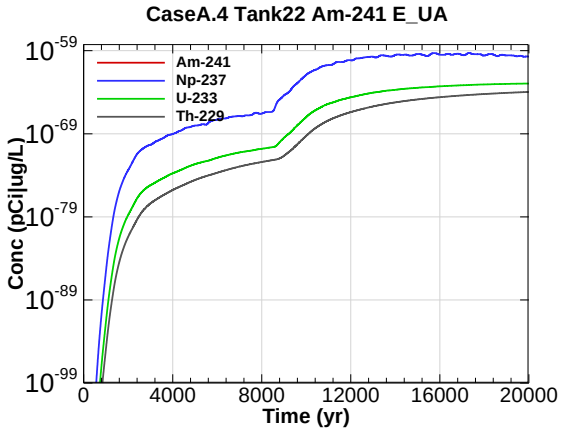

Figure R.16-5 - 100m Aquifer Concentration for CaseA.4 Tank22 Am-241 E_UA

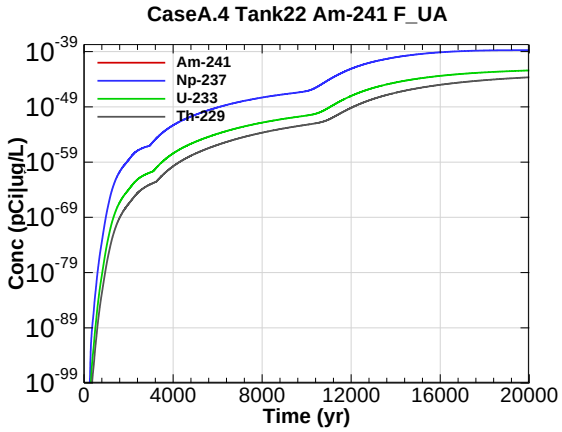

Figure R.16-6 - 100m Aquifer Concentration for CaseA.4 Tank22 Am-241 F_UA

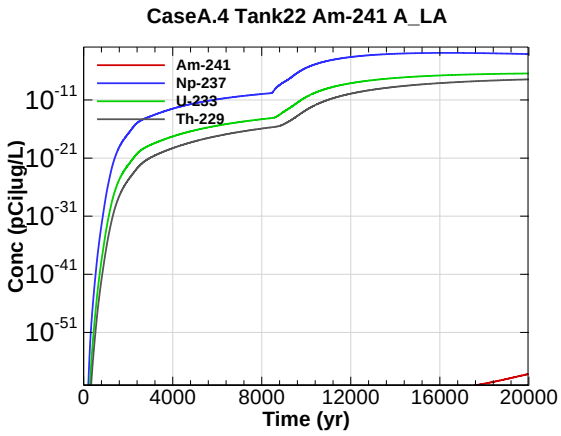

Figure R.16-7 - 100m Aquifer Concentration for CaseA.4 Tank22 Am-241 A_LA

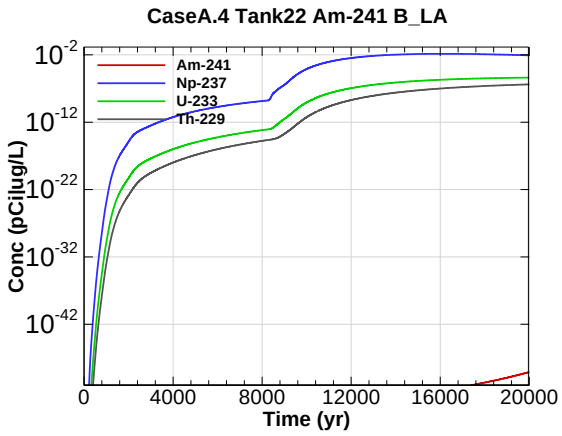

Figure R.16-8 - 100m Aquifer Concentration for CaseA.4 Tank22 Am-241 B_LA

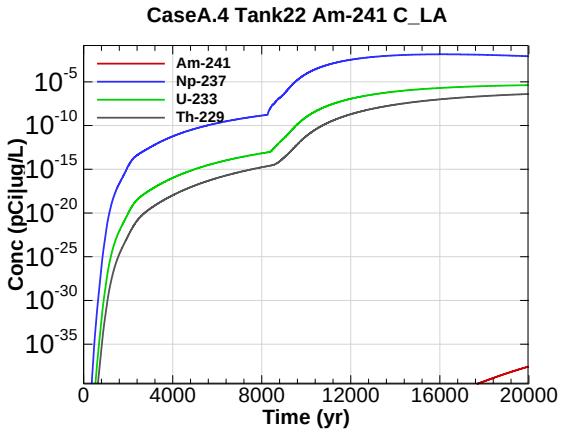

Figure R.16-9 - 100m Aquifer Concentration for CaseA.4 Tank22 Am-241 C_LA

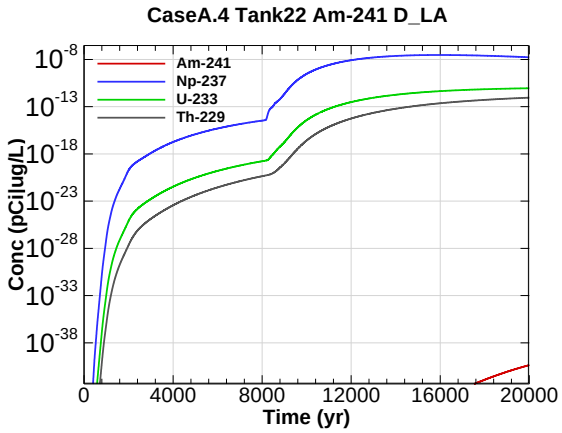

Figure R.16-10 - 100m Aquifer Concentration for CaseA.4 Tank22 Am-241 D_LA

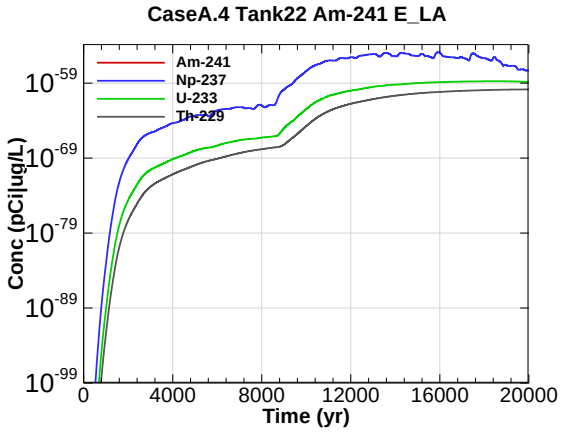

Figure R.16-11 - 100m Aquifer Concentration for CaseA.4 Tank22 Am-241 E_LA

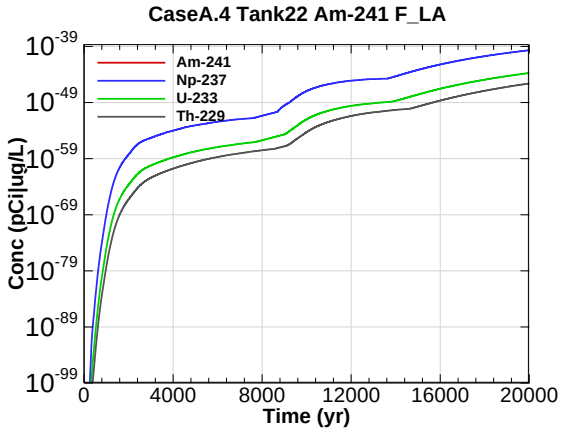

Figure R.16-12 - 100m Aquifer Concentration for CaseA.4 Tank22 Am-241 F_LA

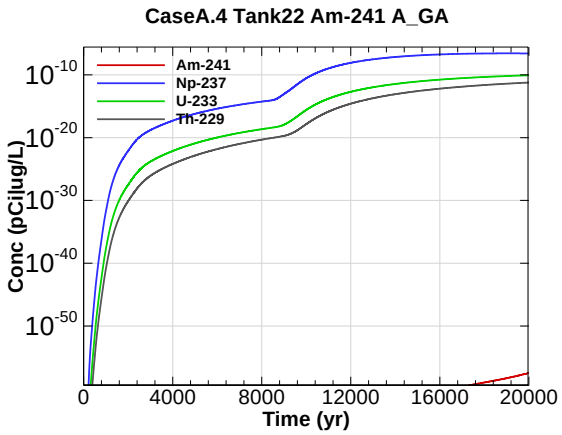

Figure R.16-13 - 100m Aquifer Concentration for CaseA.4 Tank22 Am-241 A_GA

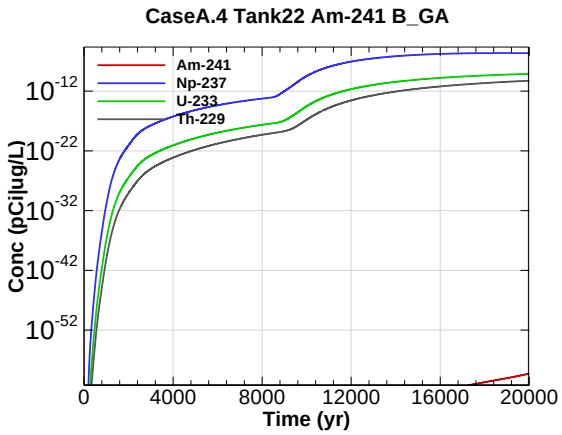

Figure R.16-14 - 100m Aquifer Concentration for CaseA.4 Tank22 Am-241 B_GA

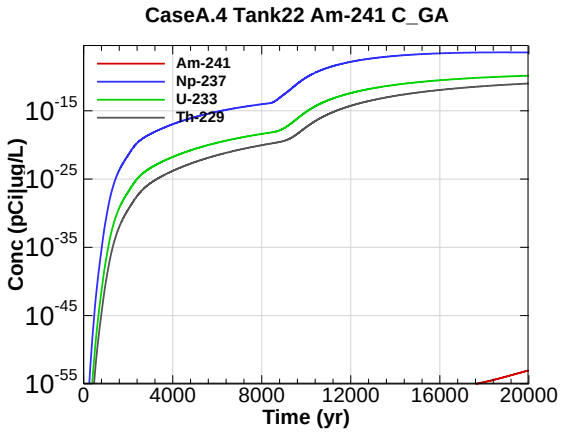

Figure R.16-15 - 100m Aquifer Concentration for CaseA.4 Tank22 Am-241 C_GA

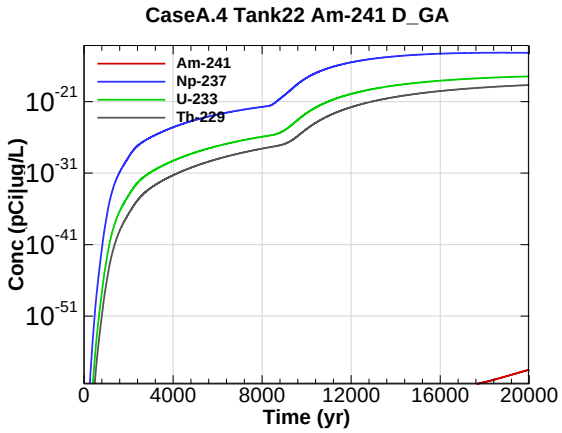

Figure R.16-16 - 100m Aquifer Concentration for CaseA.4 Tank22 Am-241 D_GA

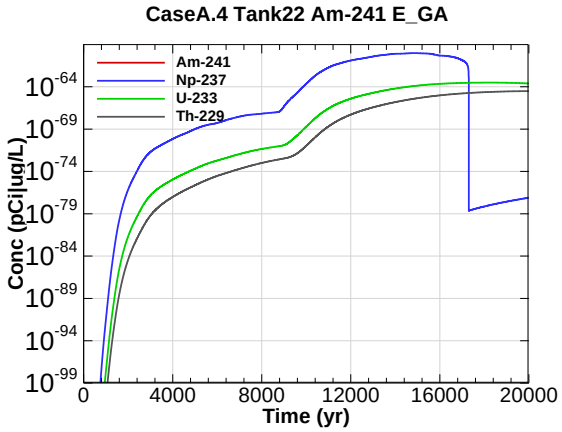

Figure R.16-17 - 100m Aquifer Concentration for CaseA.4 Tank22 Am-241 E_GA

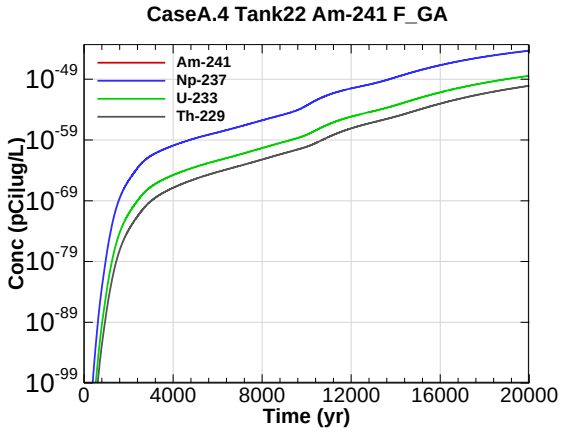

Figure R.16-18 - 100m Aquifer Concentration for CaseA.4 Tank22 Am-241 F_GA

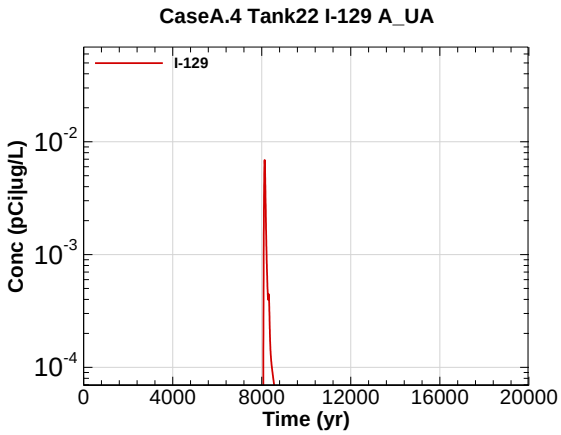

Figure R.16-19 - 100m Aquifer Concentration for CaseA.4 Tank22 I-129 A_UA

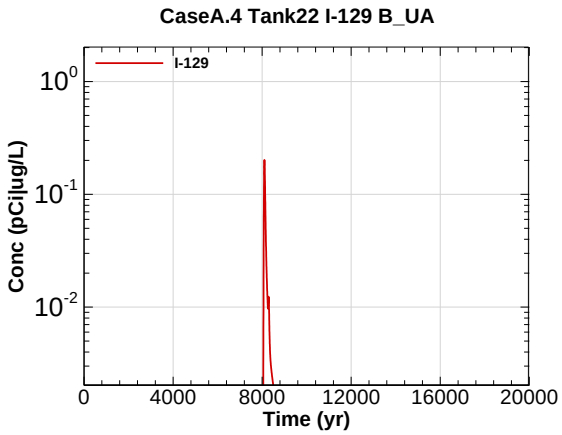

Figure R.16-20 - 100m Aquifer Concentration for CaseA.4 Tank22 I-129 B_UA

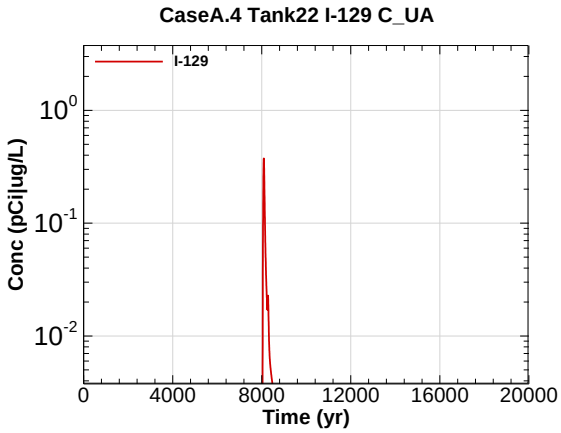

Figure R.16-21 - 100m Aquifer Concentration for CaseA.4 Tank22 I-129 C_UA

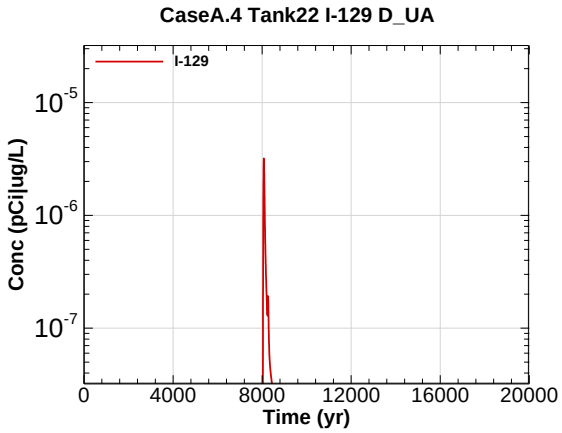

Figure R.16-22 - 100m Aquifer Concentration for CaseA.4 Tank22 I-129 D_UA

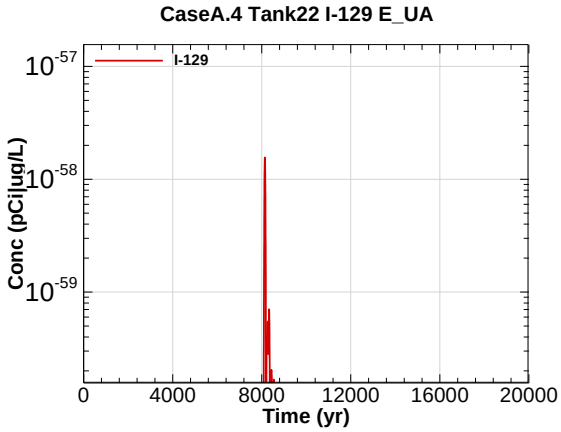

Figure R.16-23 - 100m Aquifer Concentration for CaseA.4 Tank22 I-129 E_UA

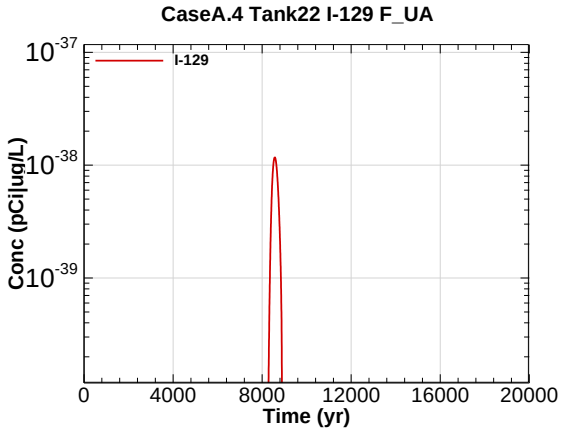

Figure R.16-24 - 100m Aquifer Concentration for CaseA.4 Tank22 I-129 F_UA

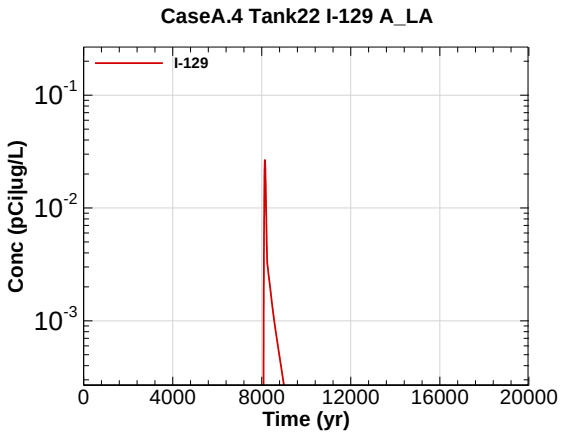

Figure R.16-25 - 100m Aquifer Concentration for CaseA.4 Tank22 I-129 A_LA

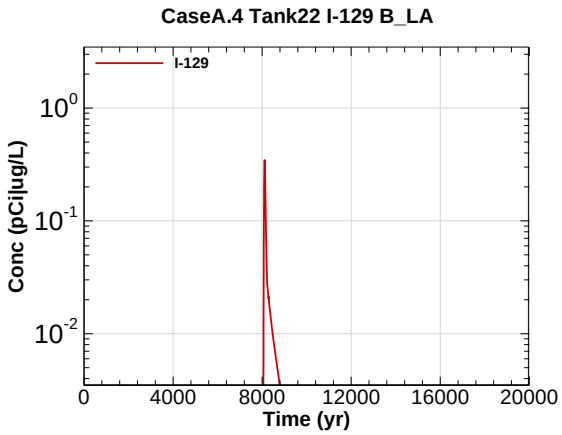

Figure R.16-26 - 100m Aquifer Concentration for CaseA.4 Tank22 I-129 B_LA

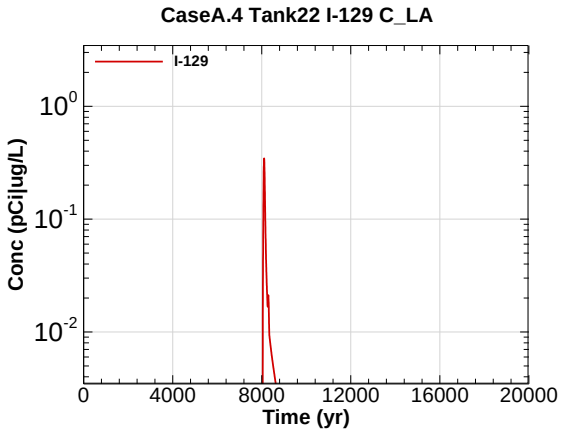

Figure R.16-27 - 100m Aquifer Concentration for CaseA.4 Tank22 I-129 C_LA

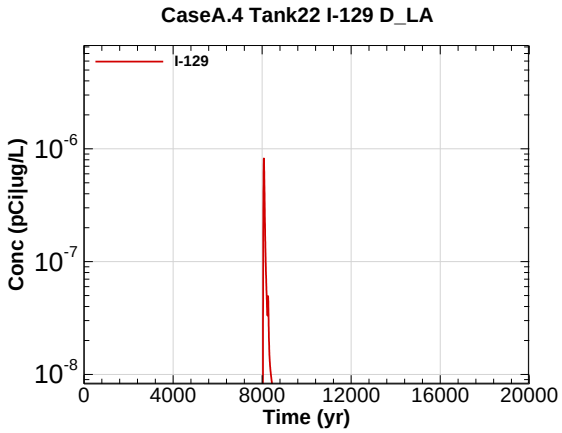

Figure R.16-28 - 100m Aquifer Concentration for CaseA.4 Tank22 I-129 D_LA

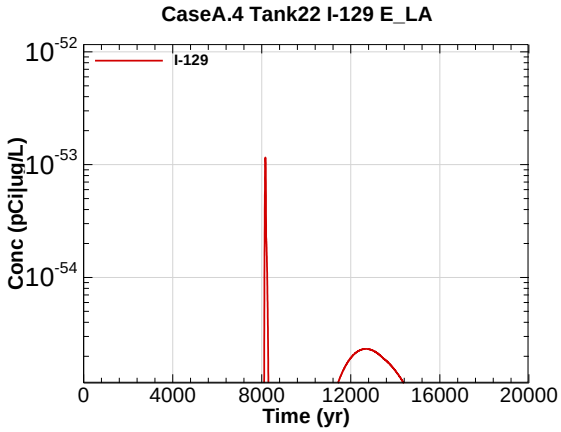

Figure R.16-29 - 100m Aquifer Concentration for CaseA.4 Tank22 I-129 E_LA

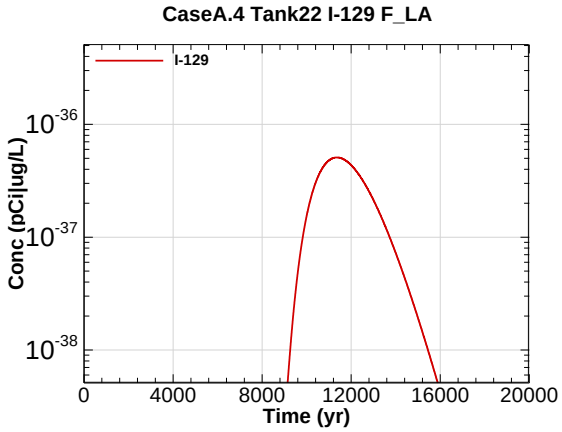

Figure R.16-30 - 100m Aquifer Concentration for CaseA.4 Tank22 I-129 F_LA

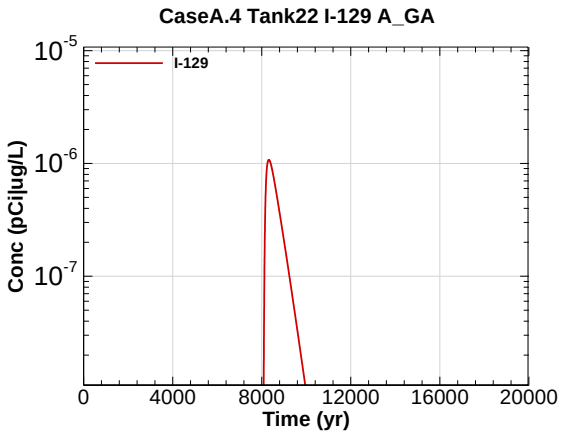

Figure R.16-31 - 100m Aquifer Concentration for CaseA.4 Tank22 I-129 A_GA

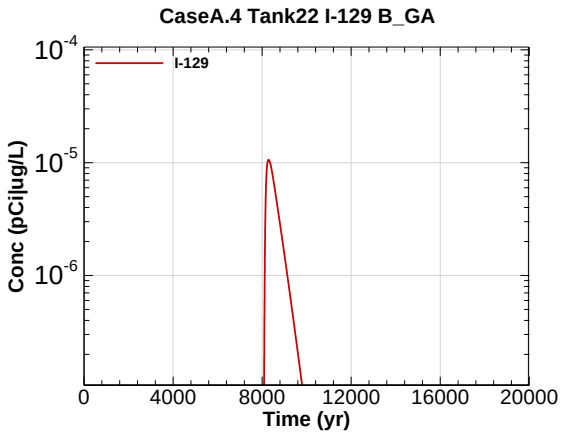

Figure R.16-32 - 100m Aquifer Concentration for CaseA.4 Tank22 I-129 B_GA

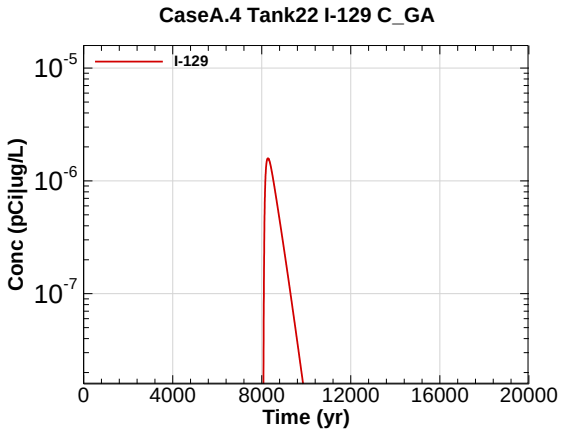

Figure R.16-33 - 100m Aquifer Concentration for CaseA.4 Tank22 I-129 C_GA

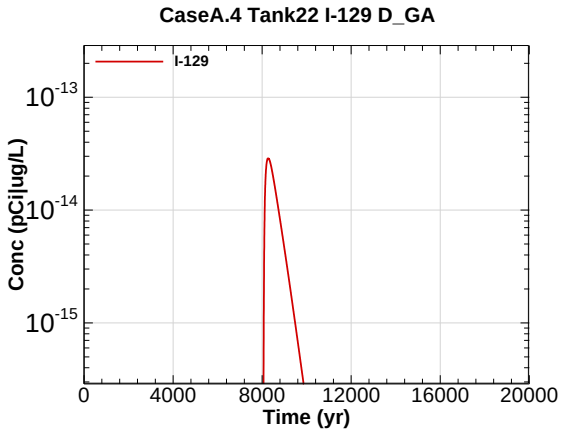

Figure R.16-34 - 100m Aquifer Concentration for CaseA.4 Tank22 I-129 D_GA

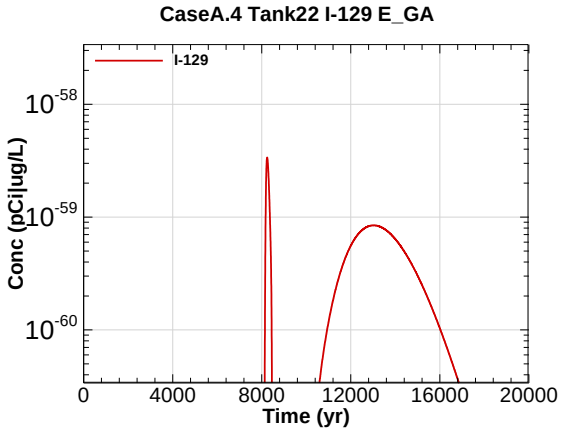

Figure R.16-35 - 100m Aquifer Concentration for CaseA.4 Tank22 I-129 E_GA

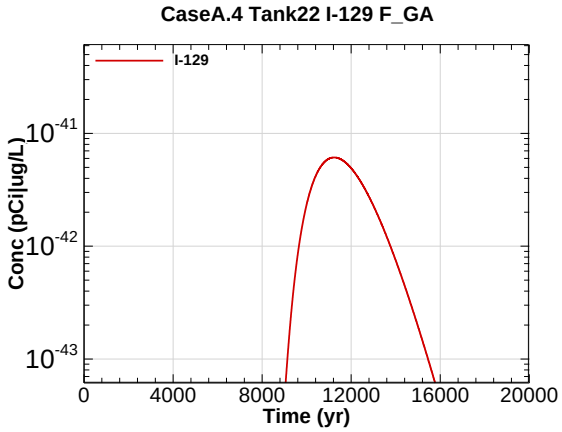

Figure R.16-36 - 100m Aquifer Concentration for CaseA.4 Tank22 I-129 F_GA

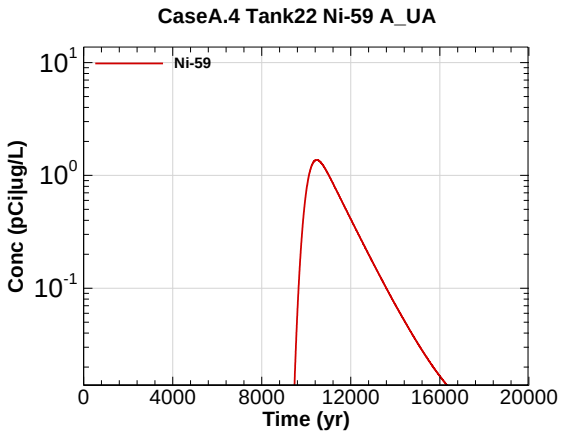

Figure R.16-37 - 100m Aquifer Concentration for CaseA.4 Tank22 Ni-59 A_UA

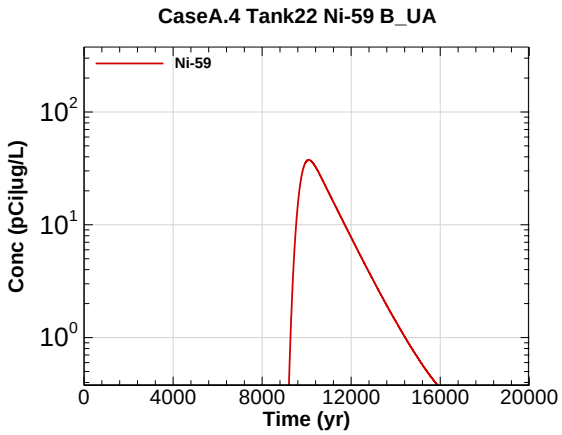

Figure R.16-38 - 100m Aquifer Concentration for CaseA.4 Tank22 Ni-59 B_UA

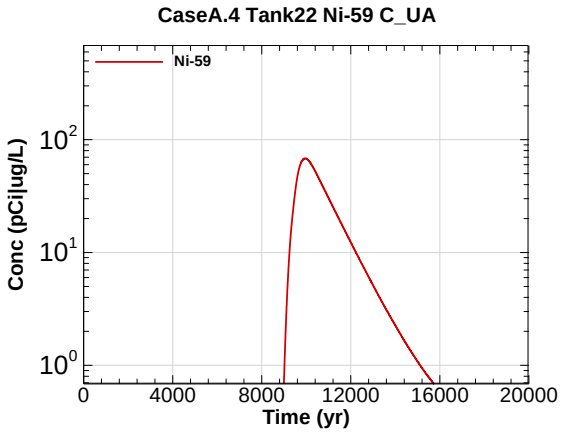

Figure R.16-39 - 100m Aquifer Concentration for CaseA.4 Tank22 Ni-59 C_UA

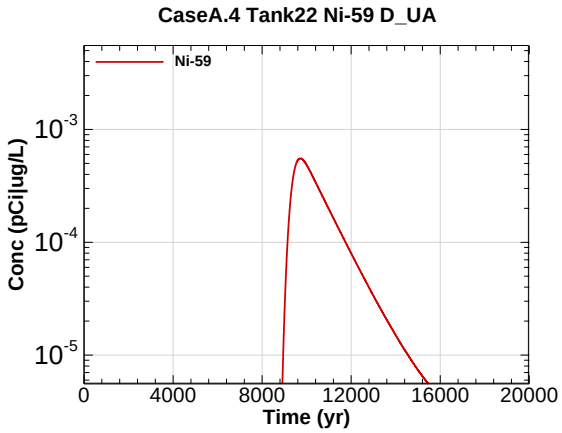

Figure R.16-40 - 100m Aquifer Concentration for CaseA.4 Tank22 Ni-59 D_UA

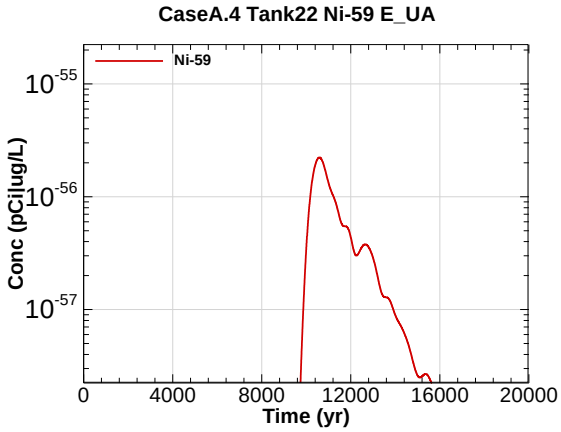

Figure R.16-41 - 100m Aquifer Concentration for CaseA.4 Tank22 Ni-59 E_UA

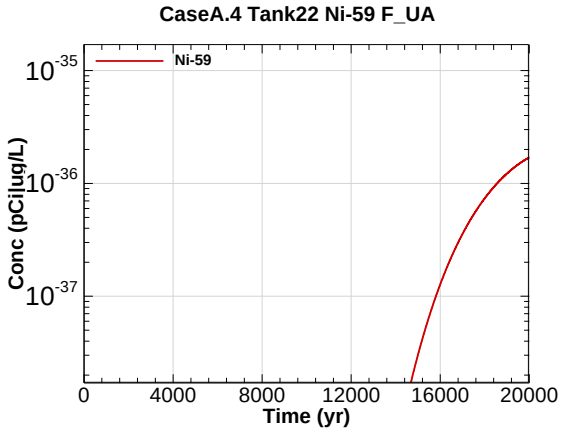

Figure R.16-42 - 100m Aquifer Concentration for CaseA.4 Tank22 Ni-59 F_UA

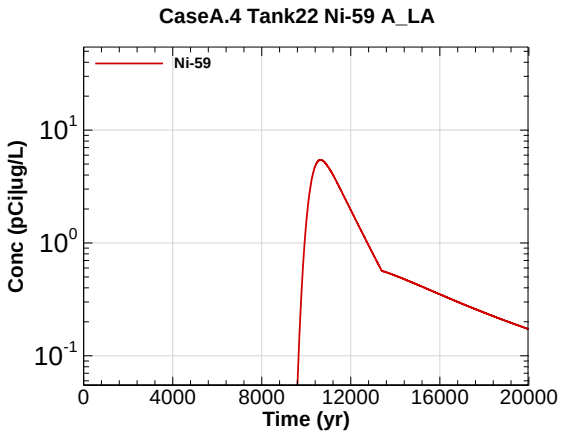

Figure R.16-43 - 100m Aquifer Concentration for CaseA.4 Tank22 Ni-59 A_LA

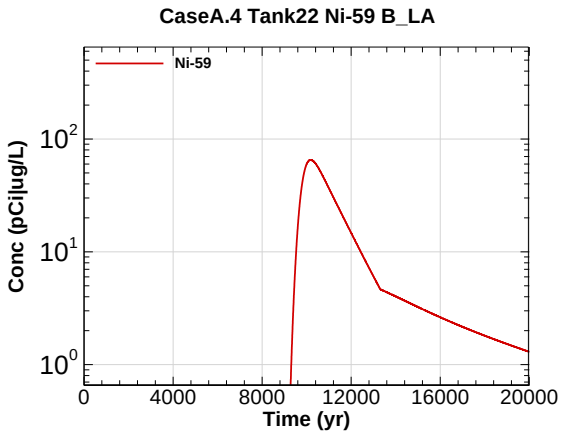

Figure R.16-44 - 100m Aquifer Concentration for CaseA.4 Tank22 Ni-59 B_LA

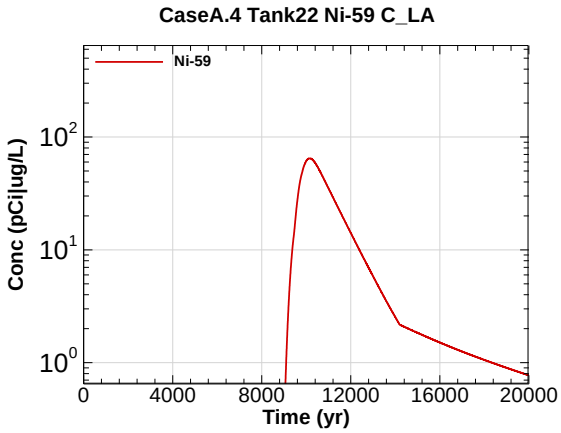

Figure R.16-45 - 100m Aquifer Concentration for CaseA.4 Tank22 Ni-59 C_LA

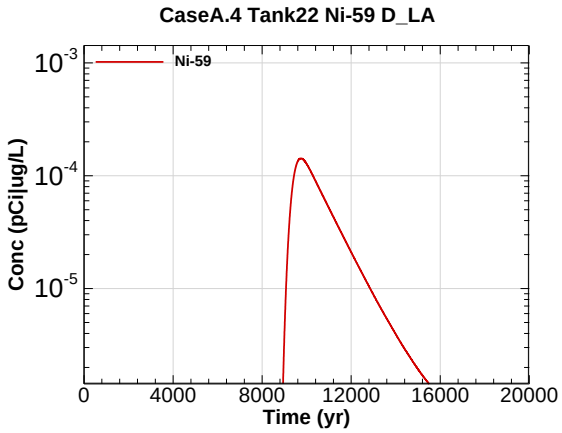

Figure R.16-46 - 100m Aquifer Concentration for CaseA.4 Tank22 Ni-59 D_LA

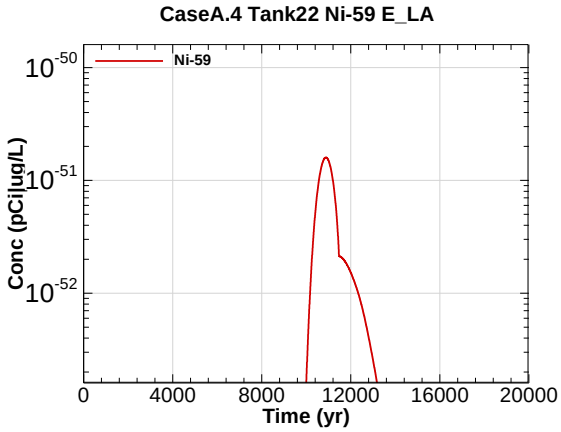

Figure R.16-47 - 100m Aquifer Concentration for CaseA.4 Tank22 Ni-59 E_LA

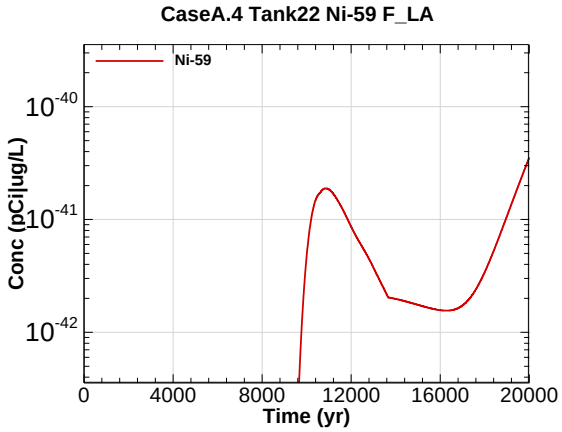

Figure R.16-48 - 100m Aquifer Concentration for CaseA.4 Tank22 Ni-59 F_LA

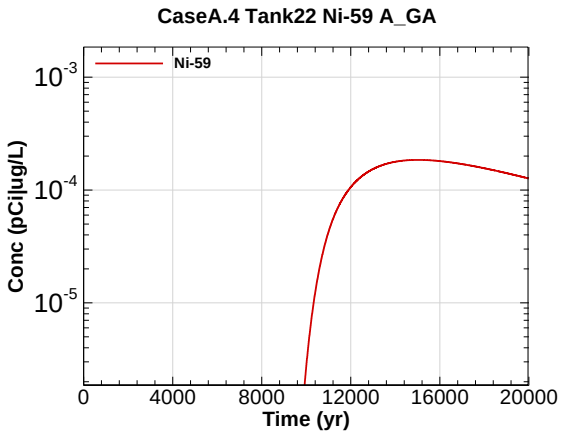

Figure R.16-49 - 100m Aquifer Concentration for CaseA.4 Tank22 Ni-59 A_GA

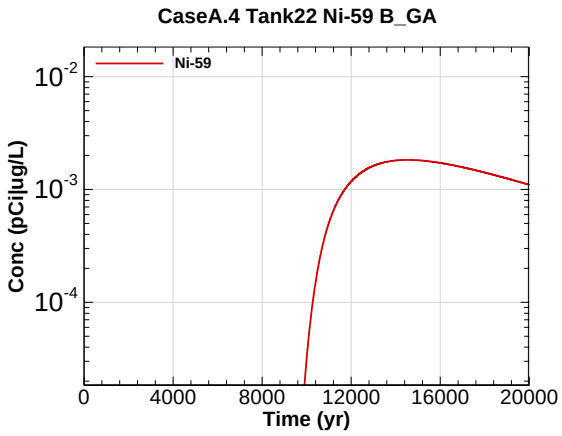

Figure R.16-50 - 100m Aquifer Concentration for CaseA.4 Tank22 Ni-59 B_GA

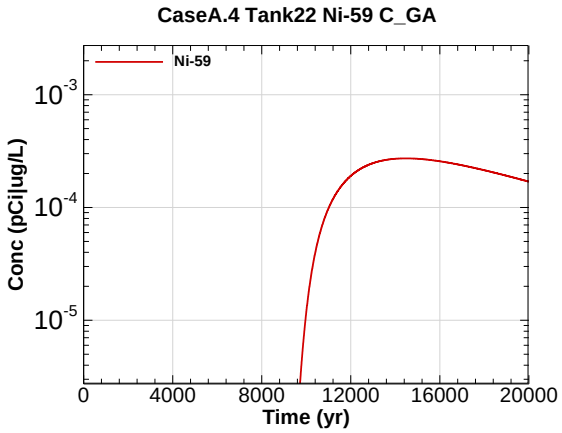

Figure R.16-51 - 100m Aquifer Concentration for CaseA.4 Tank22 Ni-59 C_GA

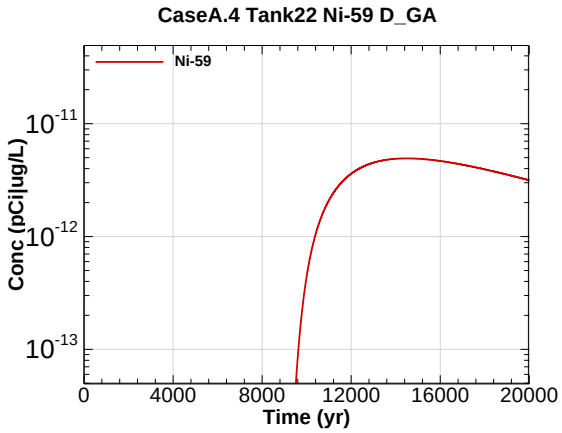

Figure R.16-52 - 100m Aquifer Concentration for CaseA.4 Tank22 Ni-59 D_GA

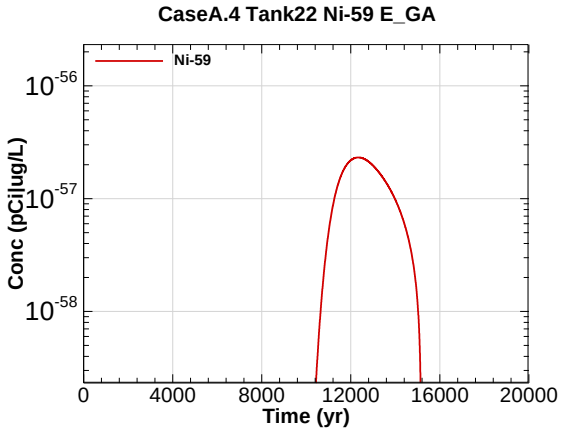

Figure R.16-53 - 100m Aquifer Concentration for CaseA.4 Tank22 Ni-59 E_GA

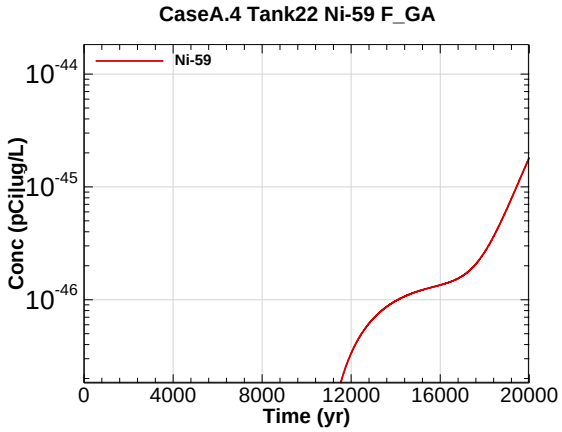

Figure R.16-54 - 100m Aquifer Concentration for CaseA.4 Tank22 Ni-59 F_GA

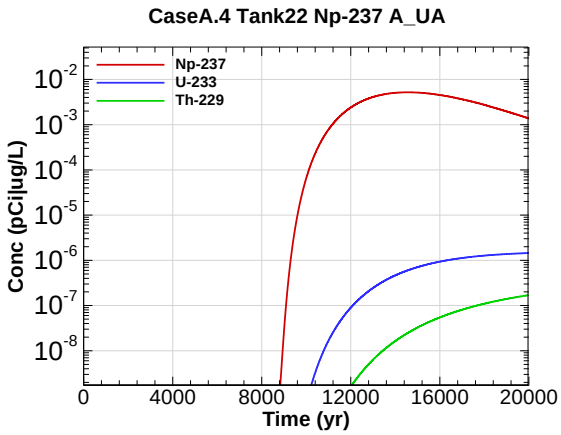

Figure R.16-55 - 100m Aquifer Concentration for CaseA.4 Tank22 Np-237 A_UA

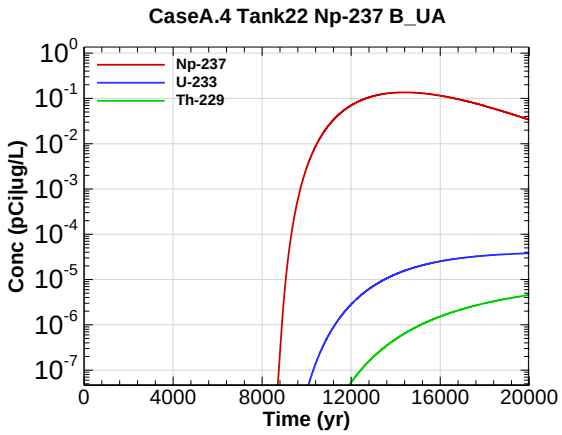

Figure R.16-56 - 100m Aquifer Concentration for CaseA.4 Tank22 Np-237 B_UA

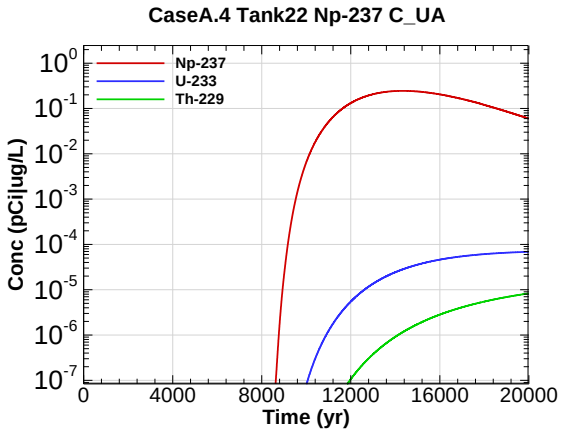

Figure R.16-57 - 100m Aquifer Concentration for CaseA.4 Tank22 Np-237 C_UA

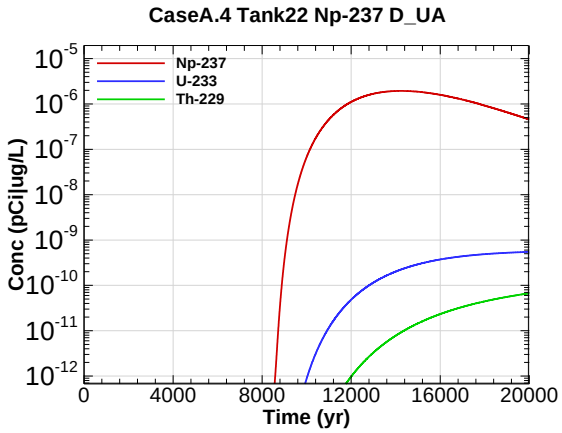

Figure R.16-58 - 100m Aquifer Concentration for CaseA.4 Tank22 Np-237 D_UA

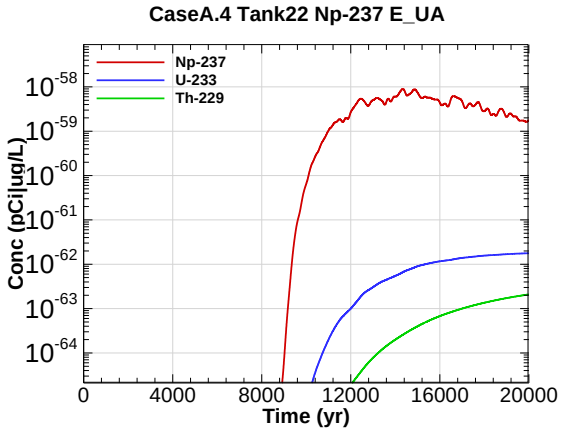

Figure R.16-59 - 100m Aquifer Concentration for CaseA.4 Tank22 Np-237 E_UA

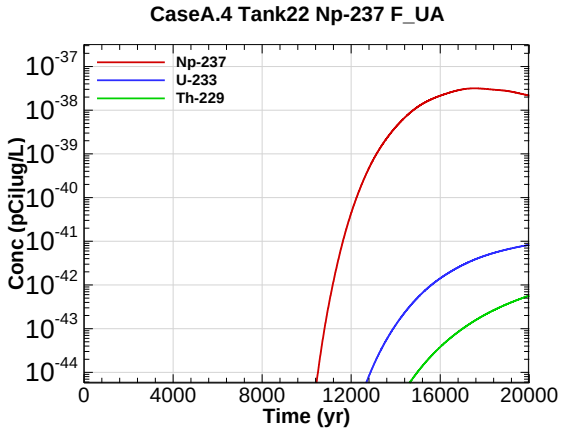

Figure R.16-60 - 100m Aquifer Concentration for CaseA.4 Tank22 Np-237 F_UA

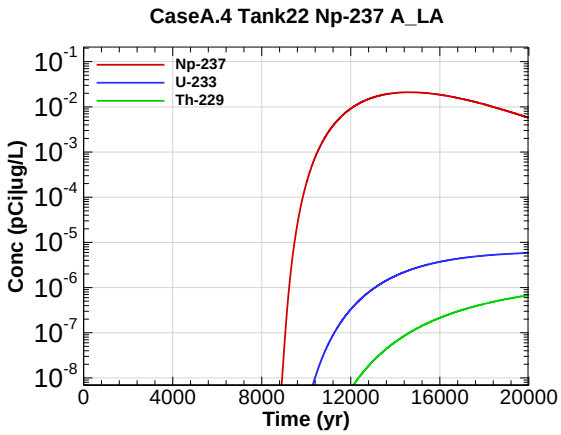

Figure R.16-61 - 100m Aquifer Concentration for CaseA.4 Tank22 Np-237 A_LA

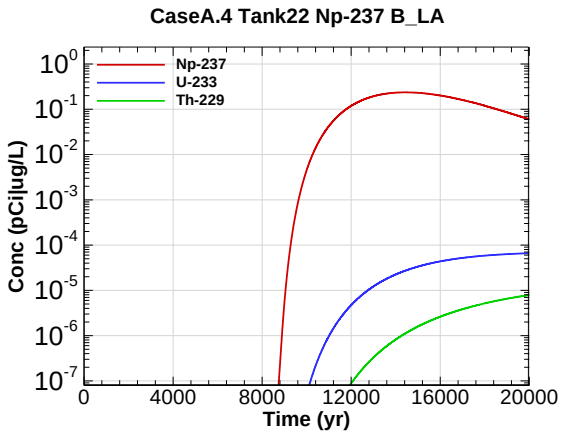

Figure R.16-62 - 100m Aquifer Concentration for CaseA.4 Tank22 Np-237 B_LA

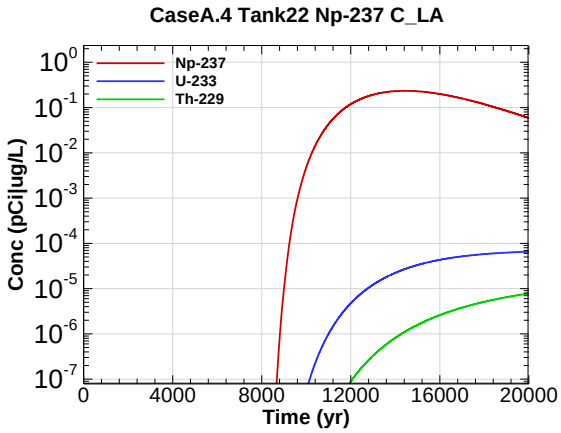

Figure R.16-63 - 100m Aquifer Concentration for CaseA.4 Tank22 Np-237 C_LA

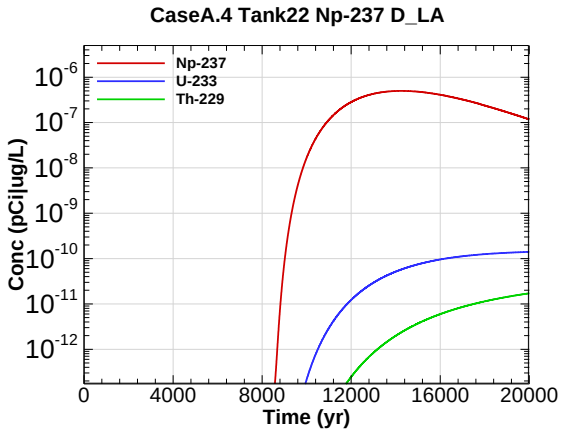

Figure R.16-64 - 100m Aquifer Concentration for CaseA.4 Tank22 Np-237 D_LA

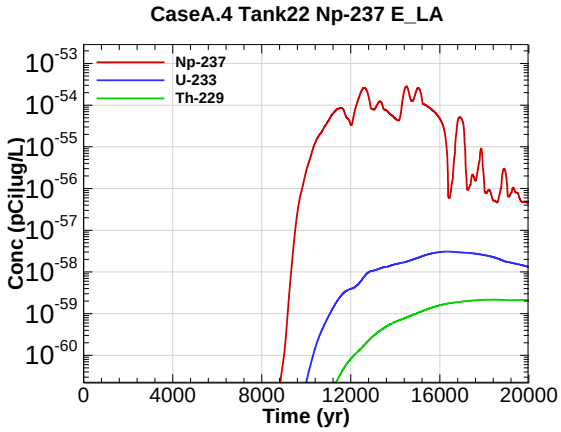

Figure R.16-65 - 100m Aquifer Concentration for CaseA.4 Tank22 Np-237 E_LA

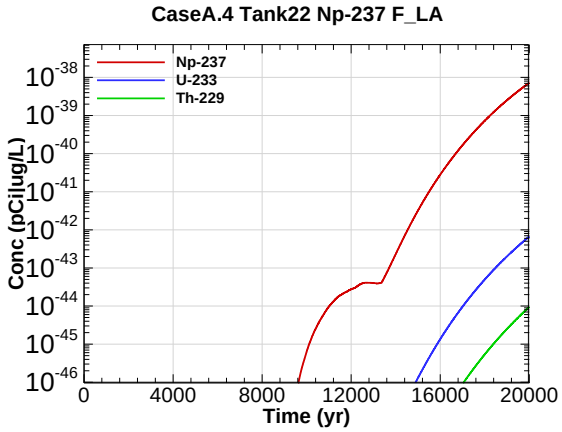

Figure R.16-66 - 100m Aquifer Concentration for CaseA.4 Tank22 Np-237 F_LA

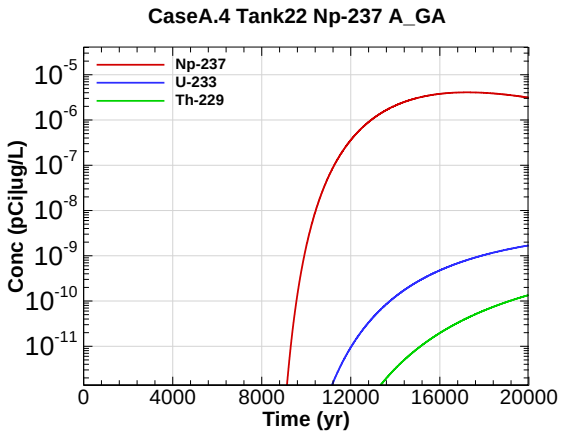

Figure R.16-67 - 100m Aquifer Concentration for CaseA.4 Tank22 Np-237 A_GA

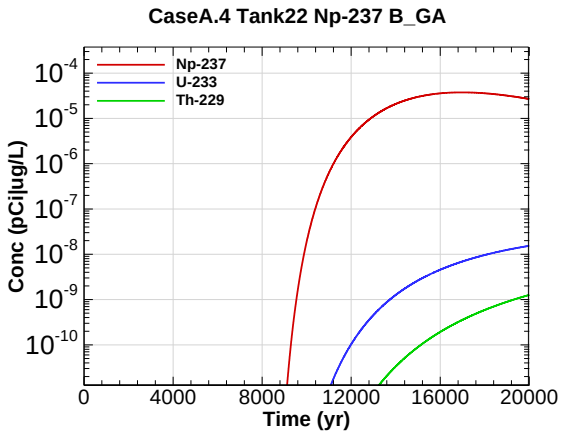

Figure R.16-68 - 100m Aquifer Concentration for CaseA.4 Tank22 Np-237 B_GA

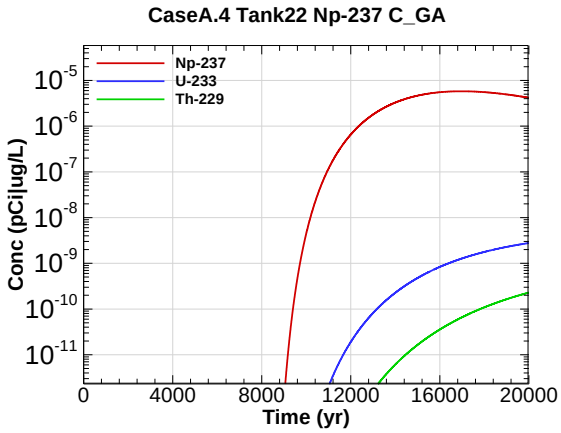

Figure R.16-69 - 100m Aquifer Concentration for CaseA.4 Tank22 Np-237 C_GA

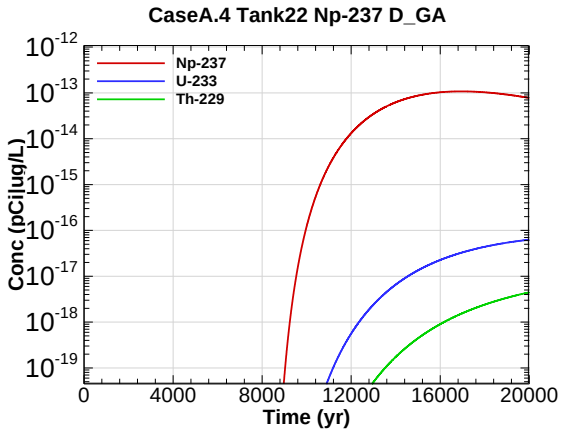

Figure R.16-70 - 100m Aquifer Concentration for CaseA.4 Tank22 Np-237 D_GA

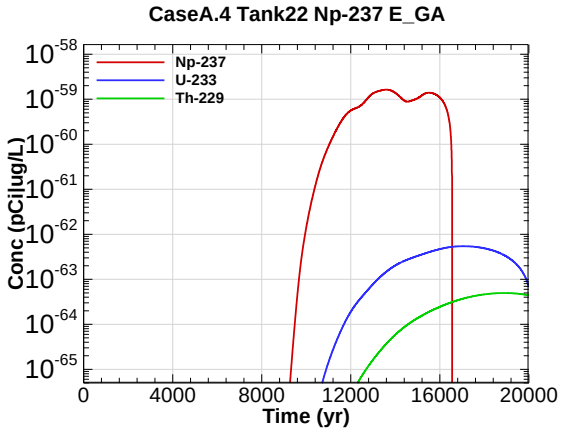

Figure R.16-71 - 100m Aquifer Concentration for CaseA.4 Tank22 Np-237 E_GA

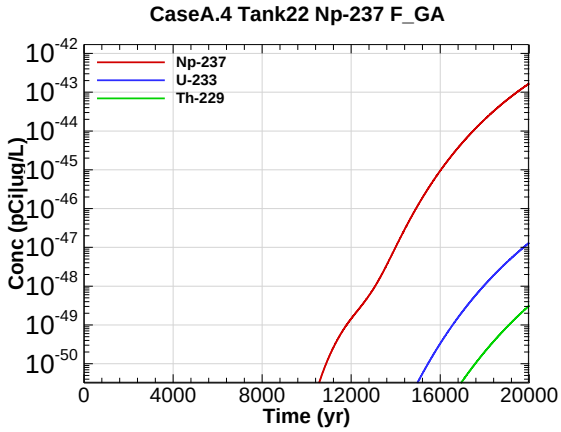

Figure R.16-72 - 100m Aquifer Concentration for CaseA.4 Tank22 Np-237 F_GA

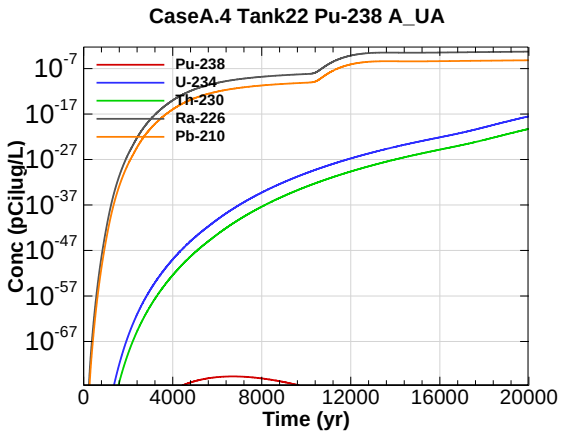

Figure R.16-73 - 100m Aquifer Concentration for CaseA.4 Tank22 Pu-238 A_UA

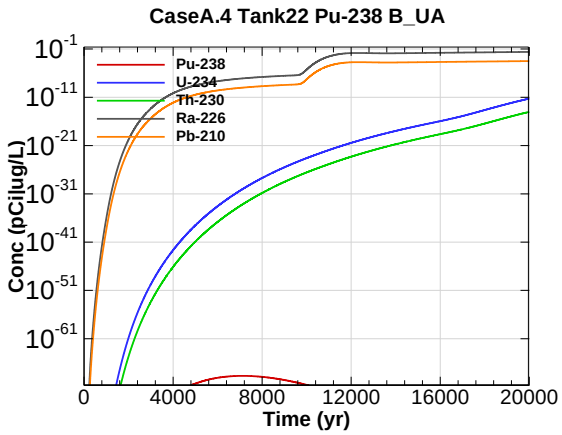

Figure R.16-74 - 100m Aquifer Concentration for CaseA.4 Tank22 Pu-238 B_UA

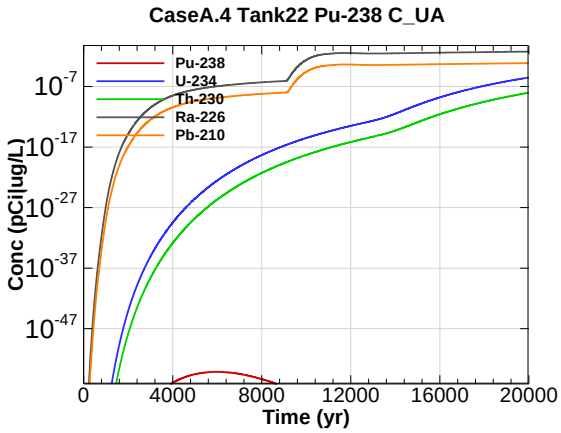

Figure R.16-75 - 100m Aquifer Concentration for CaseA.4 Tank22 Pu-238 C_UA

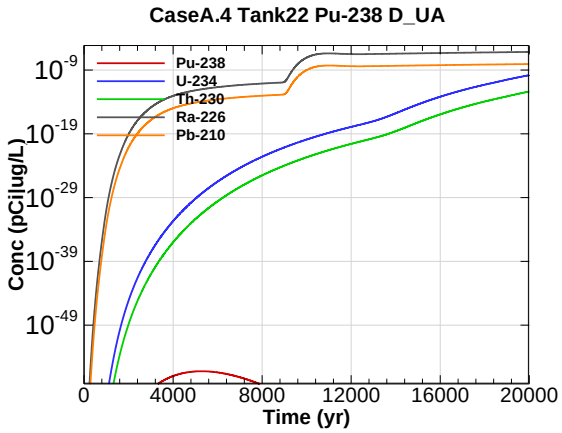

Figure R.16-76 - 100m Aquifer Concentration for CaseA.4 Tank22 Pu-238 D_UA

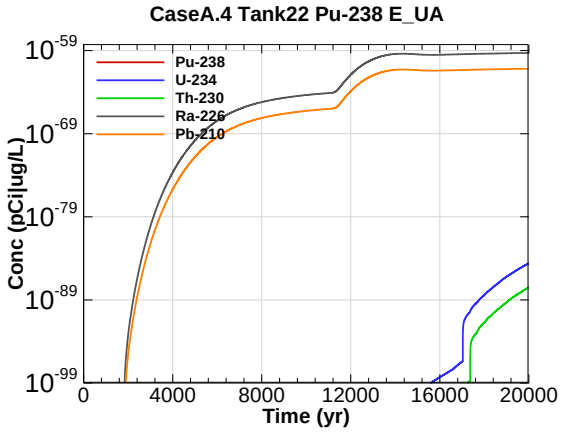

Figure R.16-77 - 100m Aquifer Concentration for CaseA.4 Tank22 Pu-238 E_UA

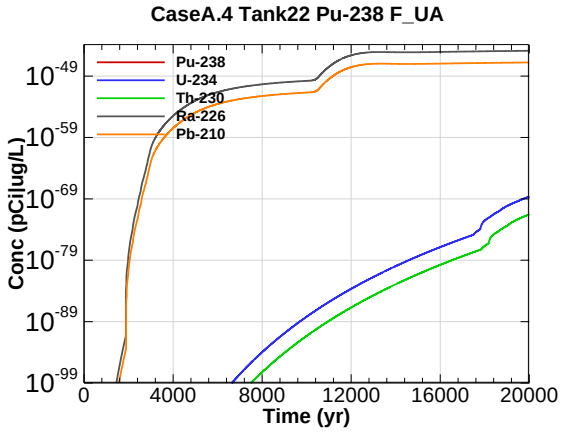

Figure R.16-78 - 100m Aquifer Concentration for CaseA.4 Tank22 Pu-238 F_UA

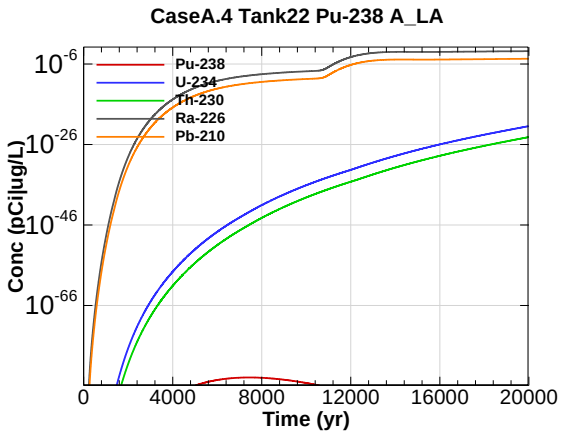

Figure R.16-79 - 100m Aquifer Concentration for CaseA.4 Tank22 Pu-238 A_LA

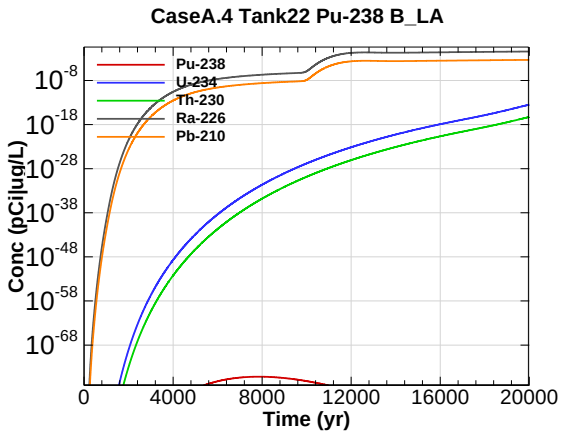

Figure R.16-80 - 100m Aquifer Concentration for CaseA.4 Tank22 Pu-238 B_LA

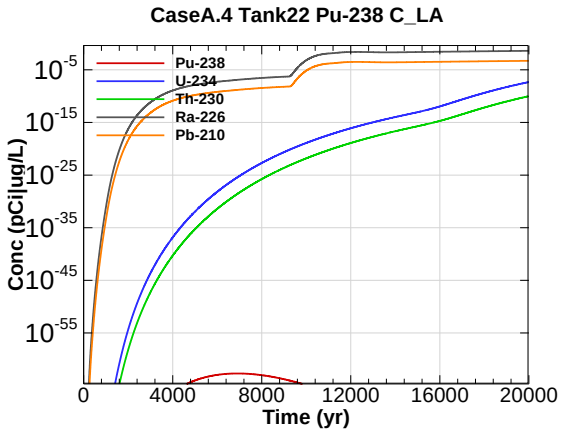

Figure R.16-81 - 100m Aquifer Concentration for CaseA.4 Tank22 Pu-238 C_LA

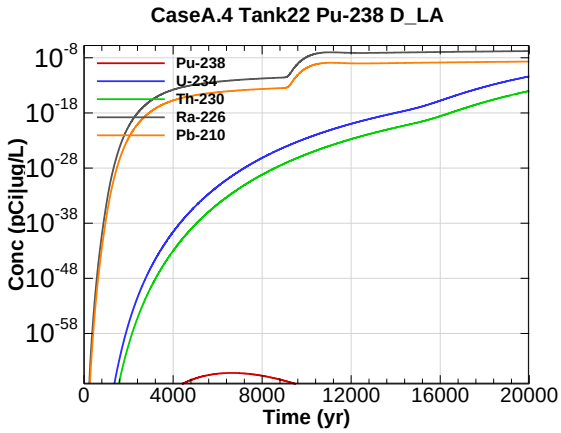

Figure R.16-82 - 100m Aquifer Concentration for CaseA.4 Tank22 Pu-238 D_LA

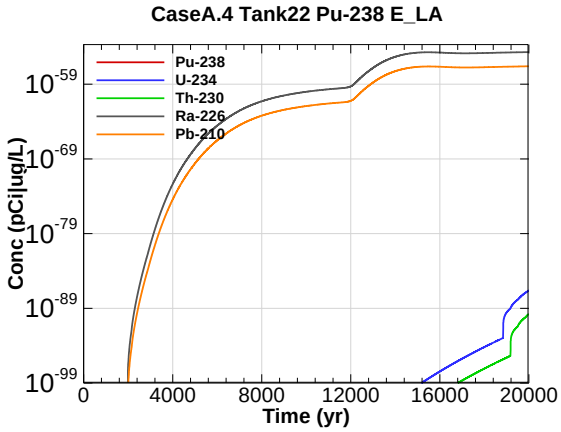

Figure R.16-83 - 100m Aquifer Concentration for CaseA.4 Tank22 Pu-238 E_LA

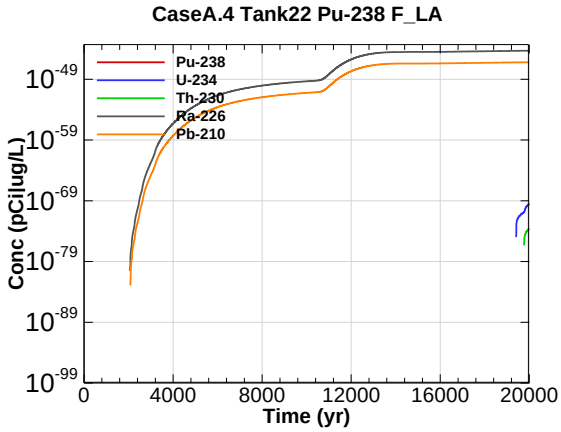

Figure R.16-84 - 100m Aquifer Concentration for CaseA.4 Tank22 Pu-238 F_LA

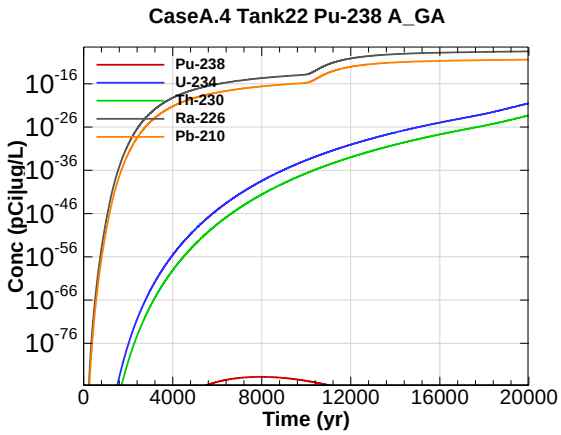

Figure R.16-85 - 100m Aquifer Concentration for CaseA.4 Tank22 Pu-238 A_GA

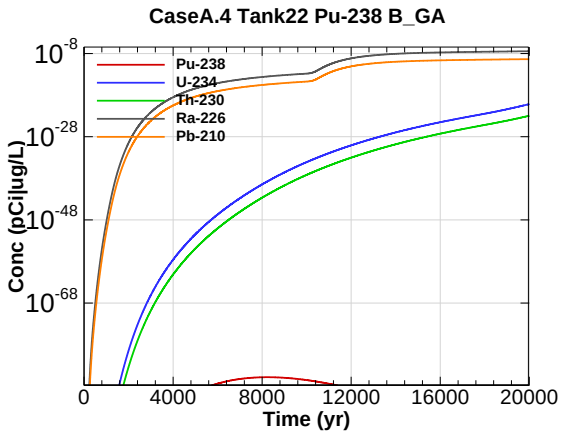

Figure R.16-86 - 100m Aquifer Concentration for CaseA.4 Tank22 Pu-238 B_GA

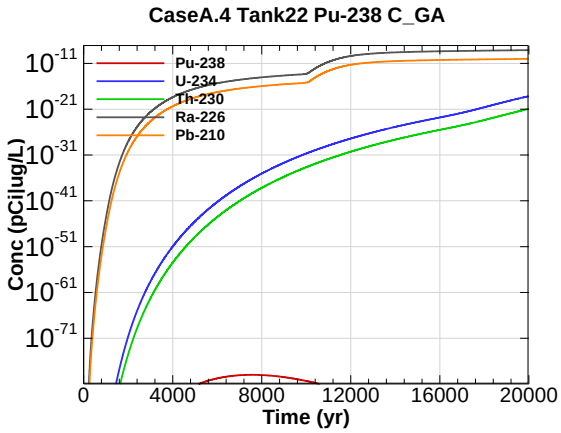

Figure R.16-87 - 100m Aquifer Concentration for CaseA.4 Tank22 Pu-238 C_GA

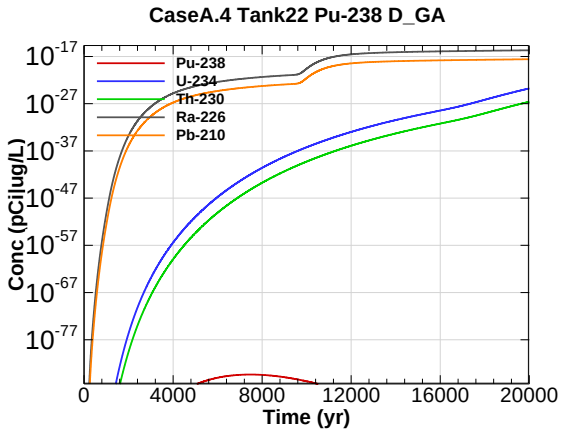

Figure R.16-88 - 100m Aquifer Concentration for CaseA.4 Tank22 Pu-238 D_GA

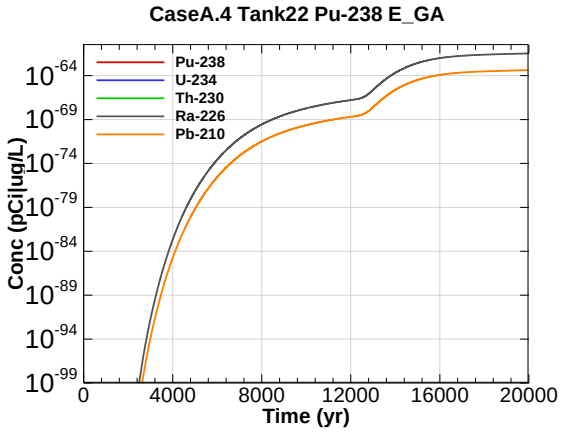

Figure R.16-89 - 100m Aquifer Concentration for CaseA.4 Tank22 Pu-238 E_GA

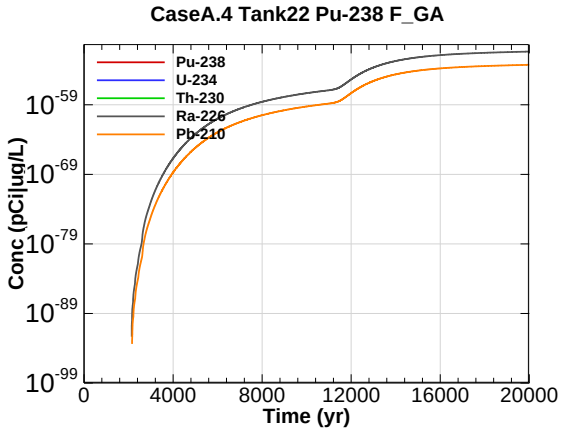

Figure R.16-90 - 100m Aquifer Concentration for CaseA.4 Tank22 Pu-238 F_GA

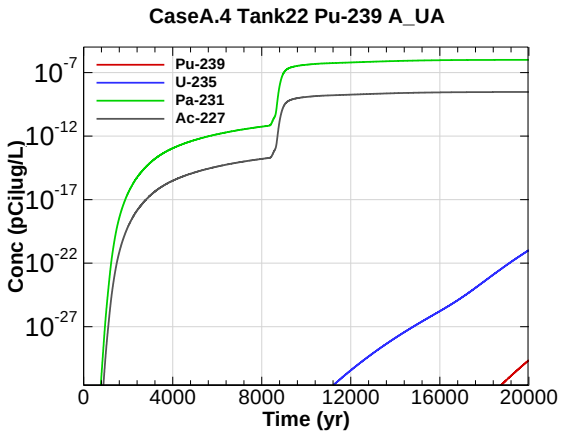

Figure R.16-91 - 100m Aquifer Concentration for CaseA.4 Tank22 Pu-239 A_UA

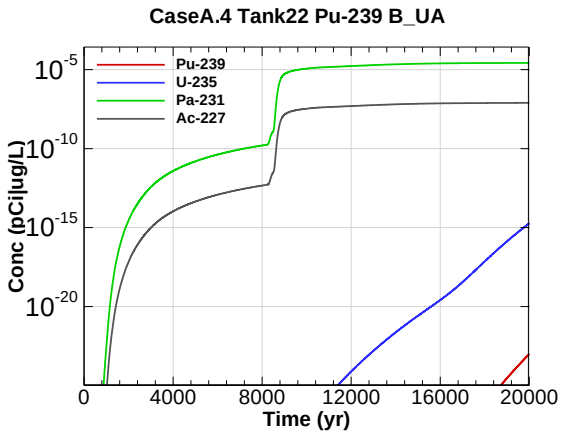

Figure R.16-92 - 100m Aquifer Concentration for CaseA.4 Tank22 Pu-239 B_UA

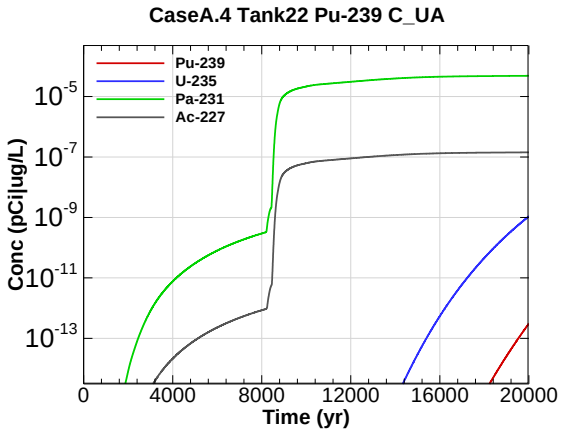

Figure R.16-93 - 100m Aquifer Concentration for CaseA.4 Tank22 Pu-239 C_UA

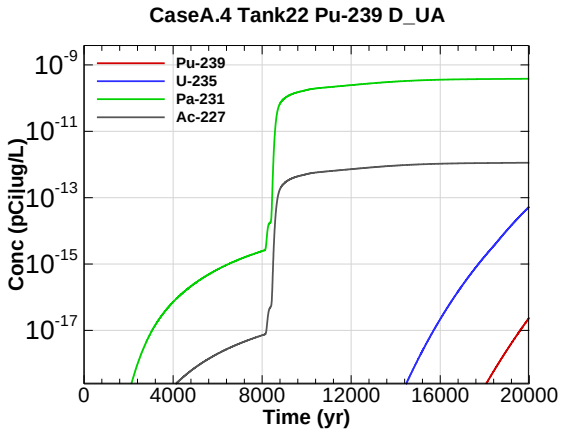

Figure R.16-94 - 100m Aquifer Concentration for CaseA.4 Tank22 Pu-239 D_UA

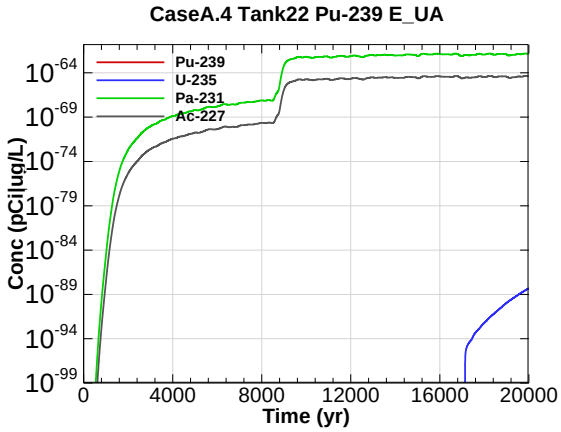

Figure R.16-95 - 100m Aquifer Concentration for CaseA.4 Tank22 Pu-239 E_UA

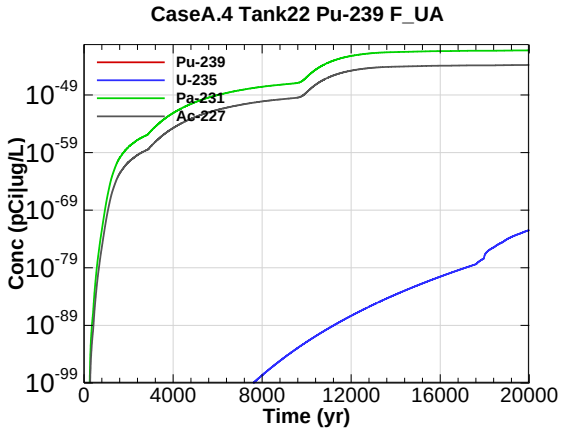

Figure R.16-96 - 100m Aquifer Concentration for CaseA.4 Tank22 Pu-239 F_UA

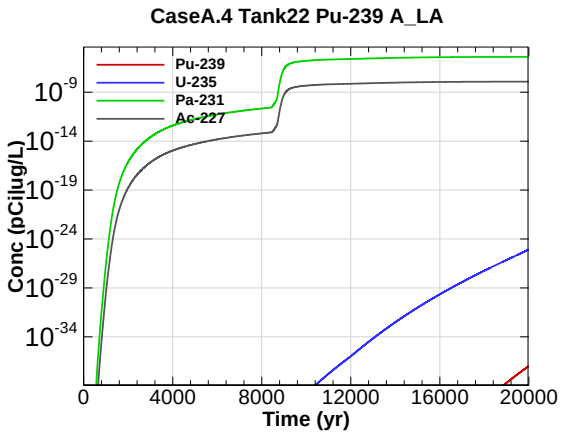

Figure R.16-97 - 100m Aquifer Concentration for CaseA.4 Tank22 Pu-239 A_LA

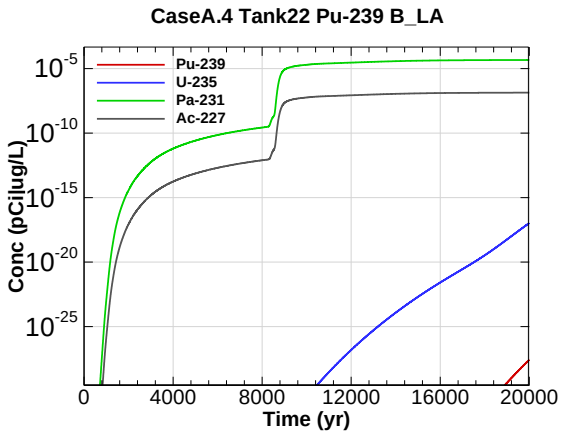

Figure R.16-98 - 100m Aquifer Concentration for CaseA.4 Tank22 Pu-239 B_LA

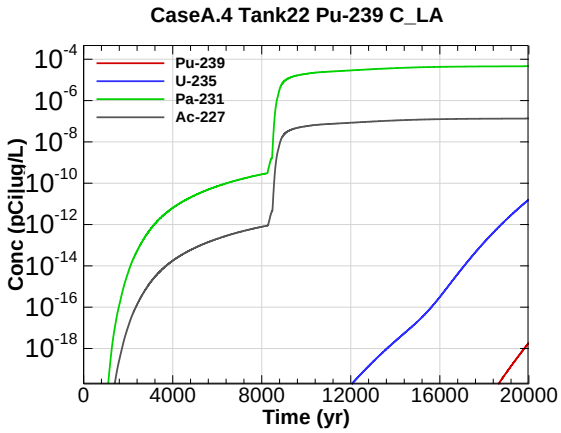

Figure R.16-99 - 100m Aquifer Concentration for CaseA.4 Tank22 Pu-239 C_LA

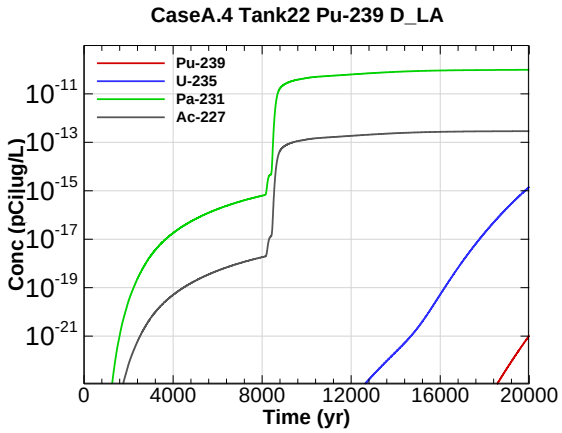

Figure R.16-100 - 100m Aquifer Concentration for CaseA.4 Tank22 Pu-239 D_LA

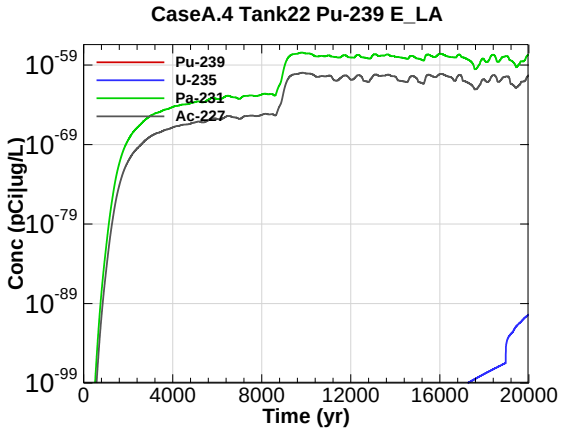

Figure R.16-101 - 100m Aquifer Concentration for CaseA.4 Tank22 Pu-239 E_LA

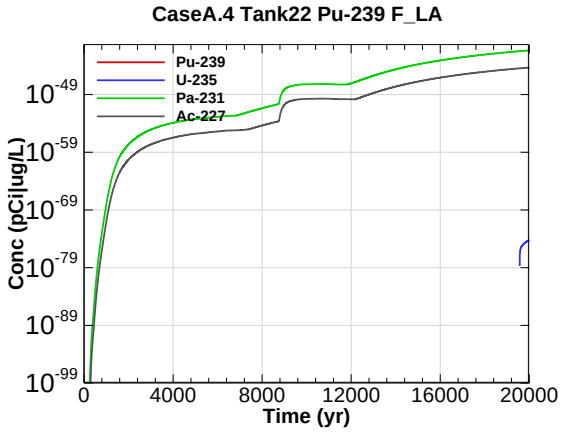

Figure R.16-102 - 100m Aquifer Concentration for CaseA.4 Tank22 Pu-239 F_LA

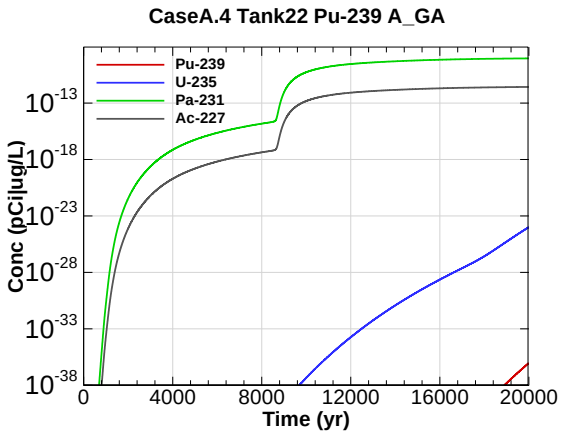

Figure R.16-103 - 100m Aquifer Concentration for CaseA.4 Tank22 Pu-239 A_GA

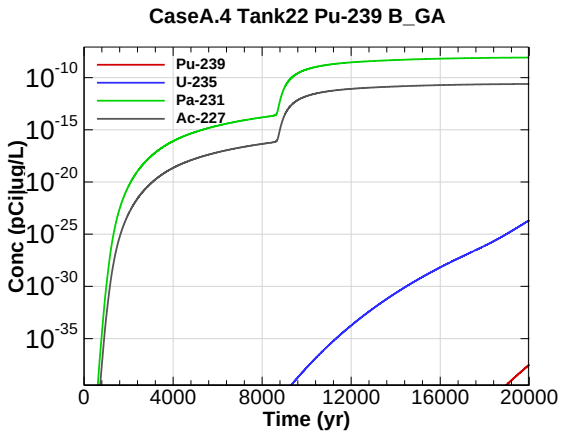

Figure R.16-104 - 100m Aquifer Concentration for CaseA.4 Tank22 Pu-239 B_GA

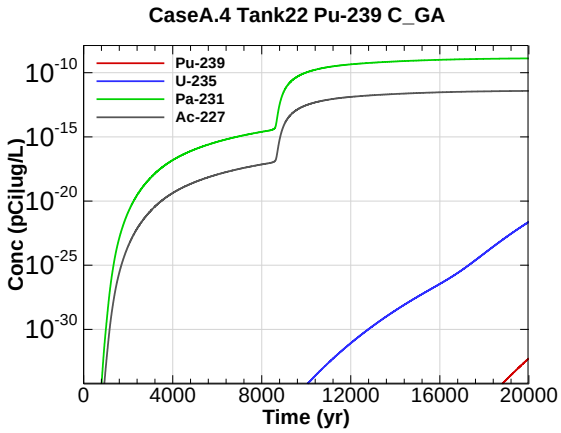

Figure R.16-105 - 100m Aquifer Concentration for CaseA.4 Tank22 Pu-239 C_GA

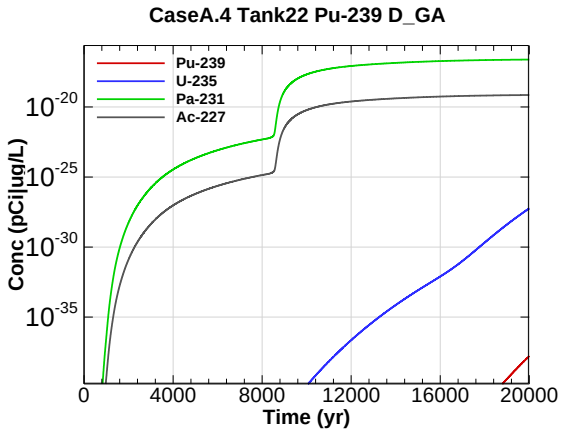

Figure R.16-106 - 100m Aquifer Concentration for CaseA.4 Tank22 Pu-239 D_GA

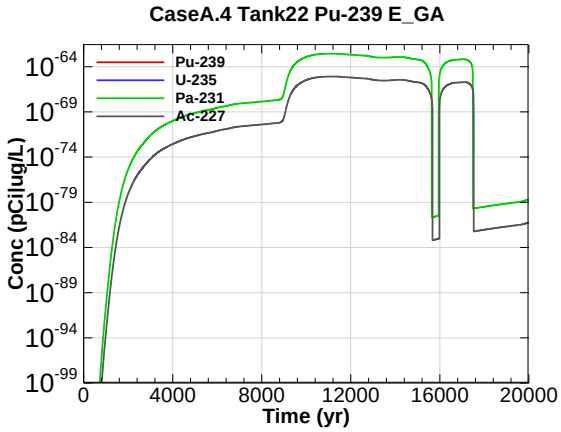

Figure R.16-107 - 100m Aquifer Concentration for CaseA.4 Tank22 Pu-239 E_GA

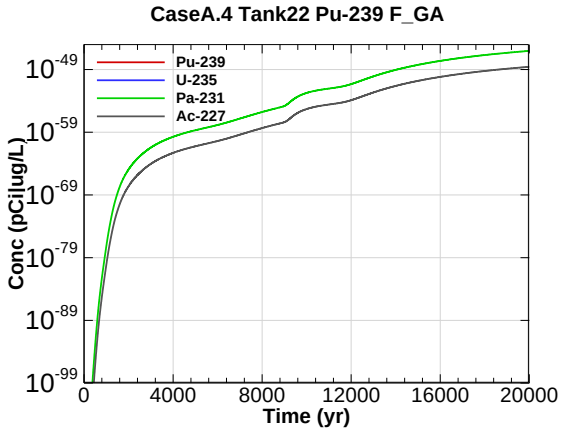

Figure R.16-108 - 100m Aquifer Concentration for CaseA.4 Tank22 Pu-239 F_GA

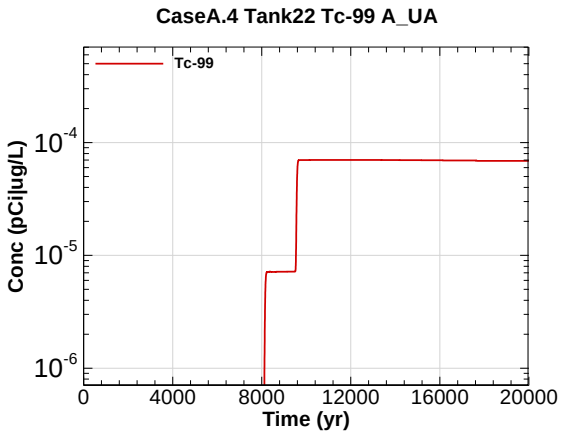

Figure R.16-109 - 100m Aquifer Concentration for CaseA.4 Tank22 Tc-99 A_UA

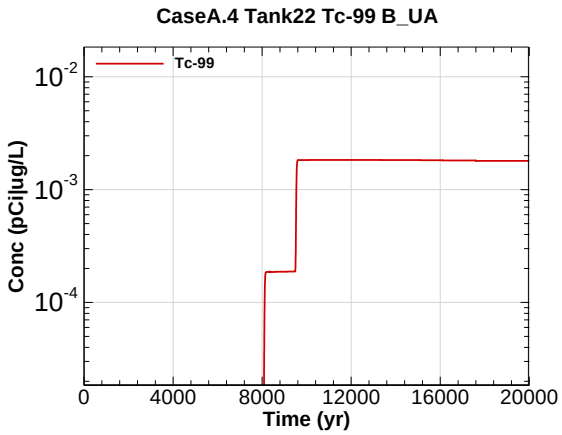

Figure R.16-110 - 100m Aquifer Concentration for CaseA.4 Tank22 Tc-99 B_UA

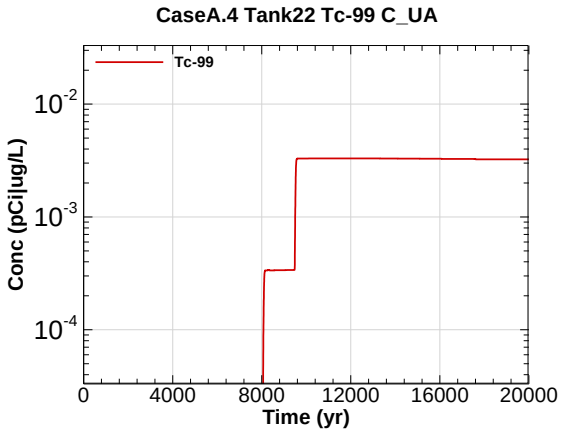

Figure R.16-111 - 100m Aquifer Concentration for CaseA.4 Tank22 Tc-99 C_UA

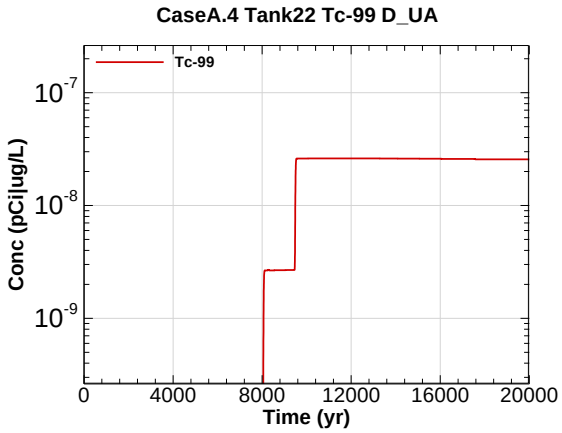

Figure R.16-112 - 100m Aquifer Concentration for CaseA.4 Tank22 Tc-99 D_UA

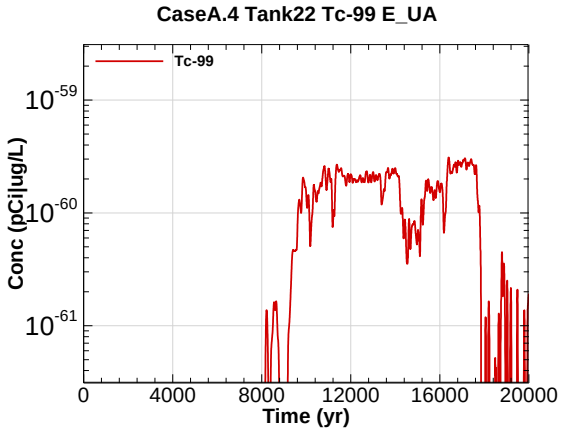

Figure R.16-113 - 100m Aquifer Concentration for CaseA.4 Tank22 Tc-99 E_UA

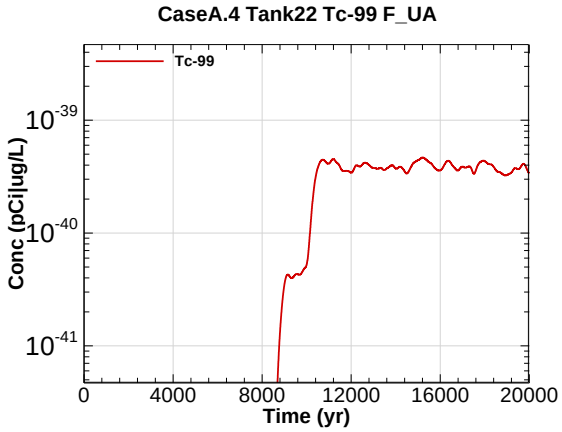

Figure R.16-114 - 100m Aquifer Concentration for CaseA.4 Tank22 Tc-99 F_UA

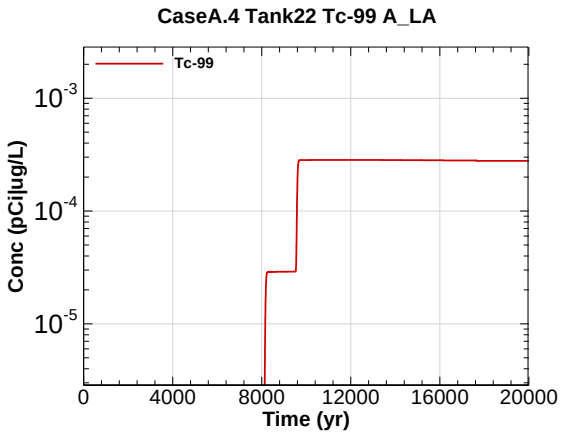

Figure R.16-115 - 100m Aquifer Concentration for CaseA.4 Tank22 Tc-99 A_LA

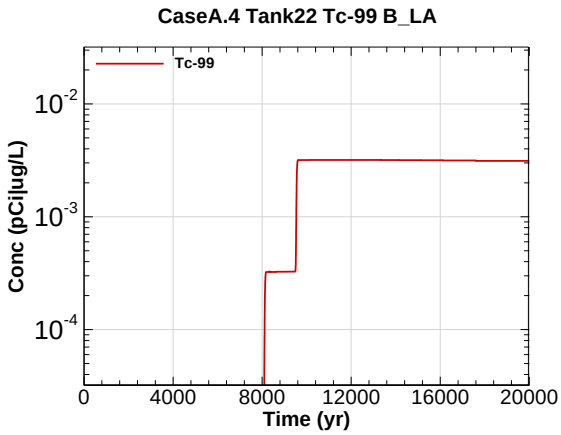

Figure R.16-116 - 100m Aquifer Concentration for CaseA.4 Tank22 Tc-99 B_LA

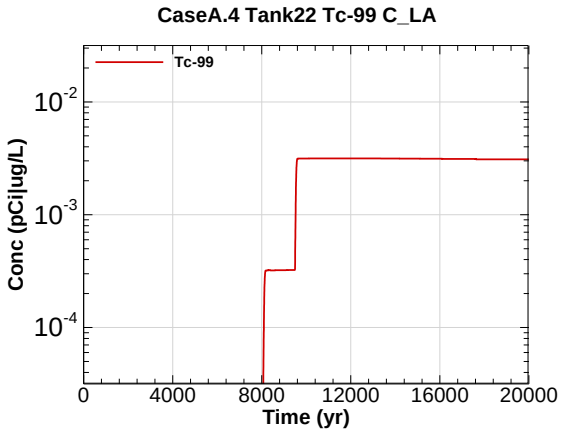

Figure R.16-117 - 100m Aquifer Concentration for CaseA.4 Tank22 Tc-99 C_LA

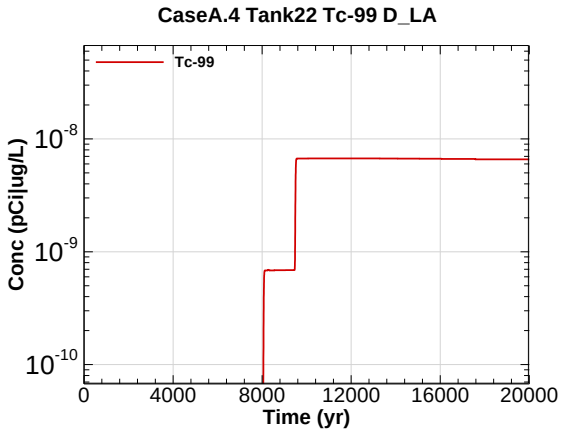

Figure R.16-118 - 100m Aquifer Concentration for CaseA.4 Tank22 Tc-99 D_LA

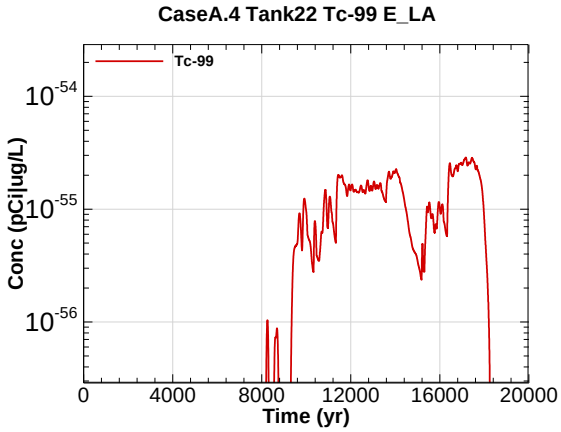

Figure R.16-119 - 100m Aquifer Concentration for CaseA.4 Tank22 Tc-99 E_LA

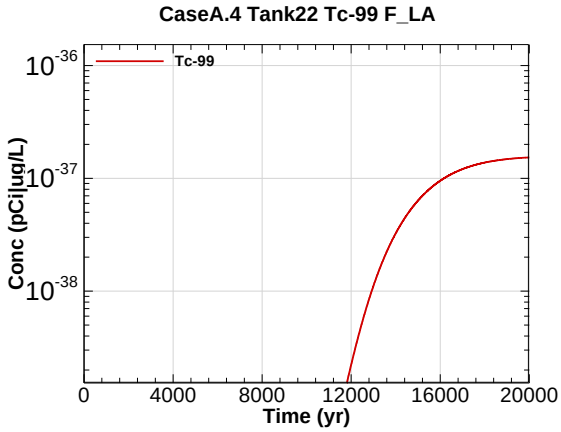

Figure R.16-120 - 100m Aquifer Concentration for CaseA.4 Tank22 Tc-99 F_LA

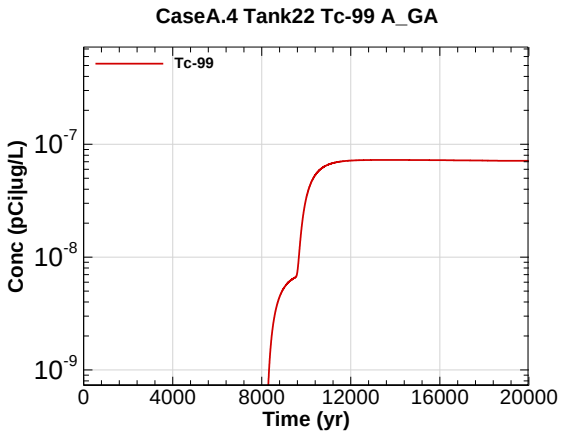

Figure R.16-121 - 100m Aquifer Concentration for CaseA.4 Tank22 Tc-99 A_GA

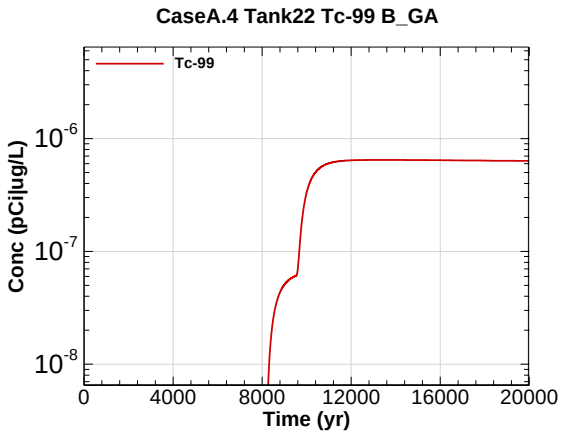

Figure R.16-122 - 100m Aquifer Concentration for CaseA.4 Tank22 Tc-99 B_GA

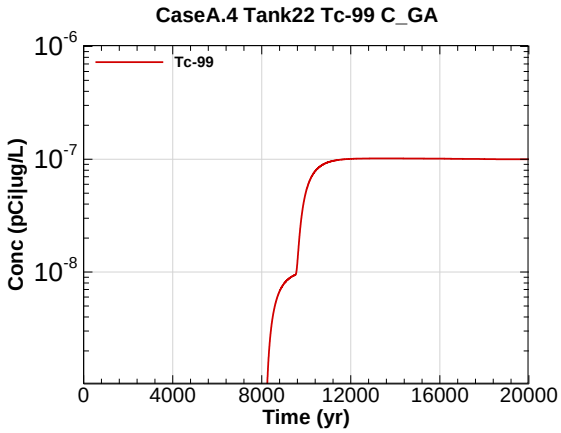

Figure R.16-123 - 100m Aquifer Concentration for CaseA.4 Tank22 Tc-99 C_GA

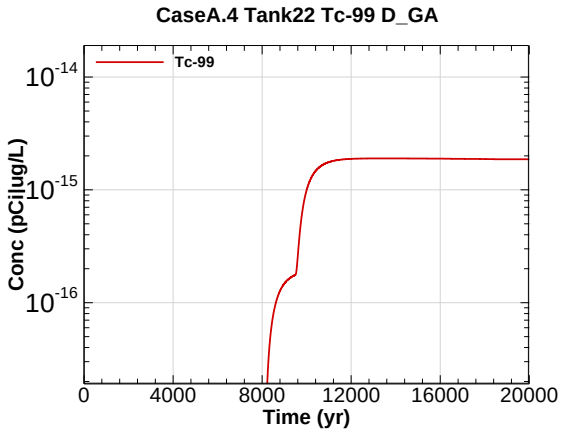

Figure R.16-124 - 100m Aquifer Concentration for CaseA.4 Tank22 Tc-99 D_GA

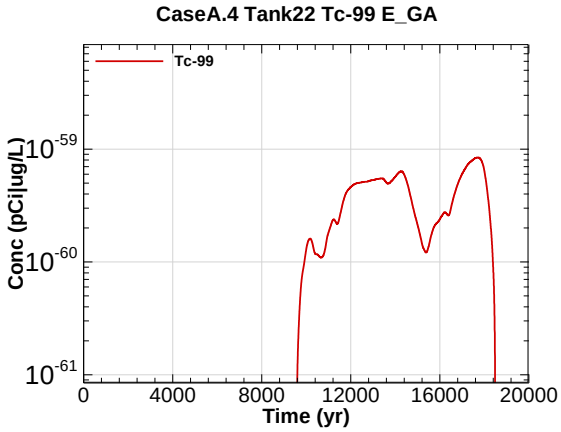

Figure R.16-125 - 100m Aquifer Concentration for CaseA.4 Tank22 Tc-99 E_GA

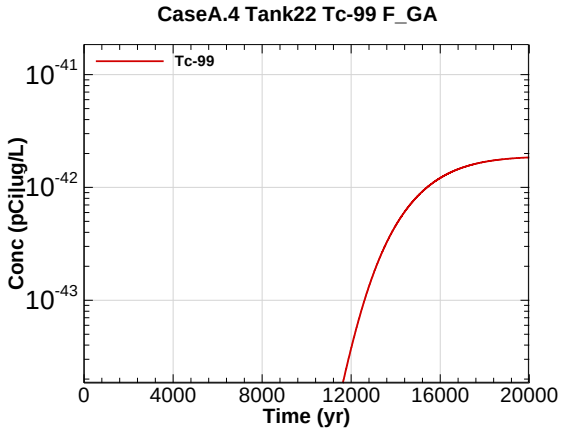

Figure R.16-126 - 100m Aquifer Concentration for CaseA.4 Tank22 Tc-99 F_GA

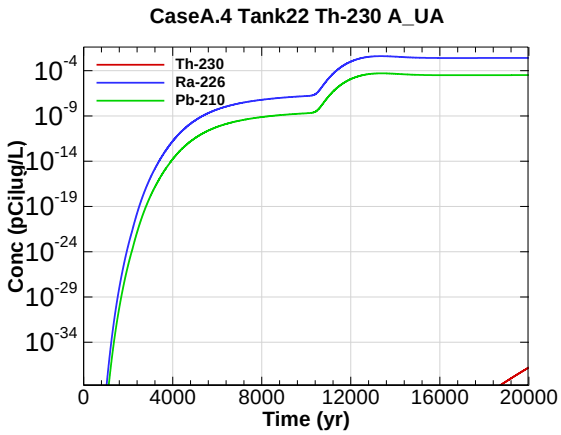

Figure R.16-127 - 100m Aquifer Concentration for CaseA.4 Tank22 Th-230 A_UA

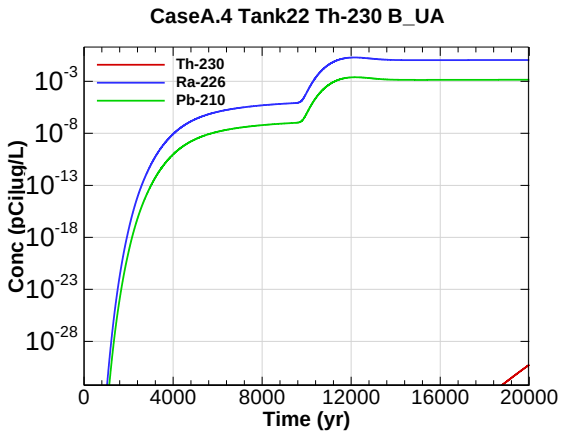

Figure R.16-128 - 100m Aquifer Concentration for CaseA.4 Tank22 Th-230 B_UA

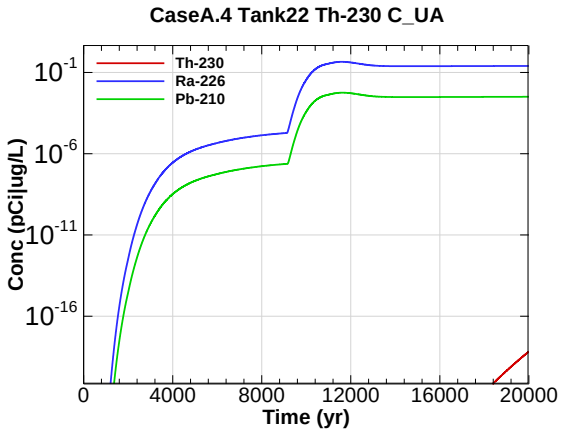

Figure R.16-129 - 100m Aquifer Concentration for CaseA.4 Tank22 Th-230 C_UA

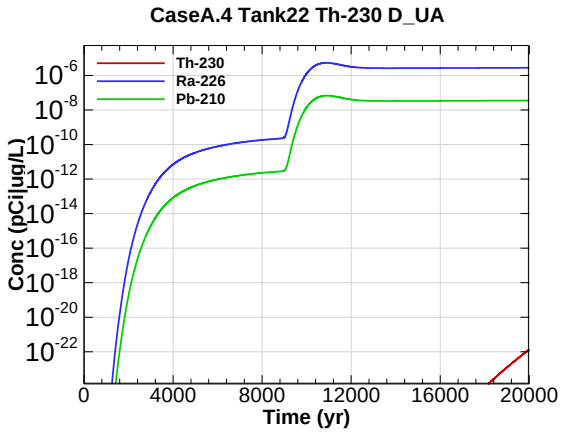

Figure R.16-130 - 100m Aquifer Concentration for CaseA.4 Tank22 Th-230 D_UA

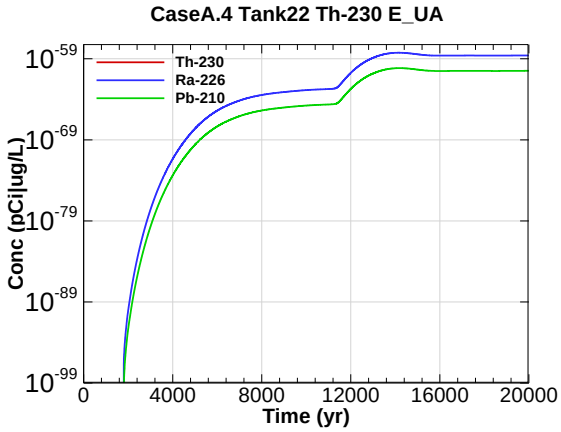

Figure R.16-131 - 100m Aquifer Concentration for CaseA.4 Tank22 Th-230 E_UA

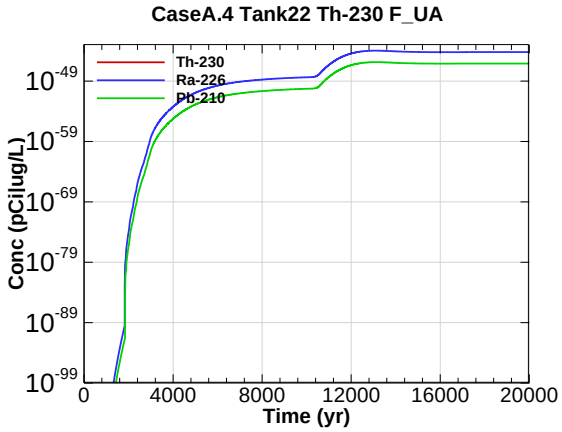

Figure R.16-132 - 100m Aquifer Concentration for CaseA.4 Tank22 Th-230 F_UA

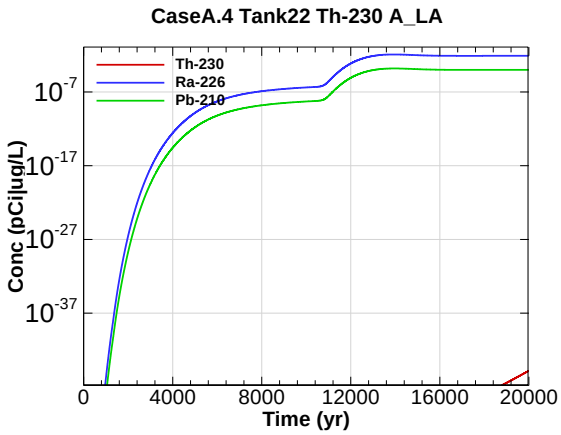

Figure R.16-133 - 100m Aquifer Concentration for CaseA.4 Tank22 Th-230 A_LA

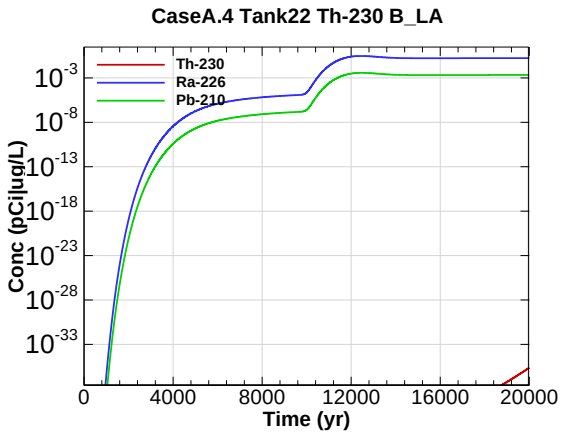

Figure R.16-134 - 100m Aquifer Concentration for CaseA.4 Tank22 Th-230 B_LA

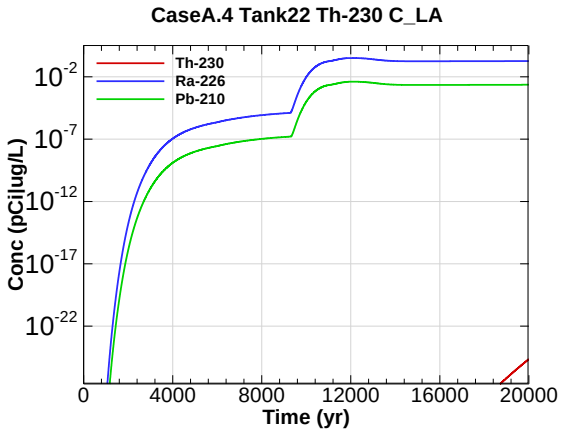

Figure R.16-135 - 100m Aquifer Concentration for CaseA.4 Tank22 Th-230 C_LA

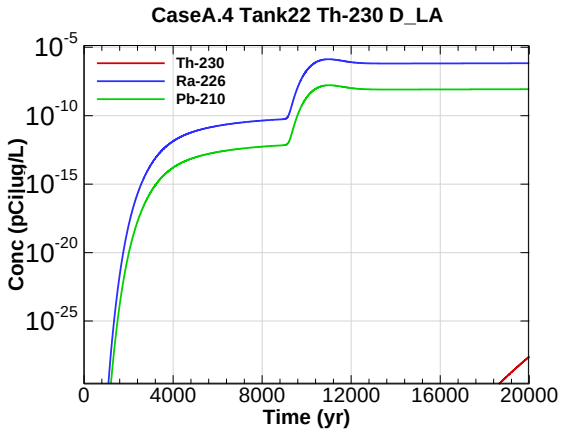

Figure R.16-136 - 100m Aquifer Concentration for CaseA.4 Tank22 Th-230 D_LA

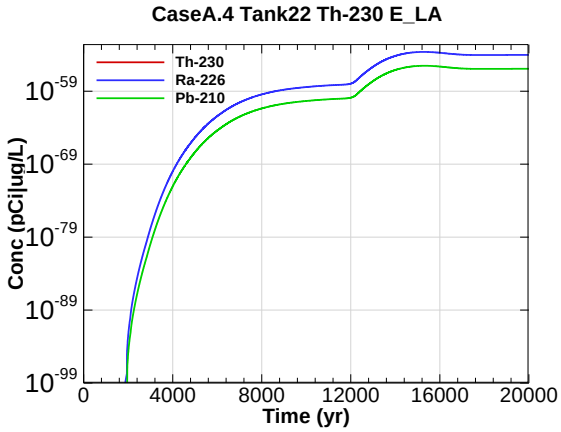

Figure R.16-137 - 100m Aquifer Concentration for CaseA.4 Tank22 Th-230 E_LA

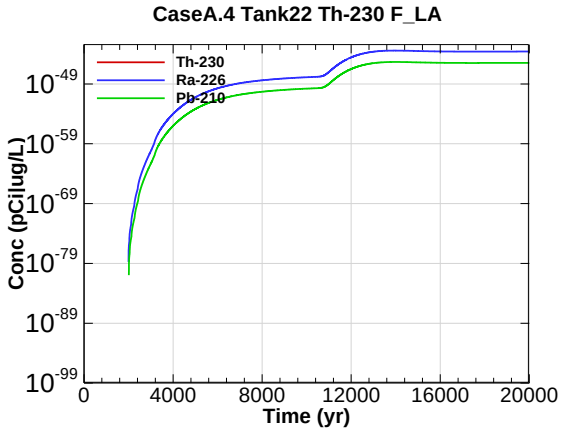

Figure R.16-138 - 100m Aquifer Concentration for CaseA.4 Tank22 Th-230 F_LA

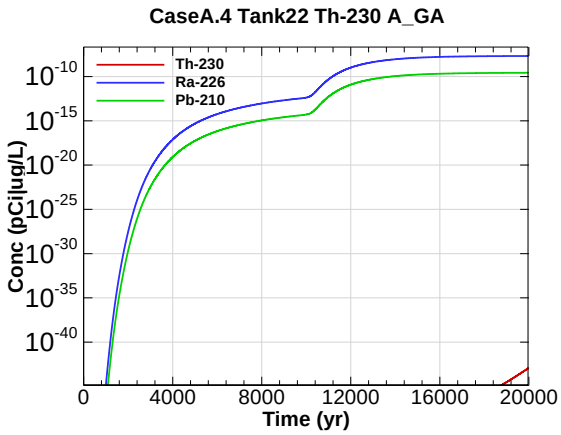

Figure R.16-139 - 100m Aquifer Concentration for CaseA.4 Tank22 Th-230 A_GA

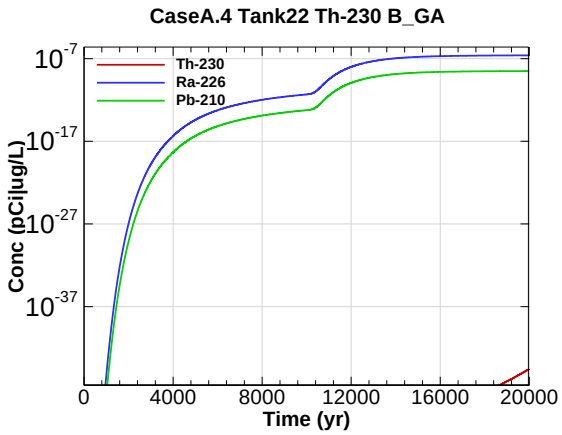

Figure R.16-140 - 100m Aquifer Concentration for CaseA.4 Tank22 Th-230 B_GA

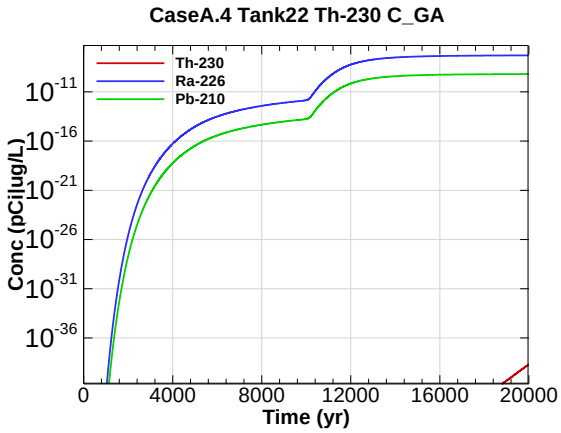

Figure R.16-141 - 100m Aquifer Concentration for CaseA.4 Tank22 Th-230 C_GA

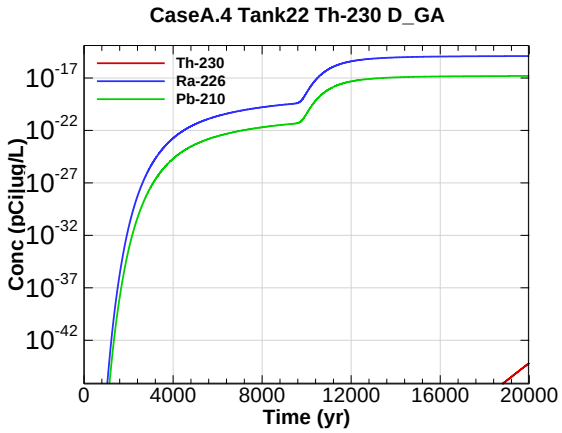

Figure R.16-142 - 100m Aquifer Concentration for CaseA.4 Tank22 Th-230 D_GA

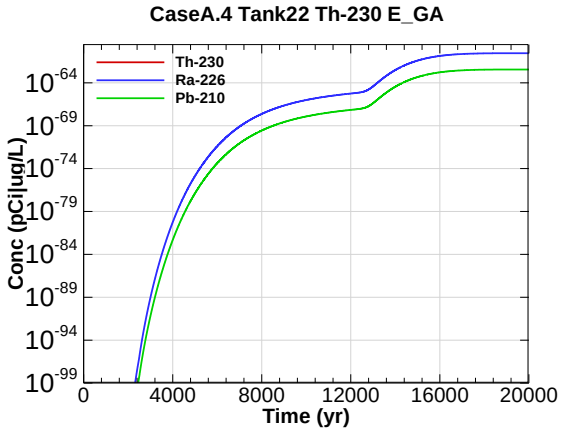

Figure R.16-143 - 100m Aquifer Concentration for CaseA.4 Tank22 Th-230 E_GA

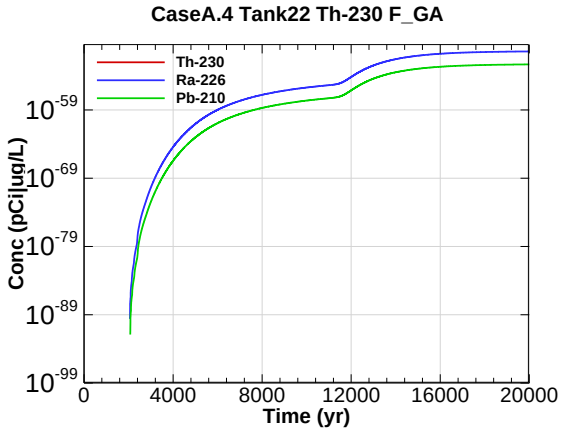

Figure R.16-144 - 100m Aquifer Concentration for CaseA.4 Tank22 Th-230 F_GA

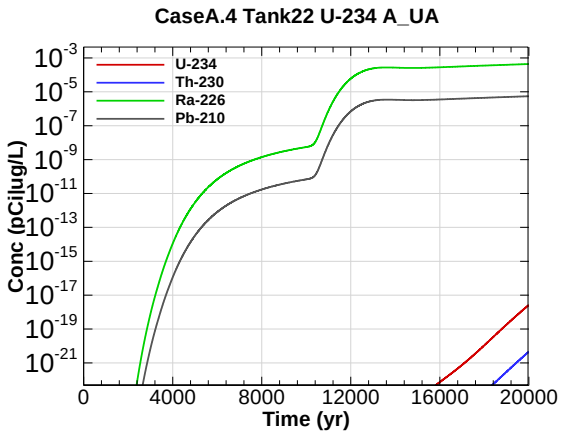

Figure R.16-145 - 100m Aquifer Concentration for CaseA.4 Tank22 U-234 A_UA

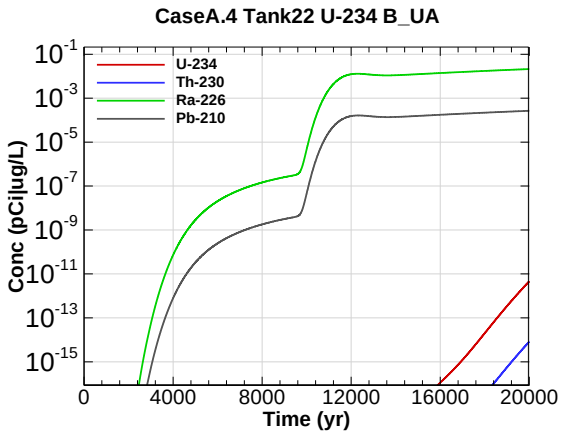

Figure R.16-146 - 100m Aquifer Concentration for CaseA.4 Tank22 U-234 B_UA

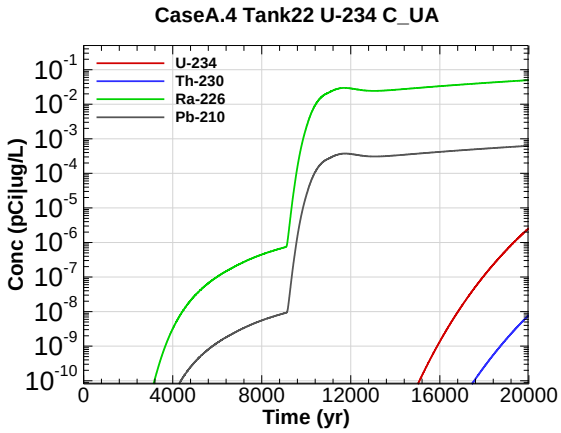

Figure R.16-147 - 100m Aquifer Concentration for CaseA.4 Tank22 U-234 C_UA

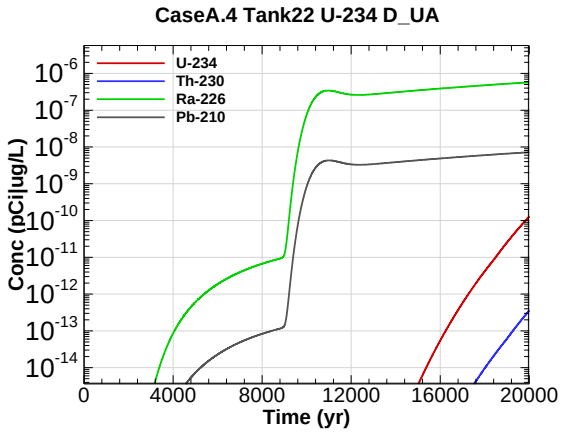

Figure R.16-148 - 100m Aquifer Concentration for CaseA.4 Tank22 U-234 D_UA

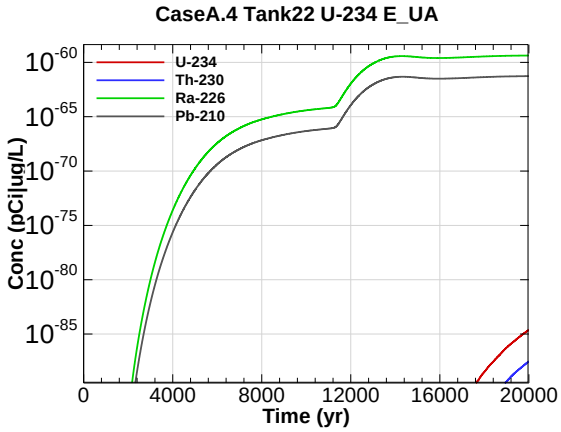

Figure R.16-149 - 100m Aquifer Concentration for CaseA.4 Tank22 U-234 E_UA

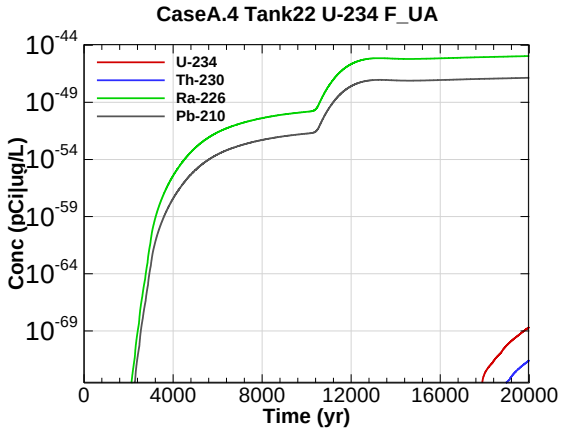

Figure R.16-150 - 100m Aquifer Concentration for CaseA.4 Tank22 U-234 F_UA

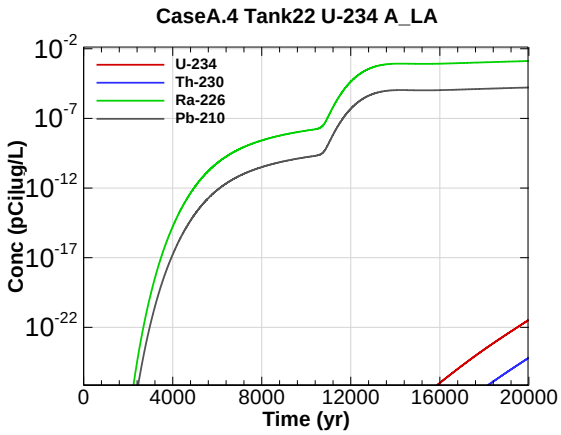

Figure R.16-151 - 100m Aquifer Concentration for CaseA.4 Tank22 U-234 A_LA

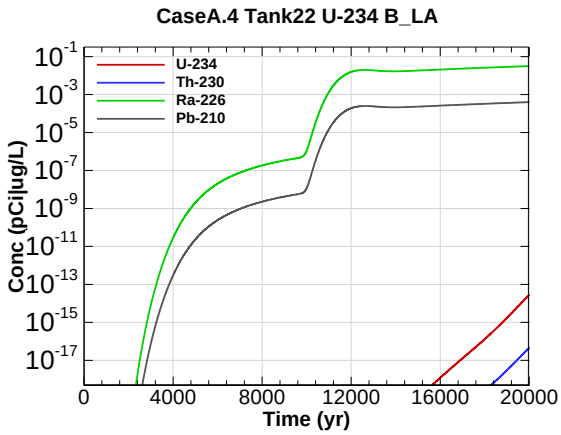

Figure R.16-152 - 100m Aquifer Concentration for CaseA.4 Tank22 U-234 B_LA

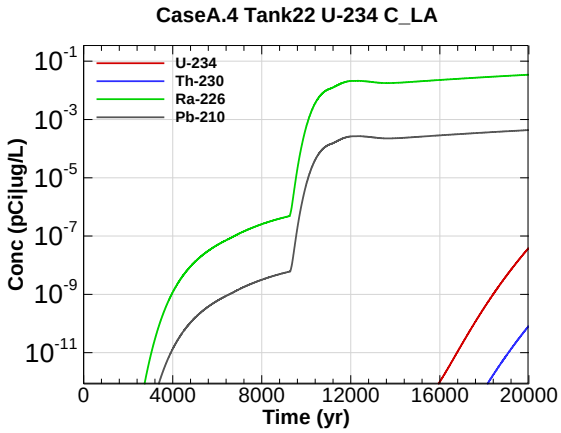

Figure R.16-153 - 100m Aquifer Concentration for CaseA.4 Tank22 U-234 C_LA

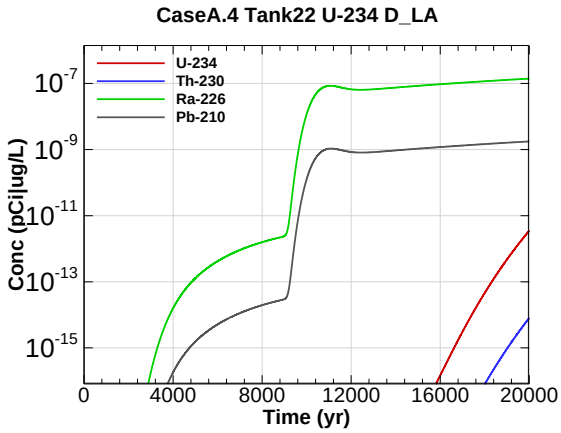

Figure R.16-154 - 100m Aquifer Concentration for CaseA.4 Tank22 U-234 D_LA

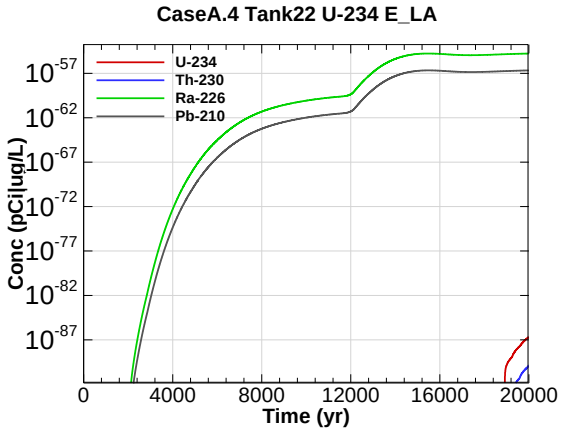

Figure R.16-155 - 100m Aquifer Concentration for CaseA.4 Tank22 U-234 E_LA

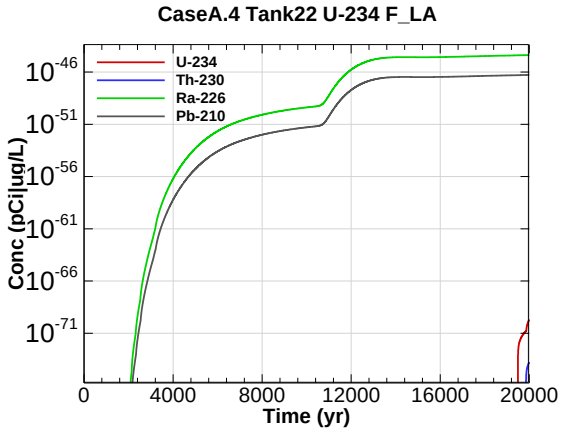

Figure R.16-156 - 100m Aquifer Concentration for CaseA.4 Tank22 U-234 F_LA

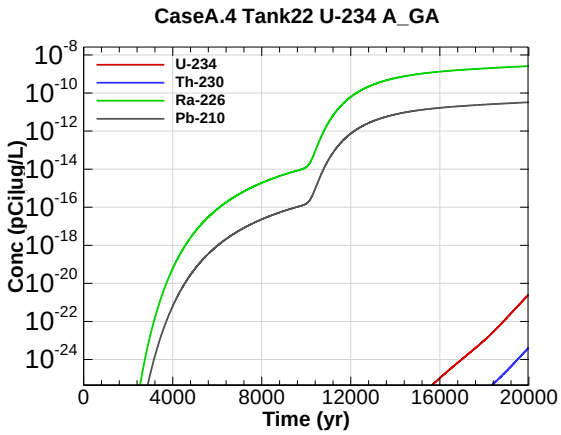

Figure R.16-157 - 100m Aquifer Concentration for CaseA.4 Tank22 U-234 A_GA

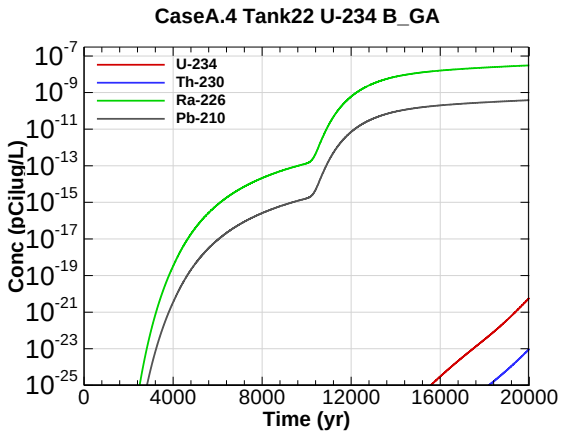

Figure R.16-158 - 100m Aquifer Concentration for CaseA.4 Tank22 U-234 B_GA

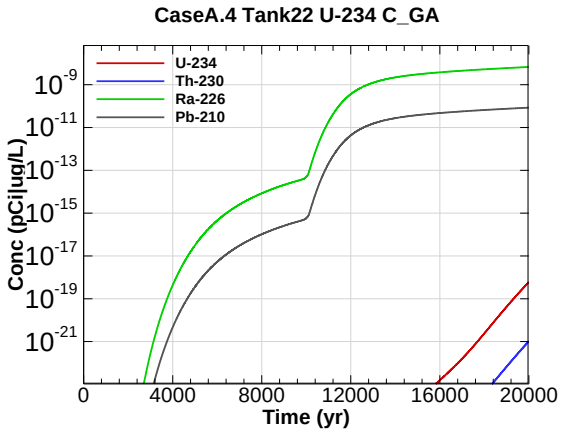

Figure R.16-159 - 100m Aquifer Concentration for CaseA.4 Tank22 U-234 C_GA

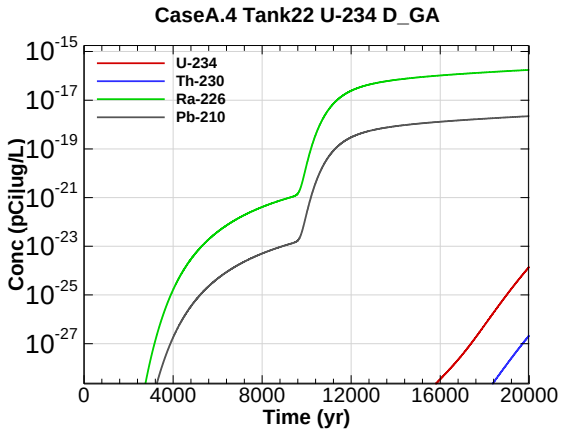

Figure R.16-160 - 100m Aquifer Concentration for CaseA.4 Tank22 U-234 D_GA

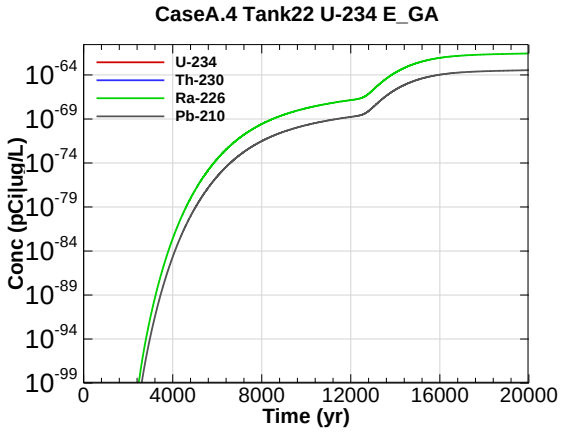

Figure R.16-161 - 100m Aquifer Concentration for CaseA.4 Tank22 U-234 E_GA

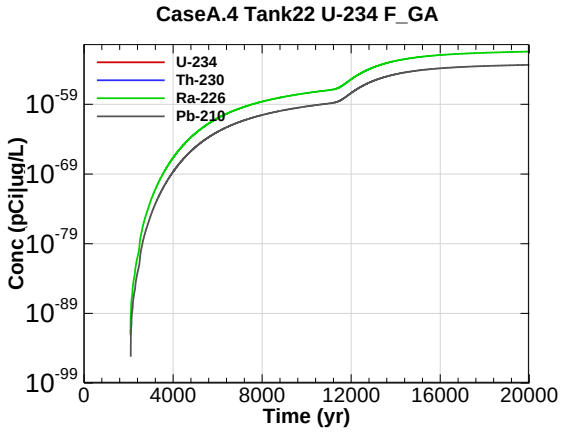

Figure R.16-162 - 100m Aquifer Concentration for CaseA.4 Tank22 U-234 F_GA

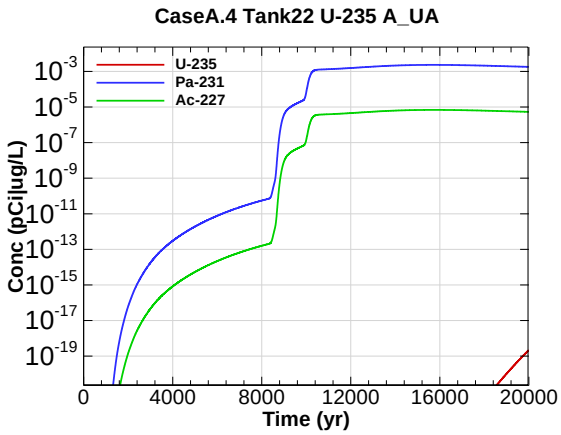

Figure R.16-163 - 100m Aquifer Concentration for CaseA.4 Tank22 U-235 A_UA

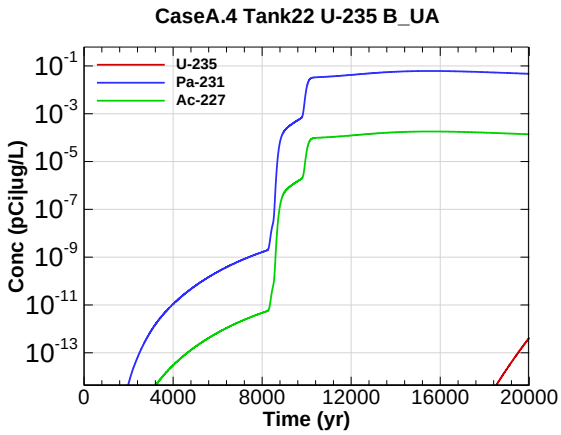

Figure R.16-164 - 100m Aquifer Concentration for CaseA.4 Tank22 U-235 B_UA

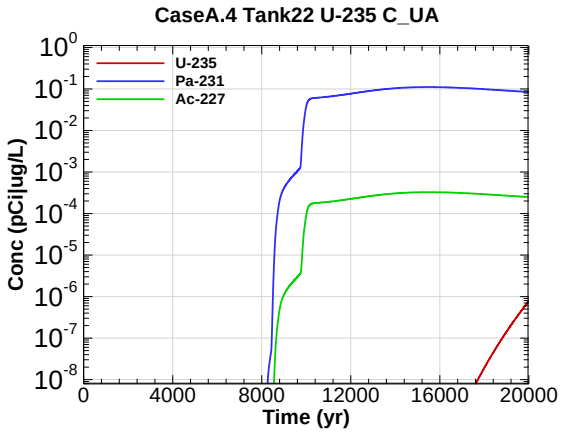

Figure R.16-165 - 100m Aquifer Concentration for CaseA.4 Tank22 U-235 C_UA

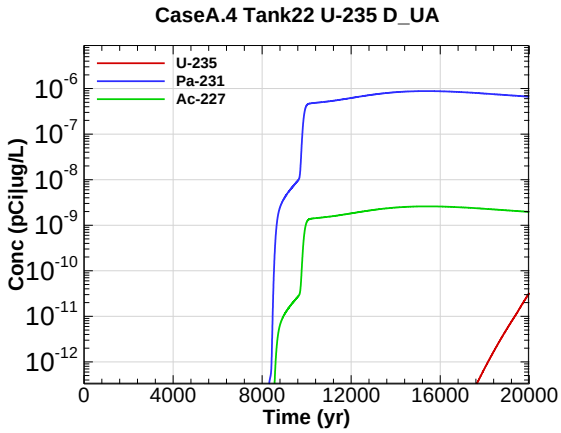

Figure R.16-166 - 100m Aquifer Concentration for CaseA.4 Tank22 U-235 D_UA

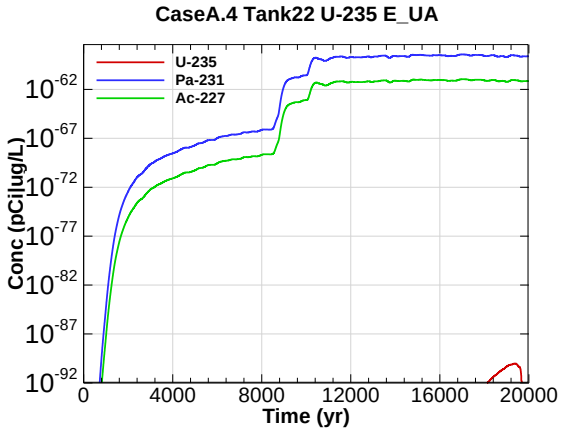

Figure R.16-167 - 100m Aquifer Concentration for CaseA.4 Tank22 U-235 E_UA

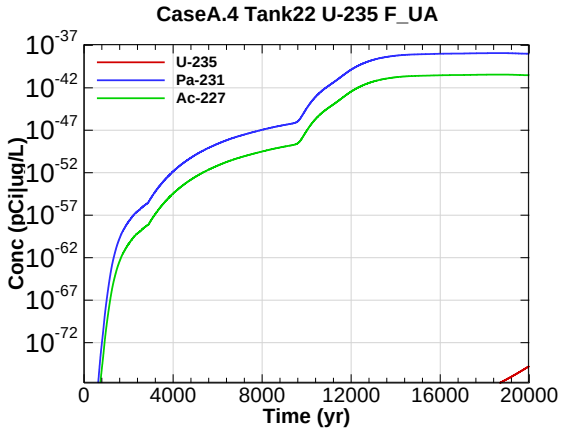

Figure R.16-168 - 100m Aquifer Concentration for CaseA.4 Tank22 U-235 F_UA

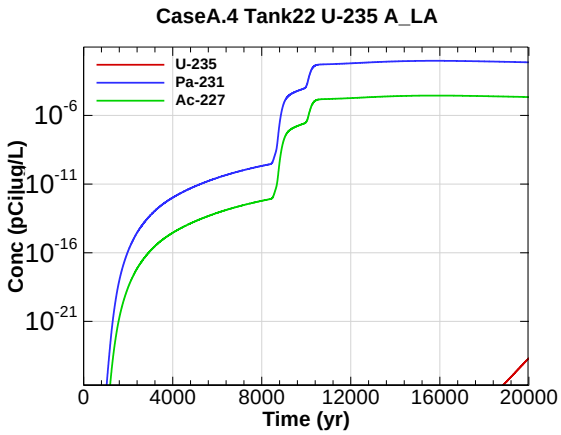

Figure R.16-169 - 100m Aquifer Concentration for CaseA.4 Tank22 U-235 A_LA

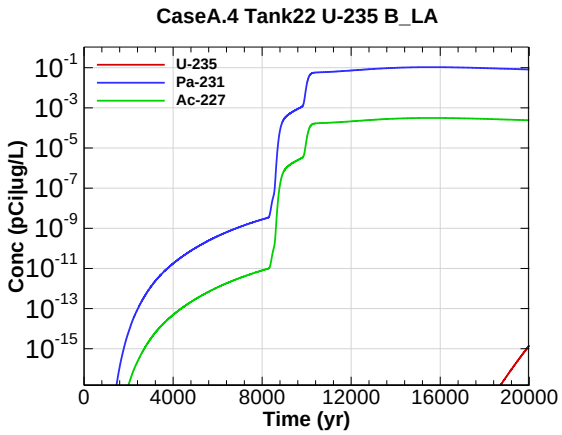

Figure R.16-170 - 100m Aquifer Concentration for CaseA.4 Tank22 U-235 B_LA

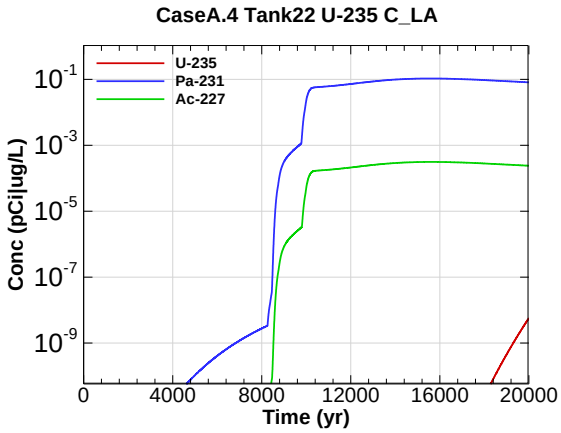

Figure R.16-171 - 100m Aquifer Concentration for CaseA.4 Tank22 U-235 C_LA

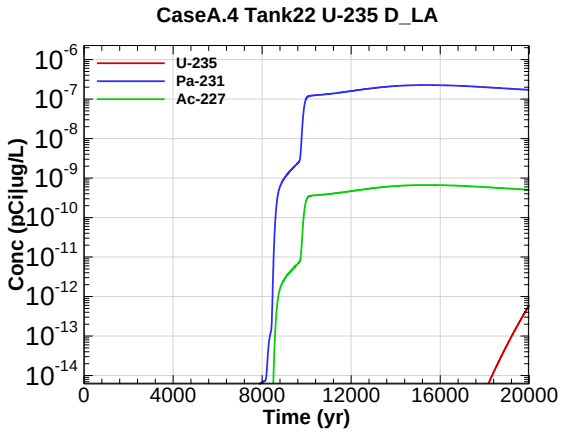

Figure R.16-172 - 100m Aquifer Concentration for CaseA.4 Tank22 U-235 D_LA

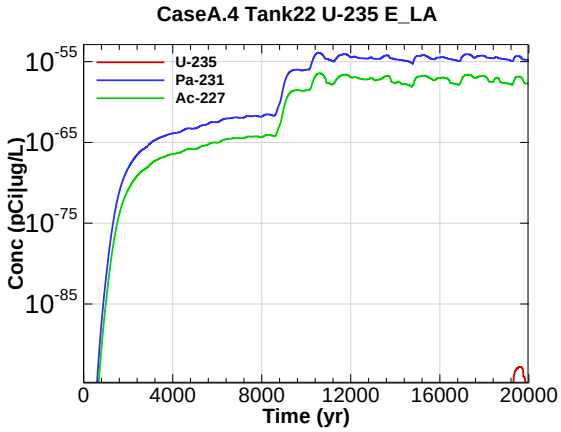

Figure R.16-173 - 100m Aquifer Concentration for CaseA.4 Tank22 U-235 E_LA

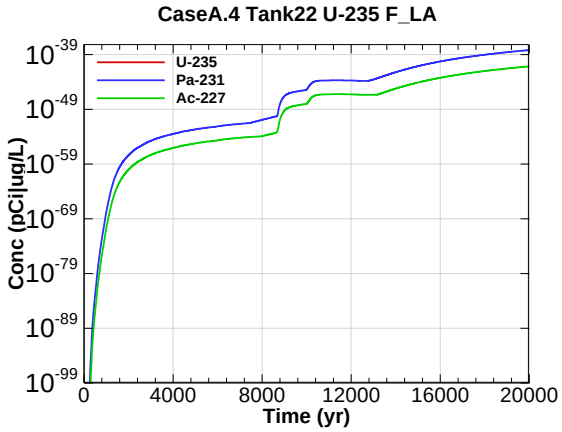

Figure R.16-174 - 100m Aquifer Concentration for CaseA.4 Tank22 U-235 F_LA

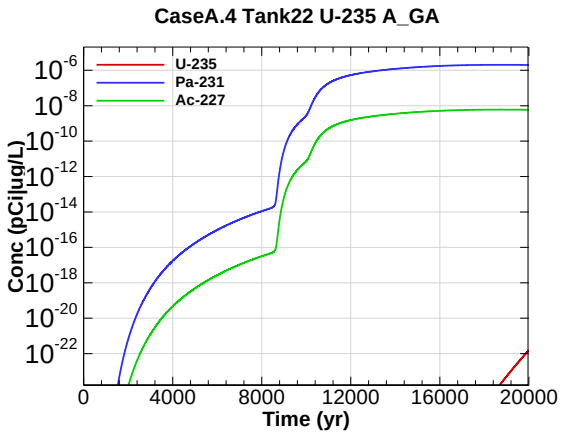

Figure R.16-175 - 100m Aquifer Concentration for CaseA.4 Tank22 U-235 A_GA

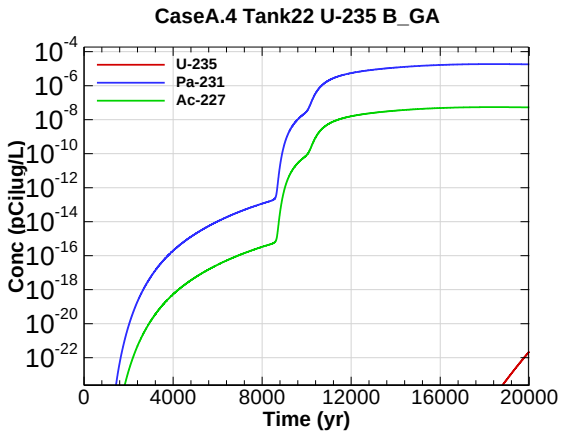

Figure R.16-176 - 100m Aquifer Concentration for CaseA.4 Tank22 U-235 B_GA

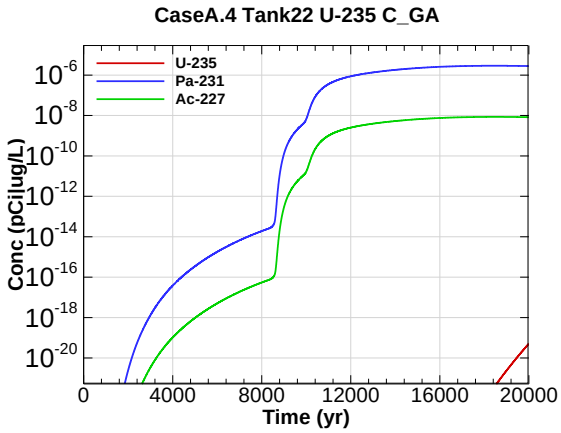

Figure R.16-177 - 100m Aquifer Concentration for CaseA.4 Tank22 U-235 C_GA

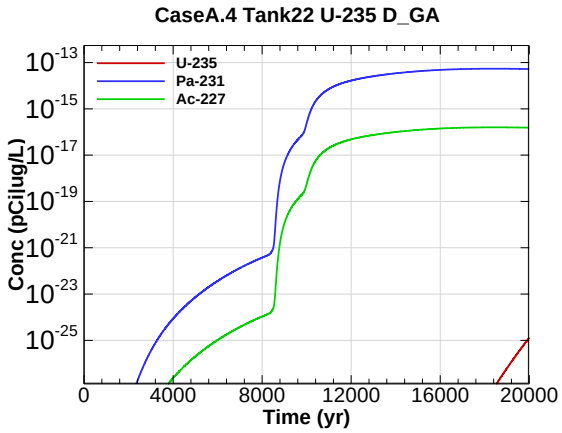

Figure R.16-178 - 100m Aquifer Concentration for CaseA.4 Tank22 U-235 D_GA

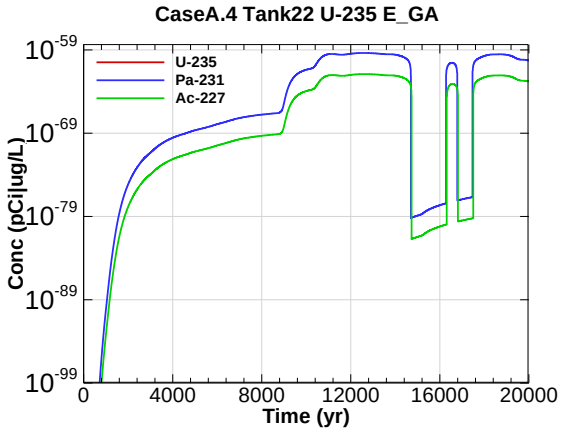

Figure R.16-179 - 100m Aquifer Concentration for CaseA.4 Tank22 U-235 E_GA

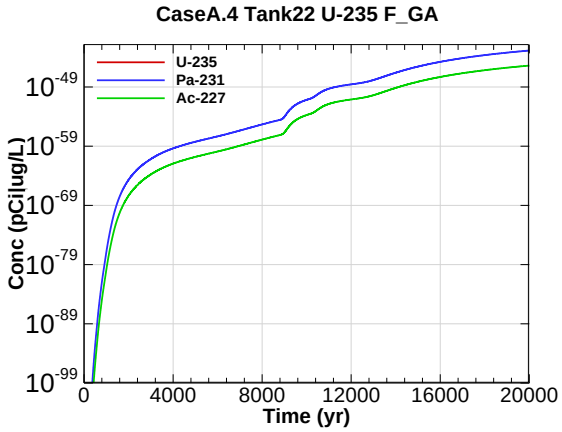

Figure R.16-180 - 100m Aquifer Concentration for CaseA.4 Tank22 U-235 F_GA

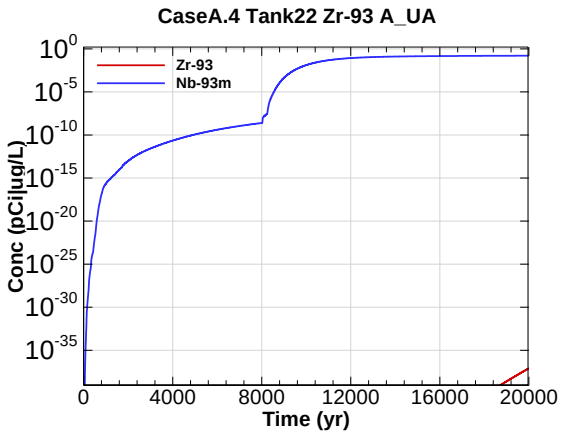

Figure R.16-181 - 100m Aquifer Concentration for CaseA.4 Tank22 Zr-93 A_UA

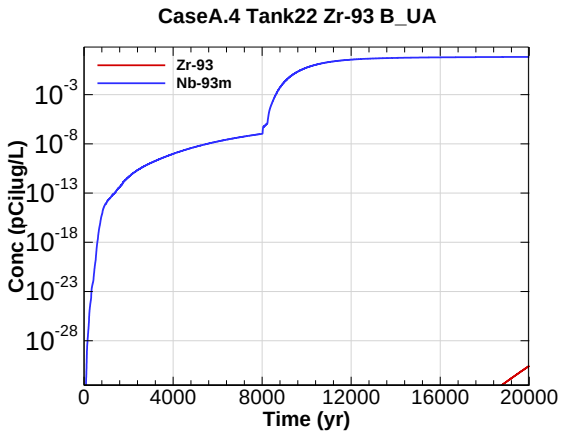

Figure R.16-182 - 100m Aquifer Concentration for CaseA.4 Tank22 Zr-93 B_UA

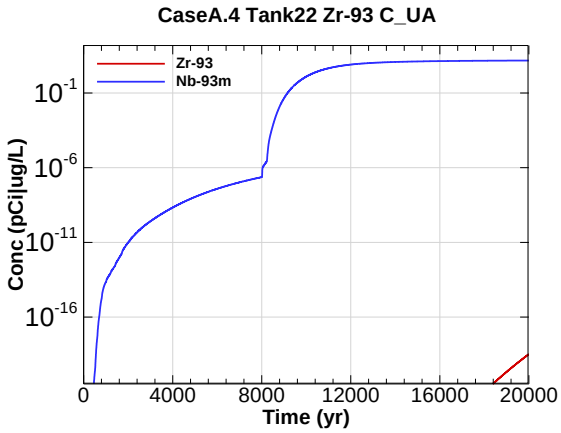

Figure R.16-183 - 100m Aquifer Concentration for CaseA.4 Tank22 Zr-93 C_UA

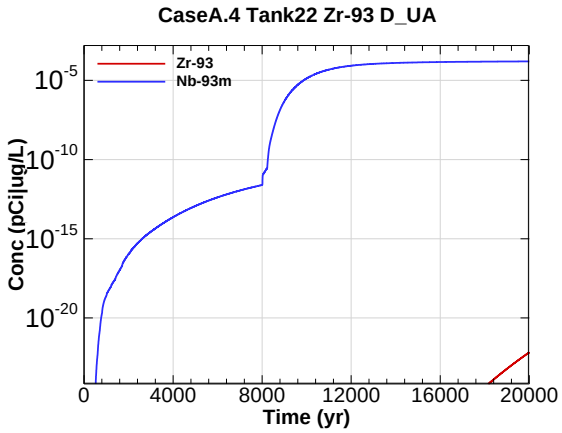

Figure R.16-184 - 100m Aquifer Concentration for CaseA.4 Tank22 Zr-93 D_UA

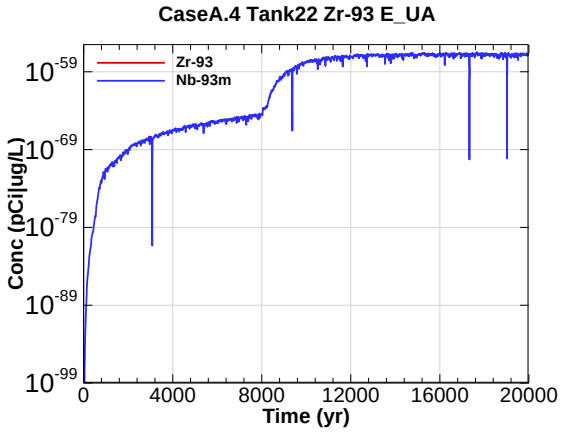

Figure R.16-185 - 100m Aquifer Concentration for CaseA.4 Tank22 Zr-93 E_UA

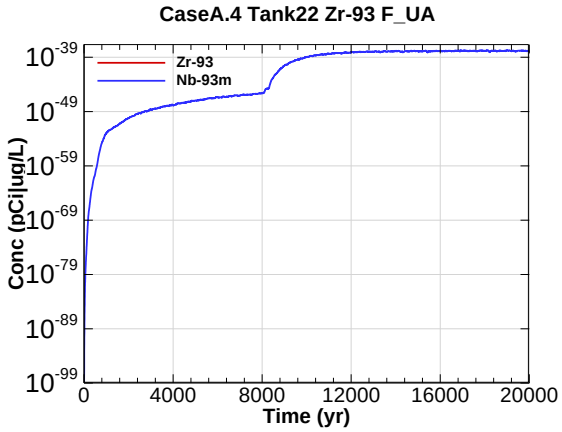

Figure R.16-186 - 100m Aquifer Concentration for CaseA.4 Tank22 Zr-93 F_UA

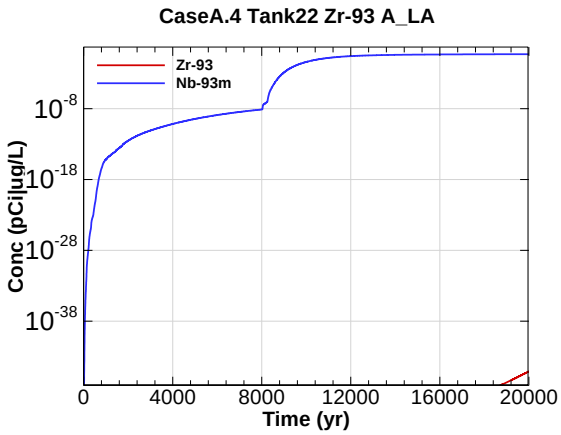

Figure R.16-187 - 100m Aquifer Concentration for CaseA.4 Tank22 Zr-93 A_LA

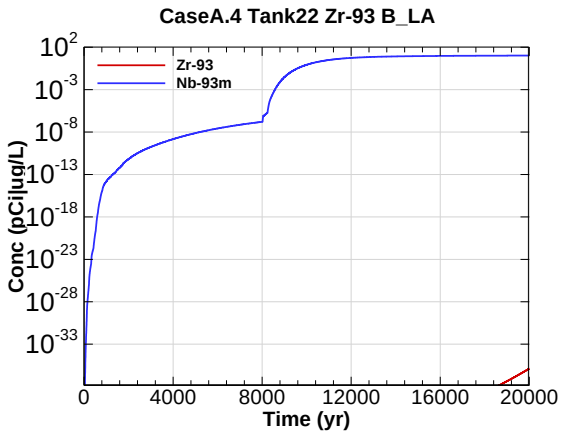

Figure R.16-188 - 100m Aquifer Concentration for CaseA.4 Tank22 Zr-93 B_LA

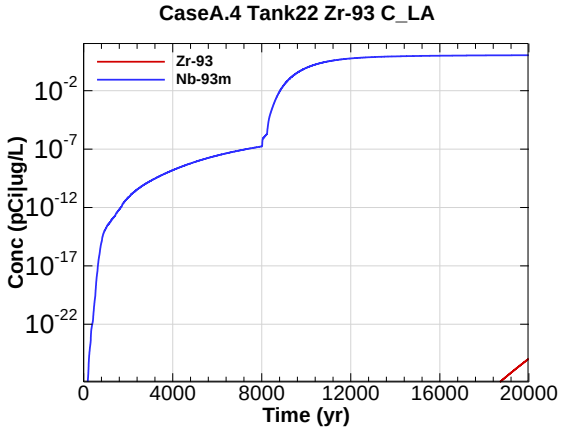

Figure R.16-189 - 100m Aquifer Concentration for CaseA.4 Tank22 Zr-93 C_LA

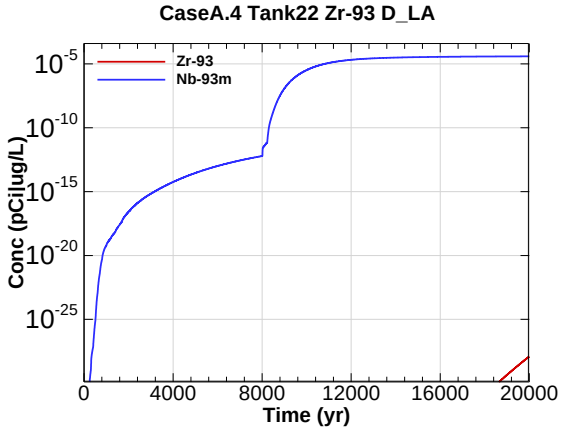

Figure R.16-190 - 100m Aquifer Concentration for CaseA.4 Tank22 Zr-93 D_LA

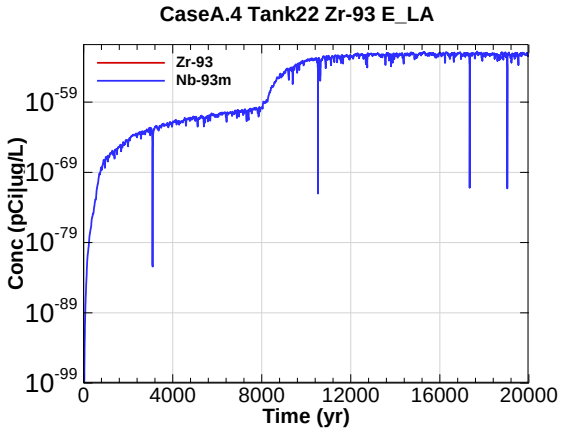

Figure R.16-191 - 100m Aquifer Concentration for CaseA.4 Tank22 Zr-93 E_LA

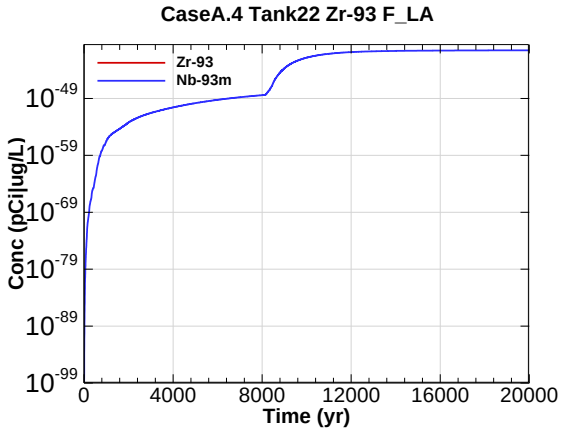

Figure R.16-192 - 100m Aquifer Concentration for CaseA.4 Tank22 Zr-93 F_LA

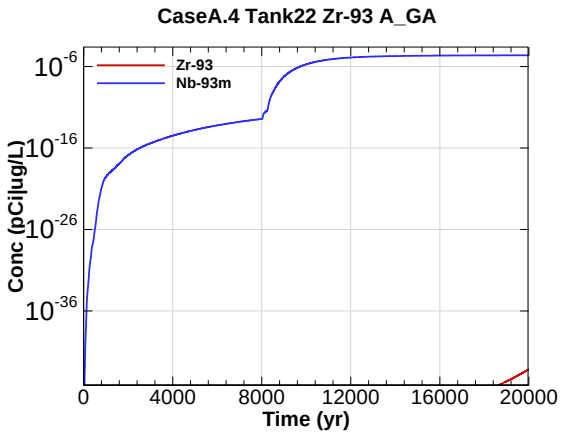

Figure R.16-193 - 100m Aquifer Concentration for CaseA.4 Tank22 Zr-93 A_GA

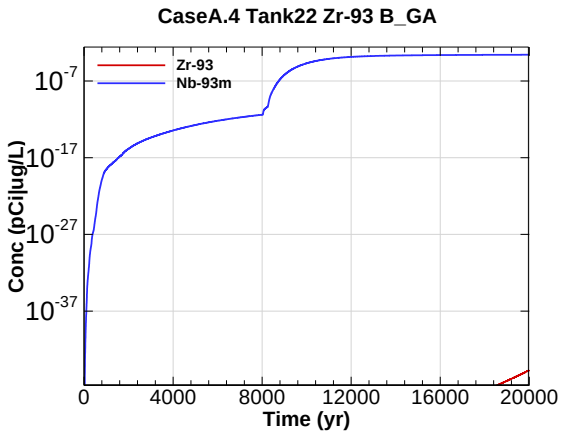

Figure R.16-194 - 100m Aquifer Concentration for CaseA.4 Tank22 Zr-93 B_GA

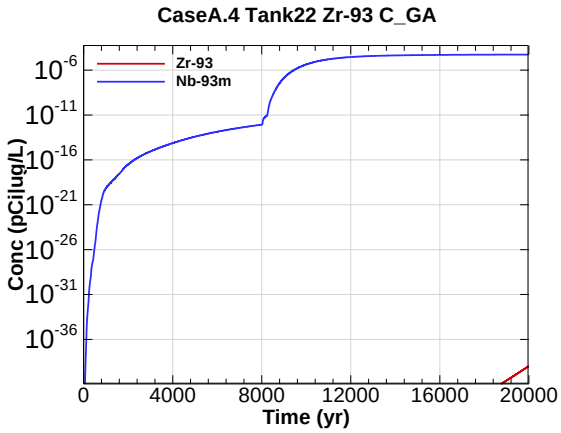

Figure R.16-195 - 100m Aquifer Concentration for CaseA.4 Tank22 Zr-93 C_GA

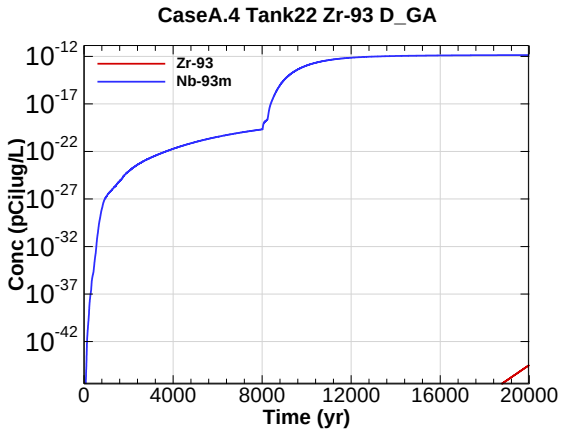

Figure R.16-196 - 100m Aquifer Concentration for CaseA.4 Tank22 Zr-93 D_GA

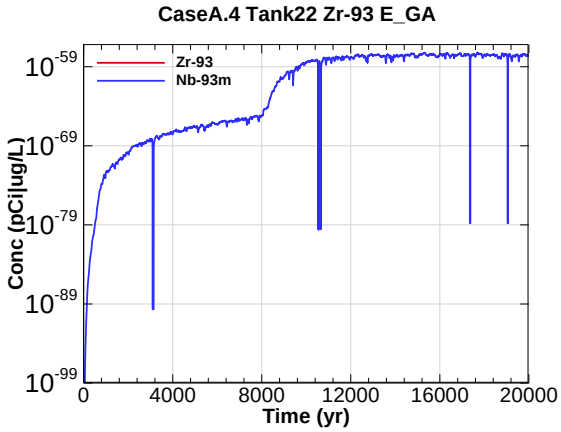

Figure R.16-197 - 100m Aquifer Concentration for CaseA.4 Tank22 Zr-93 E_GA

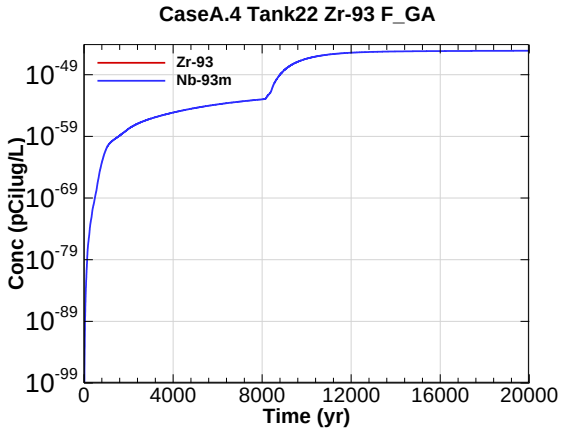

Figure R.16-198 - 100m Aquifer Concentration for CaseA.4 Tank22 Zr-93 F_GA

Appendix S.1

100-METER SENSISTIVITY RUN RADIONUCLIDE CONCENTRATIONS FOR CASE C LINER FAILURE VARIABILITY

TYPE I, ZERO LINER FAILURE TIME, CASE C

Appendix S.1 contains curves showing the 100-meter radiological concentrations (sensitivity run radionuclides only) for liner failure variability for Type I tanks (Tank 11) with zero liner failure time for all of HTF (waste tank and ancillary equipment inventories) for Case C. Results for 20,000-year concentrations are presented from the three aquifers of concern (Upper Three Runs Aquifer - Upper Zone, Upper Three Runs Aquifer - Lower Zone, and Gordon Aquifer) for Sectors A through F.

Graph heading example "CaseC.1_Tank 11 All Am-241 A_UA"

Key

CaseC.1 = scenario case/configuration
Tank 11 = period is over 20,000 years
All = all HTF inventory sources
Am-241 = radionuclide of concern
A = sector of concern (see sector map with stream traces)
UA = aquifer of concern
UA = Upper Three Runs Aquifer – Upper Zone
LA = Upper Three Runs Aquifer – Lower Zone
GA = Gordon Aquifer

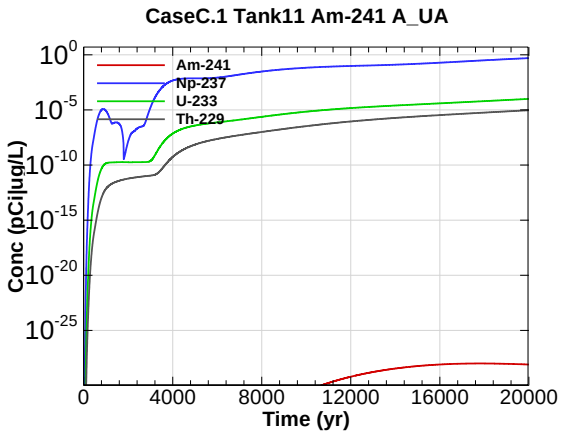

Figure S.1-1 - 100m Aquifer Concentration for CaseC.1 Tank11 Am-241 A_UA

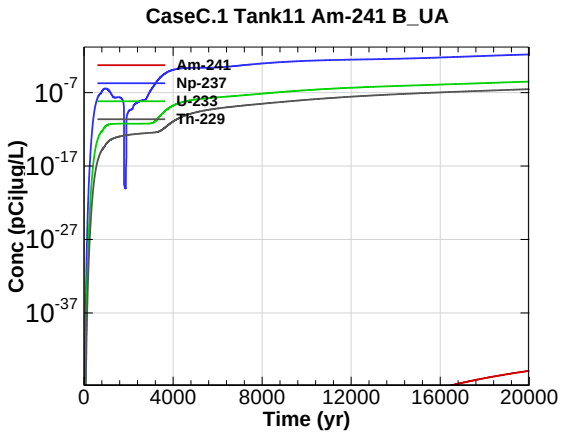

Figure S.1-2 - 100m Aquifer Concentration for CaseC.1 Tank11 Am-241 B_UA

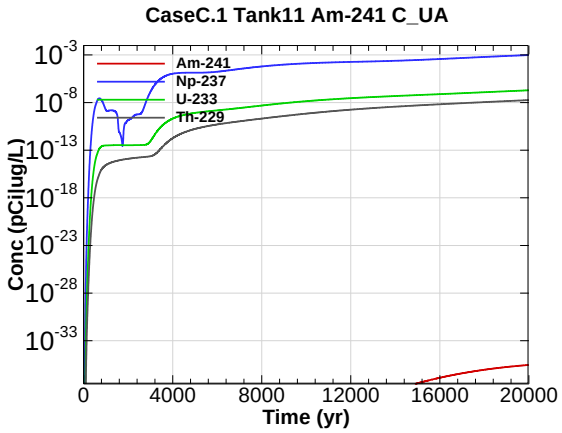

Figure S.1-3 - 100m Aquifer Concentration for CaseC.1 Tank11 Am-241 C_UA

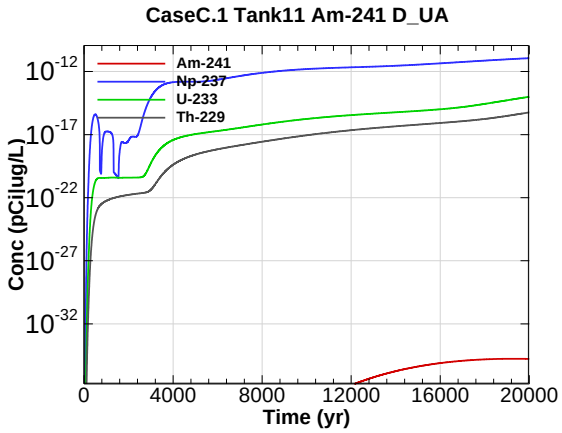

Figure S.1-4 - 100m Aquifer Concentration for CaseC.1 Tank11 Am-241 D_UA

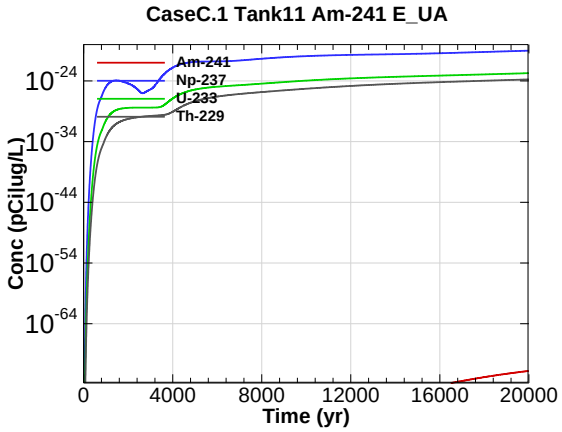

Figure S.1-5 - 100m Aquifer Concentration for CaseC.1 Tank11 Am-241 E_UA

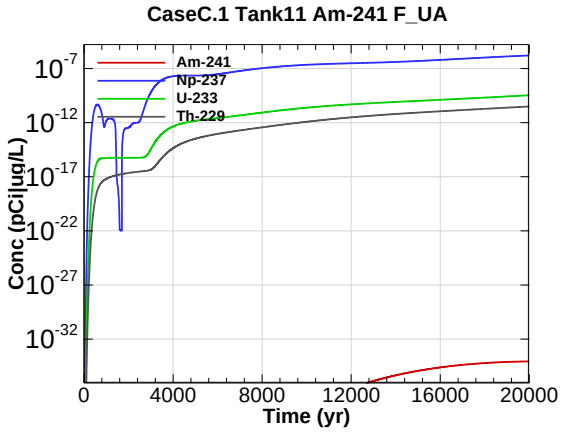

Figure S.1-6 - 100m Aquifer Concentration for CaseC.1 Tank11 Am-241 F_UA

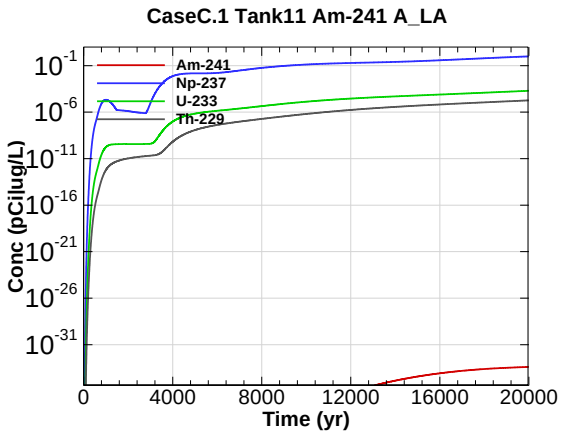

Figure S.1-7 - 100m Aquifer Concentration for CaseC.1 Tank11 Am-241 A_LA

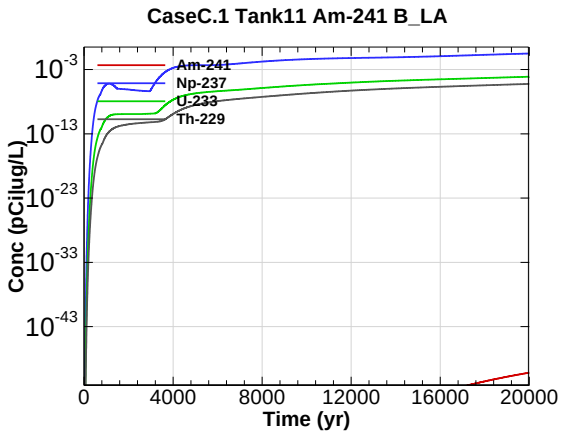

Figure S.1-8 - 100m Aquifer Concentration for CaseC.1 Tank11 Am-241 B_LA

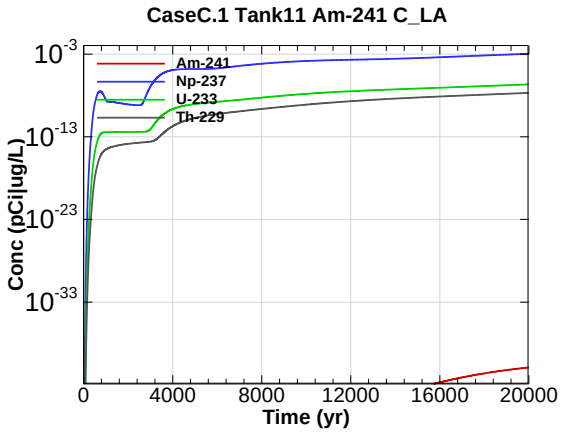

Figure S.1-9 - 100m Aquifer Concentration for CaseC.1 Tank11 Am-241 C_LA

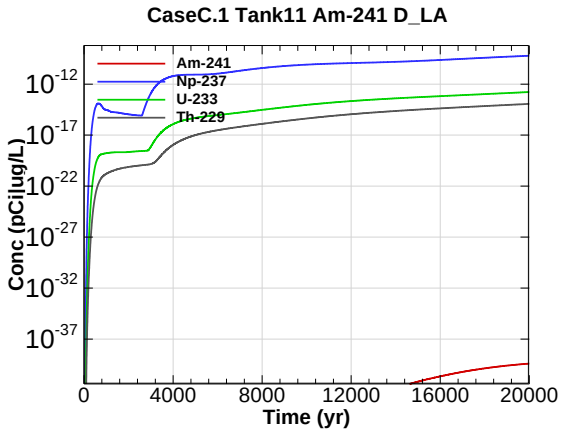

Figure S.1-10 - 100m Aquifer Concentration for CaseC.1 Tank11 Am-241 D_LA

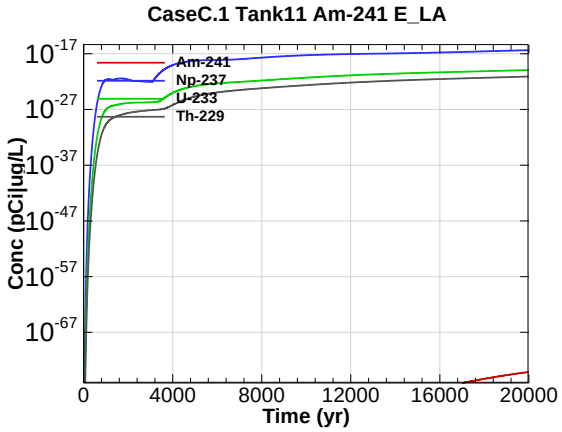

Figure S.1-11 - 100m Aquifer Concentration for CaseC.1 Tank11 Am-241 E_LA

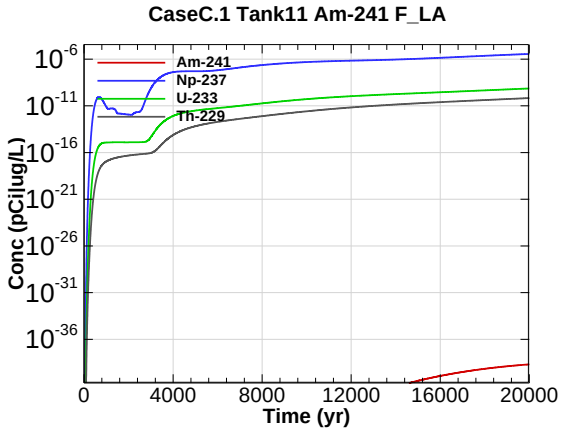

Figure S.1-12 - 100m Aquifer Concentration for CaseC.1 Tank11 Am-241 F_LA

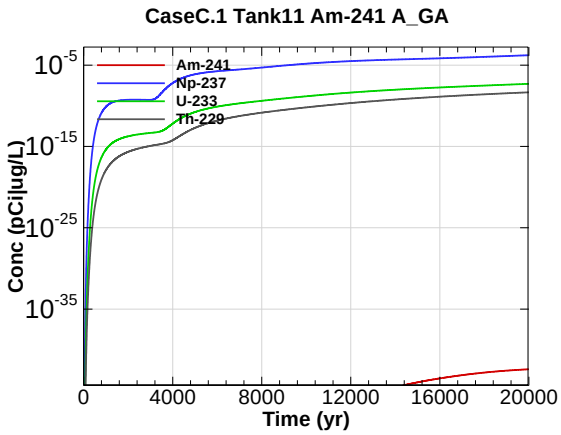

Figure S.1-13 - 100m Aquifer Concentration for CaseC.1 Tank11 Am-241 A_GA

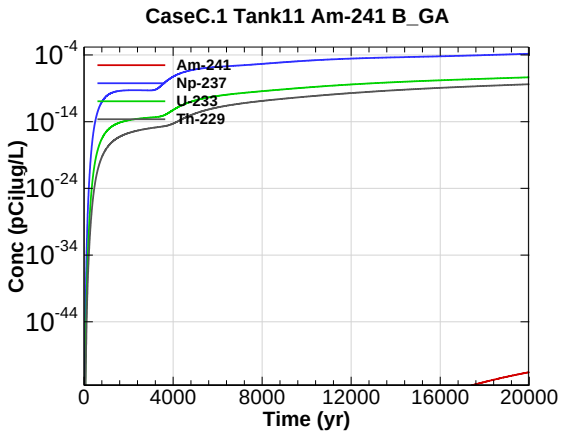

Figure S.1-14 - 100m Aquifer Concentration for CaseC.1 Tank11 Am-241 B_GA

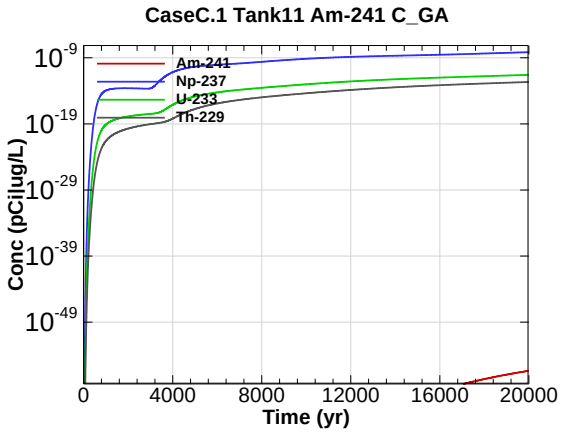

Figure S.1-15 - 100m Aquifer Concentration for CaseC.1 Tank11 Am-241 C_GA

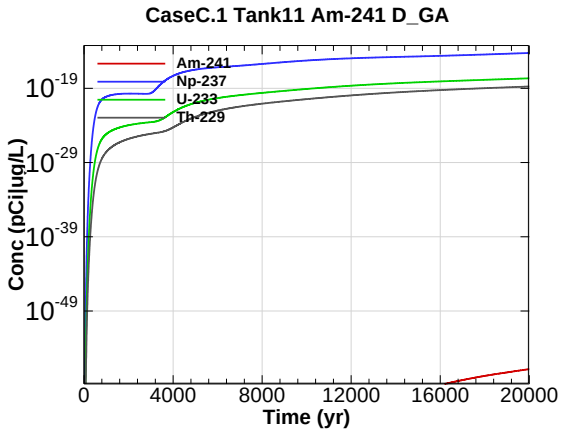

Figure S.1-16 - 100m Aquifer Concentration for CaseC.1 Tank11 Am-241 D_GA

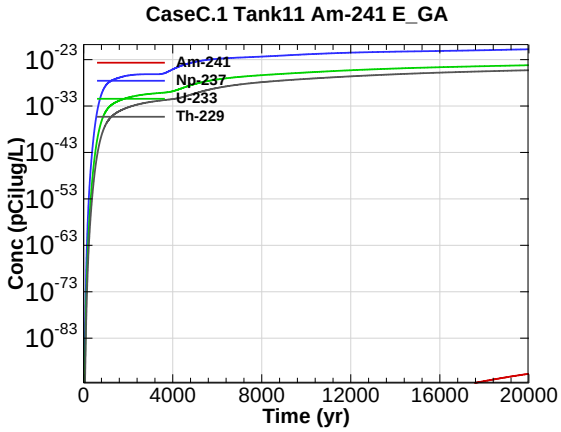

Figure S.1-17 - 100m Aquifer Concentration for CaseC.1 Tank11 Am-241 E_GA

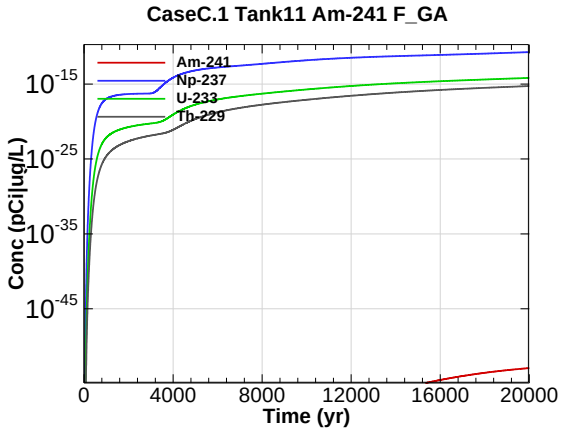

Figure S.1-18 - 100m Aquifer Concentration for CaseC.1 Tank11 Am-241 F_GA

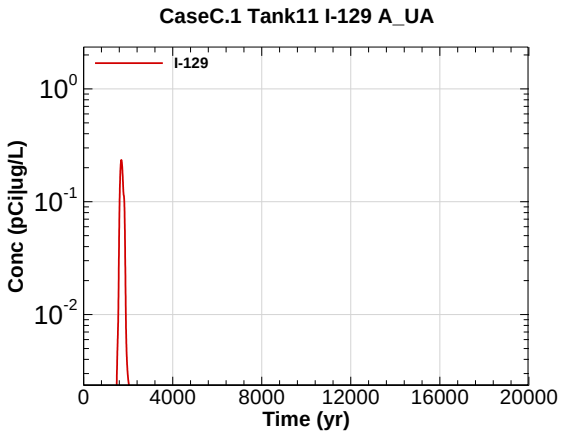

Figure S.1-19 - 100m Aquifer Concentration for CaseC.1 Tank11 I-129 A_UA

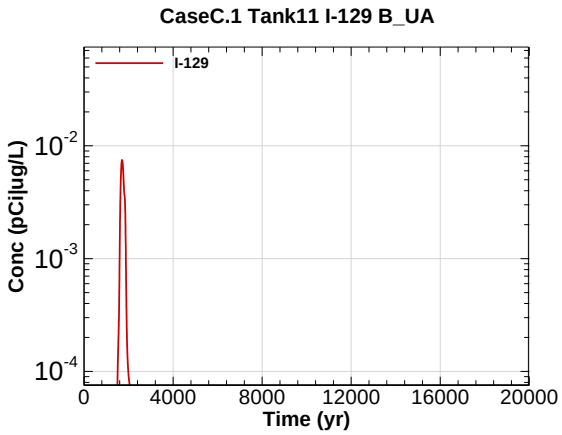

Figure S.1-20 - 100m Aquifer Concentration for CaseC.1 Tank11 I-129 B_UA

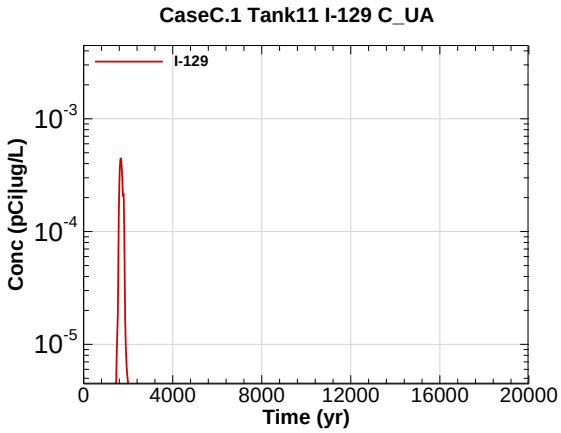

Figure S.1-21 - 100m Aquifer Concentration for CaseC.1 Tank11 I-129 C_UA

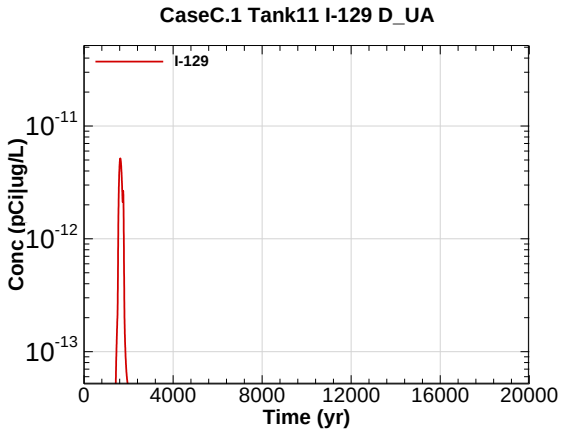

Figure S.1-22 - 100m Aquifer Concentration for CaseC.1 Tank11 I-129 D_UA

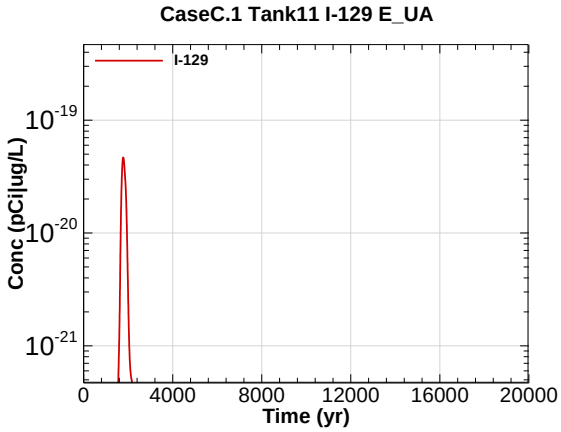

Figure S.1-23 - 100m Aquifer Concentration for CaseC.1 Tank11 I-129 E_UA

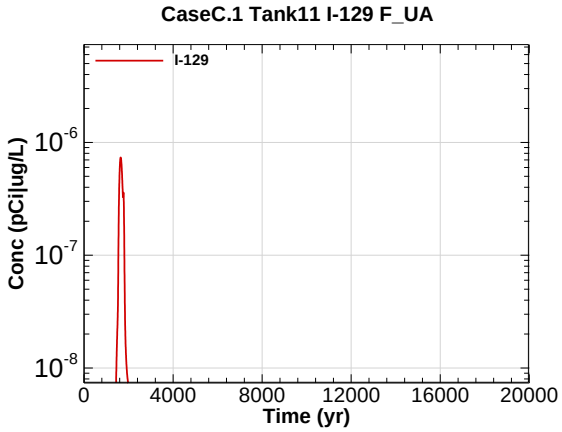

Figure S.1-24 - 100m Aquifer Concentration for CaseC.1 Tank11 I-129 F_UA

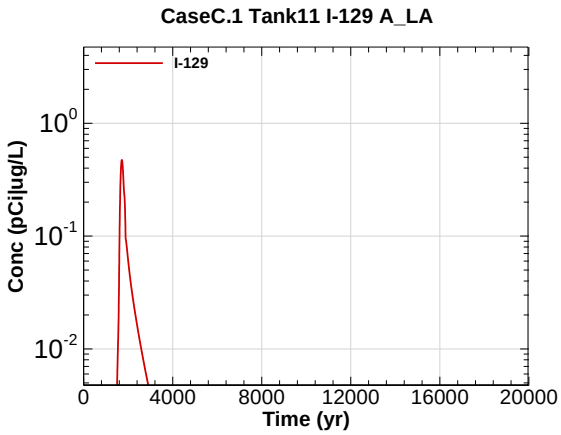

Figure S.1-25 - 100m Aquifer Concentration for CaseC.1 Tank11 I-129 A_LA

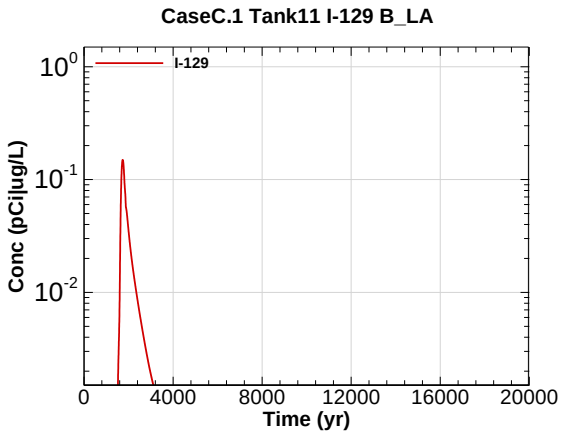

Figure S.1-26 - 100m Aquifer Concentration for CaseC.1 Tank11 I-129 B_LA

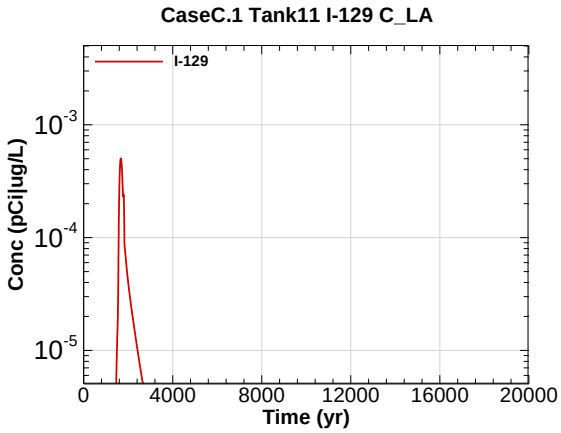

Figure S.1-27 - 100m Aquifer Concentration for CaseC.1 Tank11 I-129 C_LA

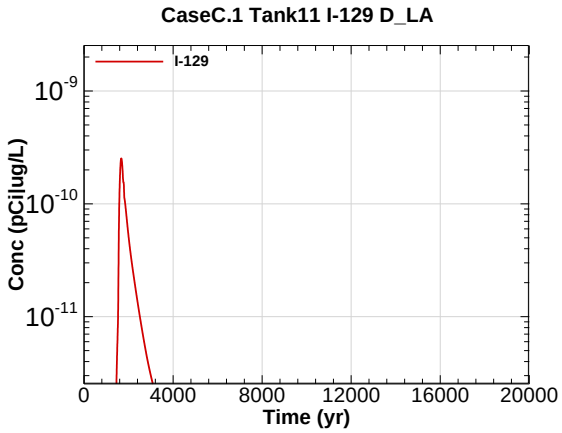

Figure S.1-28 - 100m Aquifer Concentration for CaseC.1 Tank11 I-129 D_LA

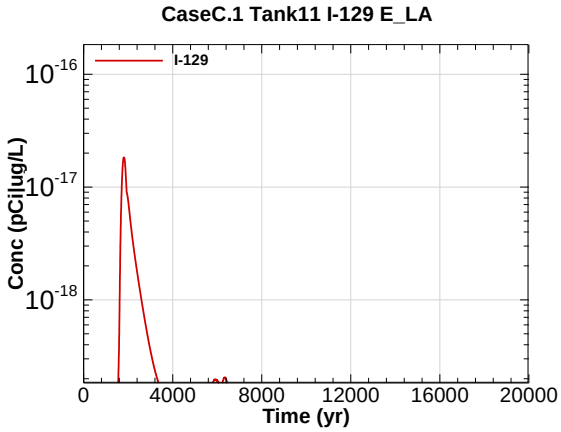

Figure S.1-29 - 100m Aquifer Concentration for CaseC.1 Tank11 I-129 E_LA

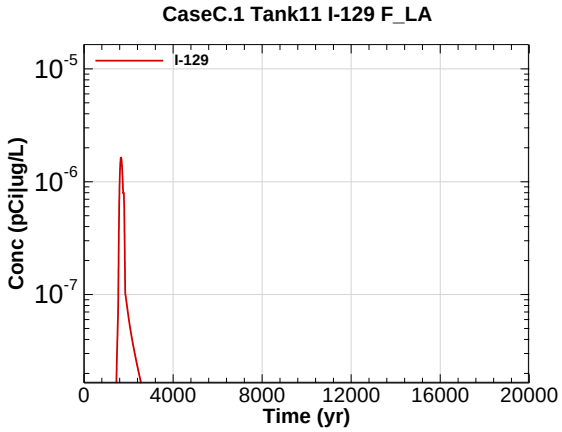

Figure S.1-30 - 100m Aquifer Concentration for CaseC.1 Tank11 I-129 F_LA

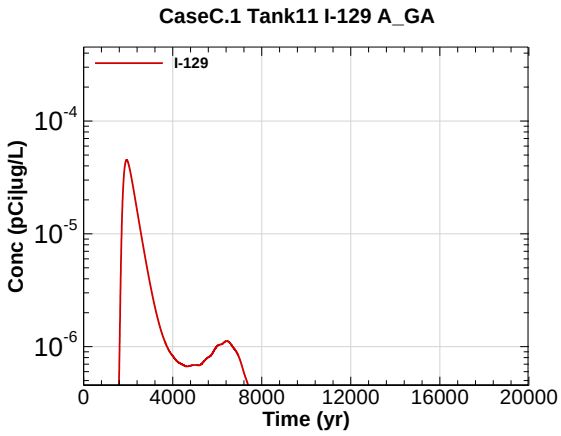

Figure S.1-31 - 100m Aquifer Concentration for CaseC.1 Tank11 I-129 A_GA

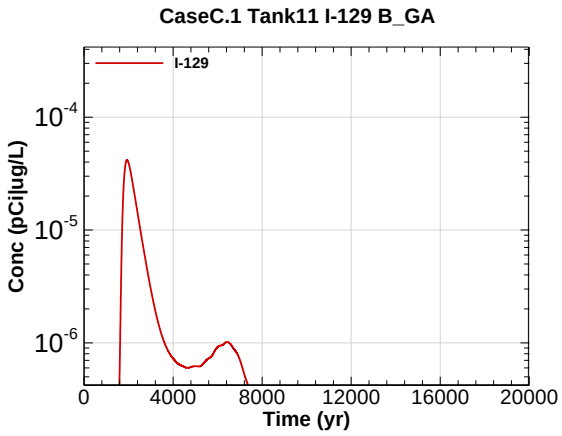

Figure S.1-32 - 100m Aquifer Concentration for CaseC.1 Tank11 I-129 B_GA

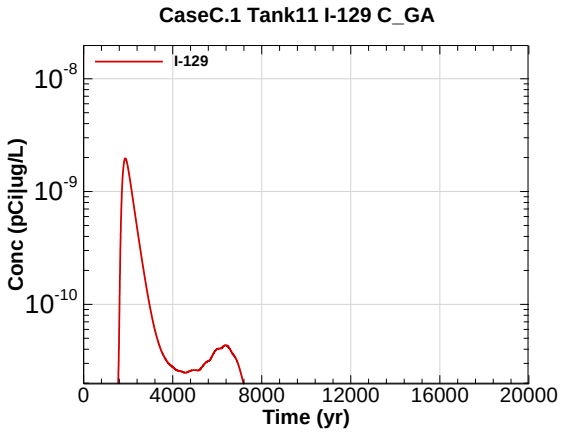

Figure S.1-33 - 100m Aquifer Concentration for CaseC.1 Tank11 I-129 C_GA

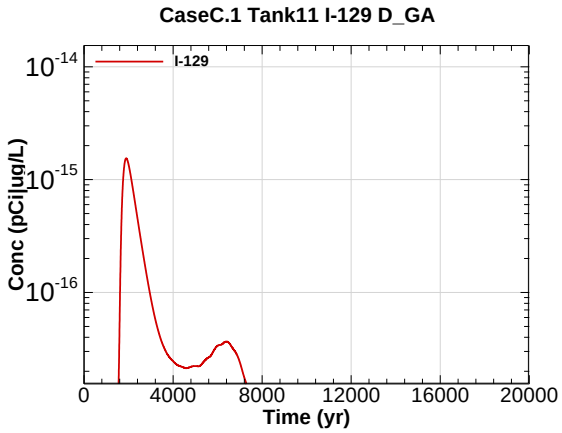

Figure S.1-34 - 100m Aquifer Concentration for CaseC.1 Tank11 I-129 D_GA

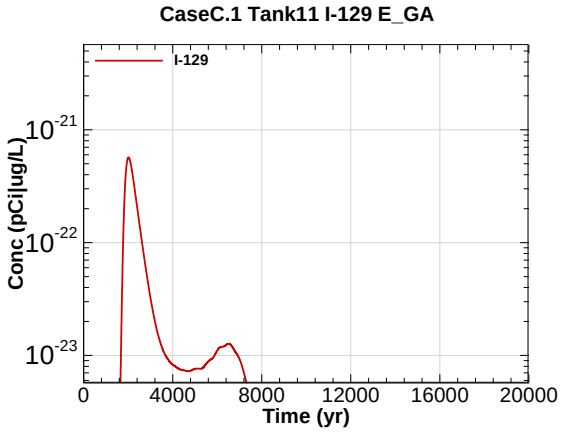

Figure S.1-35 - 100m Aquifer Concentration for CaseC.1 Tank11 I-129 E_GA

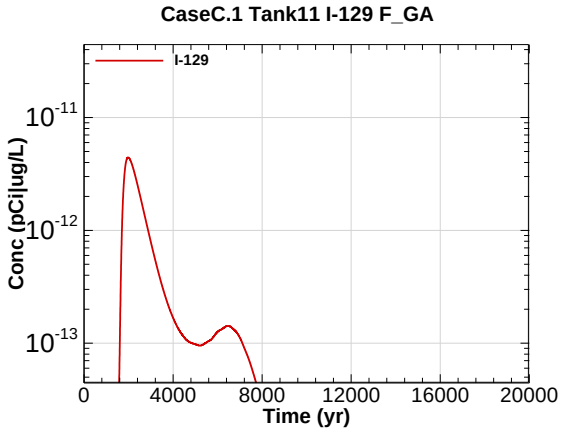

Figure S.1-36 - 100m Aquifer Concentration for CaseC.1 Tank11 I-129 F_GA

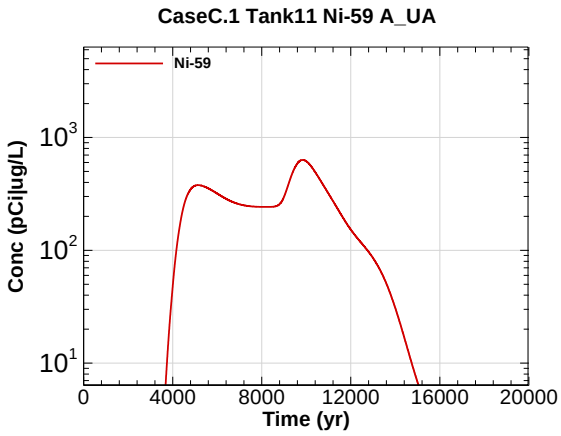

Figure S.1-37 - 100m Aquifer Concentration for CaseC.1 Tank11 Ni-59 A_UA

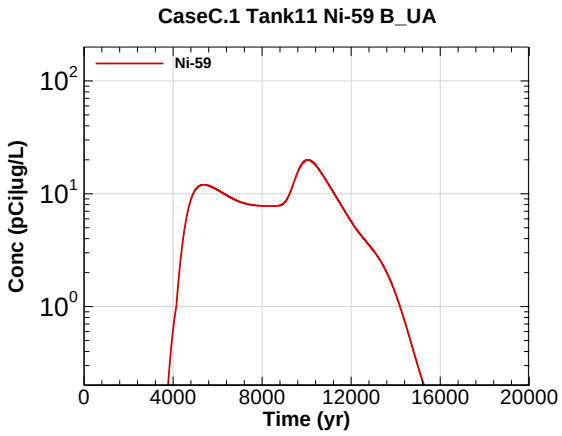

Figure S.1-38 - 100m Aquifer Concentration for CaseC.1 Tank11 Ni-59 B_UA

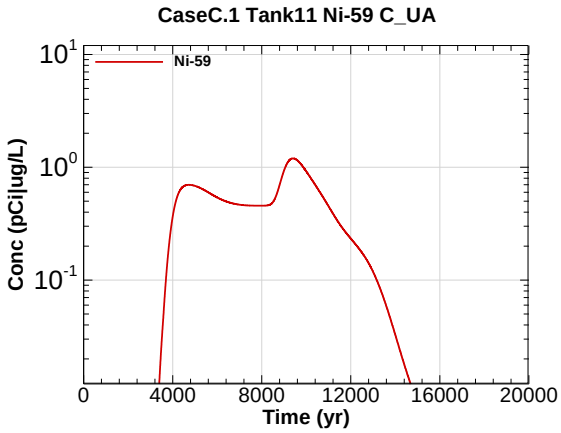

Figure S.1-39 - 100m Aquifer Concentration for CaseC.1 Tank11 Ni-59 C_UA

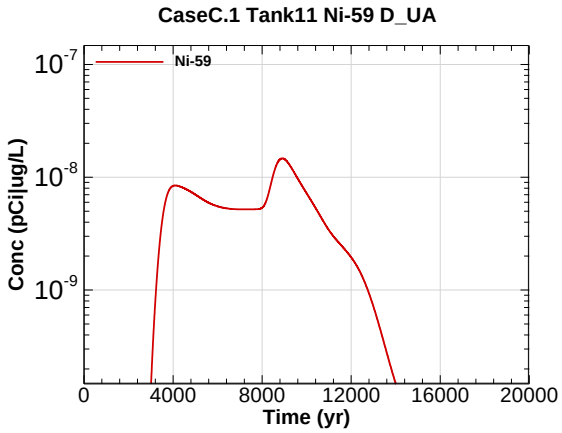

Figure S.1-40 - 100m Aquifer Concentration for CaseC.1 Tank11 Ni-59 D_UA

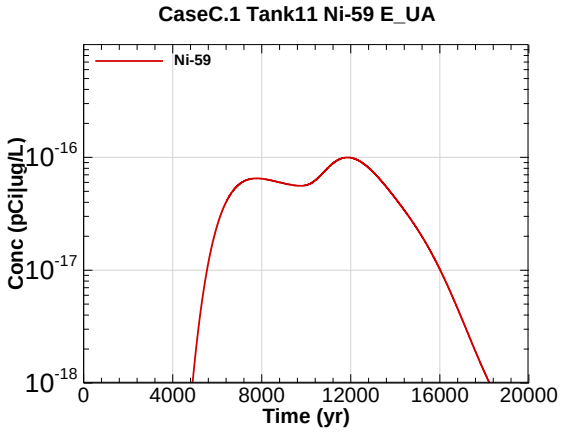

Figure S.1-41 - 100m Aquifer Concentration for CaseC.1 Tank11 Ni-59 E_UA

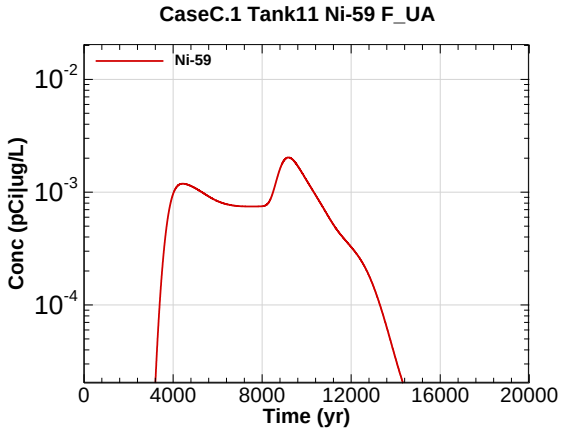

Figure S.1-42 - 100m Aquifer Concentration for CaseC.1 Tank11 Ni-59 F_UA

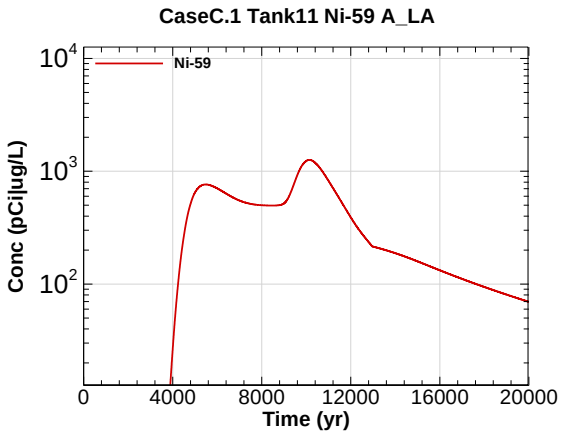

Figure S.1-43 - 100m Aquifer Concentration for CaseC.1 Tank11 Ni-59 A_LA

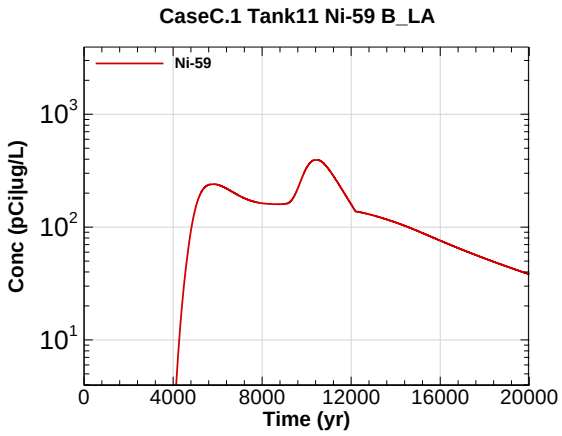

Figure S.1-44 - 100m Aquifer Concentration for CaseC.1 Tank11 Ni-59 B_LA

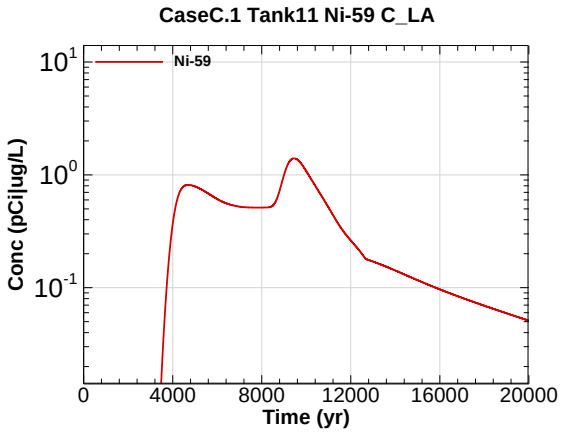

Figure S.1-45 - 100m Aquifer Concentration for CaseC.1 Tank11 Ni-59 C_LA

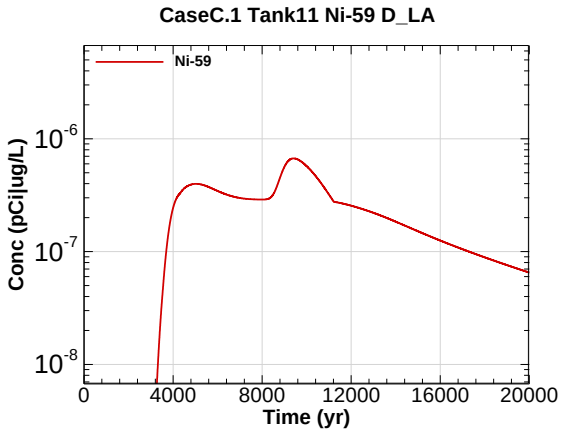

Figure S.1-46 - 100m Aquifer Concentration for CaseC.1 Tank11 Ni-59 D_LA

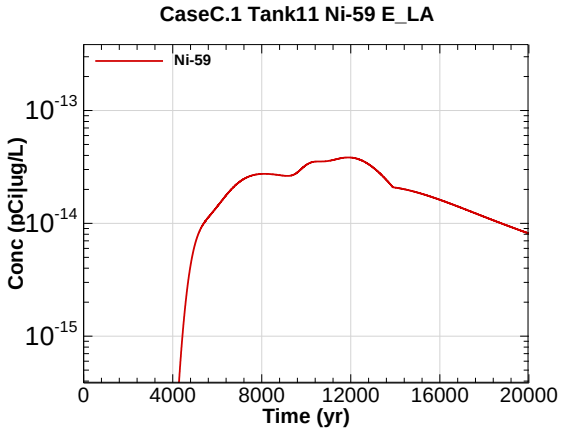

Figure S.1-47 - 100m Aquifer Concentration for CaseC.1 Tank11 Ni-59 E_LA

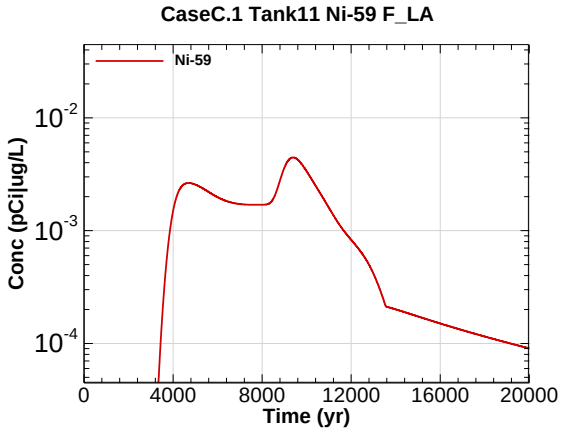

Figure S.1-48 - 100m Aquifer Concentration for CaseC.1 Tank11 Ni-59 F_LA

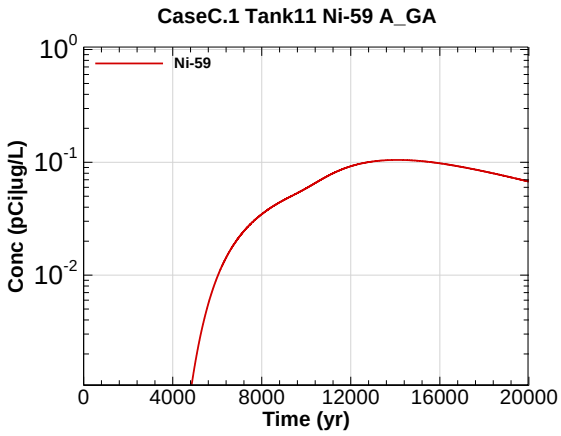

Figure S.1-49 - 100m Aquifer Concentration for CaseC.1 Tank11 Ni-59 A_GA

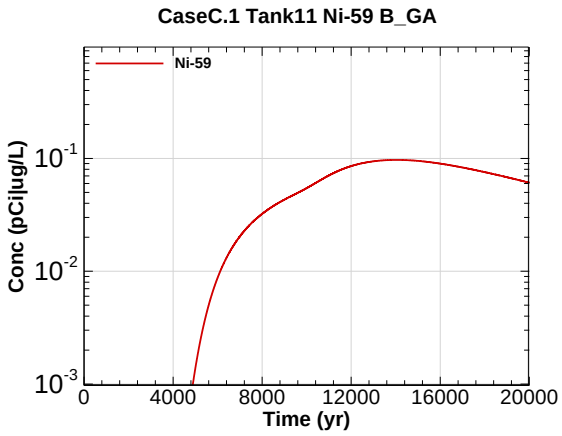

Figure S.1-50 - 100m Aquifer Concentration for CaseC.1 Tank11 Ni-59 B_GA

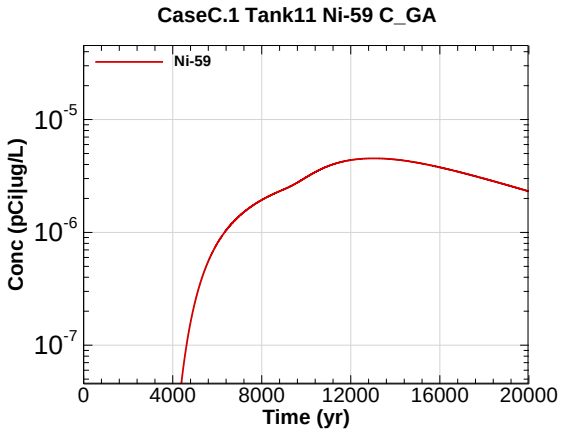

Figure S.1-51 - 100m Aquifer Concentration for CaseC.1 Tank11 Ni-59 C_GA

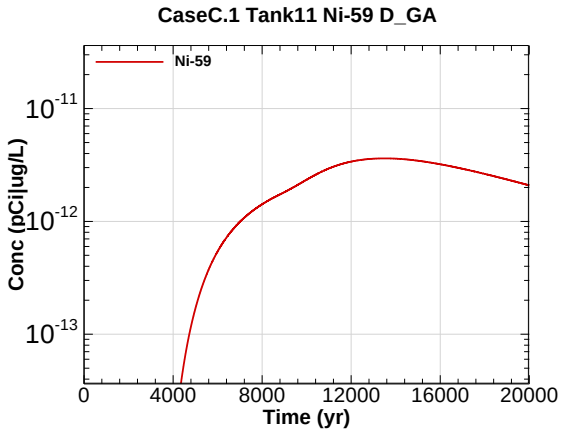

Figure S.1-52 - 100m Aquifer Concentration for CaseC.1 Tank11 Ni-59 D_GA

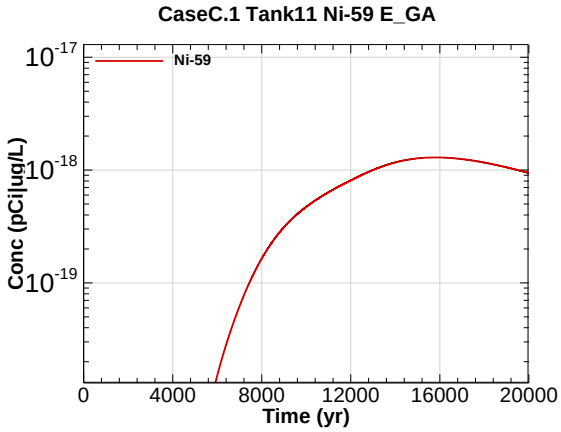

Figure S.1-53 - 100m Aquifer Concentration for CaseC.1 Tank11 Ni-59 E_GA

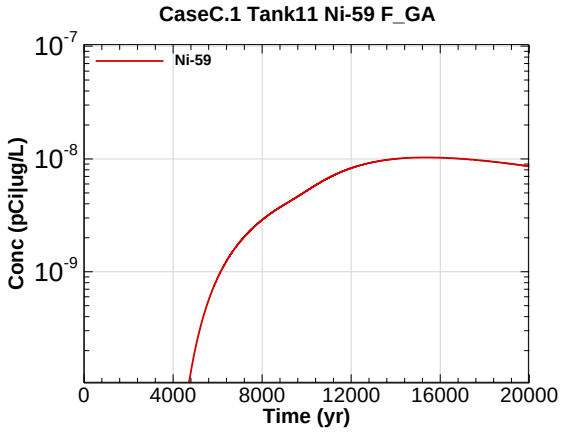

Figure S.1-54 - 100m Aquifer Concentration for CaseC.1 Tank11 Ni-59 F_GA

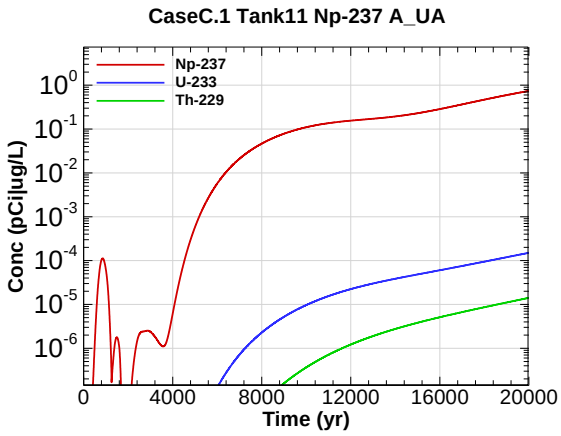

Figure S.1-55 - 100m Aquifer Concentration for CaseC.1 Tank11 Np-237 A_UA

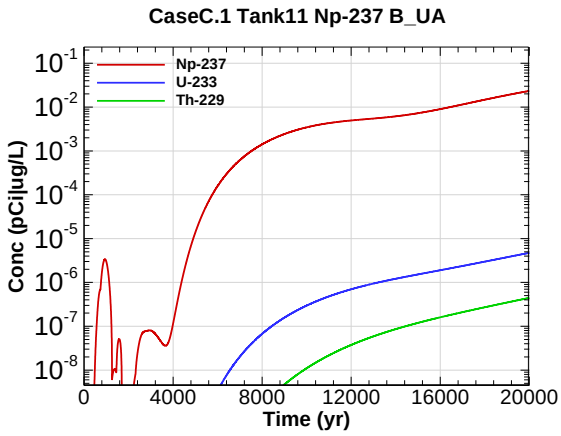

Figure S.1-56 - 100m Aquifer Concentration for CaseC.1 Tank11 Np-237 B_UA

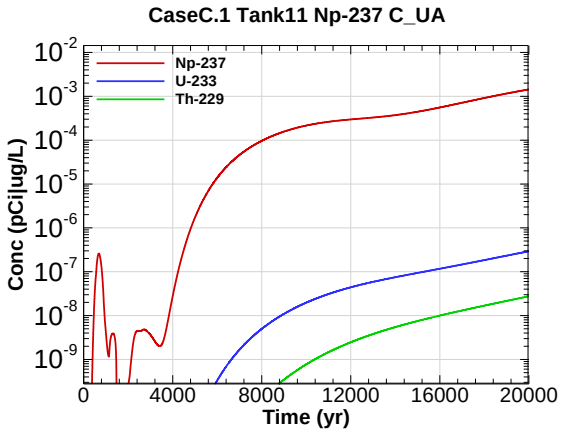

Figure S.1-57 - 100m Aquifer Concentration for CaseC.1 Tank11 Np-237 C_UA

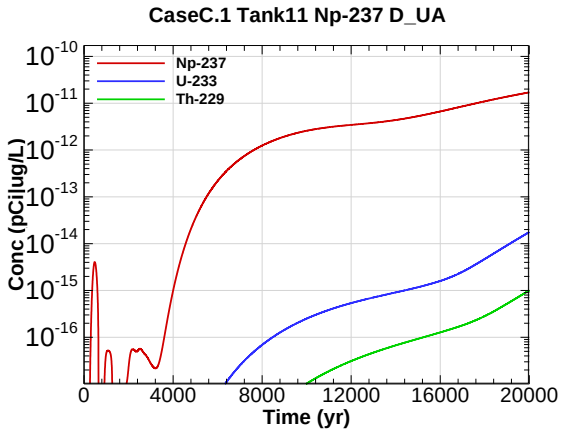

Figure S.1-58 - 100m Aquifer Concentration for CaseC.1 Tank11 Np-237 D_UA

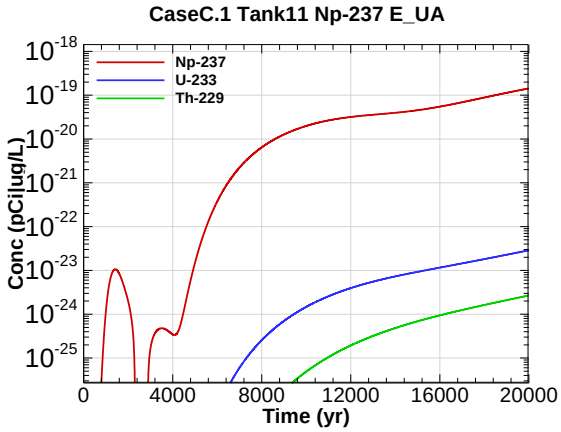

Figure S.1-59 - 100m Aquifer Concentration for CaseC.1 Tank11 Np-237 E_UA

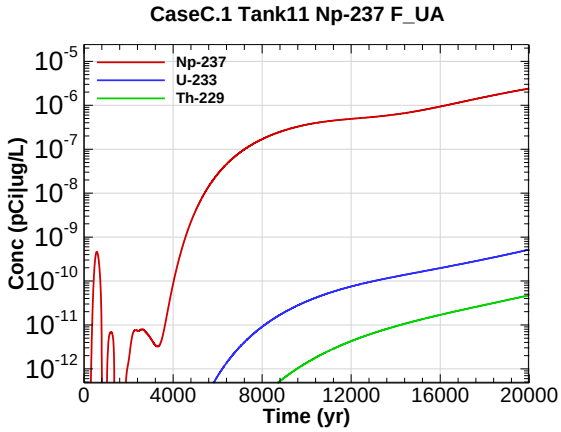

Figure S.1-60 - 100m Aquifer Concentration for CaseC.1 Tank11 Np-237 F_UA

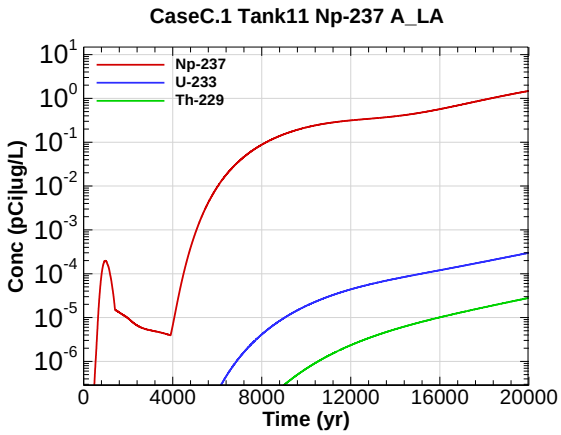

Figure S.1-61 - 100m Aquifer Concentration for CaseC.1 Tank11 Np-237 A_LA

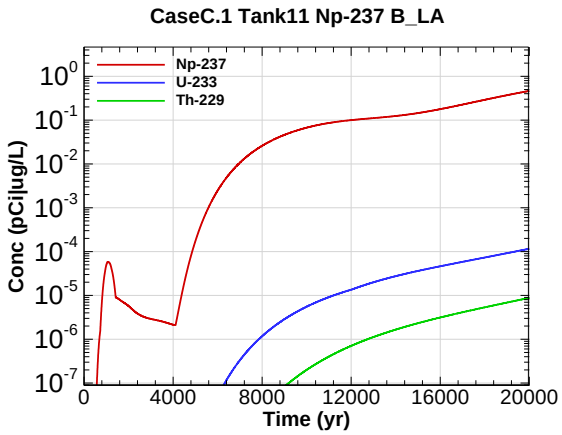

Figure S.1-62 - 100m Aquifer Concentration for CaseC.1 Tank11 Np-237 B_LA

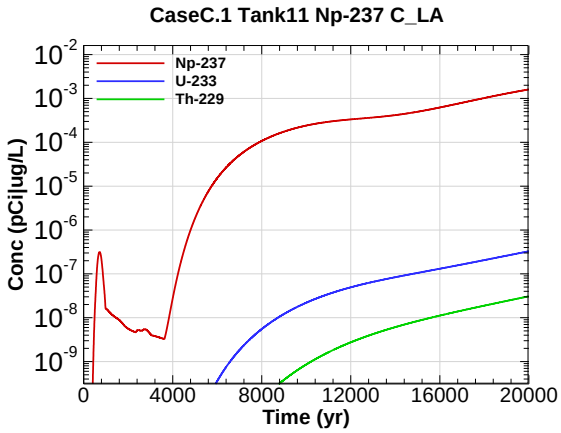

Figure S.1-63 - 100m Aquifer Concentration for CaseC.1 Tank11 Np-237 C_LA

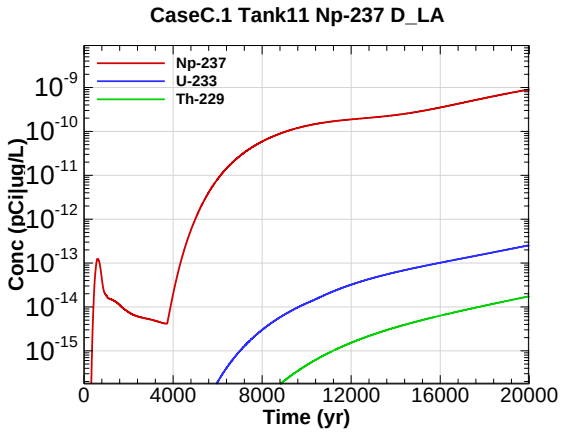

Figure S.1-64 - 100m Aquifer Concentration for CaseC.1 Tank11 Np-237 D_LA

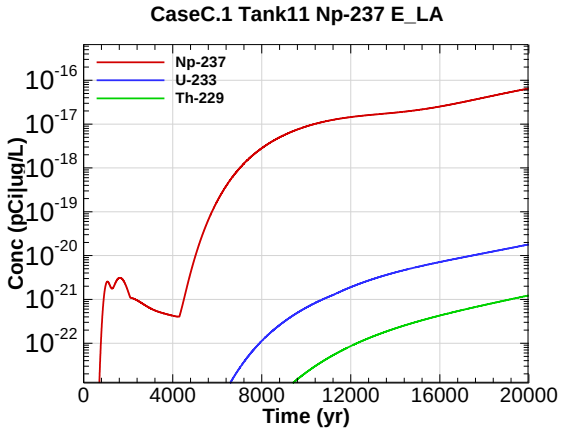

Figure S.1-65 - 100m Aquifer Concentration for CaseC.1 Tank11 Np-237 E_LA

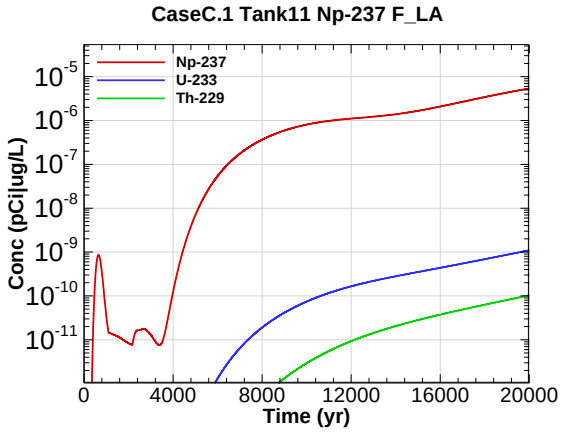

Figure S.1-66 - 100m Aquifer Concentration for CaseC.1 Tank11 Np-237 F_LA

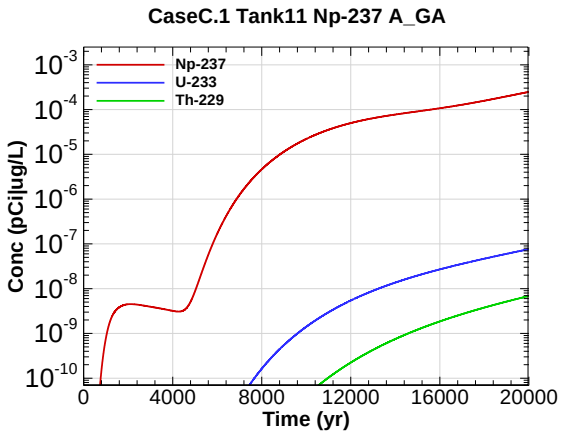

Figure S.1-67 - 100m Aquifer Concentration for CaseC.1 Tank11 Np-237 A_GA

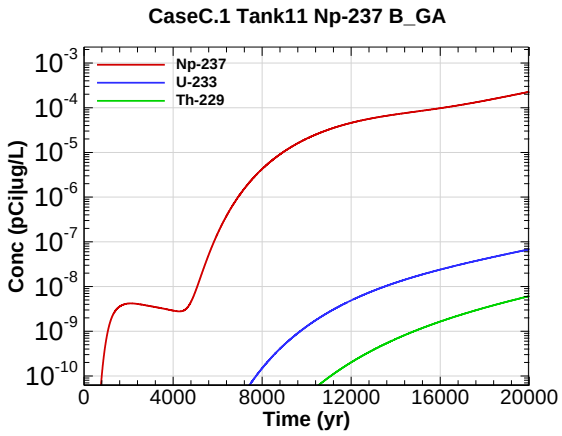

Figure S.1-68 - 100m Aquifer Concentration for CaseC.1 Tank11 Np-237 B_GA

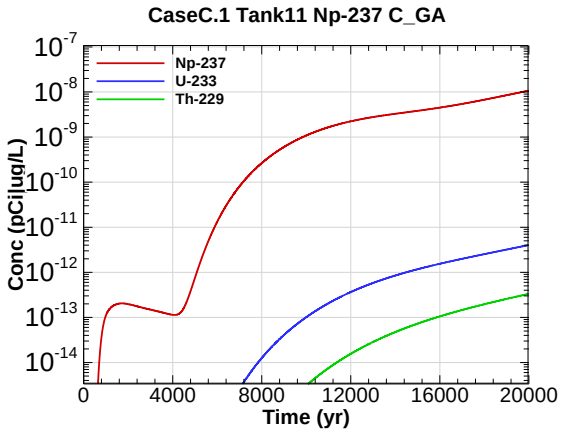

Figure S.1-69 - 100m Aquifer Concentration for CaseC.1 Tank11 Np-237 C_GA

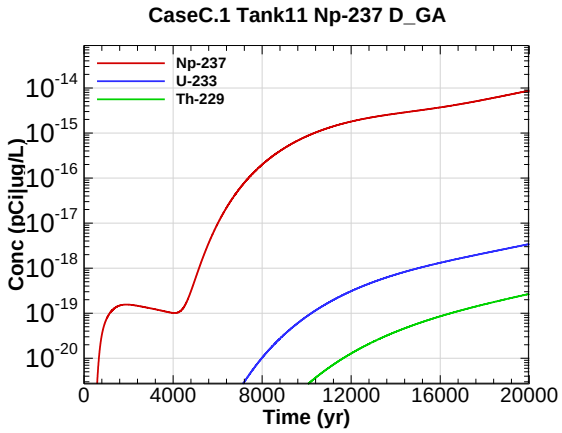

Figure S.1-70 - 100m Aquifer Concentration for CaseC.1 Tank11 Np-237 D_GA

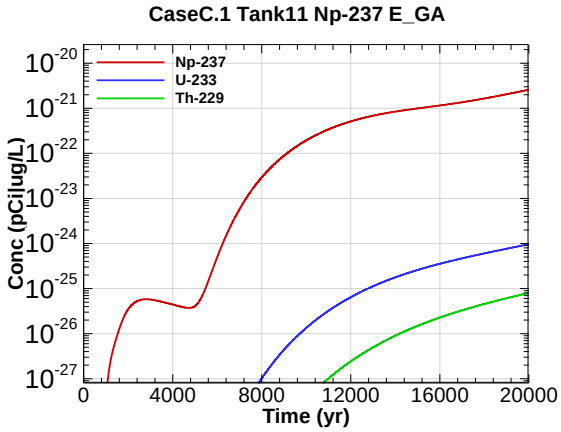

Figure S.1-71 - 100m Aquifer Concentration for CaseC.1 Tank11 Np-237 E_GA

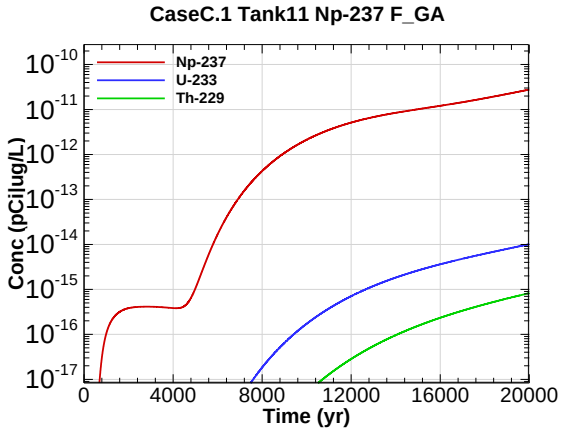

Figure S.1-72 - 100m Aquifer Concentration for CaseC.1 Tank11 Np-237 F_GA

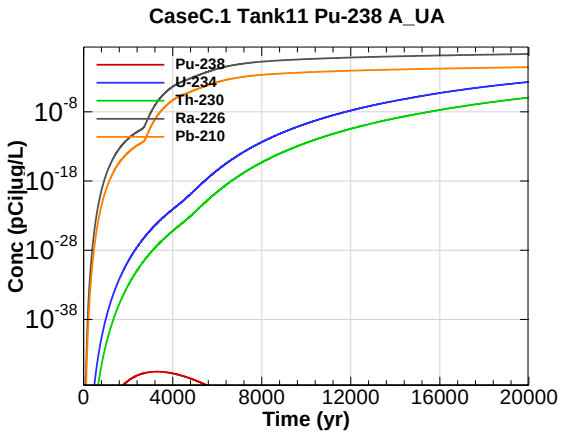

Figure S.1-73 - 100m Aquifer Concentration for CaseC.1 Tank11 Pu-238 A_UA

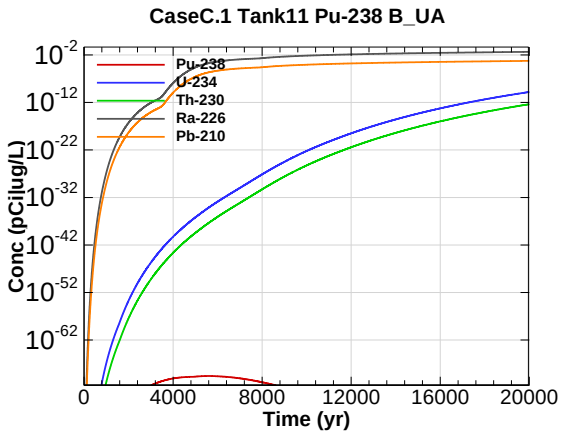

Figure S.1-74 - 100m Aquifer Concentration for CaseC.1 Tank11 Pu-238 B_UA

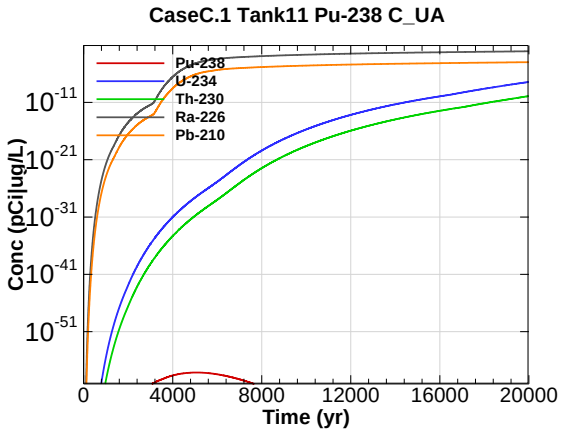

Figure S.1-75 - 100m Aquifer Concentration for CaseC.1 Tank11 Pu-238 C_UA

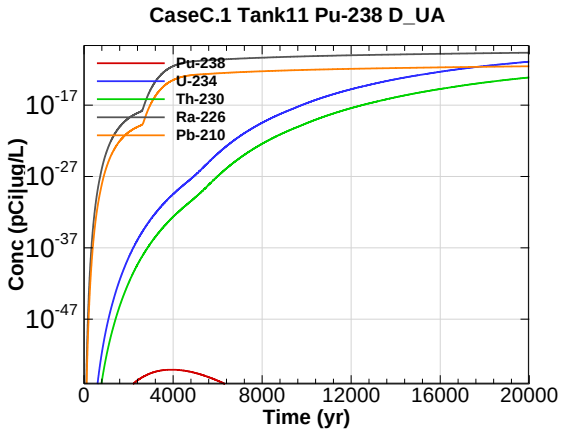

Figure S.1-76 - 100m Aquifer Concentration for CaseC.1 Tank11 Pu-238 D_UA

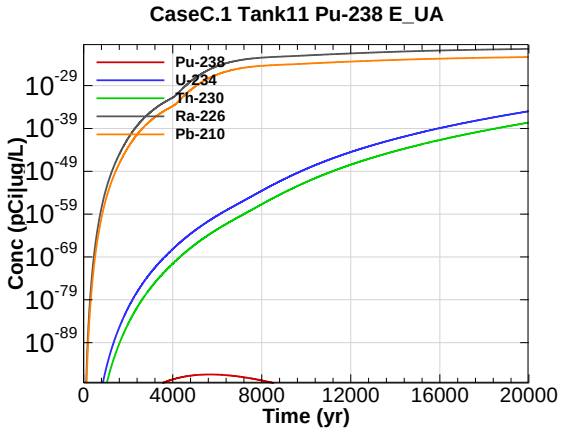

Figure S.1-77 - 100m Aquifer Concentration for CaseC.1 Tank11 Pu-238 E_UA

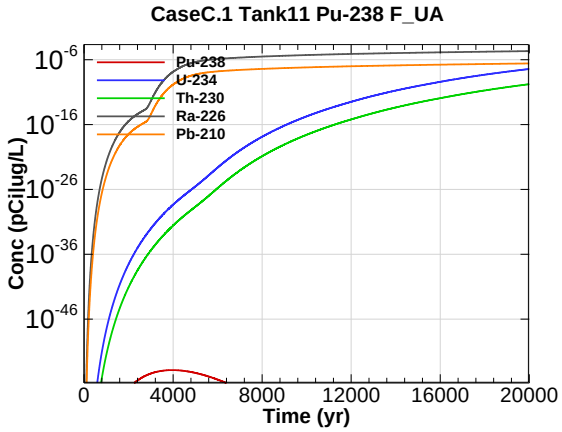

Figure S.1-78 - 100m Aquifer Concentration for CaseC.1 Tank11 Pu-238 F_UA

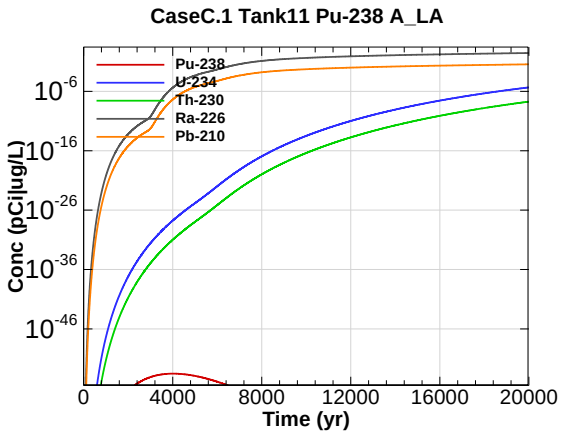

Figure S.1-79 - 100m Aquifer Concentration for CaseC.1 Tank11 Pu-238 A_LA

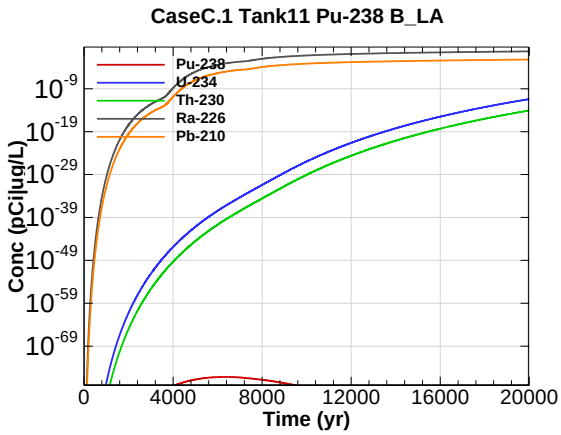

Figure S.1-80 - 100m Aquifer Concentration for CaseC.1 Tank11 Pu-238 B_LA

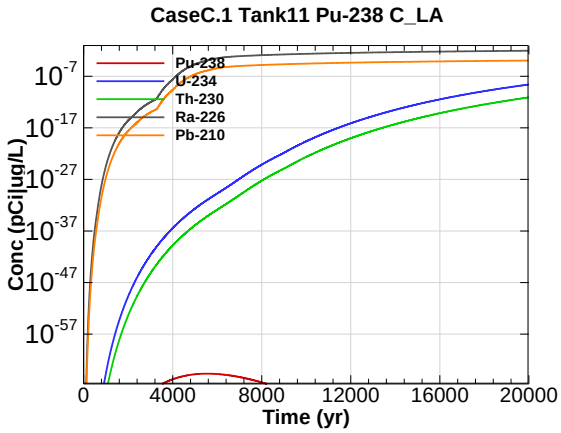

Figure S.1-81 - 100m Aquifer Concentration for CaseC.1 Tank11 Pu-238 C_LA

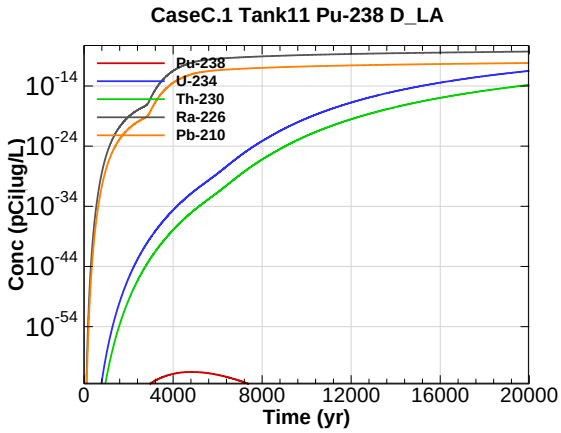

Figure S.1-82 - 100m Aquifer Concentration for CaseC.1 Tank11 Pu-238 D_LA

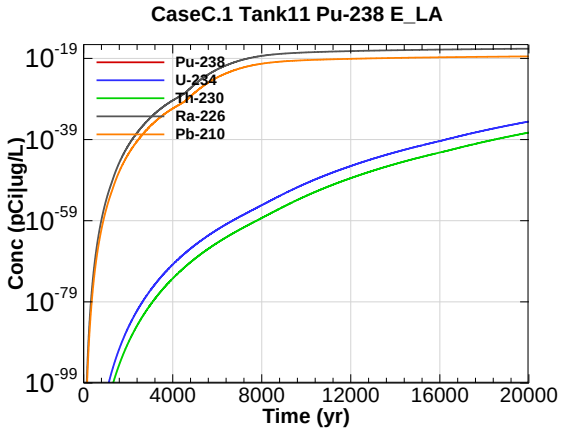

Figure S.1-83 - 100m Aquifer Concentration for CaseC.1 Tank11 Pu-238 E_LA

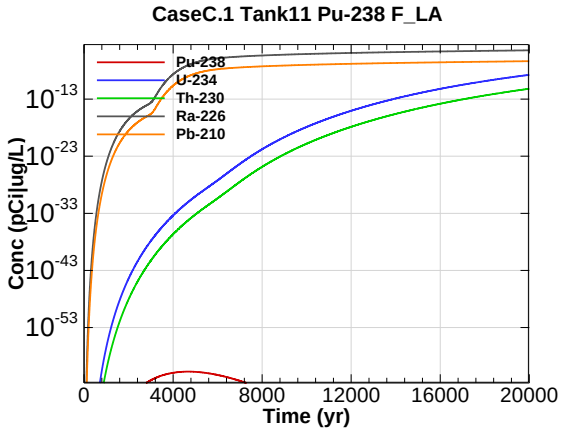

Figure S.1-84 - 100m Aquifer Concentration for CaseC.1 Tank11 Pu-238 F_LA

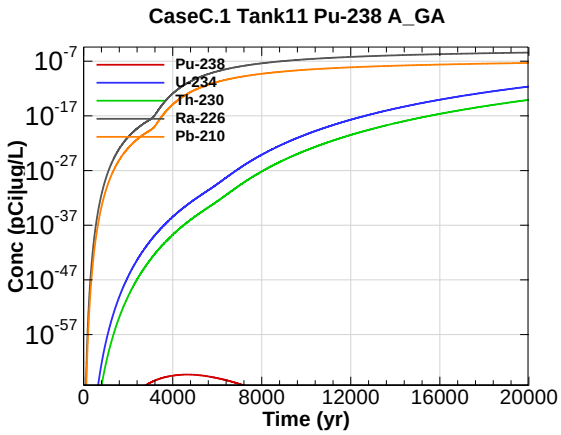

Figure S.1-85 - 100m Aquifer Concentration for CaseC.1 Tank11 Pu-238 A_GA

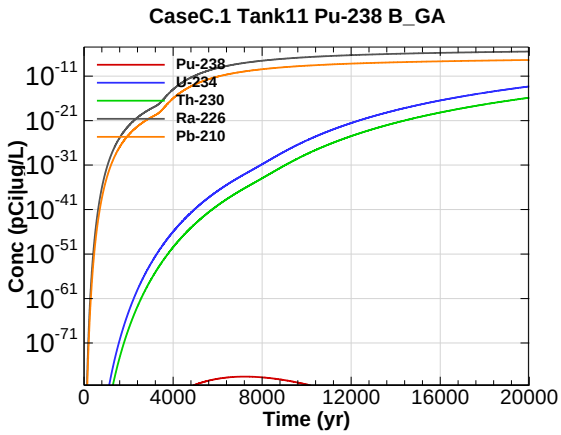

Figure S.1-86 - 100m Aquifer Concentration for CaseC.1 Tank11 Pu-238 B_GA

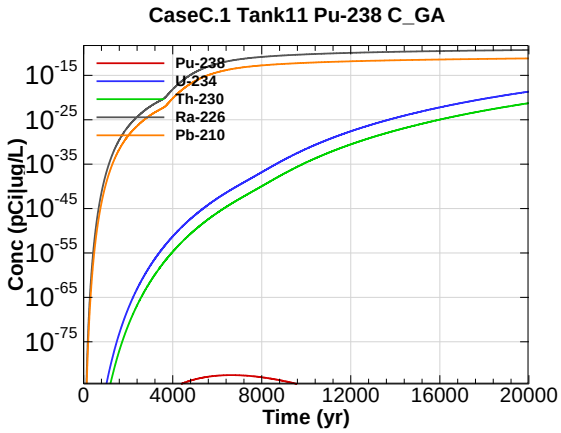

Figure S.1-87 - 100m Aquifer Concentration for CaseC.1 Tank11 Pu-238 C_GA

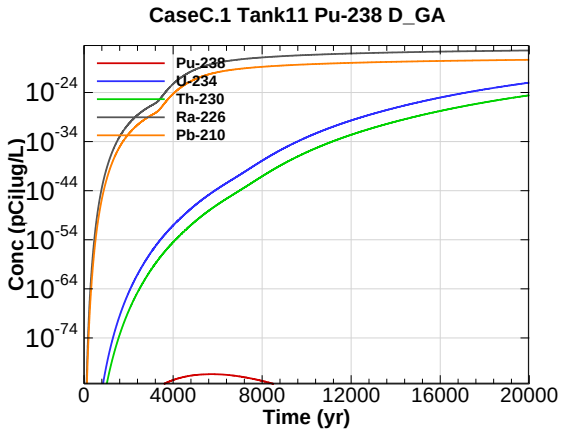

Figure S.1-88 - 100m Aquifer Concentration for CaseC.1 Tank11 Pu-238 D_GA

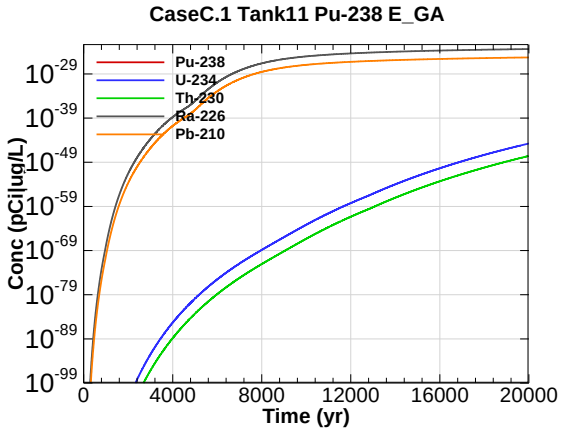

Figure S.1-89 - 100m Aquifer Concentration for CaseC.1 Tank11 Pu-238 E_GA

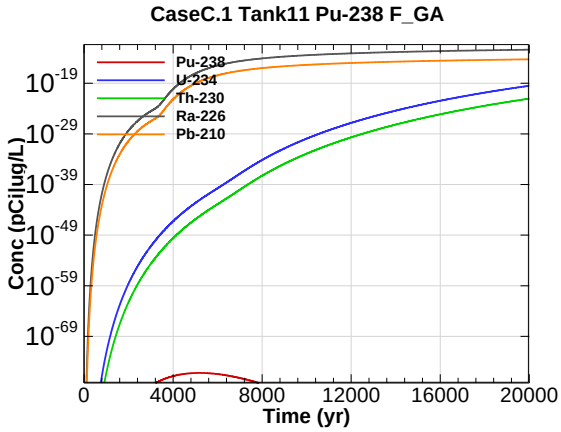

Figure S.1-90 - 100m Aquifer Concentration for CaseC.1 Tank11 Pu-238 F_GA

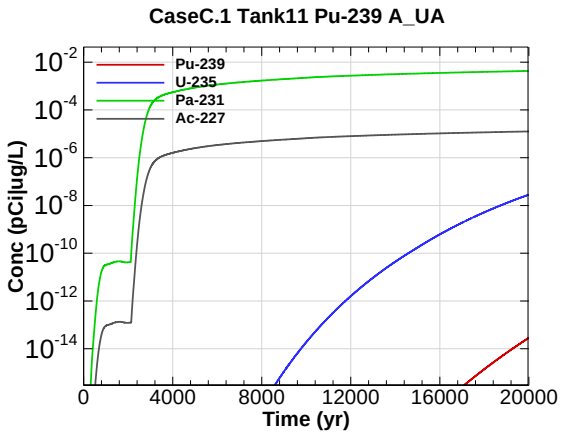

Figure S.1-91 - 100m Aquifer Concentration for CaseC.1 Tank11 Pu-239 A_UA

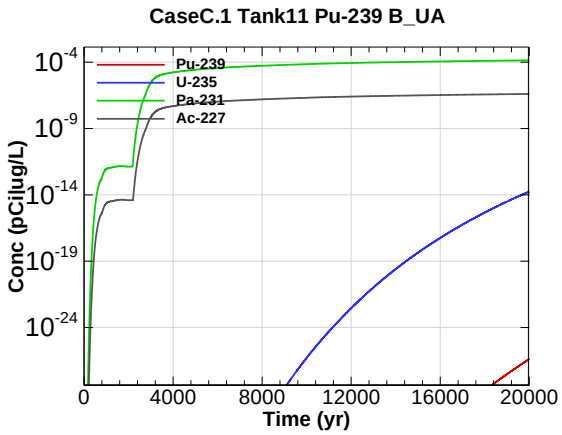

Figure S.1-92 - 100m Aquifer Concentration for CaseC.1 Tank11 Pu-239 B_UA

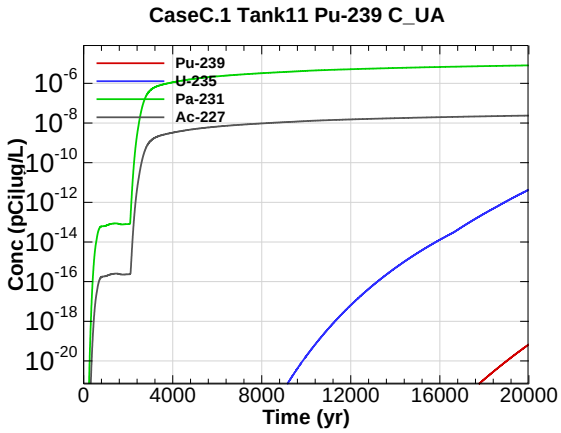

Figure S.1-93 - 100m Aquifer Concentration for CaseC.1 Tank11 Pu-239 C_UA

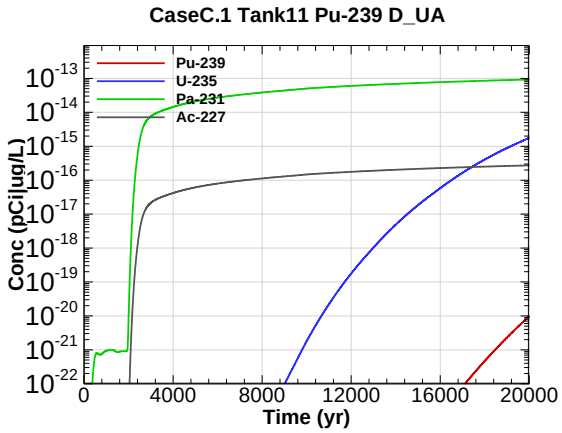

Figure S.1-94 - 100m Aquifer Concentration for CaseC.1 Tank11 Pu-239 D_UA

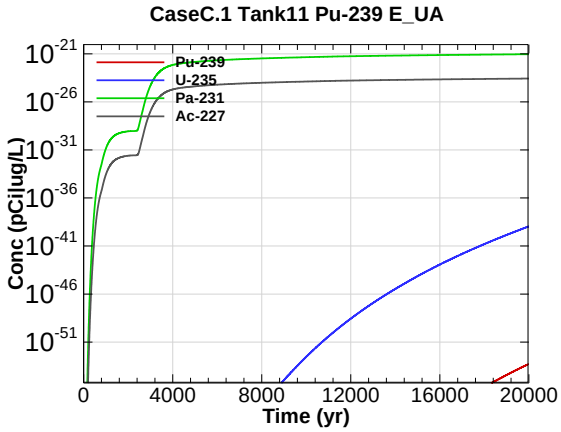

Figure S.1-95 - 100m Aquifer Concentration for CaseC.1 Tank11 Pu-239 E_UA

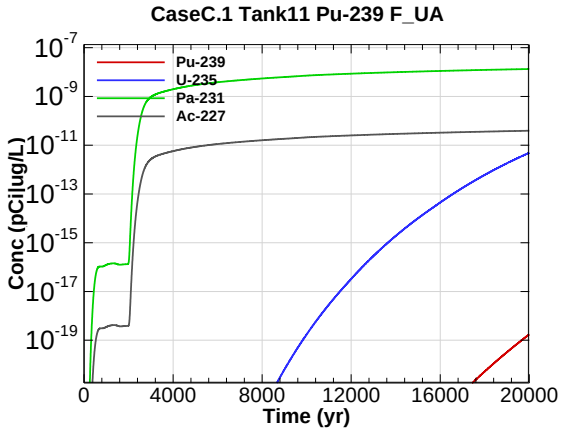

Figure S.1-96 - 100m Aquifer Concentration for CaseC.1 Tank11 Pu-239 F_UA

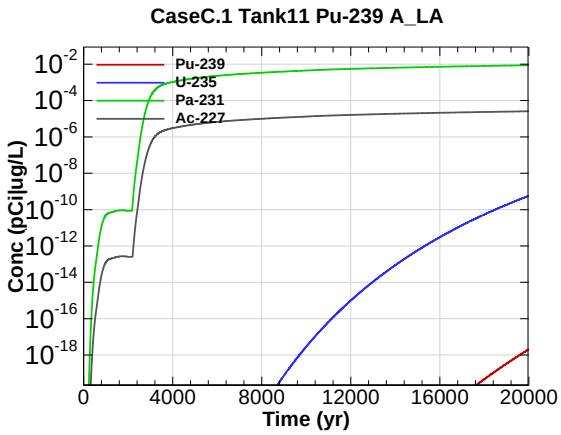

Figure S.1-97 - 100m Aquifer Concentration for CaseC.1 Tank11 Pu-239 A_LA

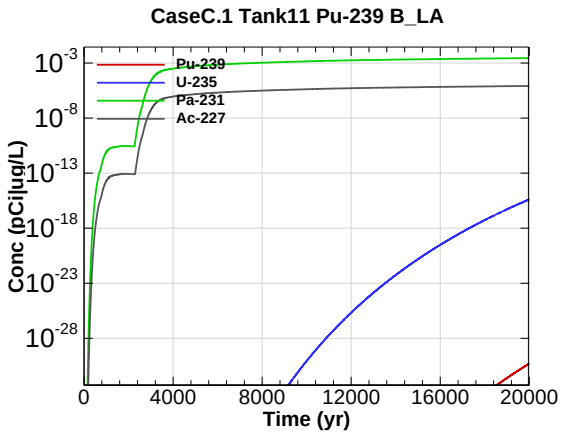

Figure S.1-98 - 100m Aquifer Concentration for CaseC.1 Tank11 Pu-239 B_LA

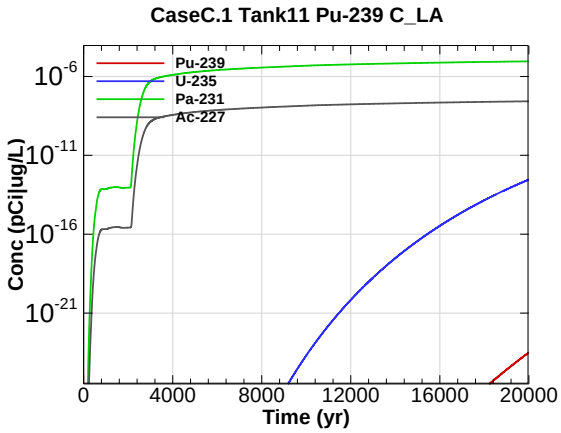

Figure S.1-99 - 100m Aquifer Concentration for CaseC.1 Tank11 Pu-239 C_LA

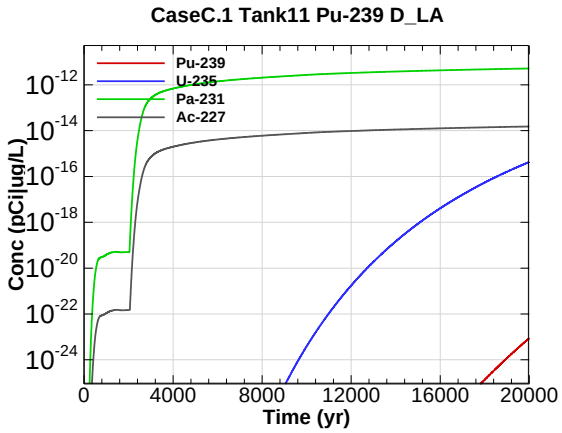

Figure S.1-100 - 100m Aquifer Concentration for CaseC.1 Tank11 Pu-239 D_LA

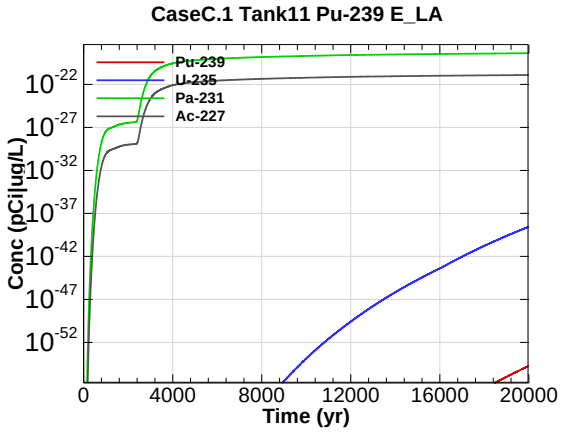

Figure S.1-101 - 100m Aquifer Concentration for CaseC.1 Tank11 Pu-239 E_LA

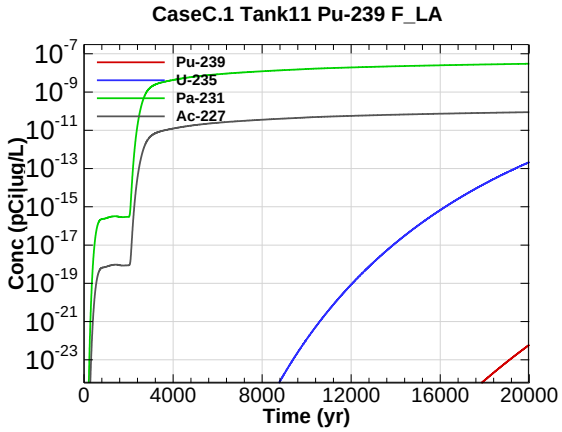

Figure S.1-102 - 100m Aquifer Concentration for CaseC.1 Tank11 Pu-239 F_LA

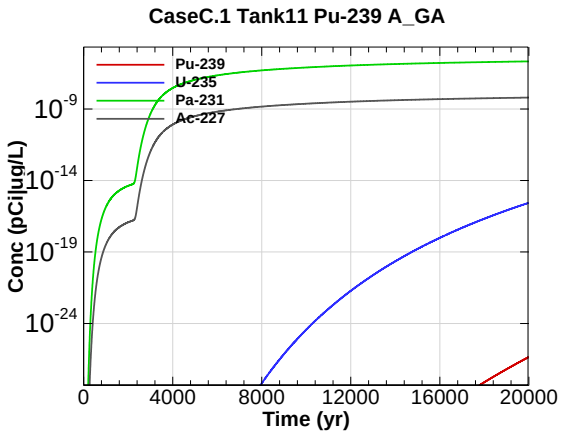

Figure S.1-103 - 100m Aquifer Concentration for CaseC.1 Tank11 Pu-239 A_GA

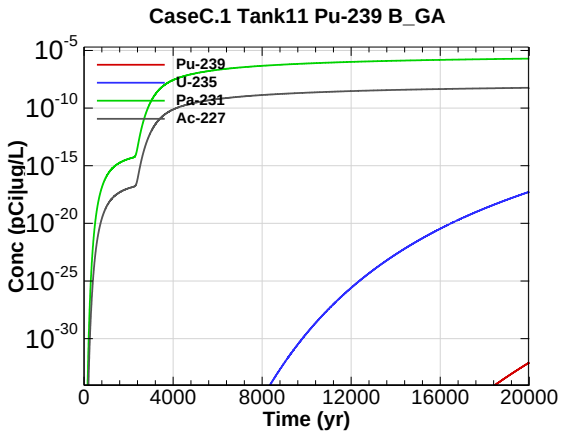

Figure S.1-104 - 100m Aquifer Concentration for CaseC.1 Tank11 Pu-239 B_GA

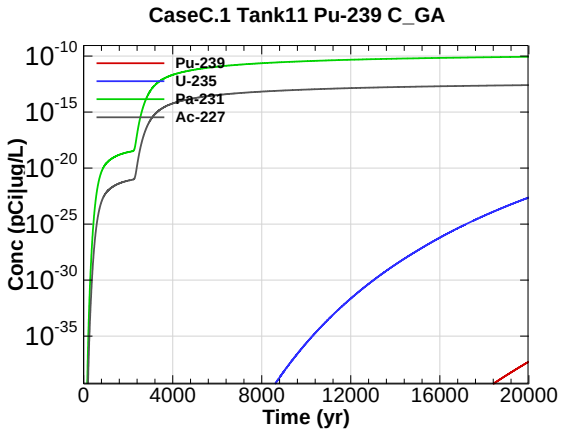

Figure S.1-105 - 100m Aquifer Concentration for CaseC.1 Tank11 Pu-239 C_GA

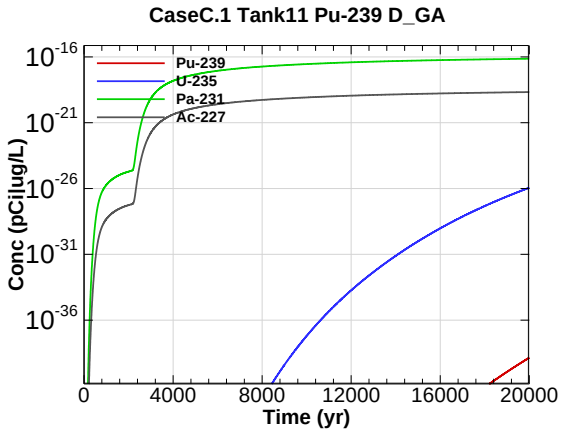

Figure S.1-106 - 100m Aquifer Concentration for CaseC.1 Tank11 Pu-239 D_GA

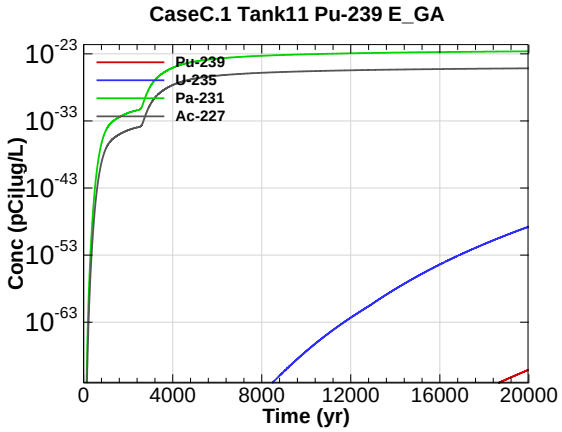

Figure S.1-107 - 100m Aquifer Concentration for CaseC.1 Tank11 Pu-239 E_GA

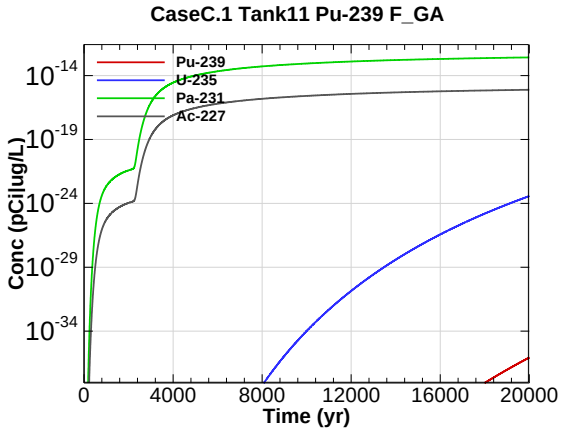

Figure S.1-108 - 100m Aquifer Concentration for CaseC.1 Tank11 Pu-239 F_GA

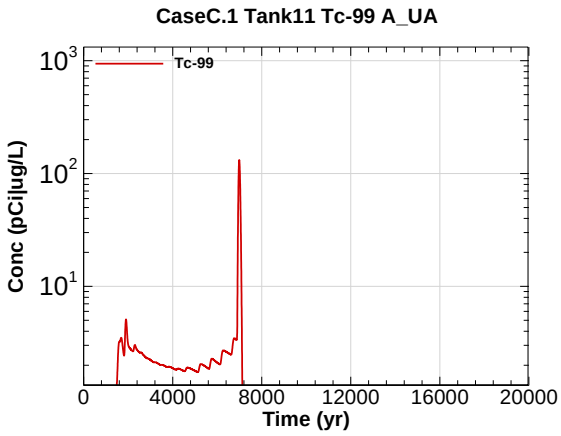

Figure S.1-109 - 100m Aquifer Concentration for CaseC.1 Tank11 Tc-99 A_UA

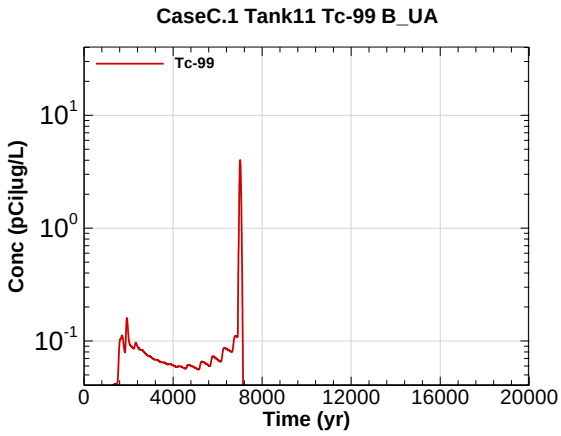

Figure S.1-110 - 100m Aquifer Concentration for CaseC.1 Tank11 Tc-99 B_UA

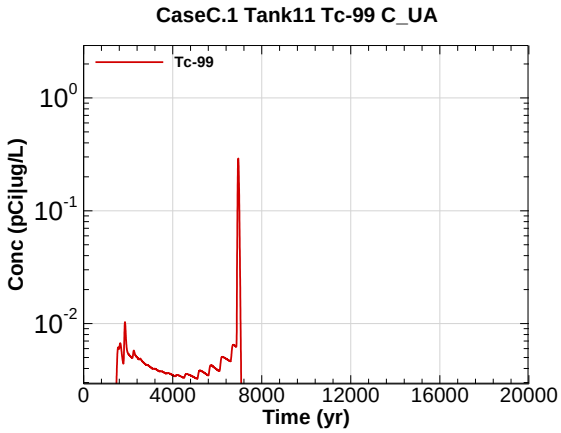

Figure S.1-111 - 100m Aquifer Concentration for CaseC.1 Tank11 Tc-99 C_UA

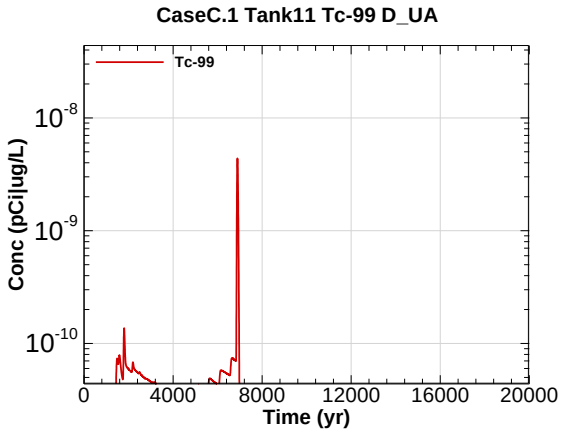

Figure S.1-112 - 100m Aquifer Concentration for CaseC.1 Tank11 Tc-99 D_UA

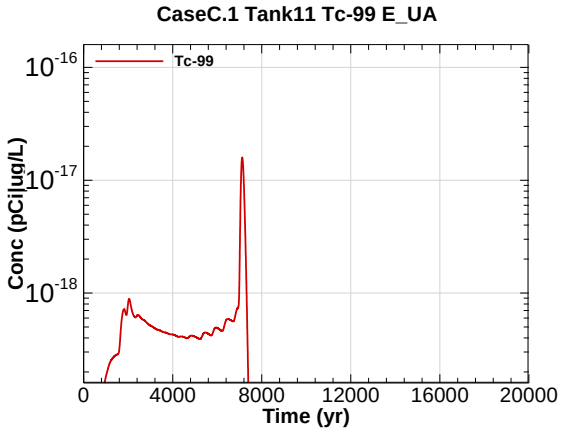

Figure S.1-113 - 100m Aquifer Concentration for CaseC.1 Tank11 Tc-99 E_UA

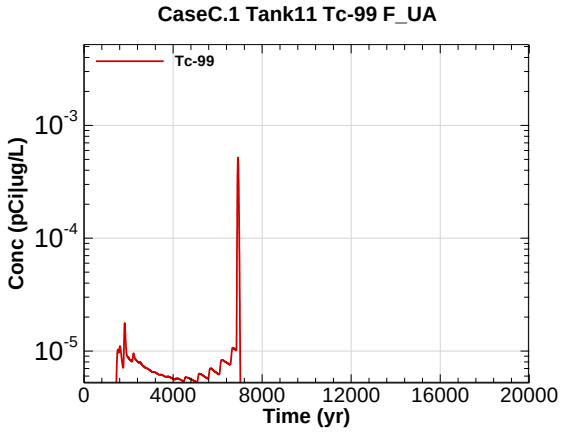

Figure S.1-114 - 100m Aquifer Concentration for CaseC.1 Tank11 Tc-99 F_UA

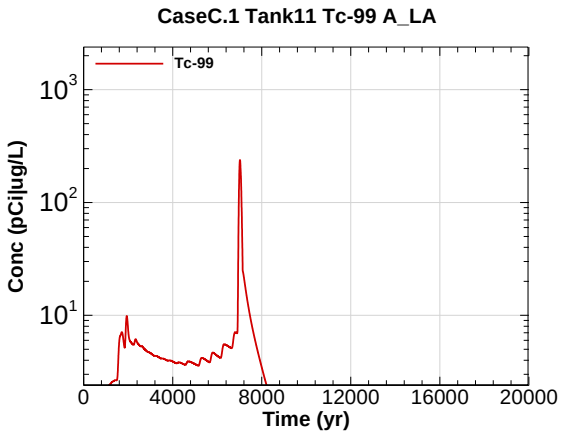

Figure S.1-115 - 100m Aquifer Concentration for CaseC.1 Tank11 Tc-99 A_LA

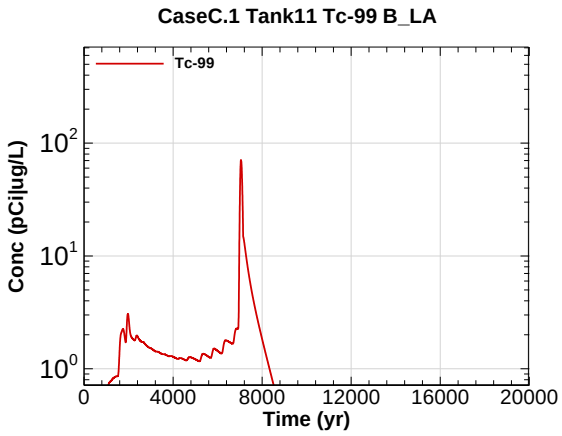

Figure S.1-116 - 100m Aquifer Concentration for CaseC.1 Tank11 Tc-99 B_LA

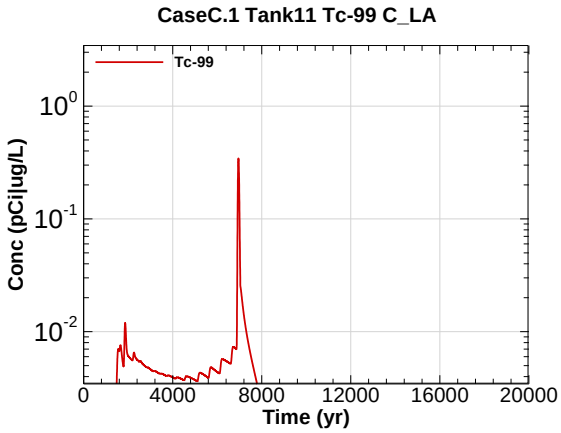

Figure S.1-117 - 100m Aquifer Concentration for CaseC.1 Tank11 Tc-99 C_LA

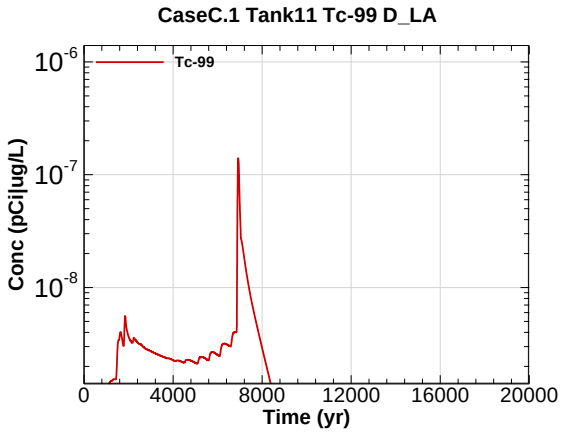

Figure S.1-118 - 100m Aquifer Concentration for CaseC.1 Tank11 Tc-99 D_LA

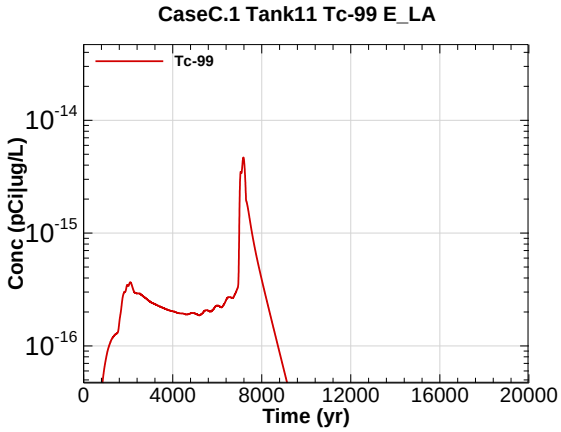

Figure S.1-119 - 100m Aquifer Concentration for CaseC.1 Tank11 Tc-99 E_LA

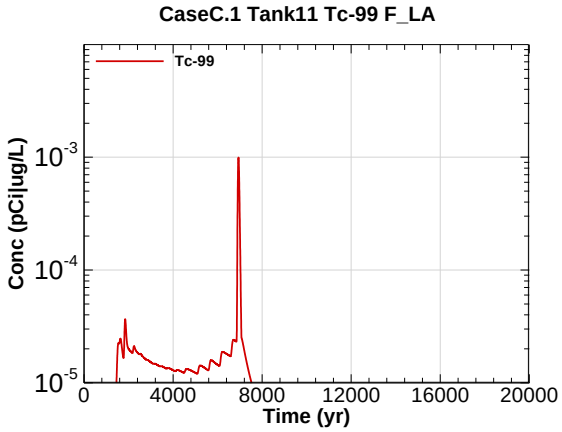

Figure S.1-120 - 100m Aquifer Concentration for CaseC.1 Tank11 Tc-99 F_LA

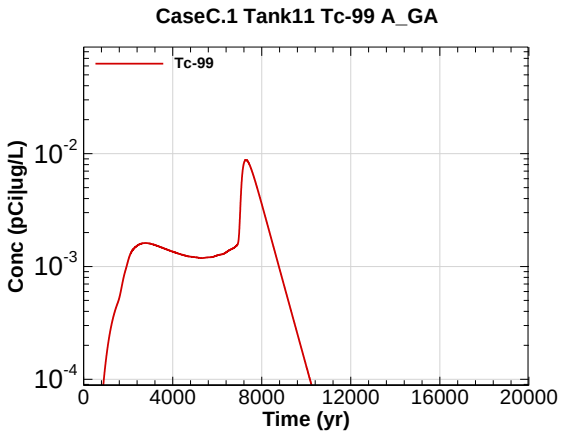

Figure S.1-121 - 100m Aquifer Concentration for CaseC.1 Tank11 Tc-99 A_GA

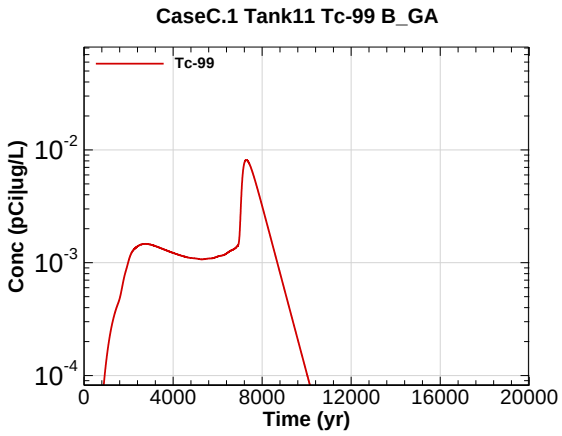

Figure S.1-122 - 100m Aquifer Concentration for CaseC.1 Tank11 Tc-99 B_GA

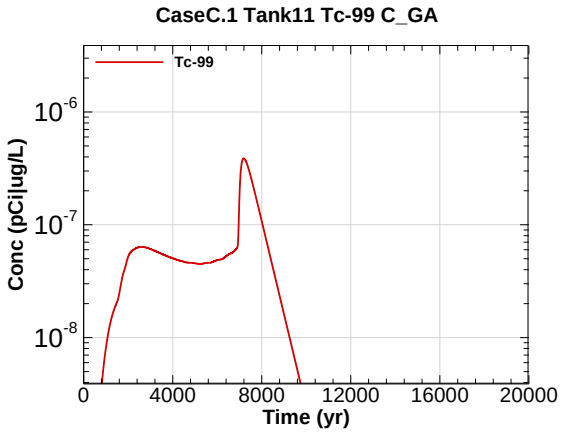

Figure S.1-123 - 100m Aquifer Concentration for CaseC.1 Tank11 Tc-99 C_GA

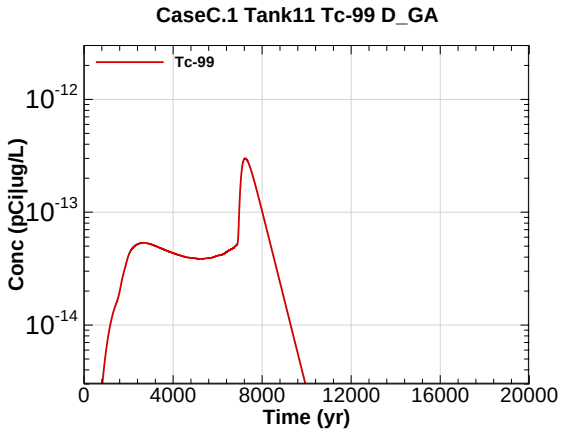

Figure S.1-124 - 100m Aquifer Concentration for CaseC.1 Tank11 Tc-99 D_GA

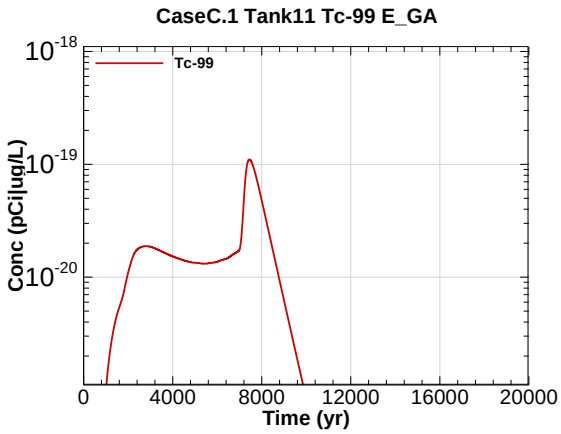

Figure S.1-125 - 100m Aquifer Concentration for CaseC.1 Tank11 Tc-99 E_GA

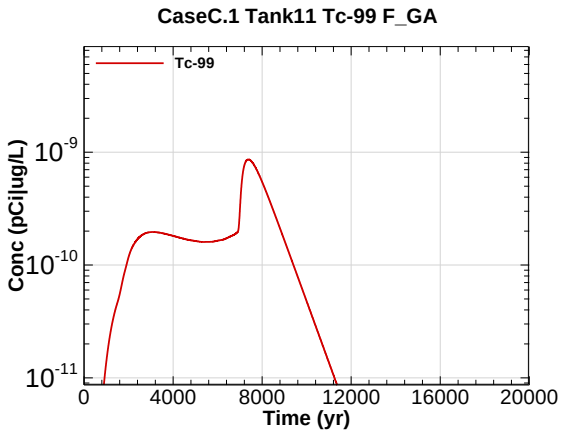

Figure S.1-126 - 100m Aquifer Concentration for CaseC.1 Tank11 Tc-99 F_GA

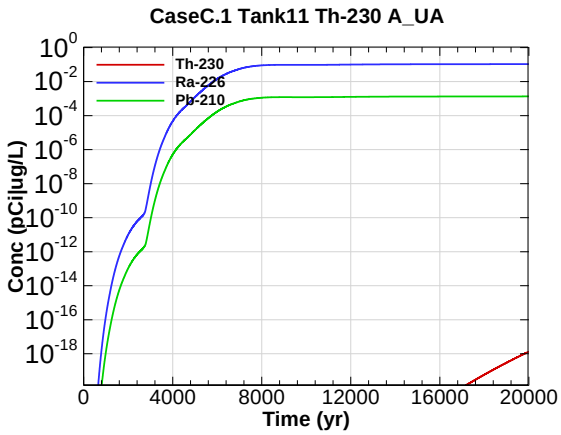

Figure S.1-127 - 100m Aquifer Concentration for CaseC.1 Tank11 Th-230 A_UA

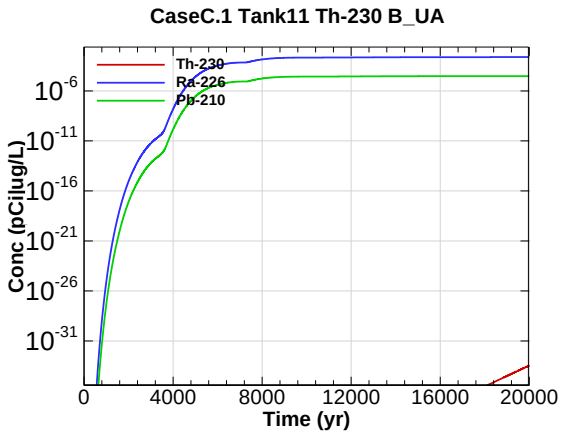

Figure S.1-128 - 100m Aquifer Concentration for CaseC.1 Tank11 Th-230 B_UA

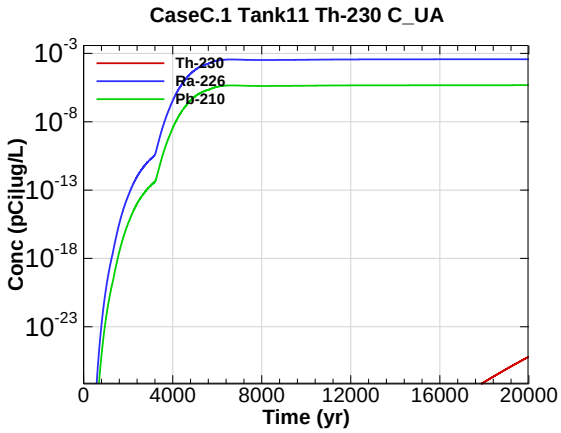

Figure S.1-129 - 100m Aquifer Concentration for CaseC.1 Tank11 Th-230 C_UA

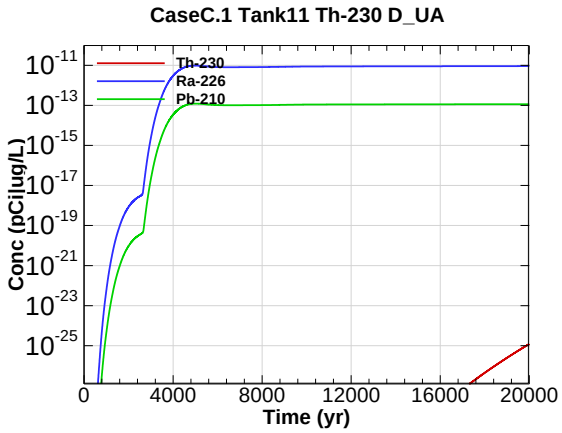

Figure S.1-130 - 100m Aquifer Concentration for CaseC.1 Tank11 Th-230 D_UA

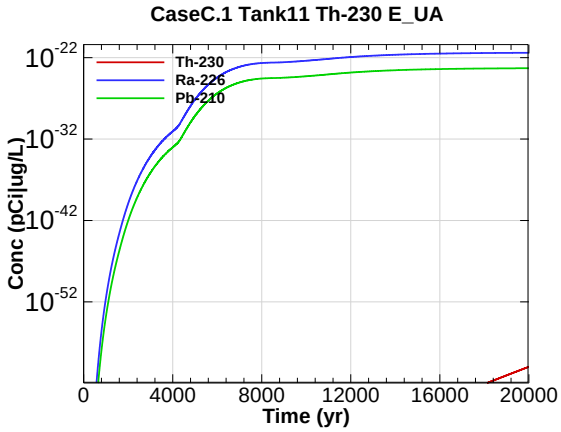

Figure S.1-131 - 100m Aquifer Concentration for CaseC.1 Tank11 Th-230 E_UA

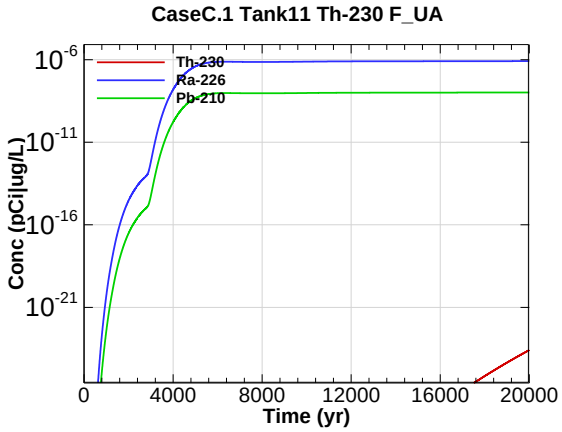

Figure S.1-132 - 100m Aquifer Concentration for CaseC.1 Tank11 Th-230 F_UA

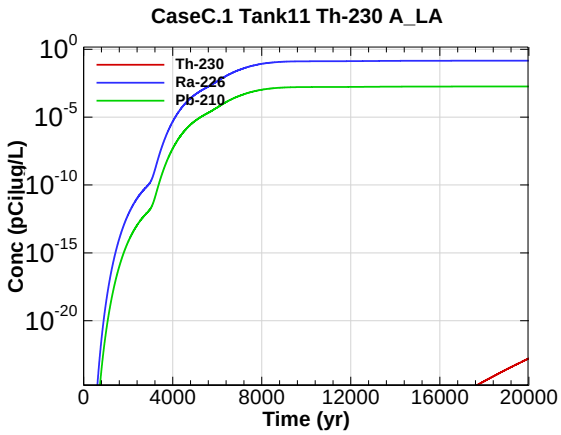

Figure S.1-133 - 100m Aquifer Concentration for CaseC.1 Tank11 Th-230 A_LA

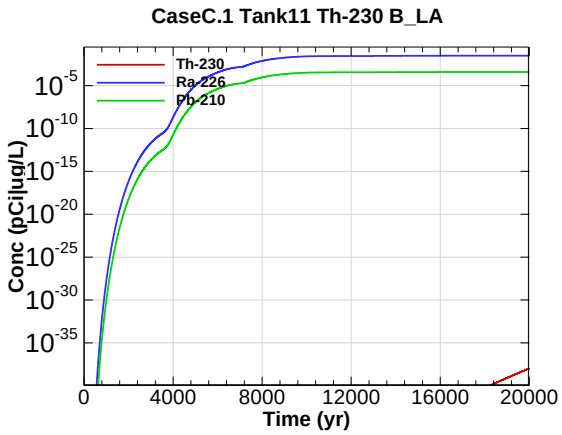

Figure S.1-134 - 100m Aquifer Concentration for CaseC.1 Tank11 Th-230 B_LA

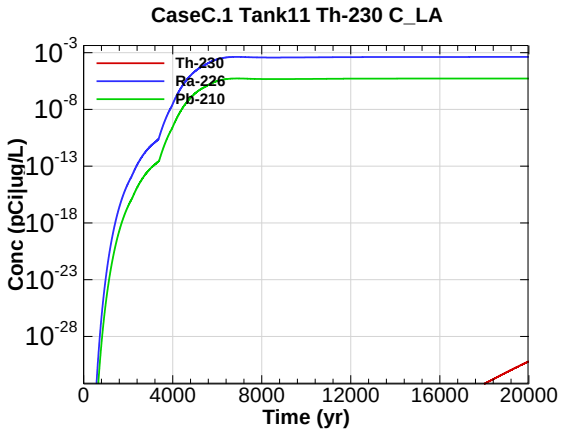

Figure S.1-135 - 100m Aquifer Concentration for CaseC.1 Tank11 Th-230 C_LA

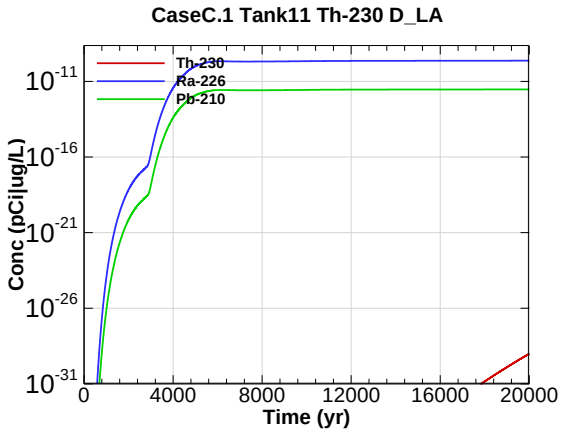

Figure S.1-136 - 100m Aquifer Concentration for CaseC.1 Tank11 Th-230 D_LA

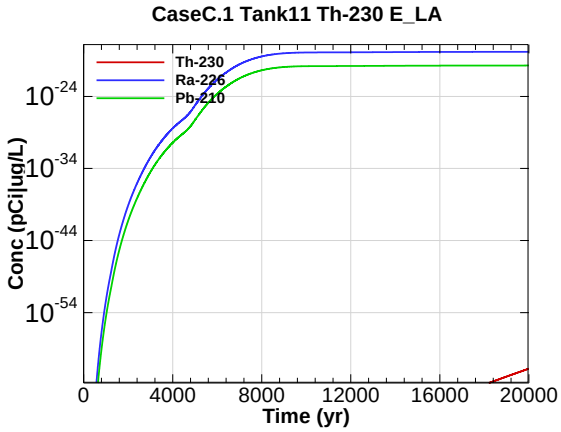

Figure S.1-137 - 100m Aquifer Concentration for CaseC.1 Tank11 Th-230 E_LA

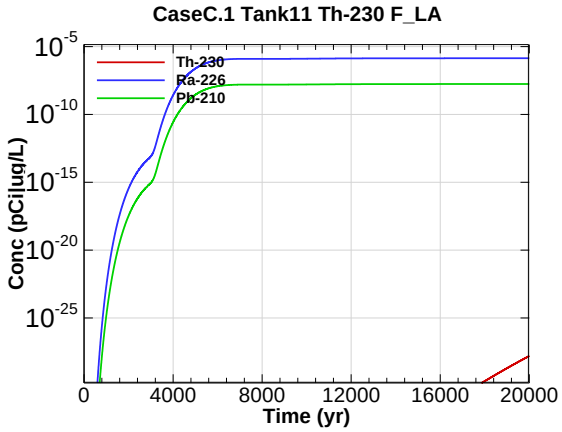

Figure S.1-138 - 100m Aquifer Concentration for CaseC.1 Tank11 Th-230 F_LA

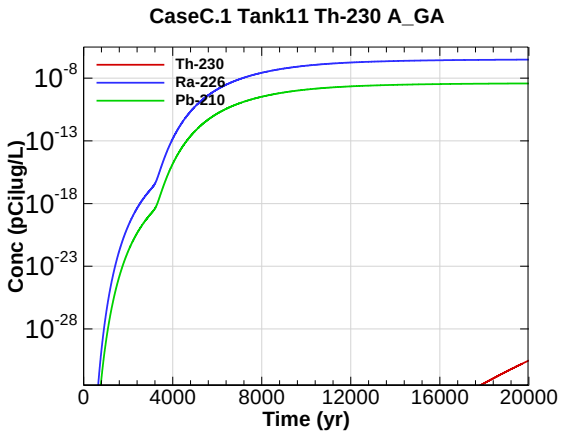

Figure S.1-139 - 100m Aquifer Concentration for CaseC.1 Tank11 Th-230 A_GA

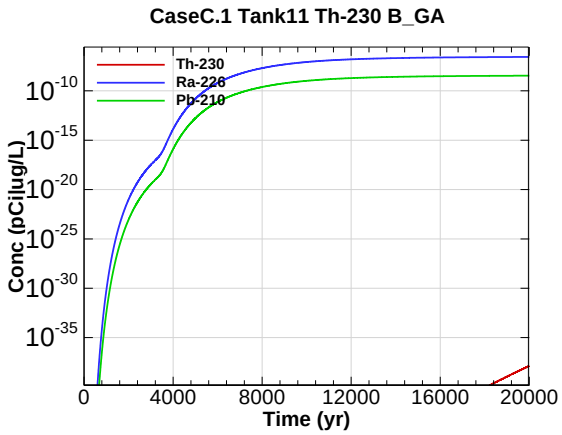

Figure S.1-140 - 100m Aquifer Concentration for CaseC.1 Tank11 Th-230 B_GA

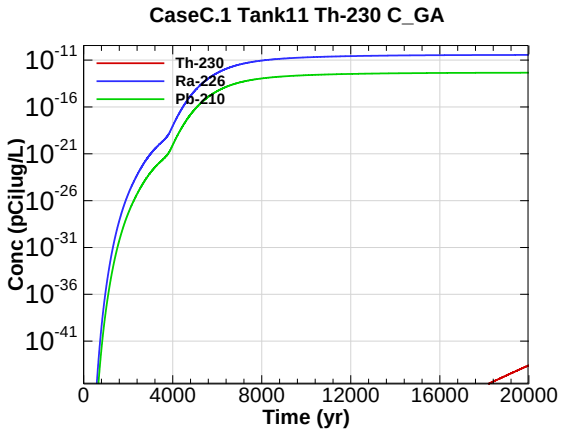

Figure S.1-141 - 100m Aquifer Concentration for CaseC.1 Tank11 Th-230 C_GA

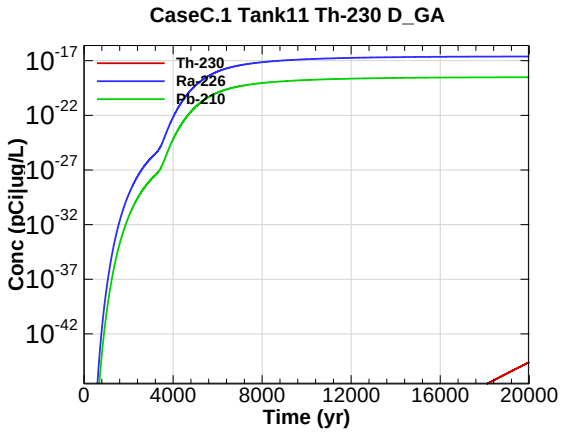

Figure S.1-142 - 100m Aquifer Concentration for CaseC.1 Tank11 Th-230 D_GA

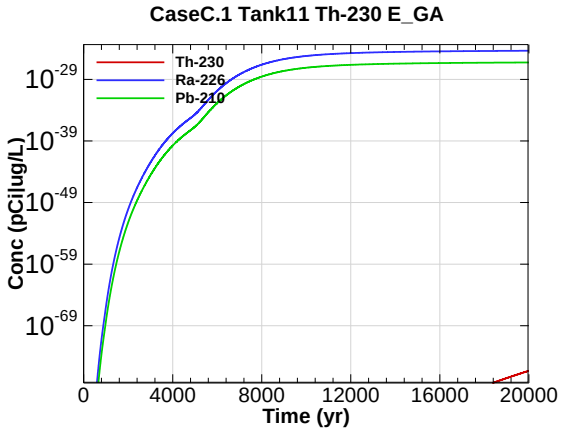

Figure S.1-143 - 100m Aquifer Concentration for CaseC.1 Tank11 Th-230 E_GA

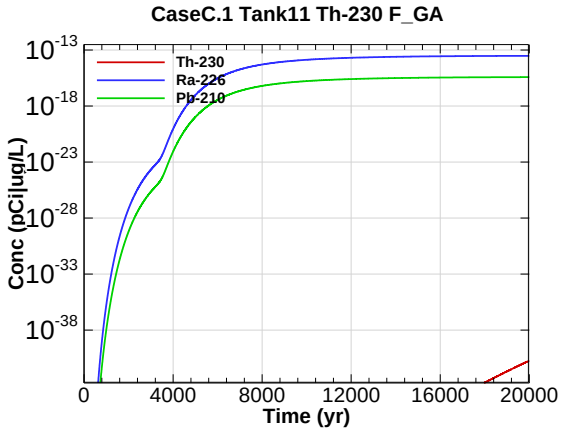

Figure S.1-144 - 100m Aquifer Concentration for CaseC.1 Tank11 Th-230 F_GA

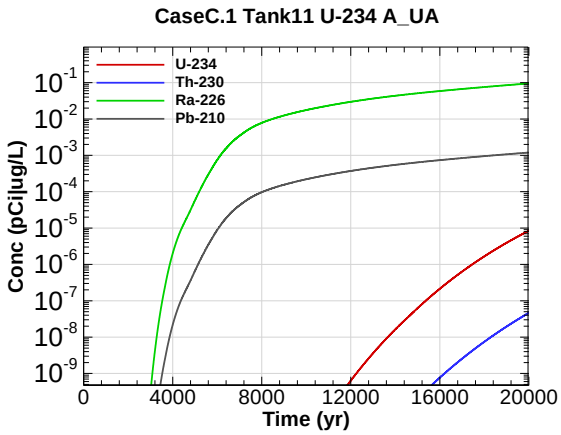

Figure S.1-145 - 100m Aquifer Concentration for CaseC.1 Tank11 U-234 A_UA

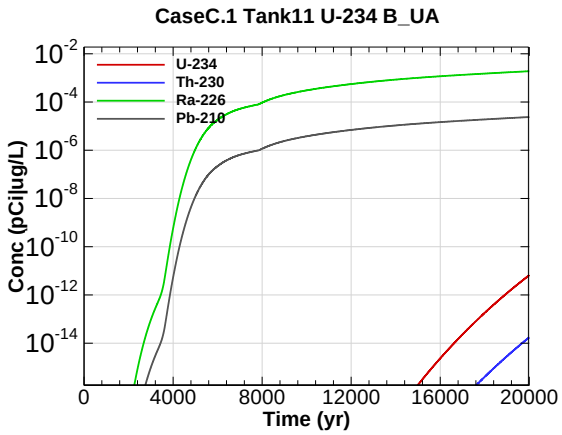

Figure S.1-146 - 100m Aquifer Concentration for CaseC.1 Tank11 U-234 B_UA

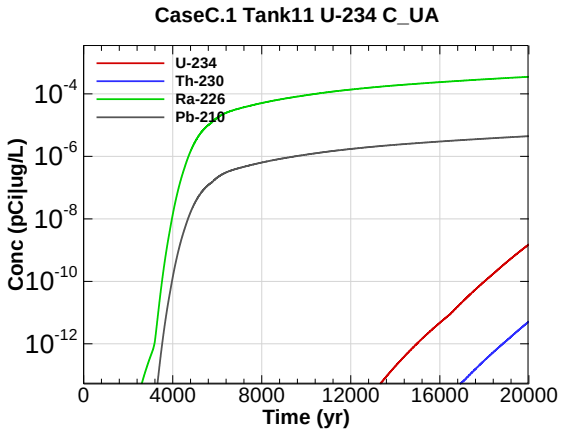

Figure S.1-147 - 100m Aquifer Concentration for CaseC.1 Tank11 U-234 C_UA

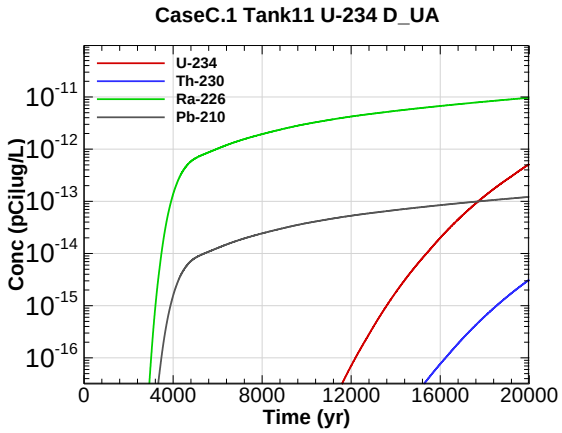

Figure S.1-148 - 100m Aquifer Concentration for CaseC.1 Tank11 U-234 D_UA

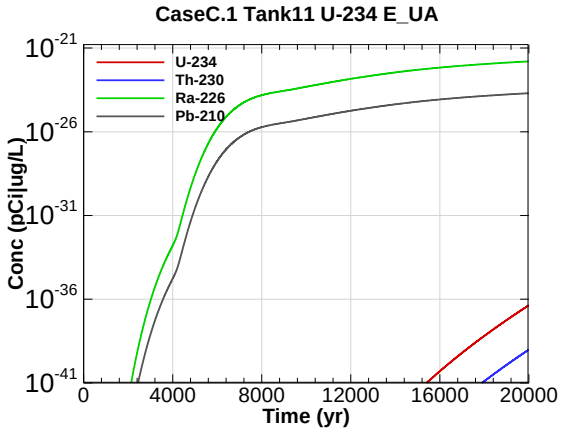

Figure S.1-149 - 100m Aquifer Concentration for CaseC.1 Tank11 U-234 E_UA

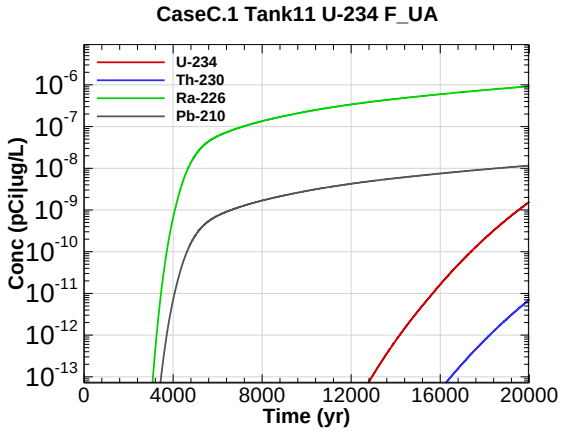

Figure S.1-150 - 100m Aquifer Concentration for CaseC.1 Tank11 U-234 F_UA

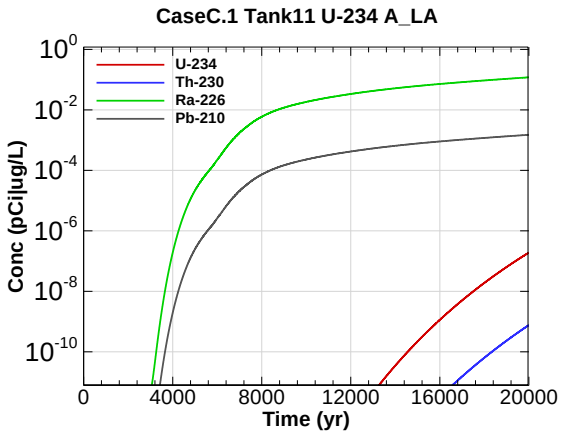

Figure S.1-151 - 100m Aquifer Concentration for CaseC.1 Tank11 U-234 A_LA

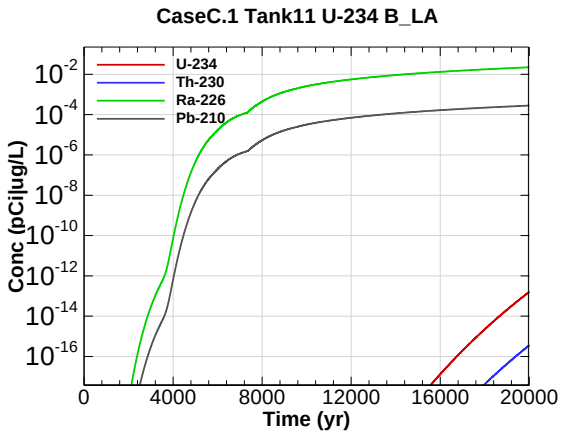

Figure S.1-152 - 100m Aquifer Concentration for CaseC.1 Tank11 U-234 B_LA

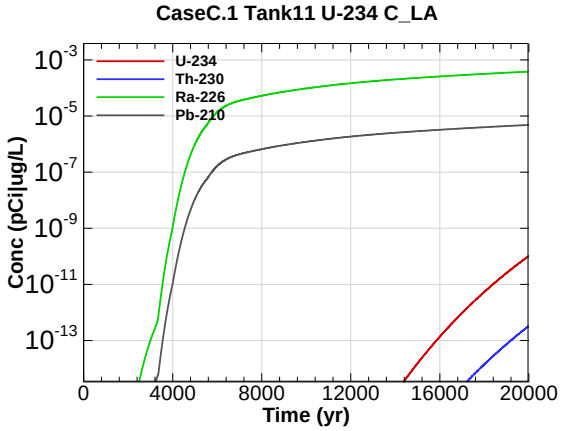

Figure S.1-153 - 100m Aquifer Concentration for CaseC.1 Tank11 U-234 C_LA

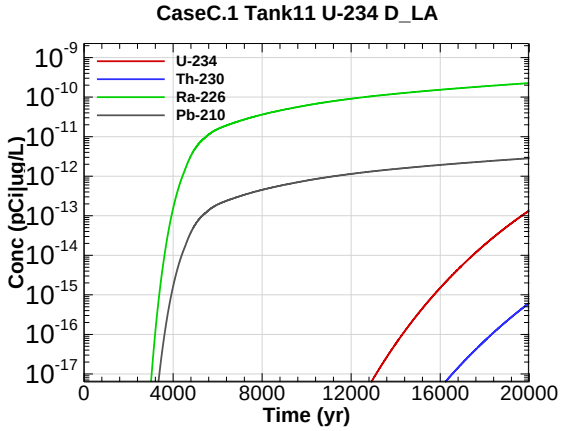

Figure S.1-154 - 100m Aquifer Concentration for CaseC.1 Tank11 U-234 D_LA

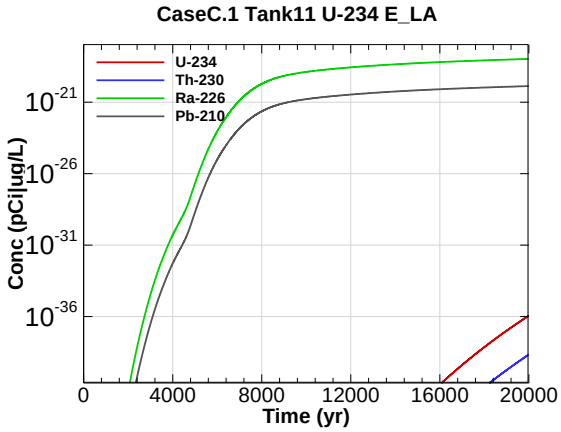

Figure S.1-155 - 100m Aquifer Concentration for CaseC.1 Tank11 U-234 E_LA

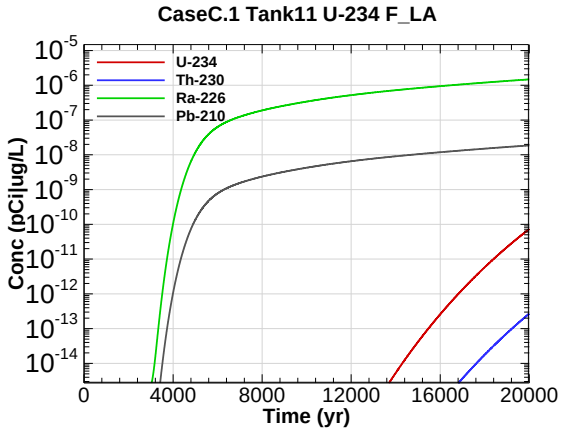

Figure S.1-156 - 100m Aquifer Concentration for CaseC.1 Tank11 U-234 F_LA

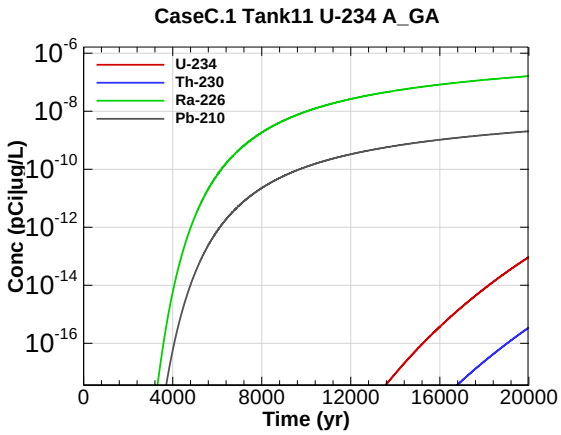

Figure S.1-157 - 100m Aquifer Concentration for CaseC.1 Tank11 U-234 A_GA

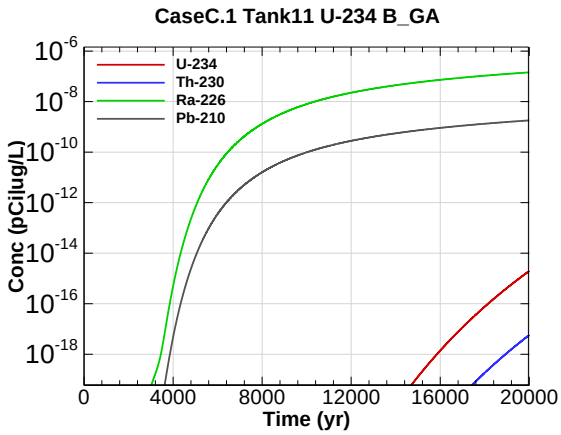

Figure S.1-158 - 100m Aquifer Concentration for CaseC.1 Tank11 U-234 B_GA

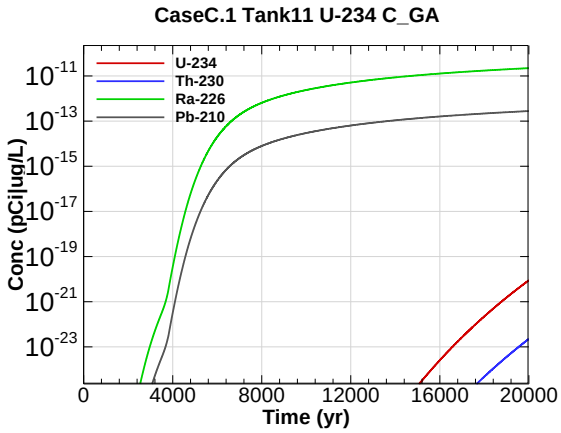

Figure S.1-159 - 100m Aquifer Concentration for CaseC.1 Tank11 U-234 C_GA

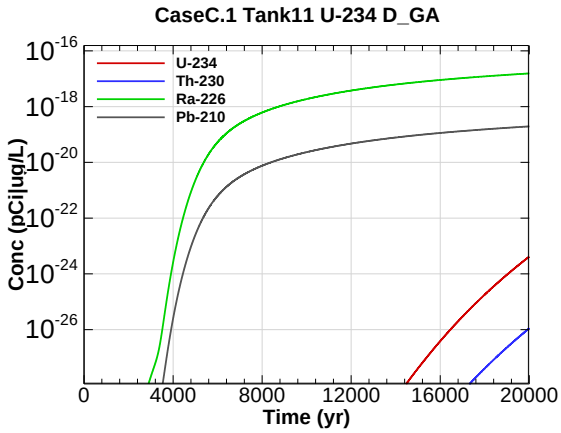

Figure S.1-160 - 100m Aquifer Concentration for CaseC.1 Tank11 U-234 D_GA

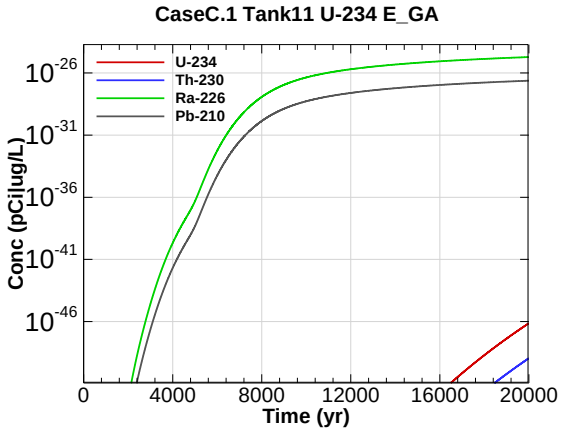

Figure S.1-161 - 100m Aquifer Concentration for CaseC.1 Tank11 U-234 E_GA

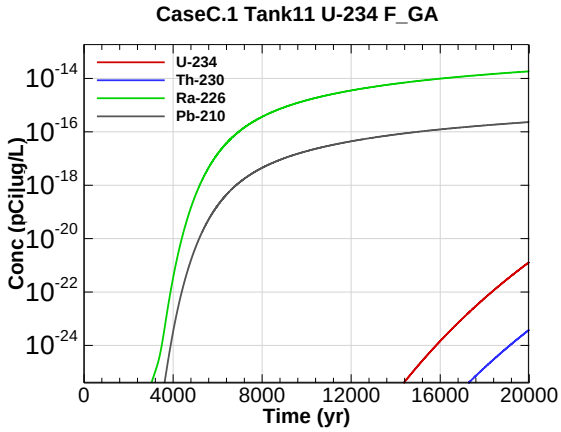

Figure S.1-162 - 100m Aquifer Concentration for CaseC.1 Tank11 U-234 F_GA

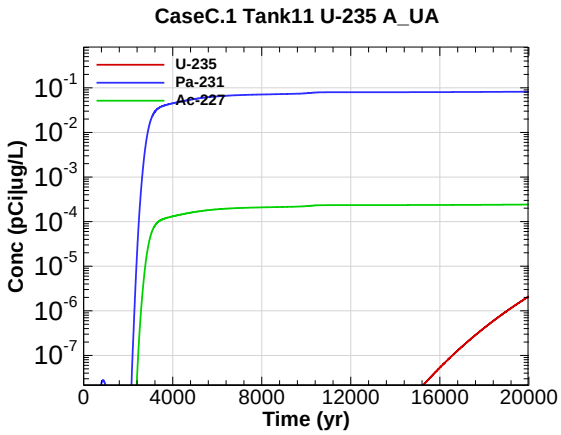

Figure S.1-163 - 100m Aquifer Concentration for CaseC.1 Tank11 U-235 A_UA

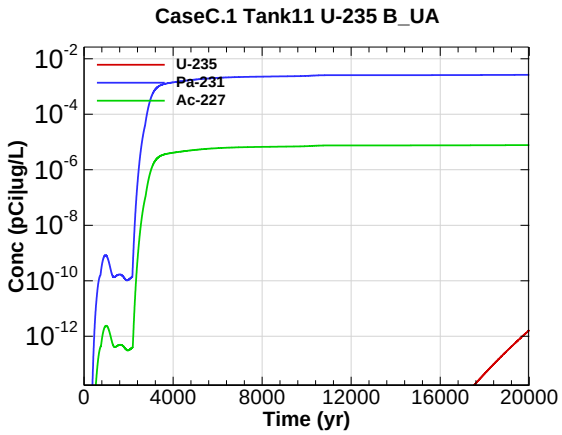

Figure S.1-164 - 100m Aquifer Concentration for CaseC.1 Tank11 U-235 B_UA

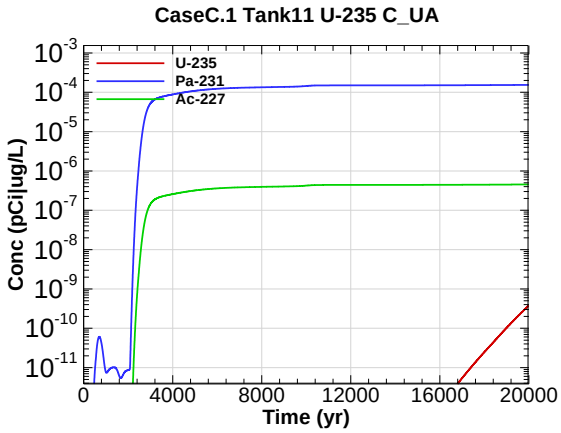

Figure S.1-165 - 100m Aquifer Concentration for CaseC.1 Tank11 U-235 C_UA

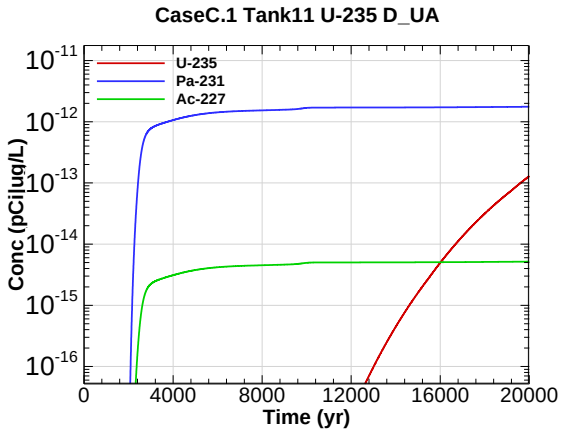

Figure S.1-166 - 100m Aquifer Concentration for CaseC.1 Tank11 U-235 D_UA

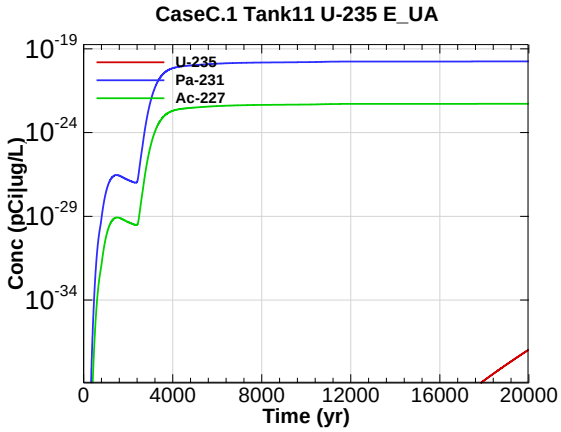

Figure S.1-167 - 100m Aquifer Concentration for CaseC.1 Tank11 U-235 E_UA

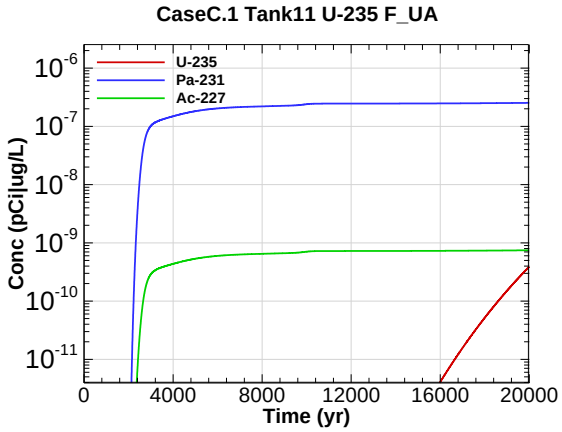

Figure S.1-168 - 100m Aquifer Concentration for CaseC.1 Tank11 U-235 F_UA

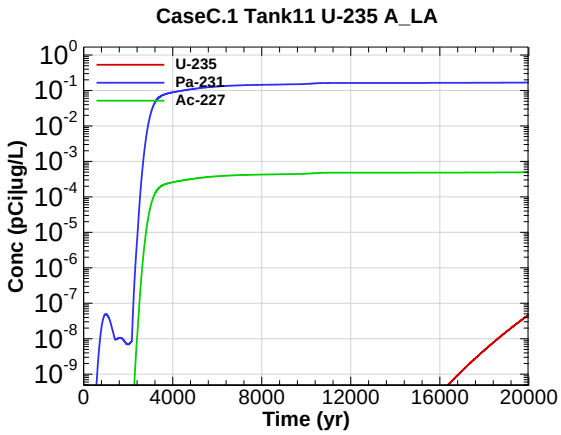

Figure S.1-169 - 100m Aquifer Concentration for CaseC.1 Tank11 U-235 A_LA

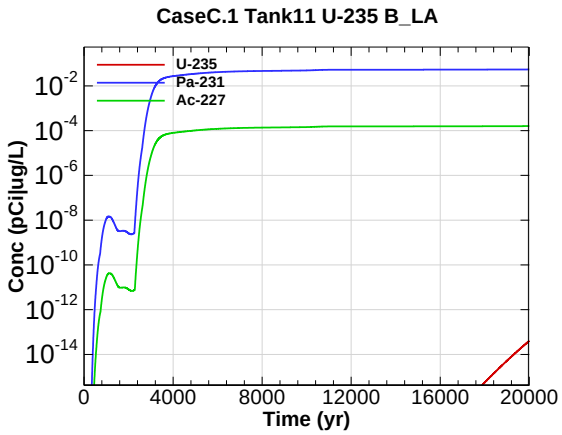

Figure S.1-170 - 100m Aquifer Concentration for CaseC.1 Tank11 U-235 B_LA

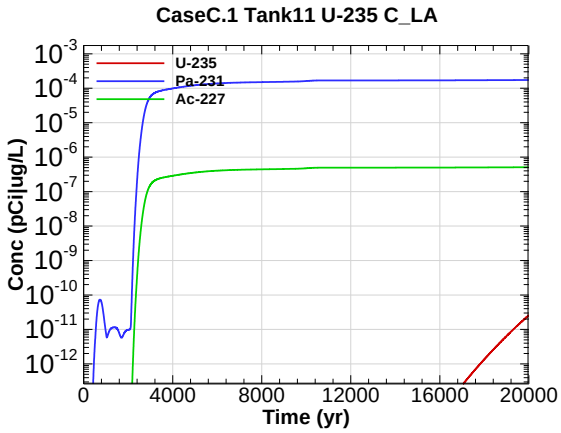

Figure S.1-171 - 100m Aquifer Concentration for CaseC.1 Tank11 U-235 C_LA

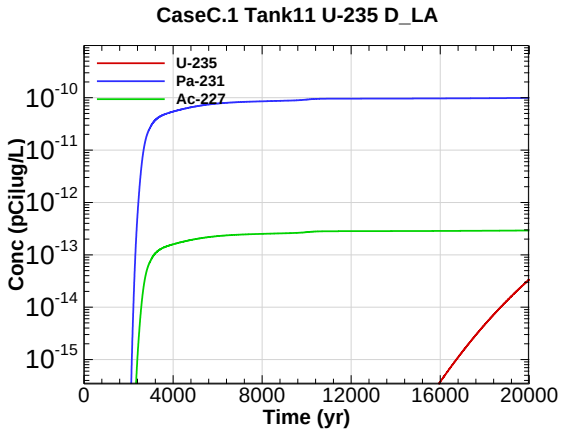

Figure S.1-172 - 100m Aquifer Concentration for CaseC.1 Tank11 U-235 D_LA

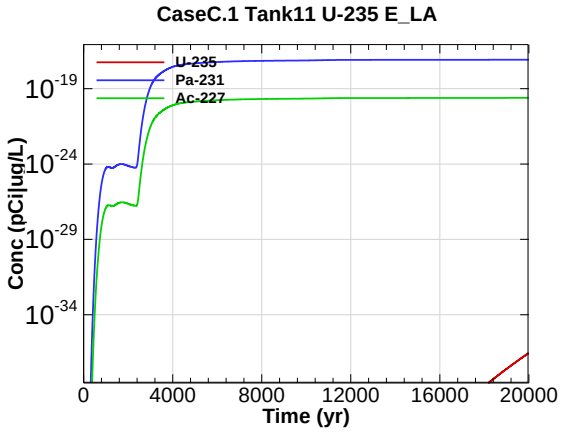

Figure S.1-173 - 100m Aquifer Concentration for CaseC.1 Tank11 U-235 E_LA

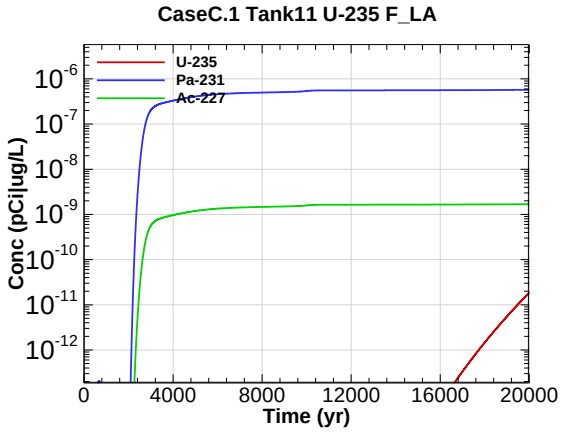

Figure S.1-174 - 100m Aquifer Concentration for CaseC.1 Tank11 U-235 F_LA

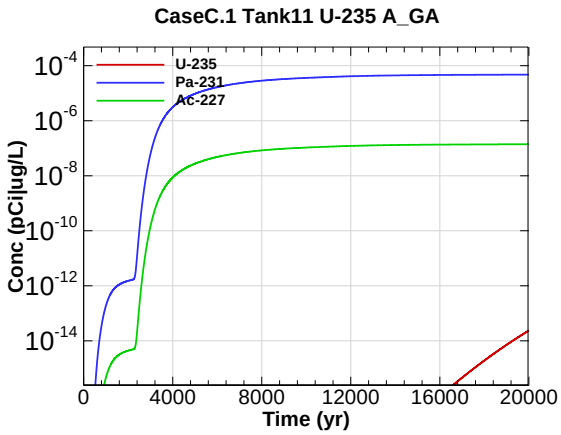

Figure S.1-175 - 100m Aquifer Concentration for CaseC.1 Tank11 U-235 A_GA

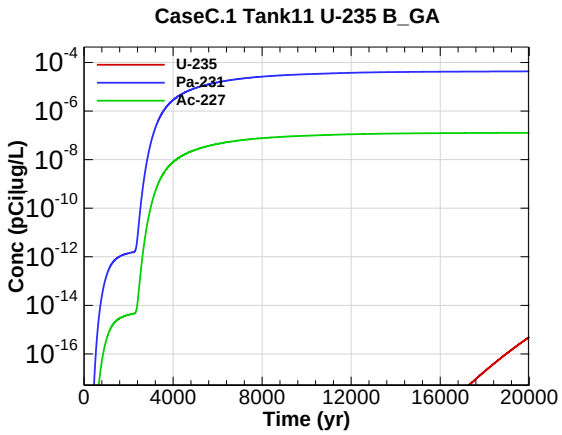

Figure S.1-176 - 100m Aquifer Concentration for CaseC.1 Tank11 U-235 B_GA

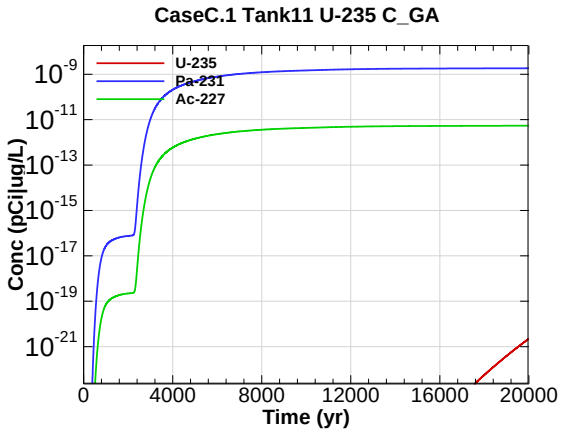

Figure S.1-177 - 100m Aquifer Concentration for CaseC.1 Tank11 U-235 C_GA

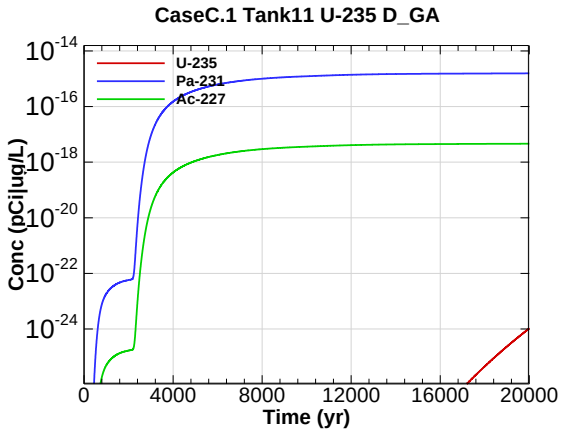

Figure S.1-178 - 100m Aquifer Concentration for CaseC.1 Tank11 U-235 D_GA

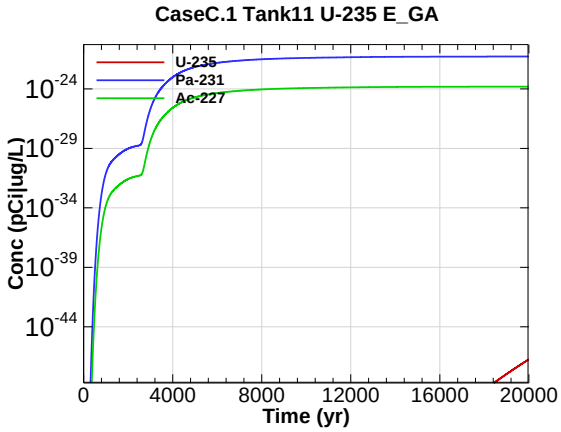

Figure S.1-179 - 100m Aquifer Concentration for CaseC.1 Tank11 U-235 E_GA

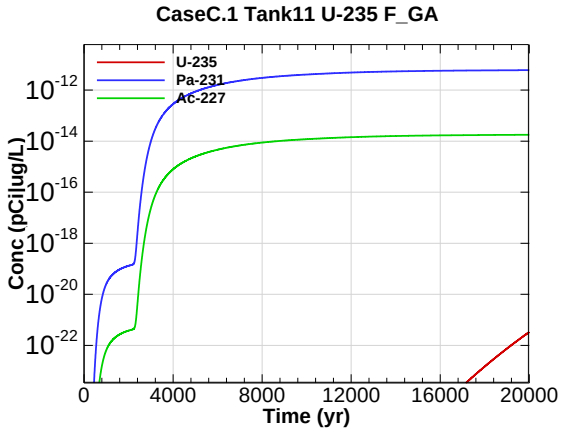

Figure S.1-180 - 100m Aquifer Concentration for CaseC.1 Tank11 U-235 F_GA

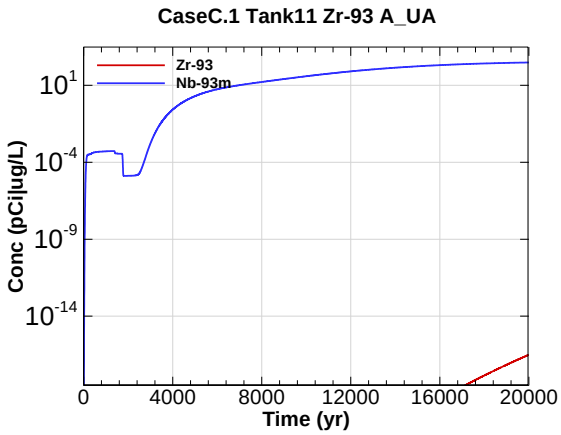

Figure S.1-181 - 100m Aquifer Concentration for CaseC.1 Tank11 Zr-93 A_UA

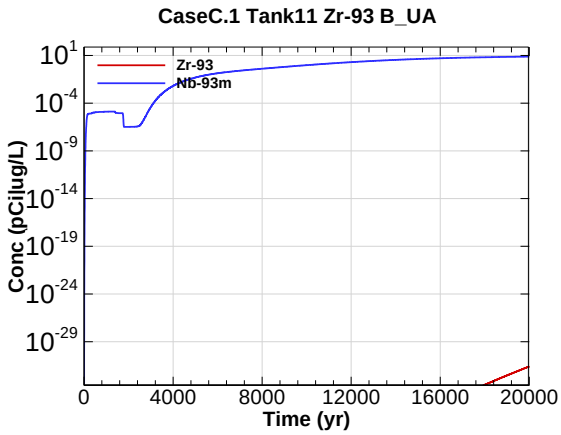

Figure S.1-182 - 100m Aquifer Concentration for CaseC.1 Tank11 Zr-93 B_UA

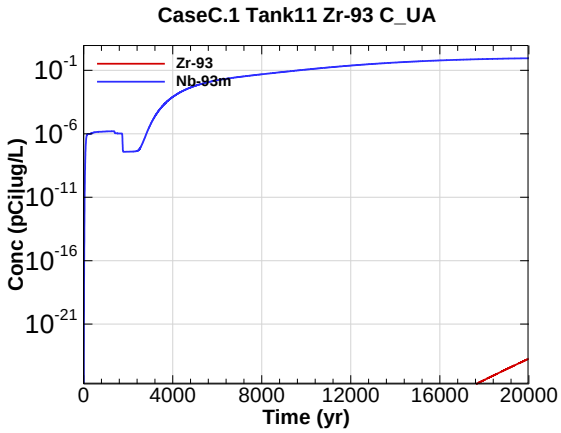

Figure S.1-183 - 100m Aquifer Concentration for CaseC.1 Tank11 Zr-93 C_UA

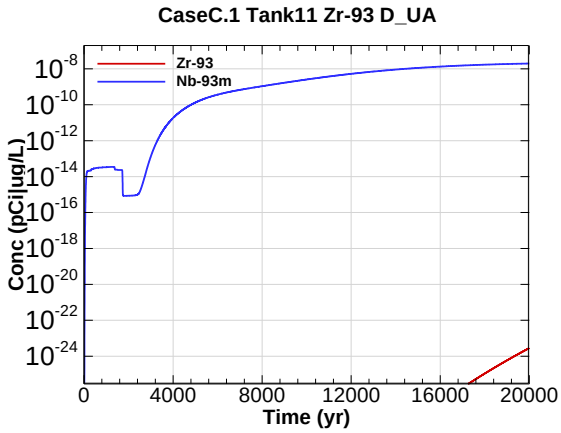

Figure S.1-184 - 100m Aquifer Concentration for CaseC.1 Tank11 Zr-93 D_UA

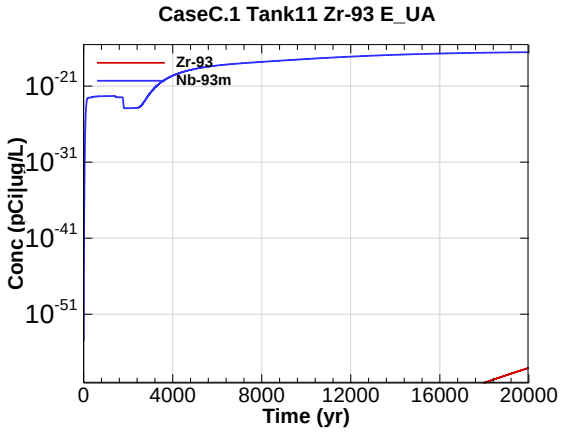

Figure S.1-185 - 100m Aquifer Concentration for CaseC.1 Tank11 Zr-93 E_UA

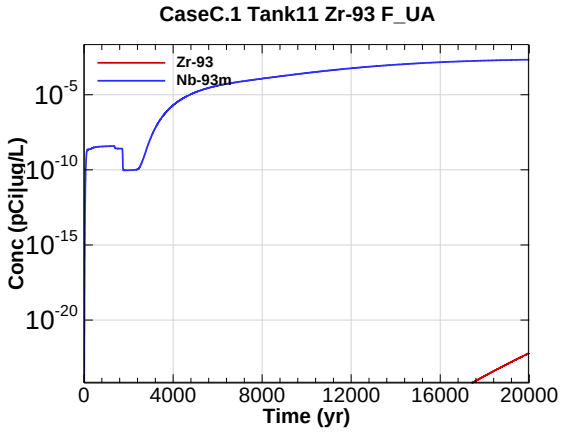

Figure S.1-186 - 100m Aquifer Concentration for CaseC.1 Tank11 Zr-93 F_UA

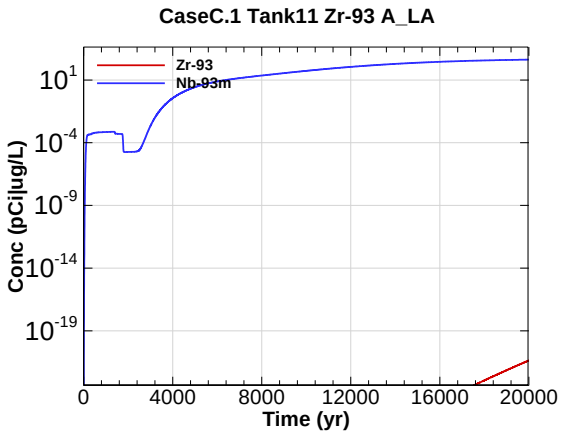

Figure S.1-187 - 100m Aquifer Concentration for CaseC.1 Tank11 Zr-93 A_LA

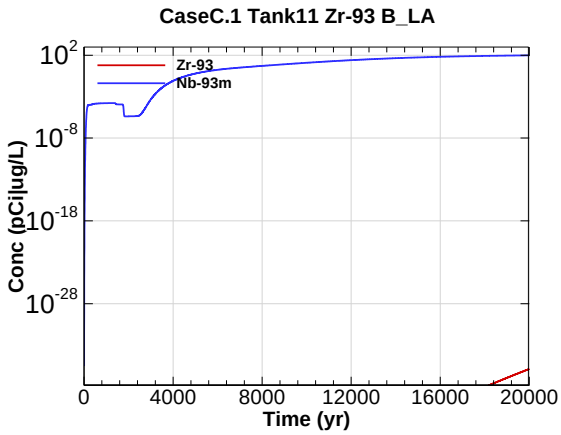

Figure S.1-188 - 100m Aquifer Concentration for CaseC.1 Tank11 Zr-93 B_LA

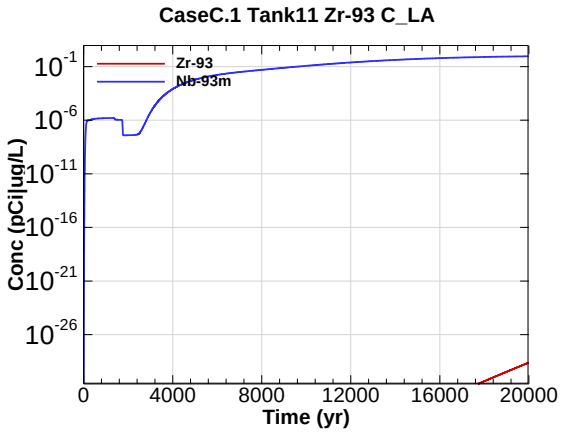

Figure S.1-189 - 100m Aquifer Concentration for CaseC.1 Tank11 Zr-93 C_LA

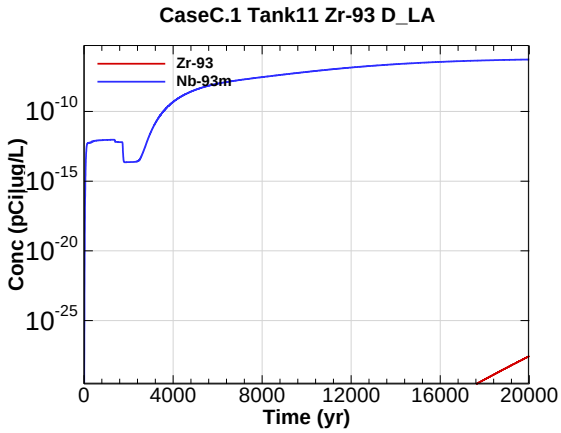

Figure S.1-190 - 100m Aquifer Concentration for CaseC.1 Tank11 Zr-93 D_LA

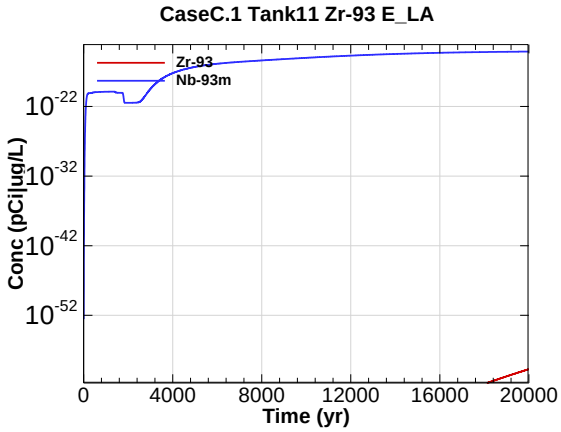

Figure S.1-191 - 100m Aquifer Concentration for CaseC.1 Tank11 Zr-93 E_LA

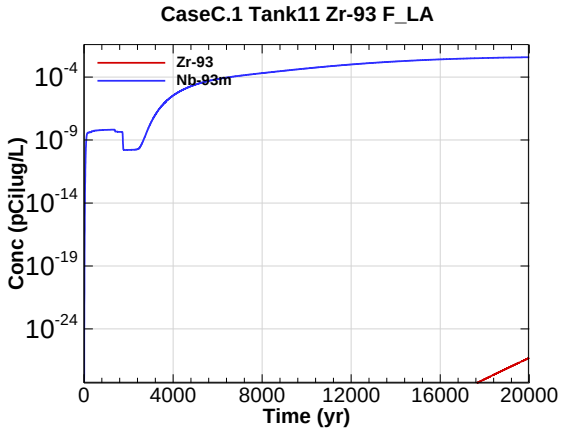

Figure S.1-192 - 100m Aquifer Concentration for CaseC.1 Tank11 Zr-93 F_LA

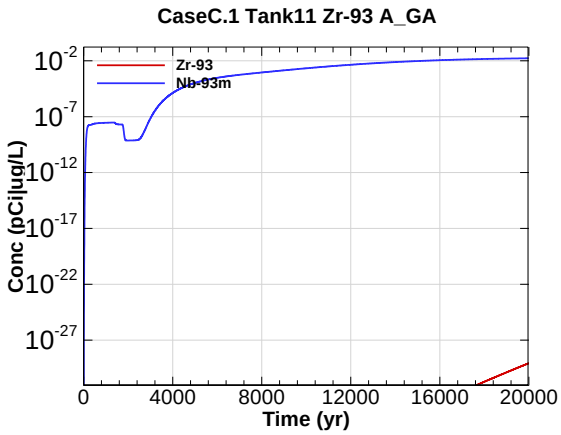

Figure S.1-193 - 100m Aquifer Concentration for CaseC.1 Tank11 Zr-93 A_GA

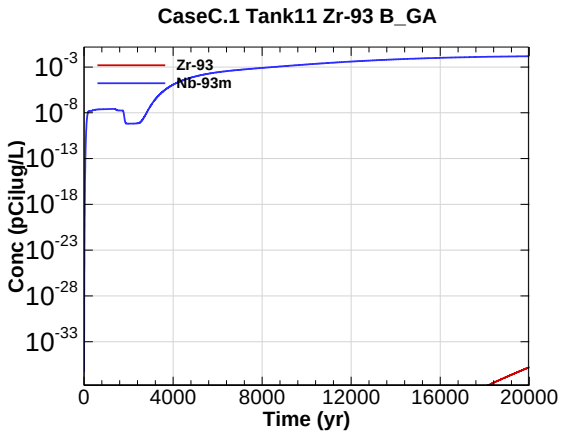

Figure S.1-194 - 100m Aquifer Concentration for CaseC.1 Tank11 Zr-93 B_GA

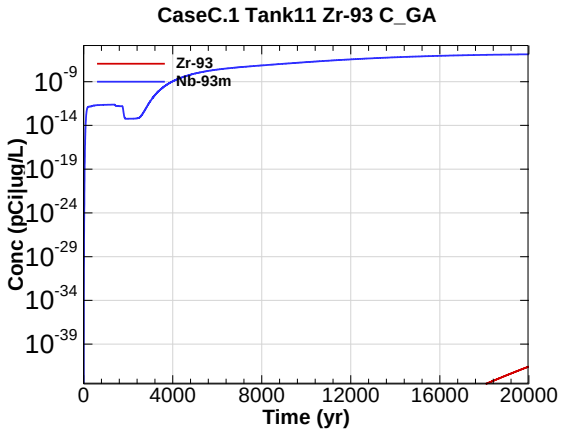

Figure S.1-195 - 100m Aquifer Concentration for CaseC.1 Tank11 Zr-93 C_GA

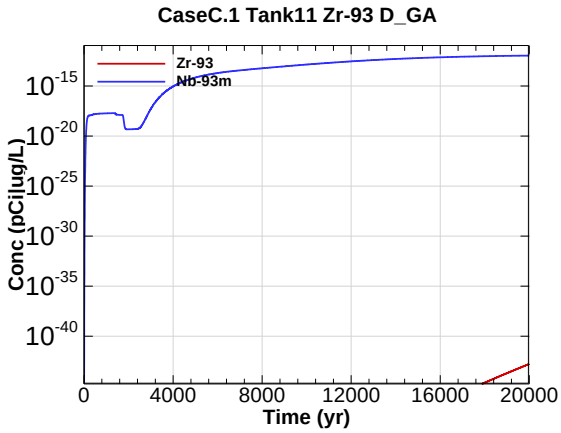

Figure S.1-196 - 100m Aquifer Concentration for CaseC.1 Tank11 Zr-93 D_GA

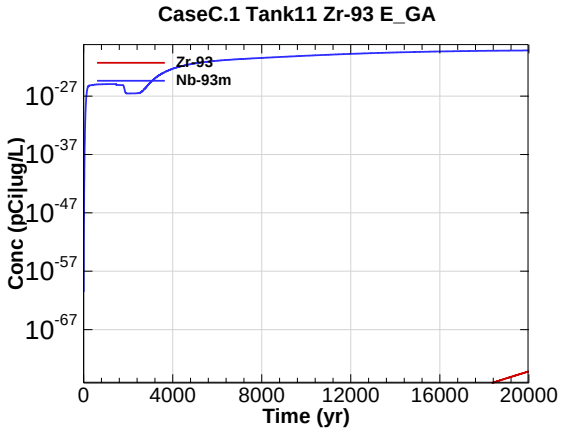

Figure S.1-197 - 100m Aquifer Concentration for CaseC.1 Tank11 Zr-93 E_GA

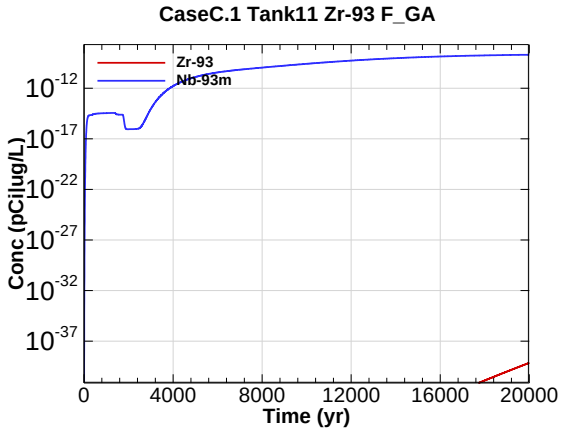

Figure S.1-198 - 100m Aquifer Concentration for CaseC.1 Tank11 Zr-93 F_GA

Appendix S.2

100-METER SENSISTIVITY RUN RADIONUCLIDE CONCENTRATIONS FOR CASE C LINER FAILURE VARIABILITY

TYPE I, EARLY LINER FAILURE TIME, CASE C

Appendix S.2 contains curves showing the 100-meter radiological concentrations (sensitivity run radionuclides only) for liner failure variability for Type I tanks (Tank 11) with early liner failure time for all of HTF (waste tank and ancillary equipment inventories) for Case C. Results for 20,000-year concentrations are presented from the three aquifers of concern (Upper Three Runs Aquifer - Upper Zone, Upper Three Runs Aquifer - Lower Zone, and Gordon Aquifer) for Sectors A through F.

Graph heading example "CaseC.2_Tank 11 All Am-241 A_UA"

Key

CaseC.2 = scenario case/configuration
Tank 11 = period is over 20,000 years
All = all HTF inventory sources
Am-241 = radionuclide of concern
A = sector of concern (see sector map with stream traces)
UA = aquifer of concern
UA = Upper Three Runs Aquifer – Upper Zone
LA = Upper Three Runs Aquifer – Lower Zone
GA = Gordon Aquifer

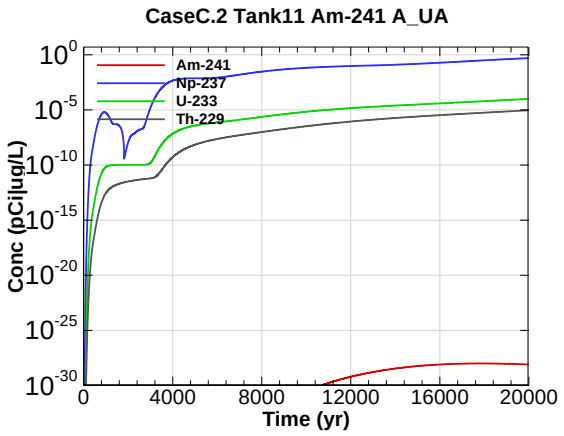

Figure S.2-1 - 100m Aquifer Concentration for CaseC.2 Tank11 Am-241 A_UA

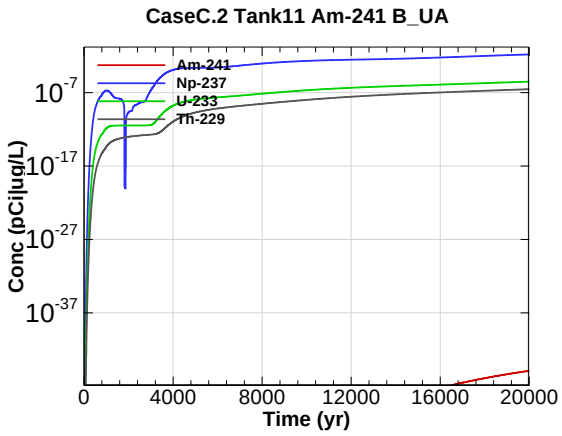

Figure S.2-2 - 100m Aquifer Concentration for CaseC.2 Tank11 Am-241 B_UA

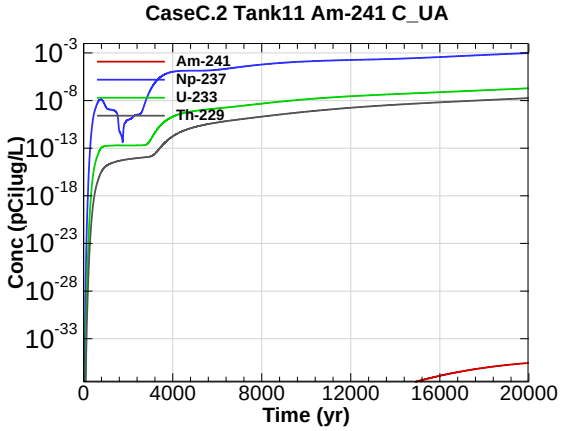

Figure S.2-3 - 100m Aquifer Concentration for CaseC.2 Tank11 Am-241 C_UA

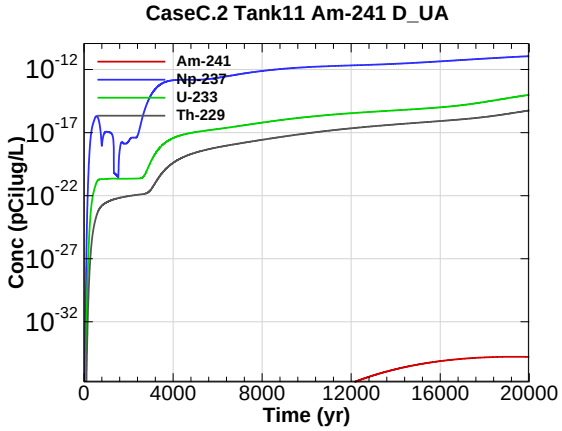

Figure S.2-4 - 100m Aquifer Concentration for CaseC.2 Tank11 Am-241 D_UA

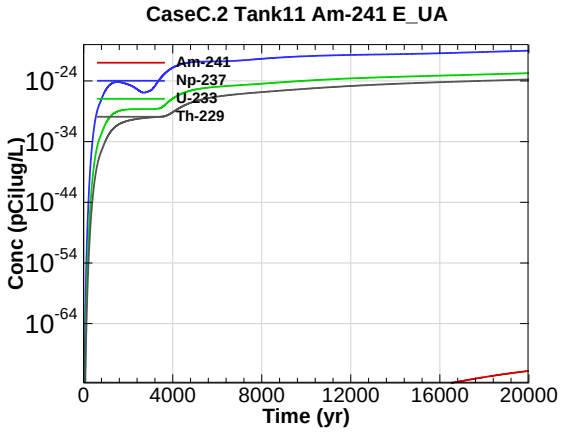

Figure S.2-5 - 100m Aquifer Concentration for CaseC.2 Tank11 Am-241 E_UA

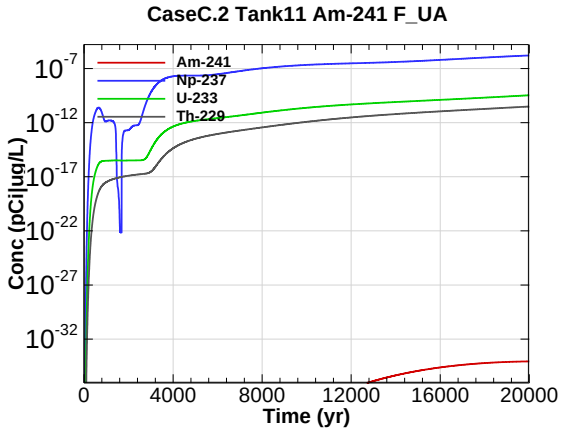

Figure S.2-6 - 100m Aquifer Concentration for CaseC.2 Tank11 Am-241 F_UA

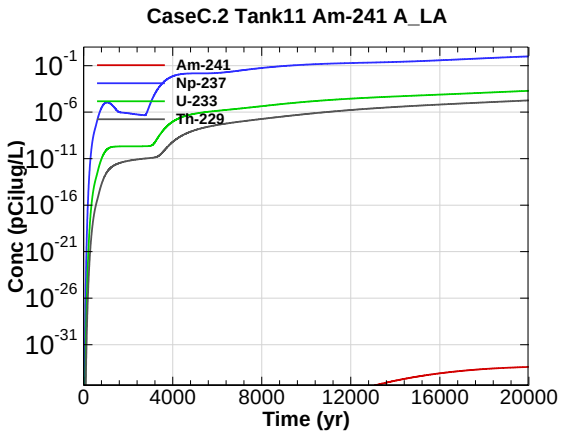

Figure S.2-7 - 100m Aquifer Concentration for CaseC.2 Tank11 Am-241 A_LA

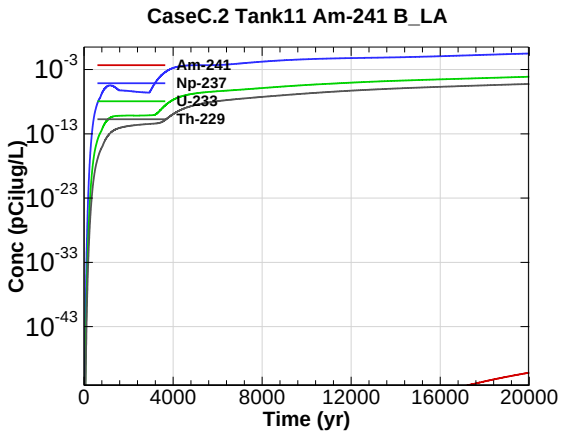

Figure S.2-8 - 100m Aquifer Concentration for CaseC.2 Tank11 Am-241 B_LA

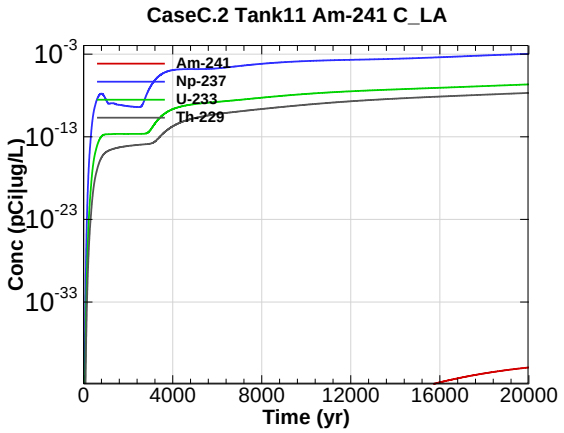

Figure S.2-9 - 100m Aquifer Concentration for CaseC.2 Tank11 Am-241 C_LA

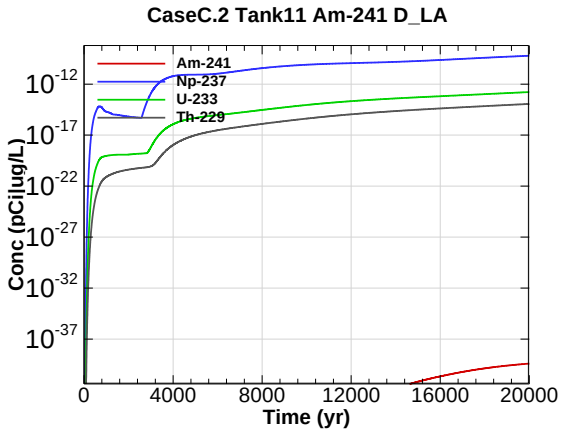

Figure S.2-10 - 100m Aquifer Concentration for CaseC.2 Tank11 Am-241 D_LA

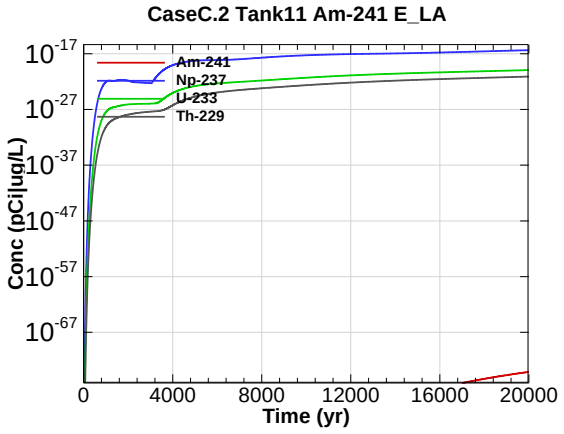

Figure S.2-11 - 100m Aquifer Concentration for CaseC.2 Tank11 Am-241 E_LA

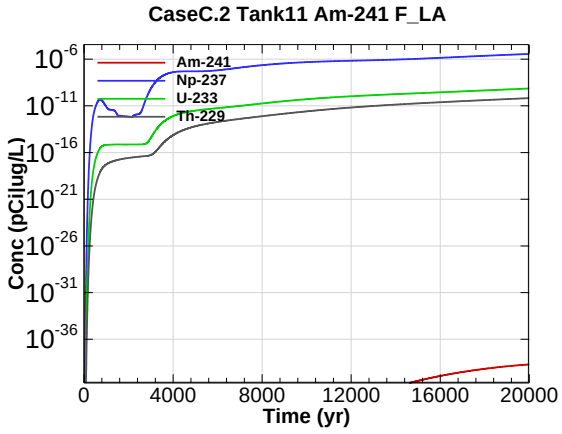

Figure S.2-12 - 100m Aquifer Concentration for CaseC.2 Tank11 Am-241 F_LA

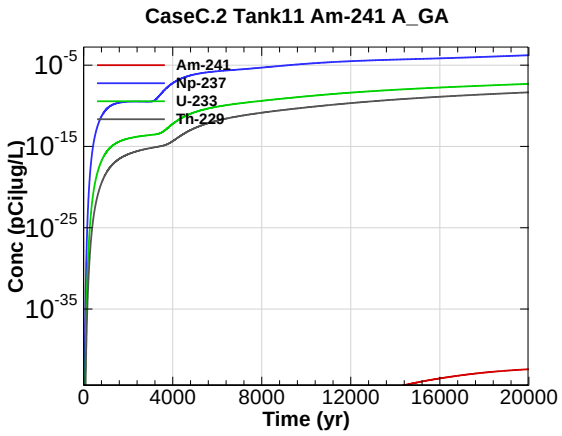

Figure S.2-13 - 100m Aquifer Concentration for CaseC.2 Tank11 Am-241 A_GA

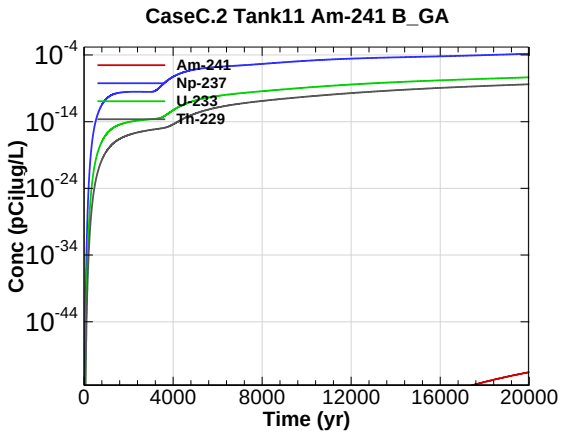

Figure S.2-14 - 100m Aquifer Concentration for CaseC.2 Tank11 Am-241 B_GA

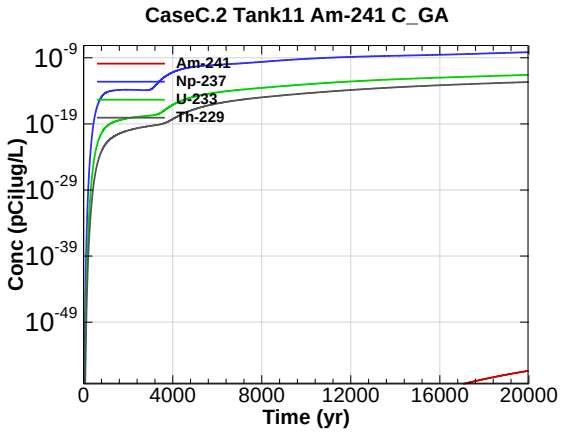

Figure S.2-15 - 100m Aquifer Concentration for CaseC.2 Tank11 Am-241 C_GA

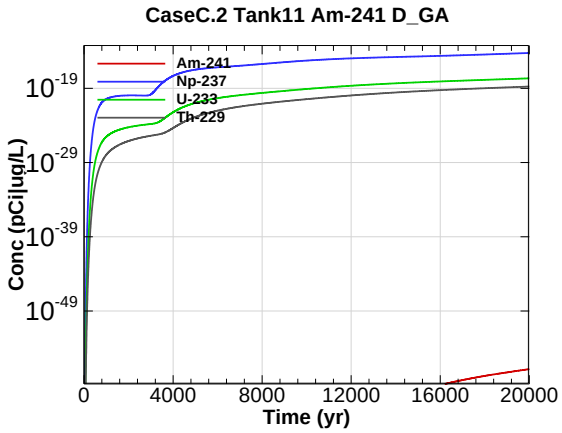

Figure S.2-16 - 100m Aquifer Concentration for CaseC.2 Tank11 Am-241 D_GA

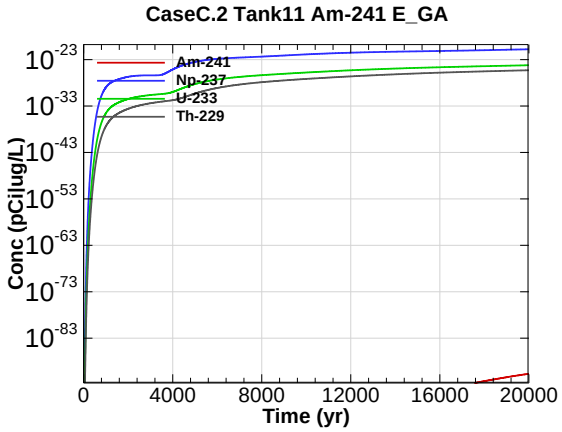

Figure S.2-17 - 100m Aquifer Concentration for CaseC.2 Tank11 Am-241 E_GA

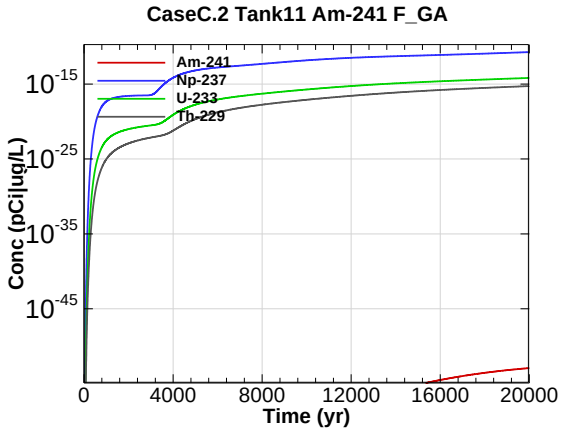

Figure S.2-18 - 100m Aquifer Concentration for CaseC.2 Tank11 Am-241 F_GA

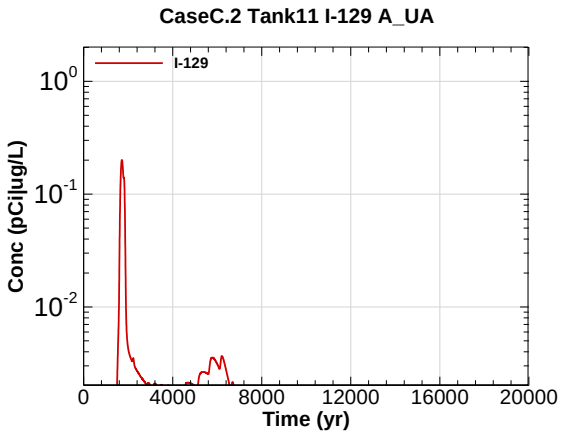

Figure S.2-19 - 100m Aquifer Concentration for CaseC.2 Tank11 I-129 A_UA

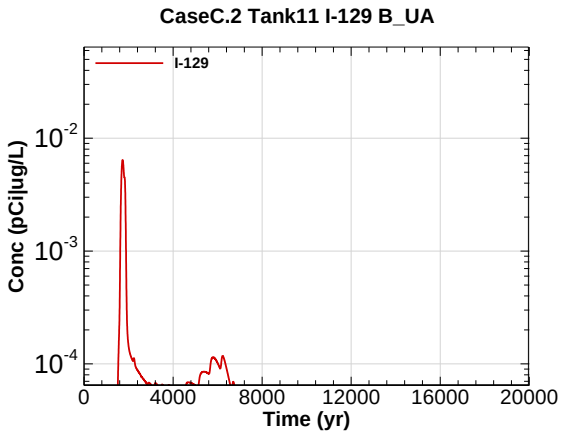

Figure S.2-20 - 100m Aquifer Concentration for CaseC.2 Tank11 I-129 B_UA

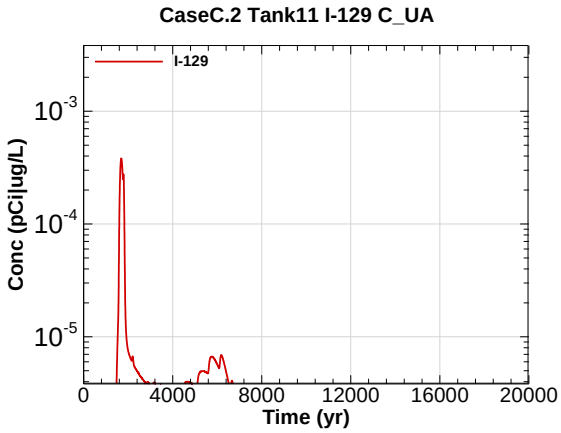

Figure S.2-21 - 100m Aquifer Concentration for CaseC.2 Tank11 I-129 C_UA

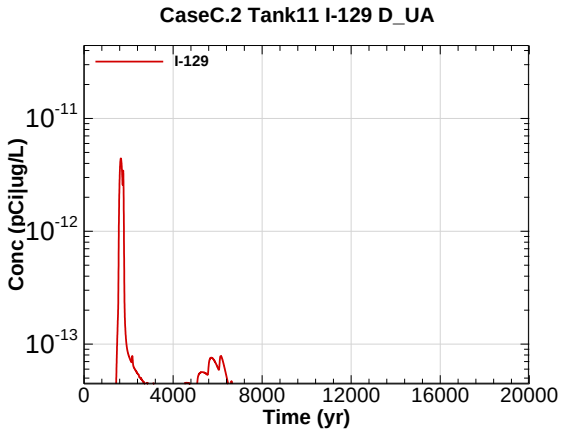

Figure S.2-22 - 100m Aquifer Concentration for CaseC.2 Tank11 I-129 D_UA

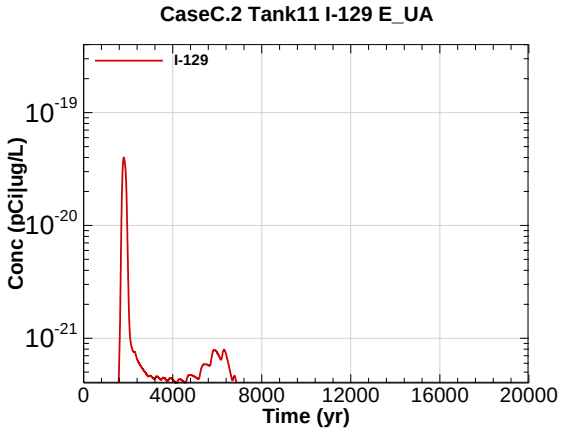

Figure S.2-23 - 100m Aquifer Concentration for CaseC.2 Tank11 I-129 E_UA

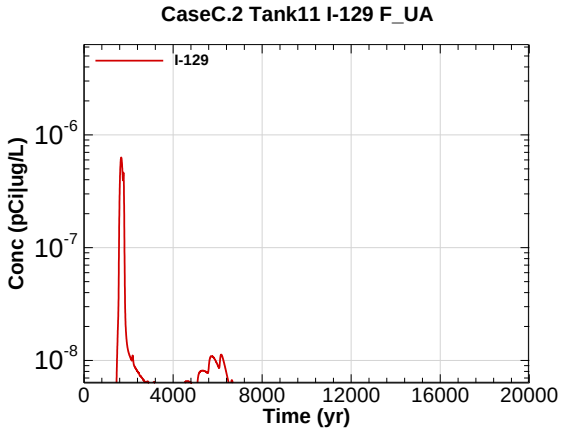

Figure S.2-24 - 100m Aquifer Concentration for CaseC.2 Tank11 I-129 F_UA

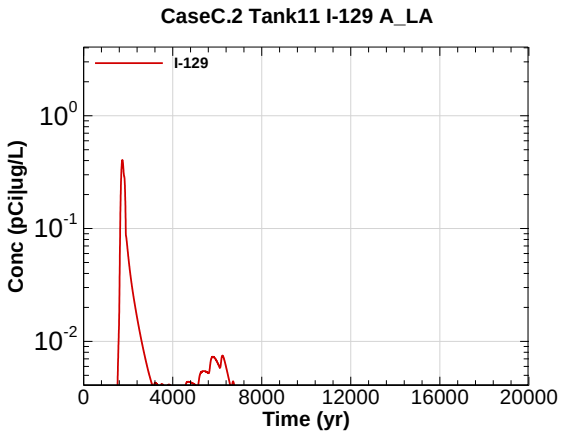

Figure S.2-25 - 100m Aquifer Concentration for CaseC.2 Tank11 I-129 A_LA

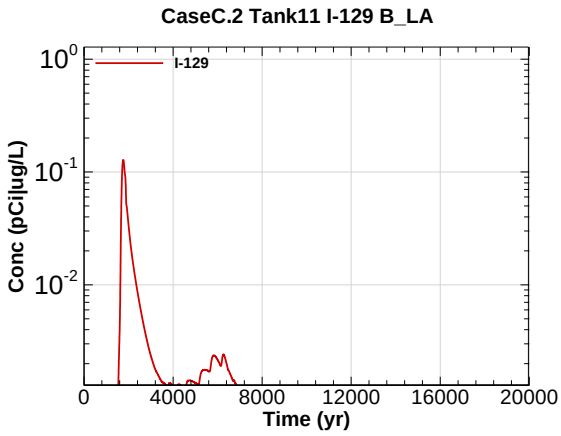

Figure S.2-26 - 100m Aquifer Concentration for CaseC.2 Tank11 I-129 B_LA

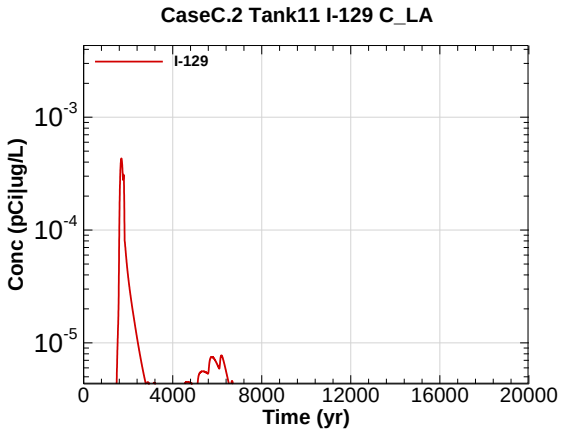

Figure S.2-27 - 100m Aquifer Concentration for CaseC.2 Tank11 I-129 C_LA

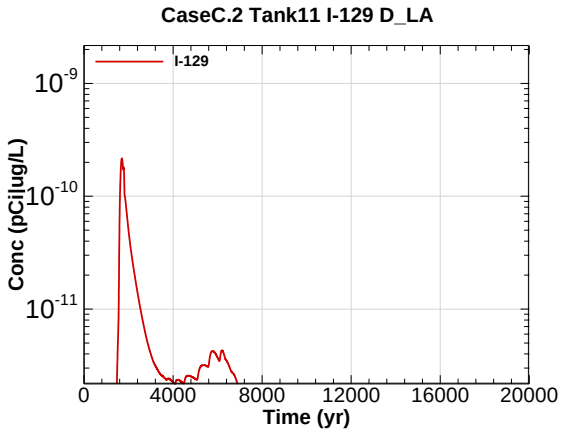

Figure S.2-28 - 100m Aquifer Concentration for CaseC.2 Tank11 I-129 D_LA

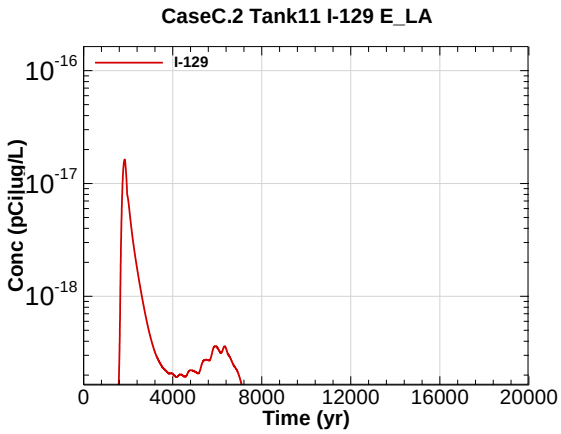

Figure S.2-29 - 100m Aquifer Concentration for CaseC.2 Tank11 I-129 E_LA

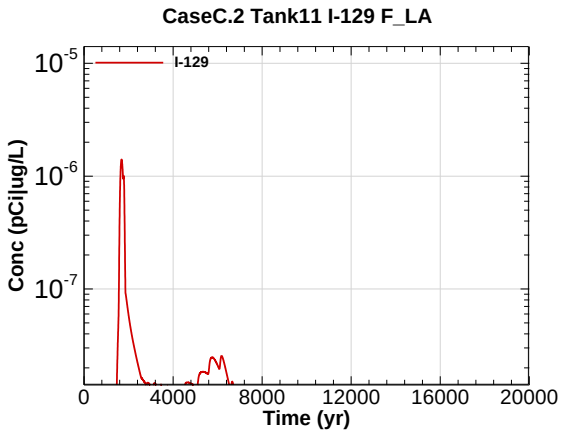

Figure S.2-30 - 100m Aquifer Concentration for CaseC.2 Tank11 I-129 F_LA

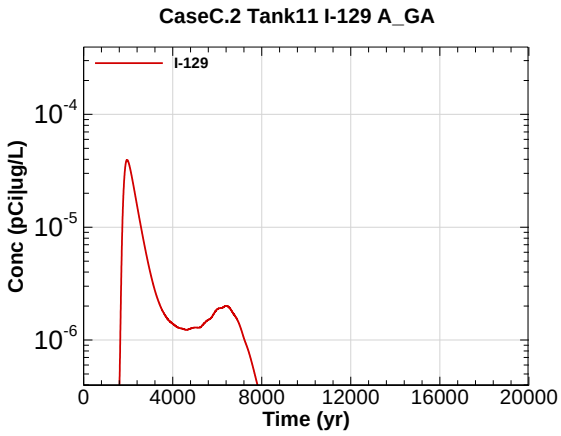

Figure S.2-31 - 100m Aquifer Concentration for CaseC.2 Tank11 I-129 A_GA

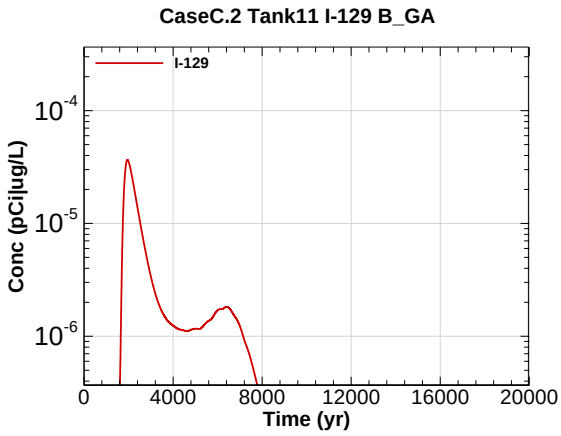

Figure S.2-32 - 100m Aquifer Concentration for CaseC.2 Tank11 I-129 B_GA

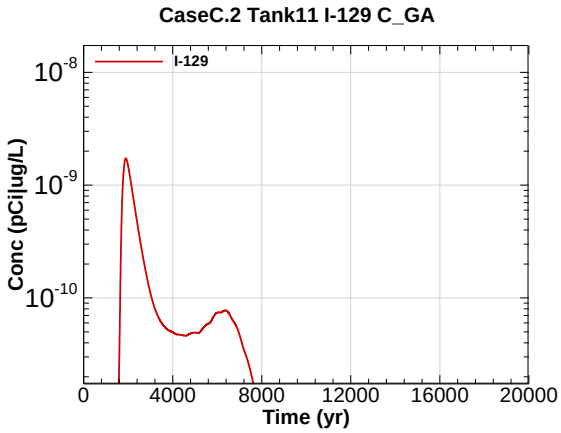

Figure S.2-33 - 100m Aquifer Concentration for CaseC.2 Tank11 I-129 C_GA

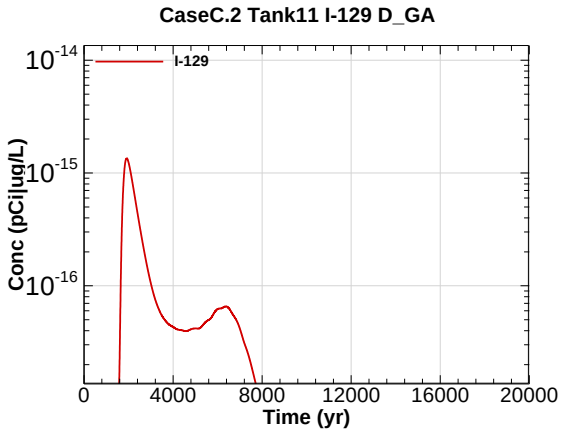

Figure S.2-34 - 100m Aquifer Concentration for CaseC.2 Tank11 I-129 D_GA

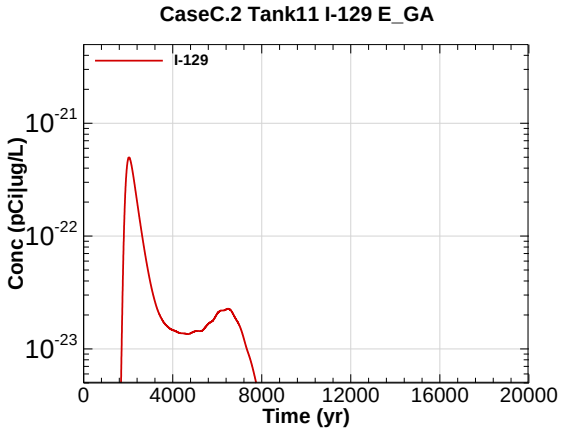

Figure S.2-35 - 100m Aquifer Concentration for CaseC.2 Tank11 I-129 E_GA

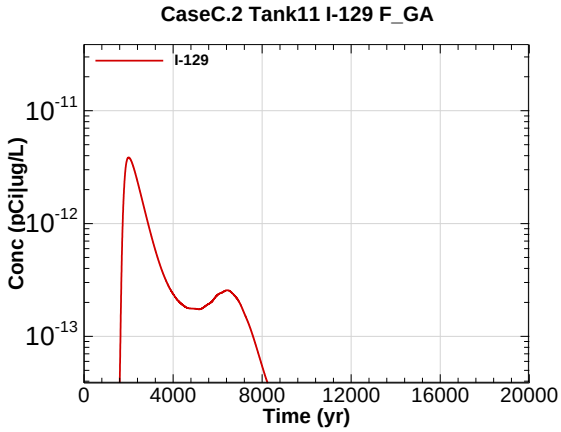

Figure S.2-36 - 100m Aquifer Concentration for CaseC.2 Tank11 I-129 F_GA

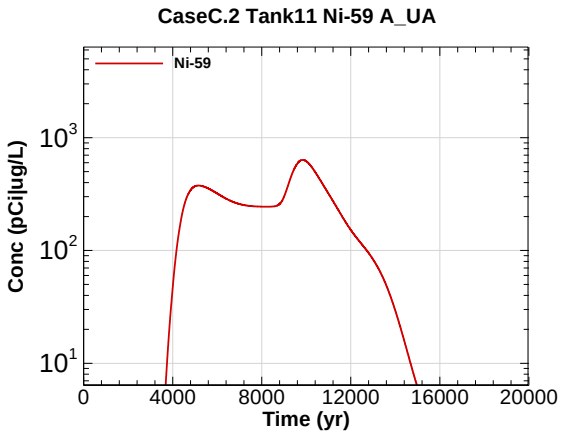

Figure S.2-37 - 100m Aquifer Concentration for CaseC.2 Tank11 Ni-59 A_UA

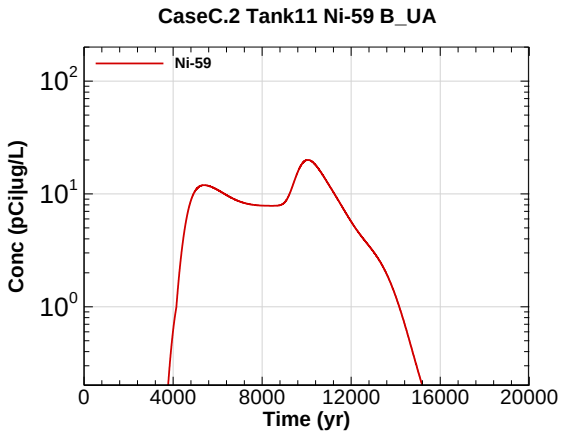

Figure S.2-38 - 100m Aquifer Concentration for CaseC.2 Tank11 Ni-59 B_UA

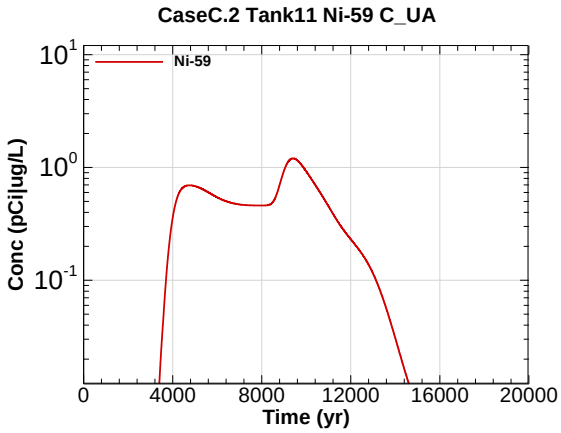

Figure S.2-39 - 100m Aquifer Concentration for CaseC.2 Tank11 Ni-59 C_UA

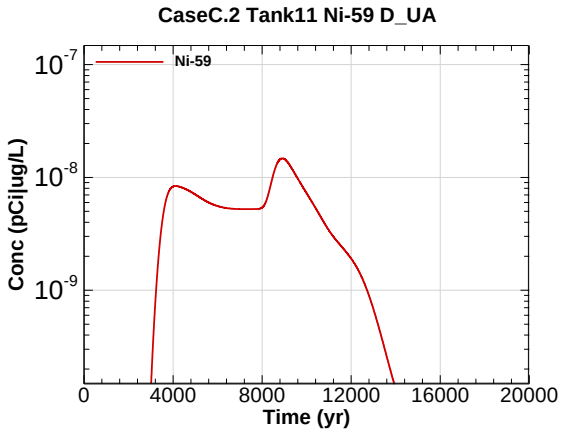

Figure S.2-40 - 100m Aquifer Concentration for CaseC.2 Tank11 Ni-59 D_UA

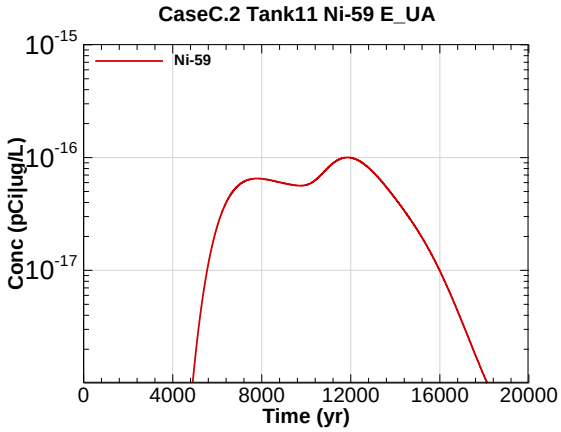

Figure S.2-41 - 100m Aquifer Concentration for CaseC.2 Tank11 Ni-59 E_UA

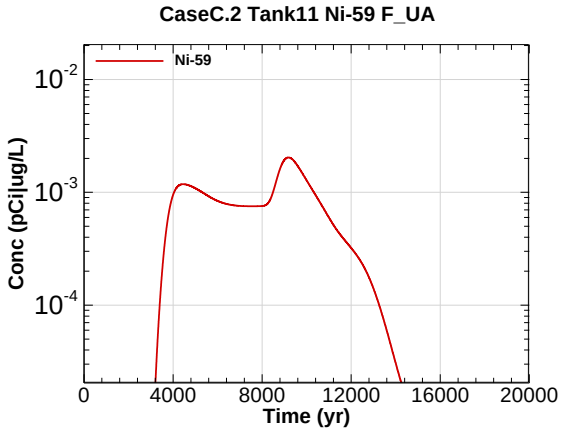

Figure S.2-42 - 100m Aquifer Concentration for CaseC.2 Tank11 Ni-59 F_UA

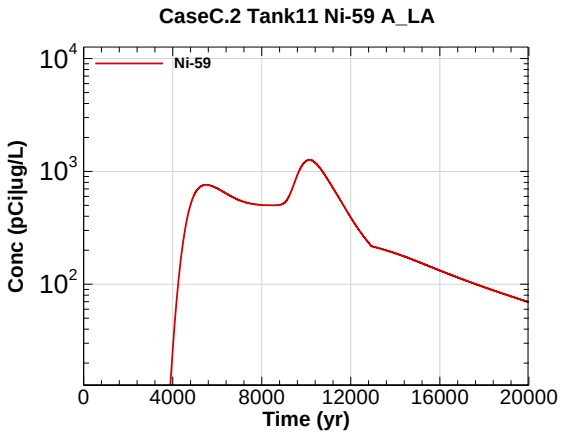

Figure S.2-43 - 100m Aquifer Concentration for CaseC.2 Tank11 Ni-59 A_LA

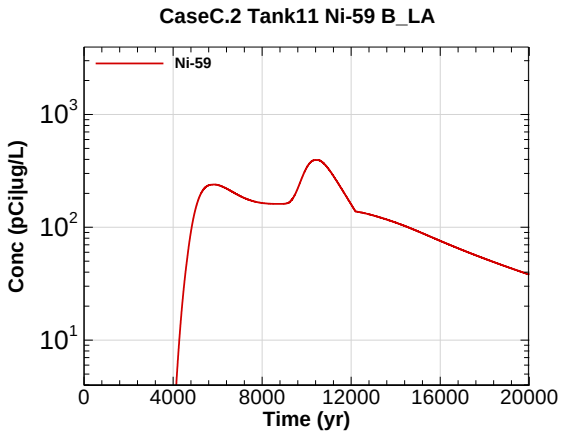

Figure S.2-44 - 100m Aquifer Concentration for CaseC.2 Tank11 Ni-59 B_LA

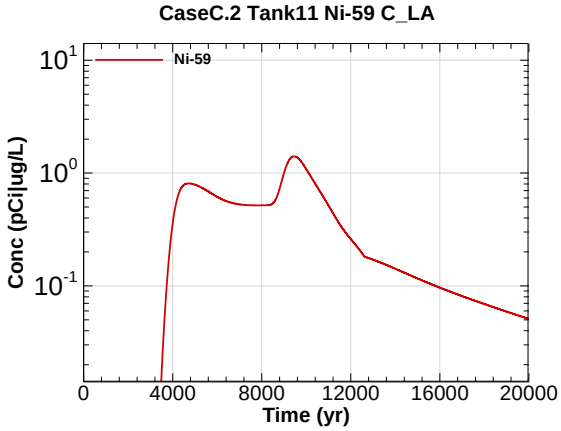

Figure S.2-45 - 100m Aquifer Concentration for CaseC.2 Tank11 Ni-59 C_LA

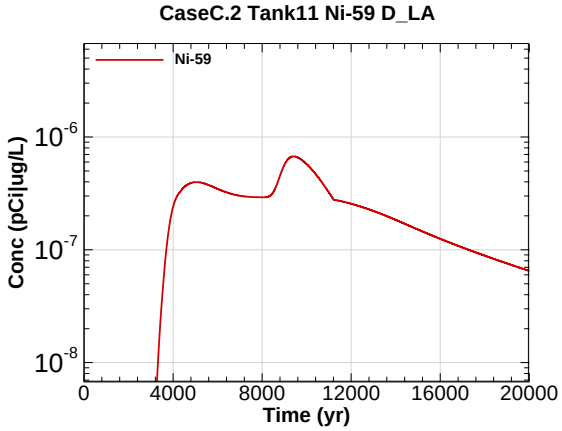

Figure S.2-46 - 100m Aquifer Concentration for CaseC.2 Tank11 Ni-59 D_LA

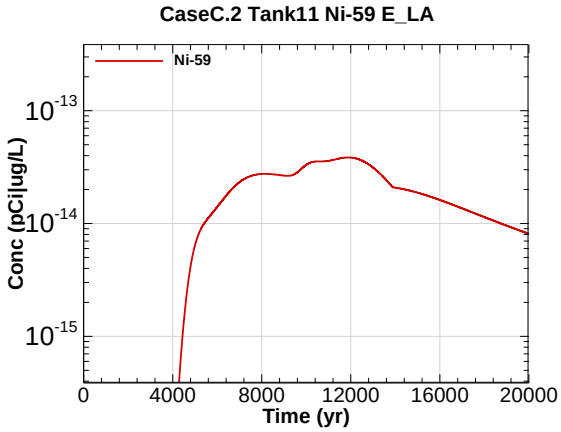

Figure S.2-47 - 100m Aquifer Concentration for CaseC.2 Tank11 Ni-59 E_LA

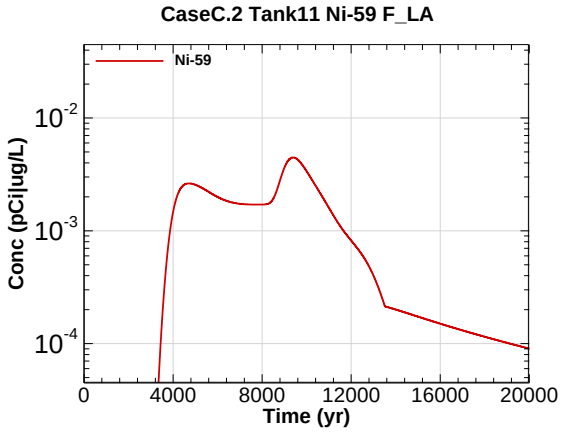

Figure S.2-48 - 100m Aquifer Concentration for CaseC.2 Tank11 Ni-59 F_LA

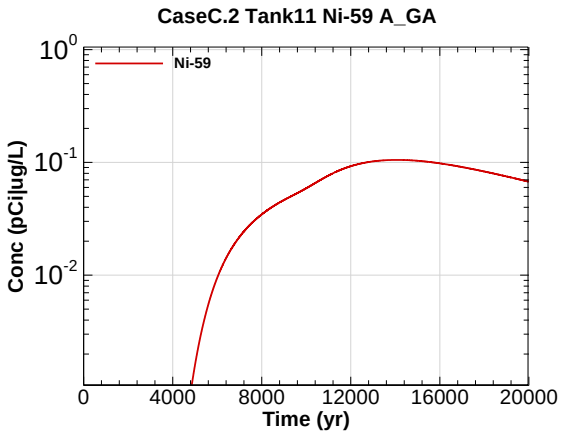

Figure S.2-49 - 100m Aquifer Concentration for CaseC.2 Tank11 Ni-59 A_GA

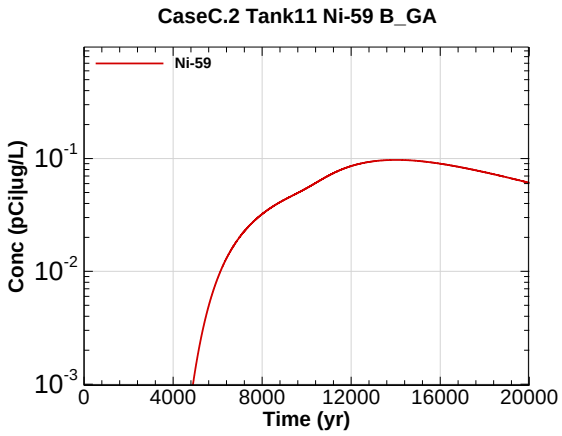

Figure S.2-50 - 100m Aquifer Concentration for CaseC.2 Tank11 Ni-59 B_GA

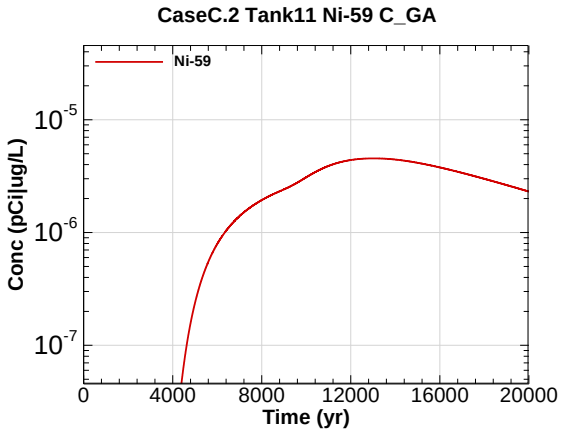

Figure S.2-51 - 100m Aquifer Concentration for CaseC.2 Tank11 Ni-59 C_GA

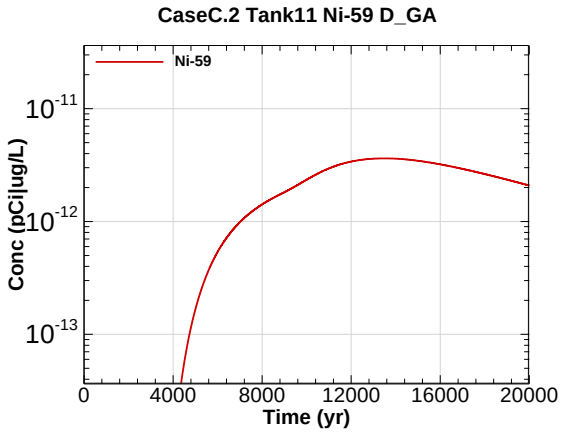

Figure S.2-52 - 100m Aquifer Concentration for CaseC.2 Tank11 Ni-59 D_GA

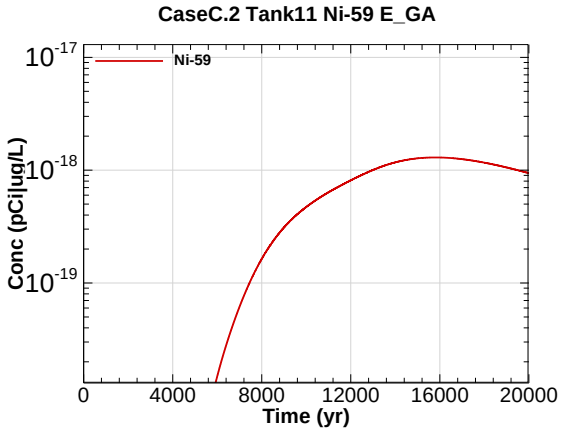

Figure S.2-53 - 100m Aquifer Concentration for CaseC.2 Tank11 Ni-59 E_GA

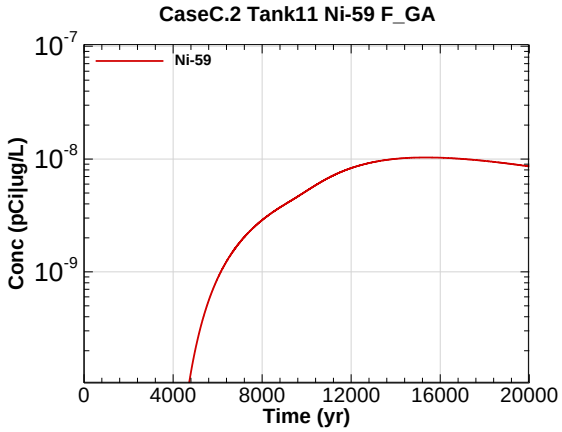

Figure S.2-54 - 100m Aquifer Concentration for CaseC.2 Tank11 Ni-59 F_GA

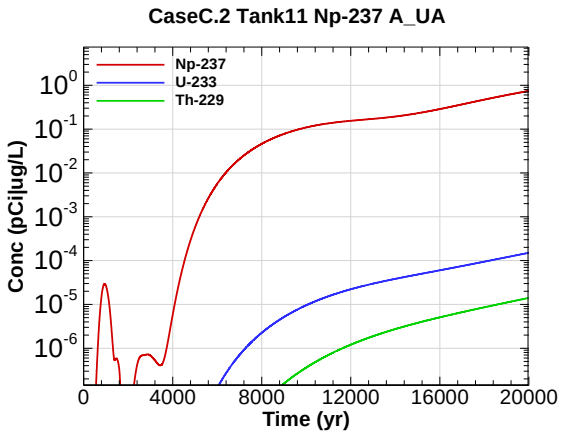

Figure S.2-55 - 100m Aquifer Concentration for CaseC.2 Tank11 Np-237 A_UA

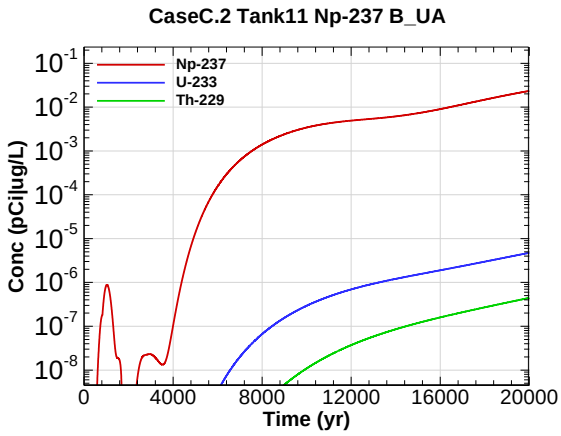

Figure S.2-56 - 100m Aquifer Concentration for CaseC.2 Tank11 Np-237 B_UA

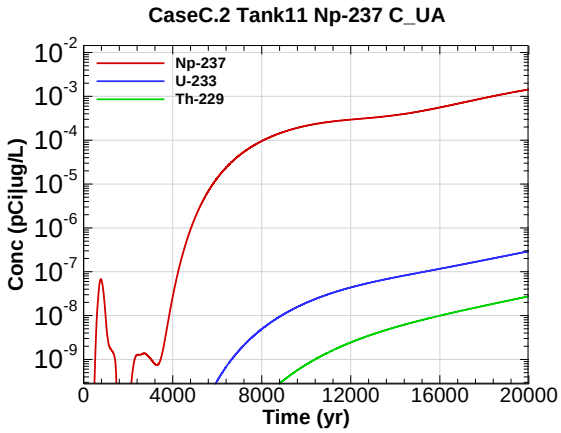

Figure S.2-57 - 100m Aquifer Concentration for CaseC.2 Tank11 Np-237 C_UA

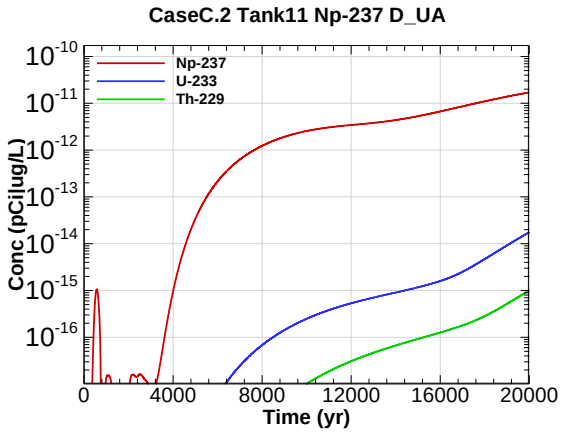

Figure S.2-58 - 100m Aquifer Concentration for CaseC.2 Tank11 Np-237 D_UA

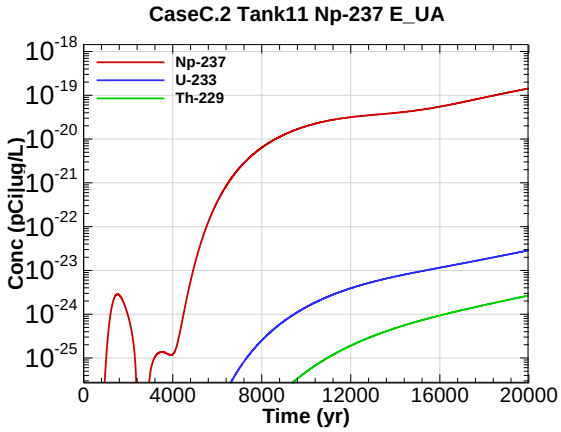

Figure S.2-59 - 100m Aquifer Concentration for CaseC.2 Tank11 Np-237 E_UA

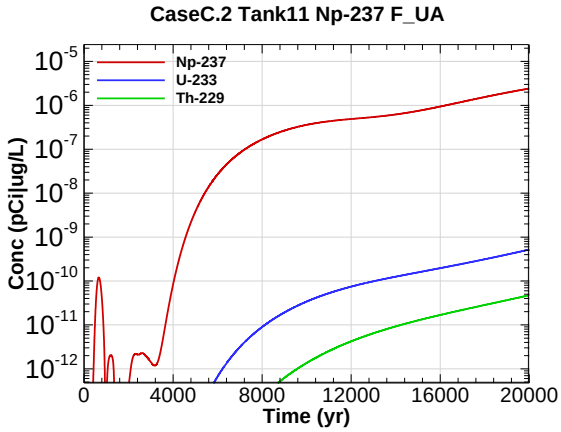

Figure S.2-60 - 100m Aquifer Concentration for CaseC.2 Tank11 Np-237 F_UA

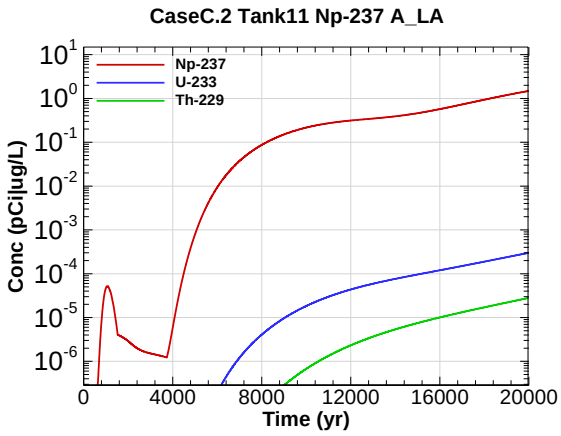

Figure S.2-61 - 100m Aquifer Concentration for CaseC.2 Tank11 Np-237 A_LA

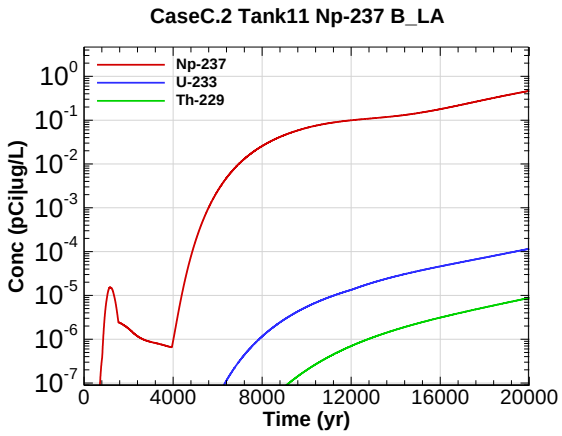

Figure S.2-62 - 100m Aquifer Concentration for CaseC.2 Tank11 Np-237 B_LA

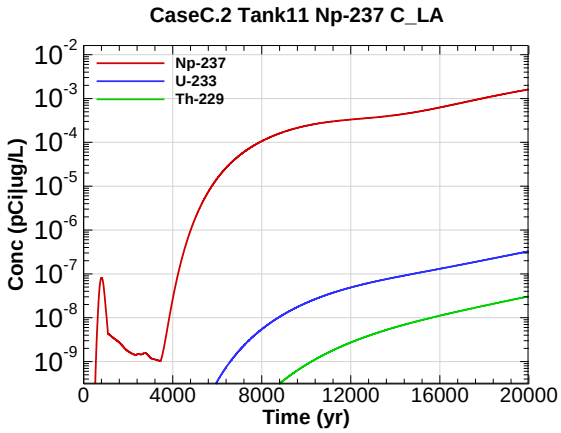

Figure S.2-63 - 100m Aquifer Concentration for CaseC.2 Tank11 Np-237 C_LA

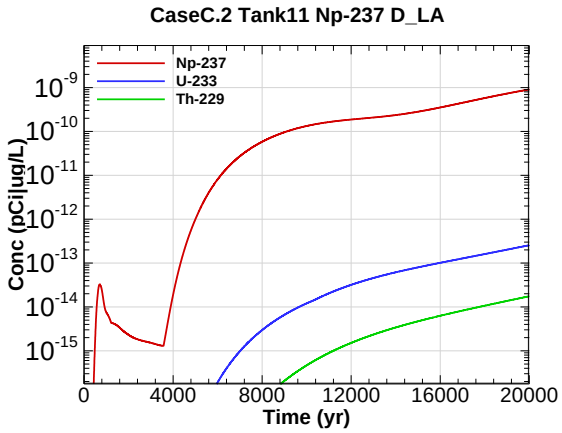

Figure S.2-64 - 100m Aquifer Concentration for CaseC.2 Tank11 Np-237 D_LA

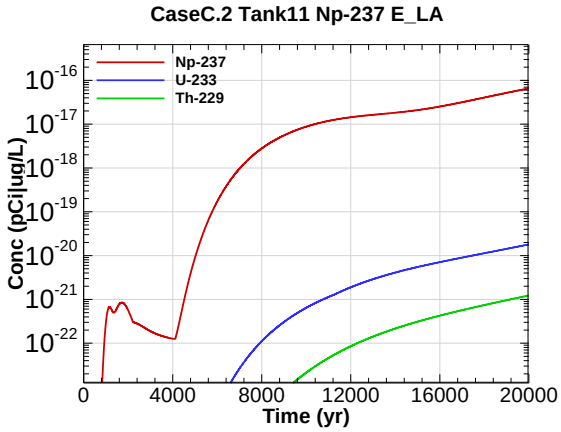

Figure S.2-65 - 100m Aquifer Concentration for CaseC.2 Tank11 Np-237 E_LA

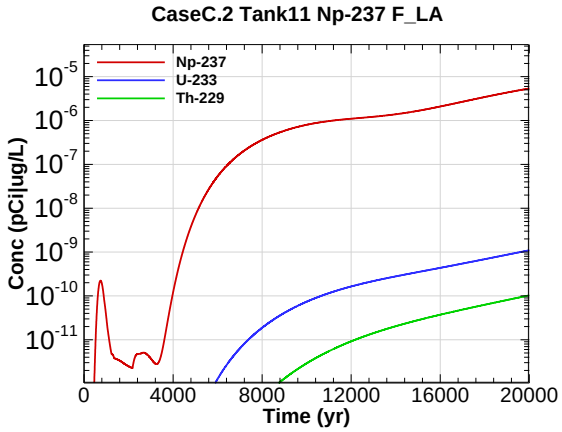

Figure S.2-66 - 100m Aquifer Concentration for CaseC.2 Tank11 Np-237 F_LA

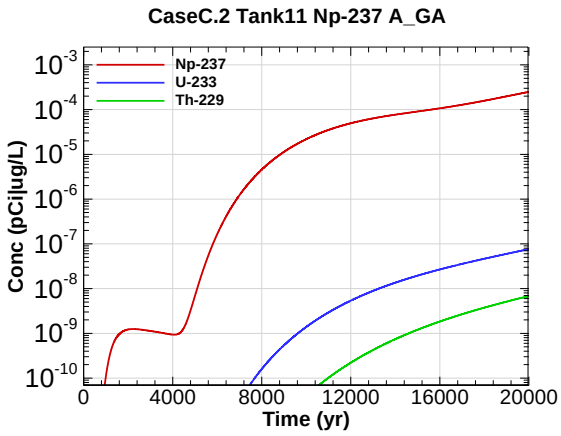

Figure S.2-67 - 100m Aquifer Concentration for CaseC.2 Tank11 Np-237 A_GA

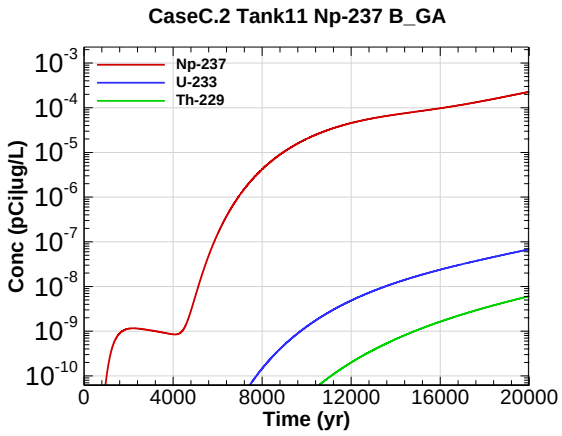

Figure S.2-68 - 100m Aquifer Concentration for CaseC.2 Tank11 Np-237 B_GA

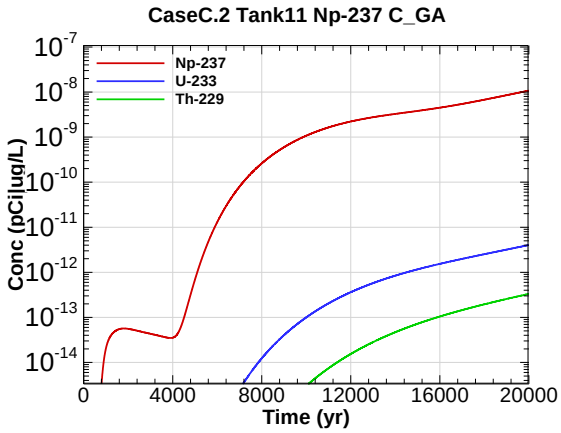

Figure S.2-69 - 100m Aquifer Concentration for CaseC.2 Tank11 Np-237 C_GA

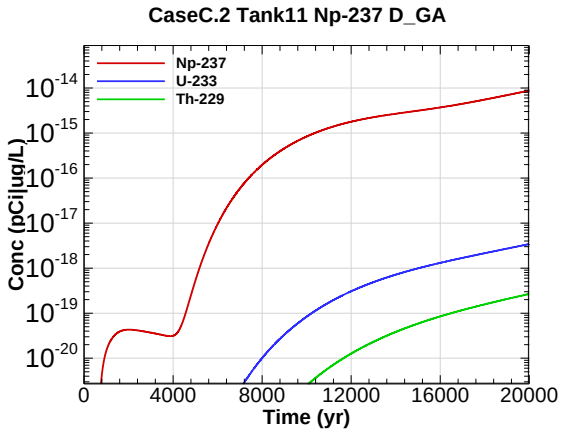

Figure S.2-70 - 100m Aquifer Concentration for CaseC.2 Tank11 Np-237 D_GA

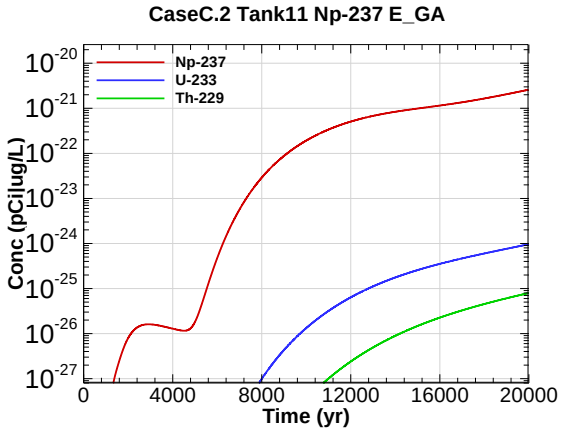

Figure S.2-71 - 100m Aquifer Concentration for CaseC.2 Tank11 Np-237 E_GA

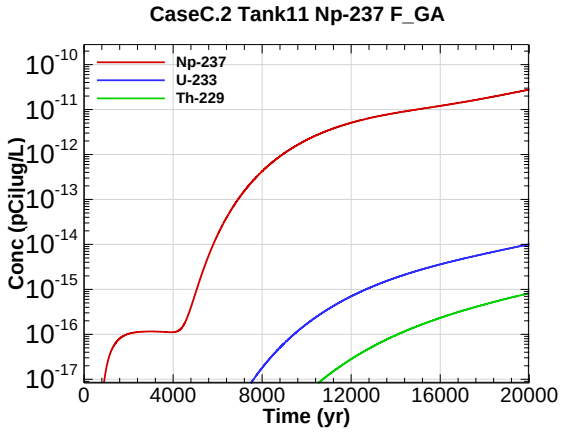

Figure S.2-72 - 100m Aquifer Concentration for CaseC.2 Tank11 Np-237 F_GA

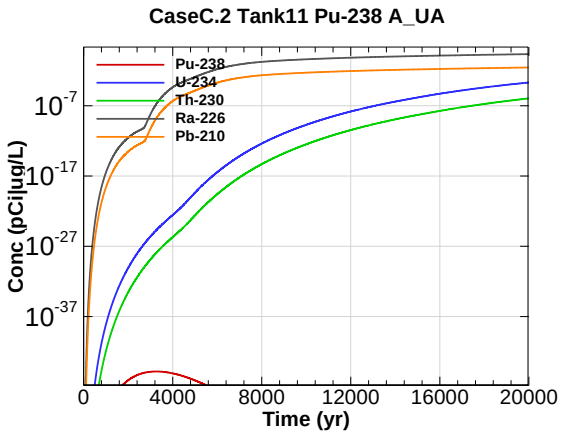

Figure S.2-73 - 100m Aquifer Concentration for CaseC.2 Tank11 Pu-238 A_UA

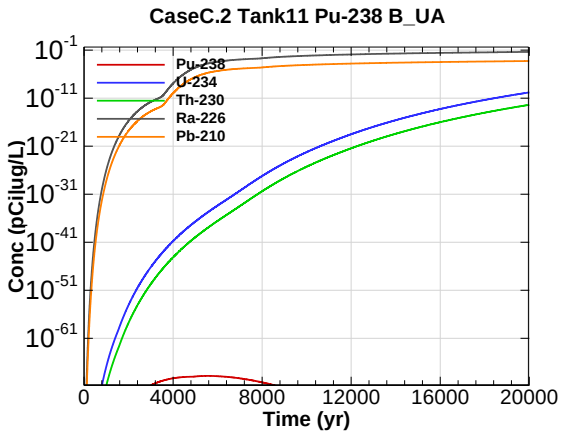

Figure S.2-74 - 100m Aquifer Concentration for CaseC.2 Tank11 Pu-238 B_UA

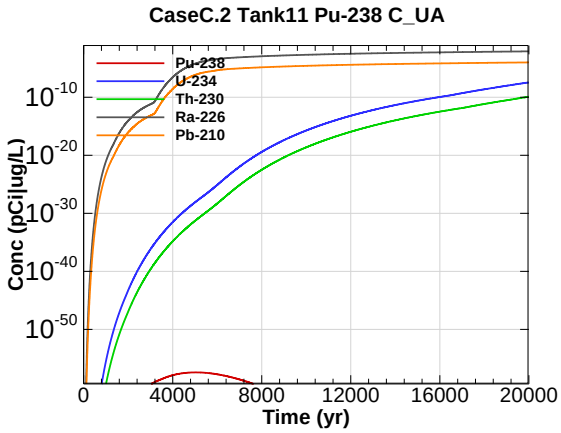

Figure S.2-75 - 100m Aquifer Concentration for CaseC.2 Tank11 Pu-238 C_UA

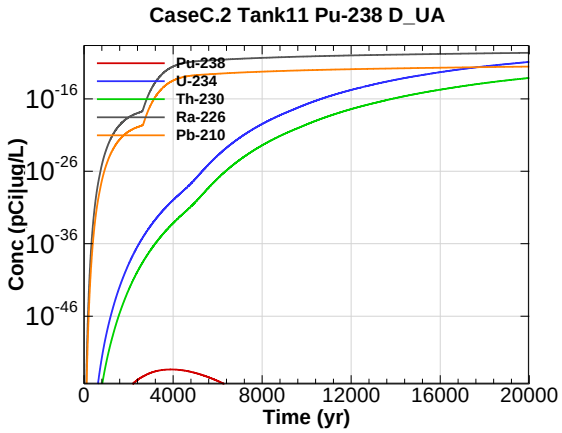

Figure S.2-76 - 100m Aquifer Concentration for CaseC.2 Tank11 Pu-238 D_UA

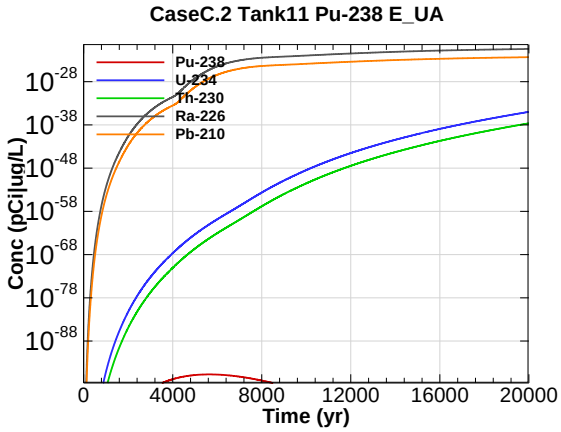

Figure S.2-77 - 100m Aquifer Concentration for CaseC.2 Tank11 Pu-238 E_UA

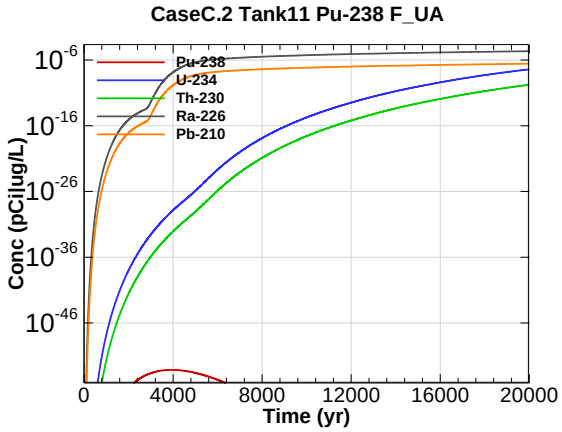

Figure S.2-78 - 100m Aquifer Concentration for CaseC.2 Tank11 Pu-238 F_UA

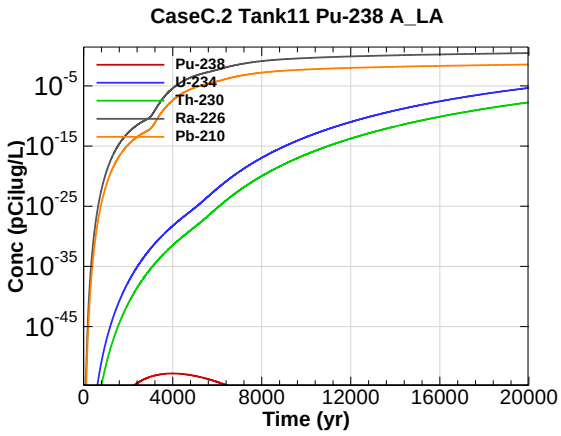

Figure S.2-79 - 100m Aquifer Concentration for CaseC.2 Tank11 Pu-238 A_LA

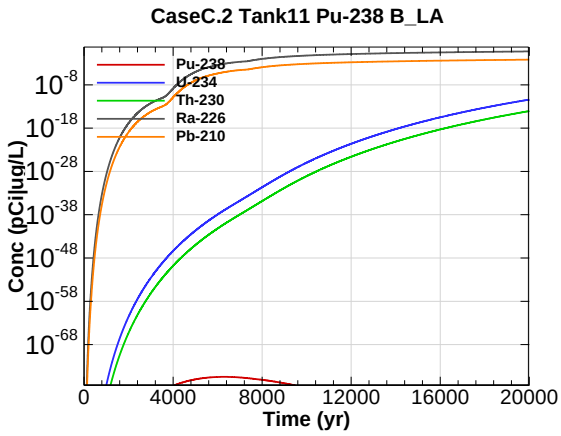

Figure S.2-80 - 100m Aquifer Concentration for CaseC.2 Tank11 Pu-238 B_LA

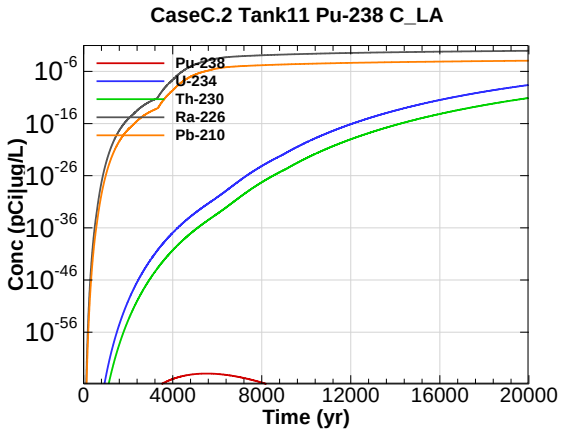

Figure S.2-81 - 100m Aquifer Concentration for CaseC.2 Tank11 Pu-238 C_LA

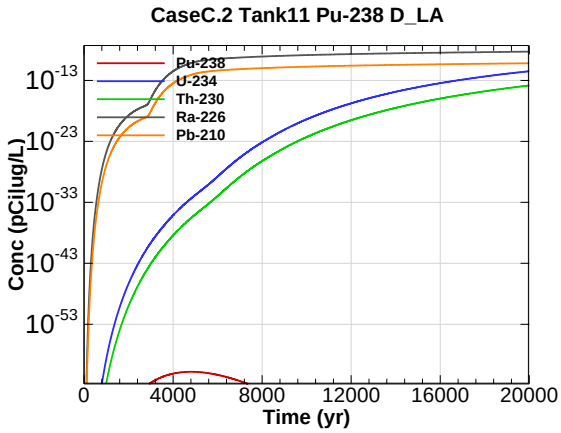

Figure S.2-82 - 100m Aquifer Concentration for CaseC.2 Tank11 Pu-238 D_LA

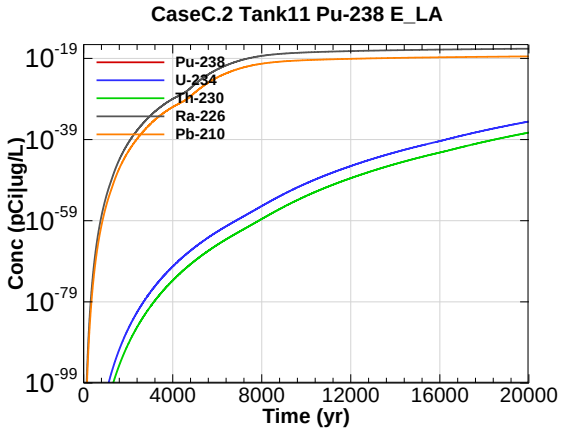

Figure S.2-83 - 100m Aquifer Concentration for CaseC.2 Tank11 Pu-238 E_LA

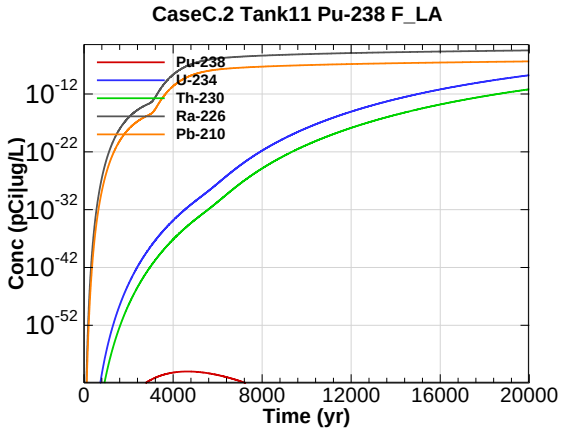

Figure S.2-84 - 100m Aquifer Concentration for CaseC.2 Tank11 Pu-238 F_LA

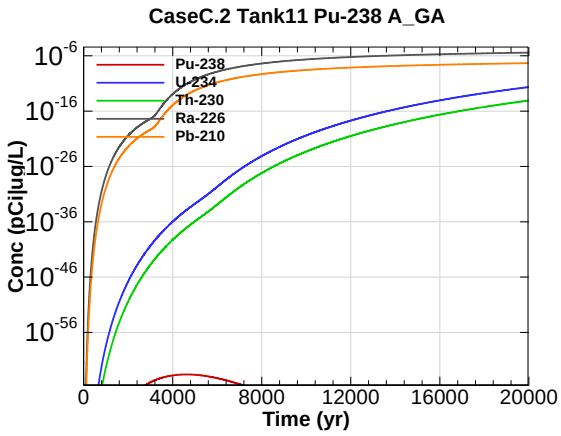

Figure S.2-85 - 100m Aquifer Concentration for CaseC.2 Tank11 Pu-238 A_GA

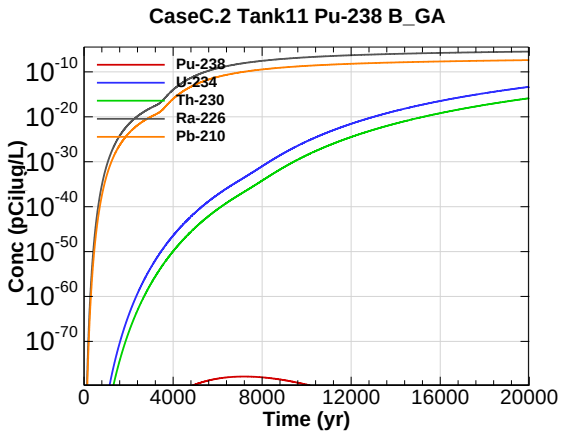

Figure S.2-86 - 100m Aquifer Concentration for CaseC.2 Tank11 Pu-238 B_GA

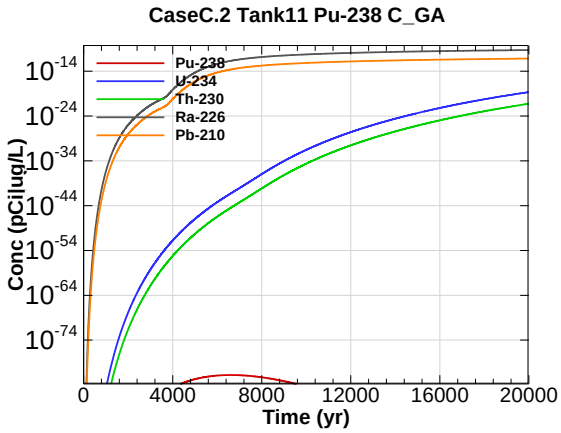

Figure S.2-87 - 100m Aquifer Concentration for CaseC.2 Tank11 Pu-238 C_GA

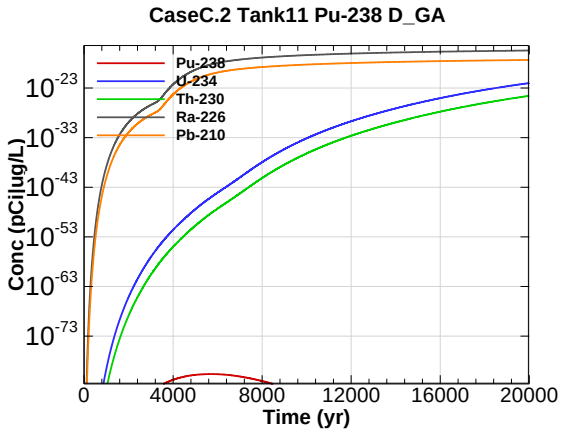

Figure S.2-88 - 100m Aquifer Concentration for CaseC.2 Tank11 Pu-238 D_GA

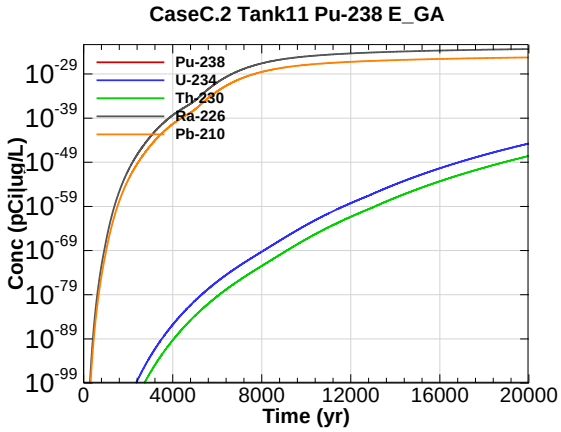

Figure S.2-89 - 100m Aquifer Concentration for CaseC.2 Tank11 Pu-238 E_GA

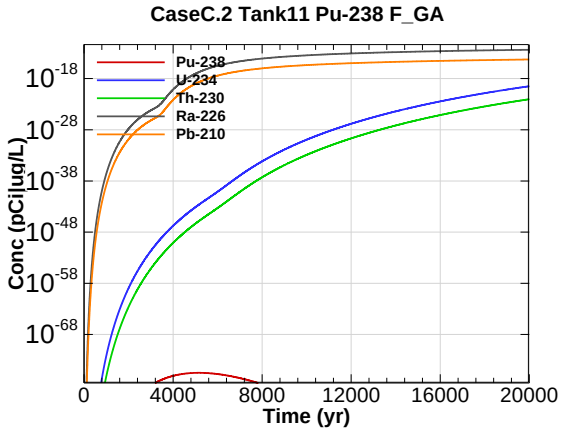

Figure S.2-90 - 100m Aquifer Concentration for CaseC.2 Tank11 Pu-238 F_GA

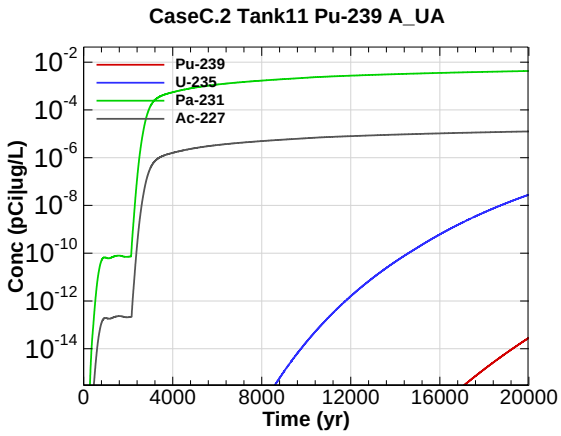

Figure S.2-91 - 100m Aquifer Concentration for CaseC.2 Tank11 Pu-239 A_UA

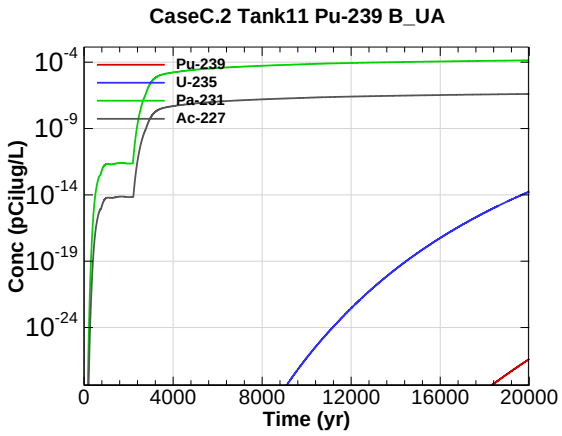

Figure S.2-92 - 100m Aquifer Concentration for CaseC.2 Tank11 Pu-239 B_UA

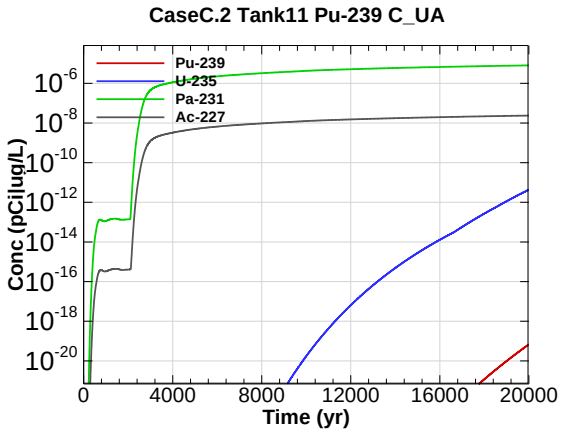

Figure S.2-93 - 100m Aquifer Concentration for CaseC.2 Tank11 Pu-239 C_UA

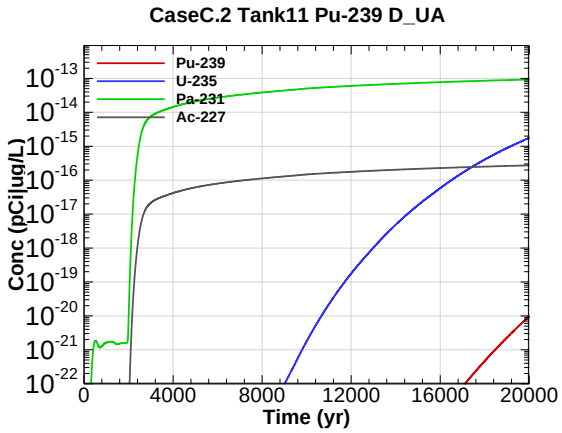

Figure S.2-94 - 100m Aquifer Concentration for CaseC.2 Tank11 Pu-239 D_UA

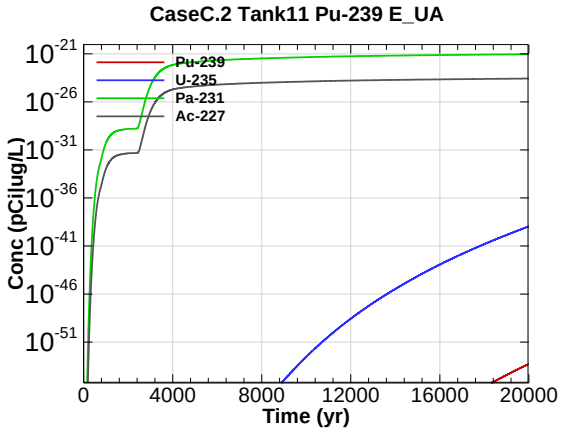

Figure S.2-95 - 100m Aquifer Concentration for CaseC.2 Tank11 Pu-239 E_UA

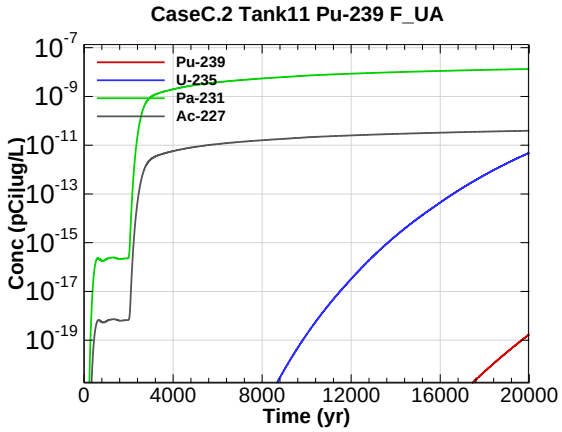

Figure S.2-96 - 100m Aquifer Concentration for CaseC.2 Tank11 Pu-239 F_UA

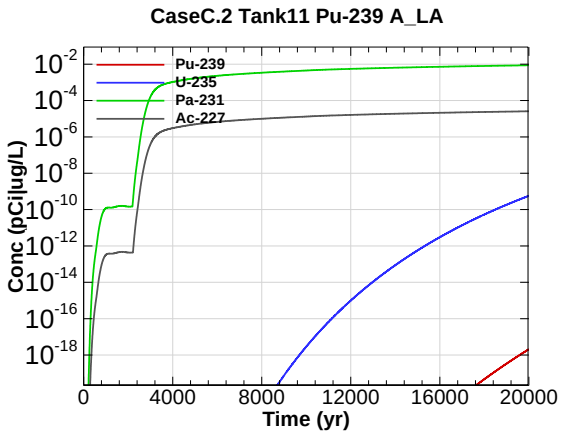

Figure S.2-97 - 100m Aquifer Concentration for CaseC.2 Tank11 Pu-239 A_LA

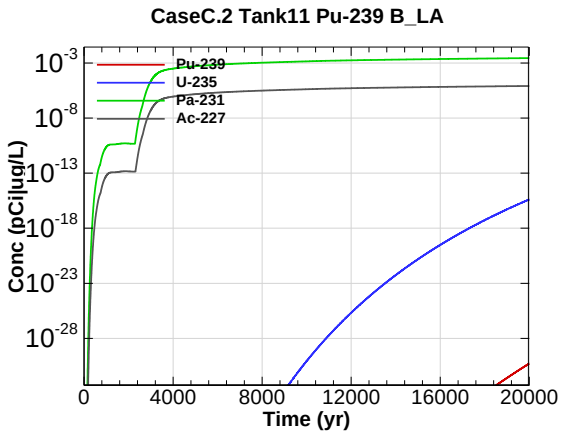

Figure S.2-98 - 100m Aquifer Concentration for CaseC.2 Tank11 Pu-239 B_LA

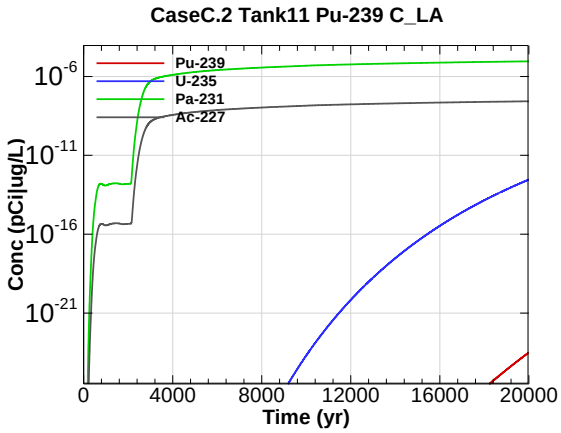

Figure S.2-99 - 100m Aquifer Concentration for CaseC.2 Tank11 Pu-239 C_LA

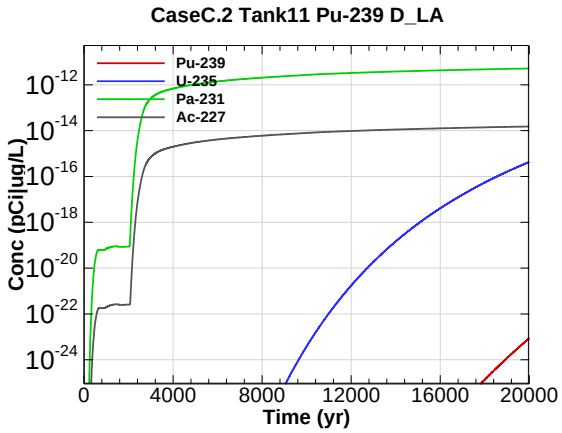

Figure S.2-100 - 100m Aquifer Concentration for CaseC.2 Tank11 Pu-239 D_LA

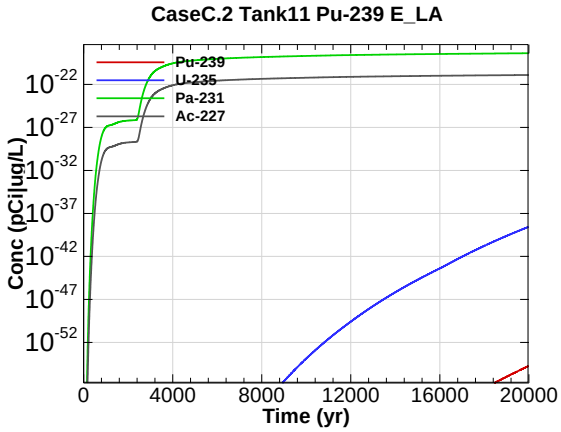

Figure S.2-101 - 100m Aquifer Concentration for CaseC.2 Tank11 Pu-239 E_LA

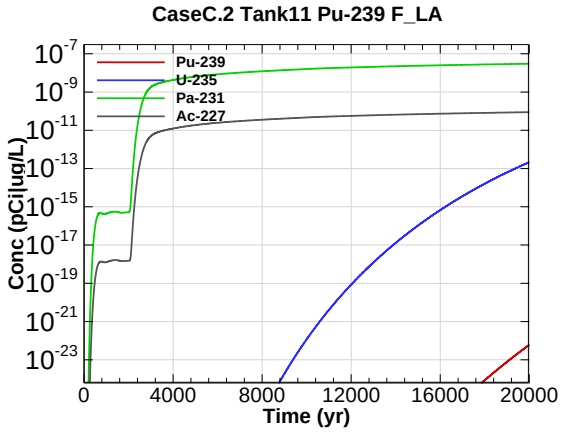

Figure S.2-102 - 100m Aquifer Concentration for CaseC.2 Tank11 Pu-239 F_LA

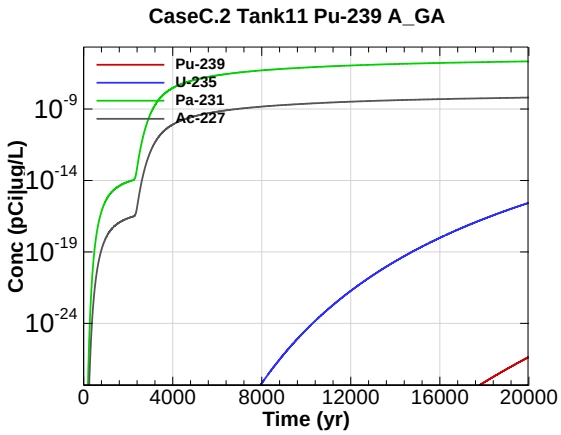

Figure S.2-103 - 100m Aquifer Concentration for CaseC.2 Tank11 Pu-239 A_GA

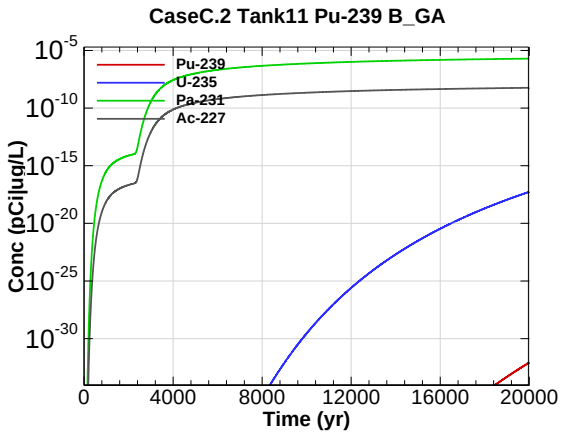

Figure S.2-104 - 100m Aquifer Concentration for CaseC.2 Tank11 Pu-239 B_GA

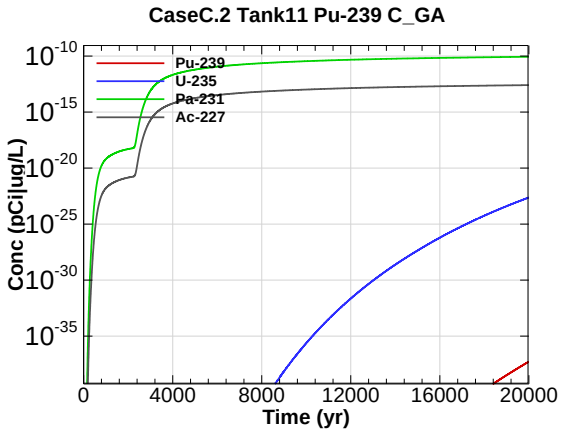

Figure S.2-105 - 100m Aquifer Concentration for CaseC.2 Tank11 Pu-239 C_GA

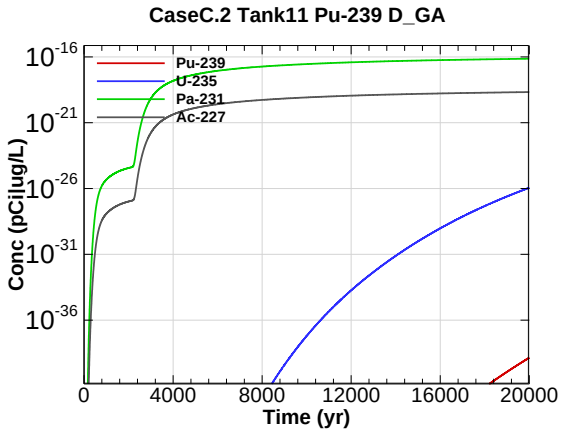

Figure S.2-106 - 100m Aquifer Concentration for CaseC.2 Tank11 Pu-239 D_GA

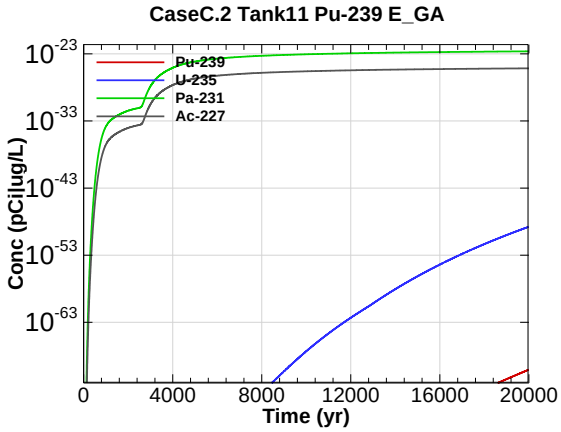

Figure S.2-107 - 100m Aquifer Concentration for CaseC.2 Tank11 Pu-239 E_GA

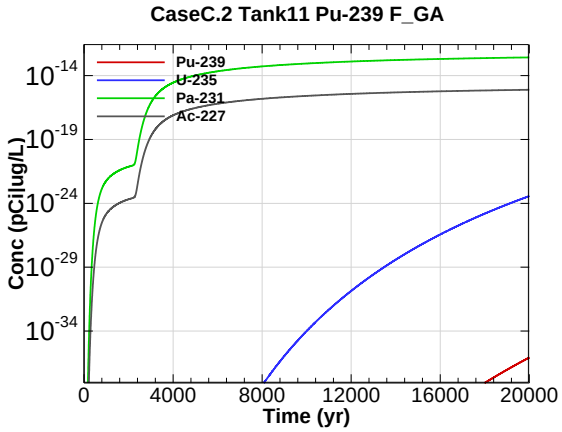

Figure S.2-108 - 100m Aquifer Concentration for CaseC.2 Tank11 Pu-239 F_GA

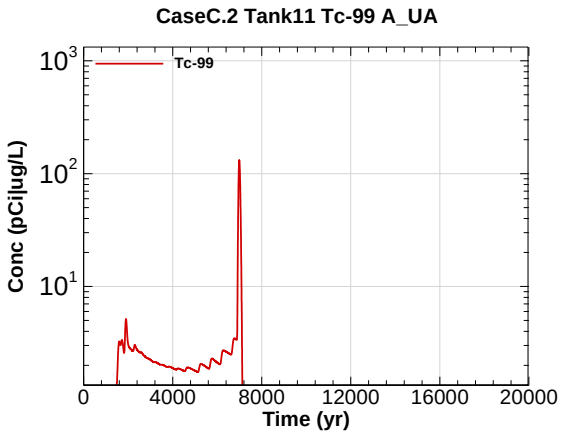

Figure S.2-109 - 100m Aquifer Concentration for CaseC.2 Tank11 Tc-99 A_UA

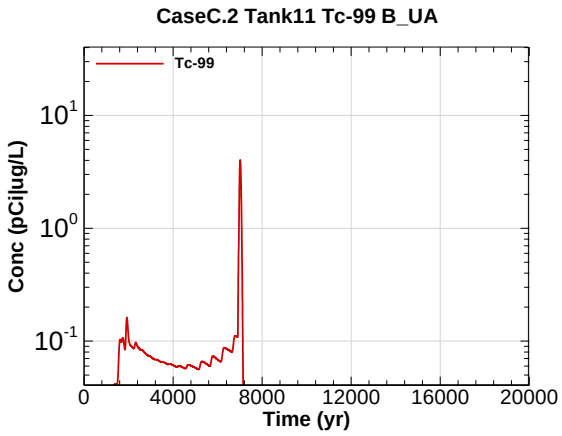

Figure S.2-110 - 100m Aquifer Concentration for CaseC.2 Tank11 Tc-99 B_UA

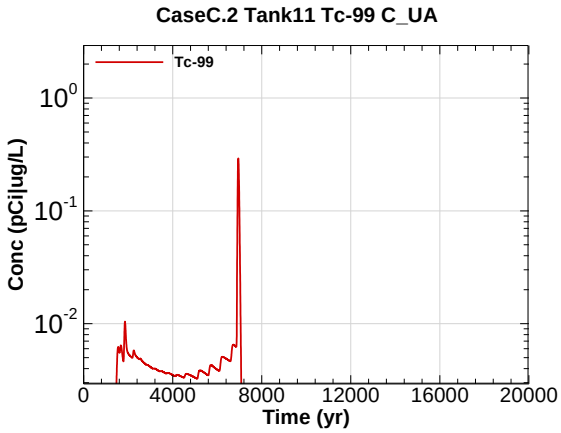

Figure S.2-111 - 100m Aquifer Concentration for CaseC.2 Tank11 Tc-99 C_UA

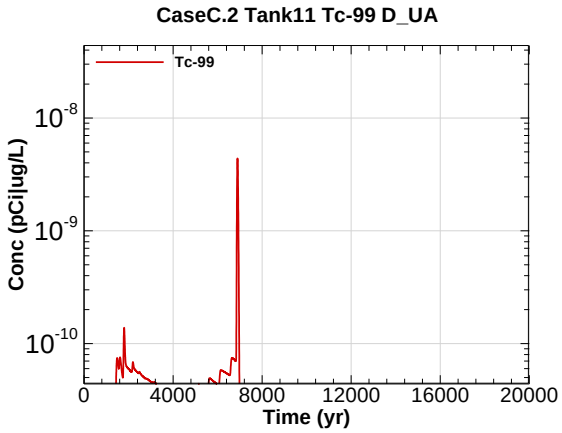

Figure S.2-112 - 100m Aquifer Concentration for CaseC.2 Tank11 Tc-99 D_UA

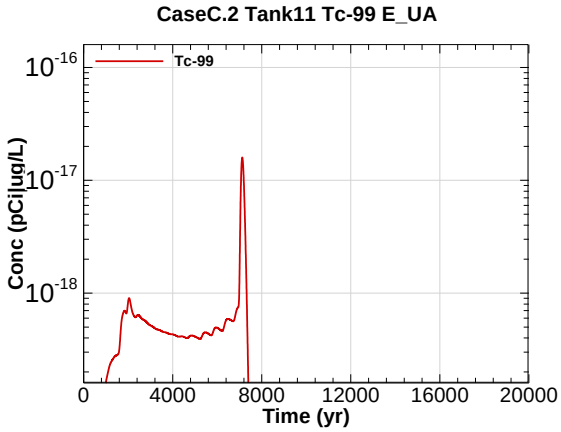

Figure S.2-113 - 100m Aquifer Concentration for CaseC.2 Tank11 Tc-99 E_UA

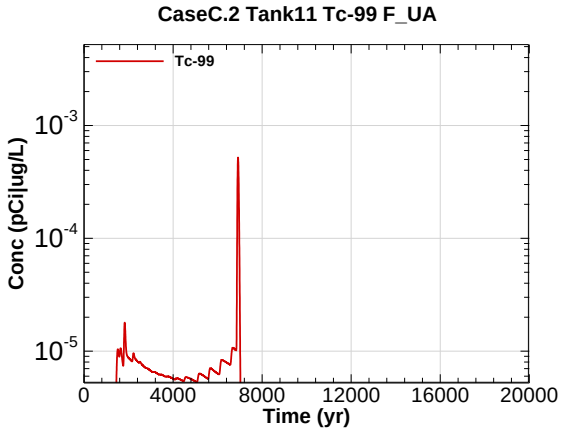

Figure S.2-114 - 100m Aquifer Concentration for CaseC.2 Tank11 Tc-99 F_UA

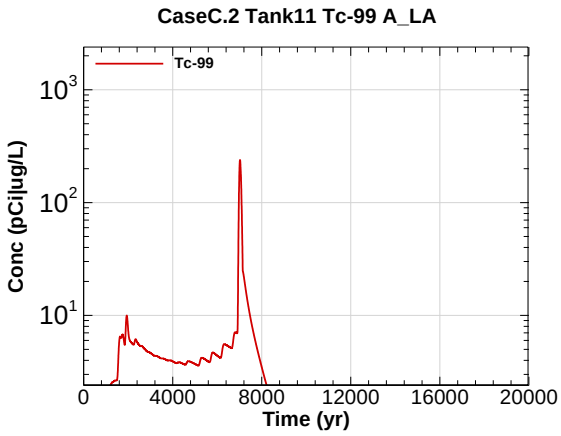

Figure S.2-115 - 100m Aquifer Concentration for CaseC.2 Tank11 Tc-99 A_LA

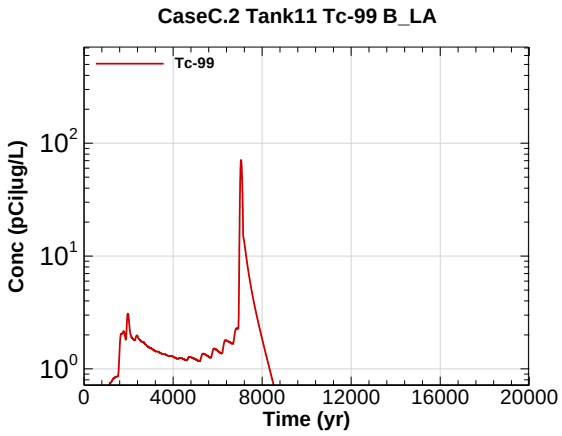

Figure S.2-116 - 100m Aquifer Concentration for CaseC.2 Tank11 Tc-99 B_LA

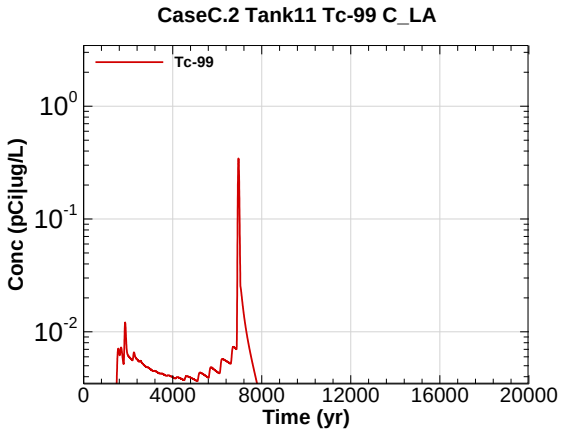

Figure S.2-117 - 100m Aquifer Concentration for CaseC.2 Tank11 Tc-99 C_LA

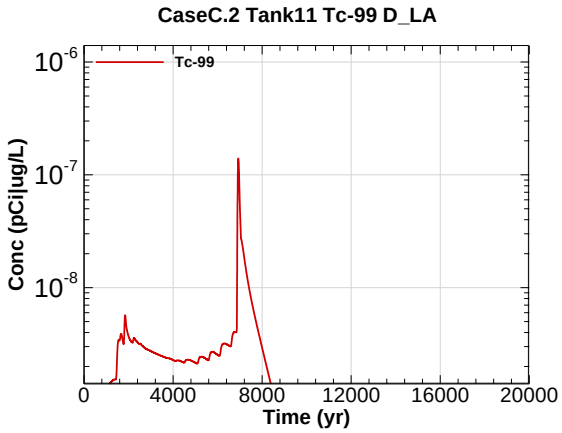

Figure S.2-118 - 100m Aquifer Concentration for CaseC.2 Tank11 Tc-99 D_LA

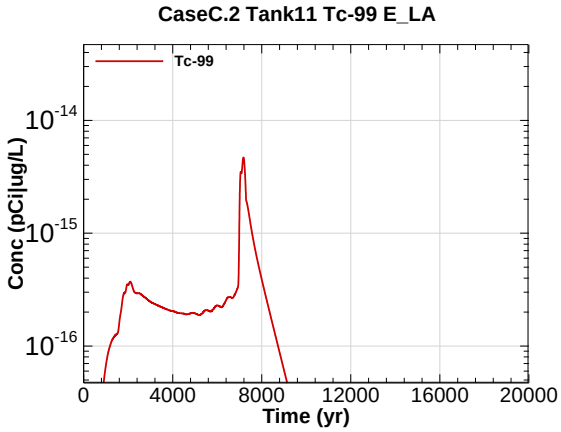

Figure S.2-119 - 100m Aquifer Concentration for CaseC.2 Tank11 Tc-99 E_LA

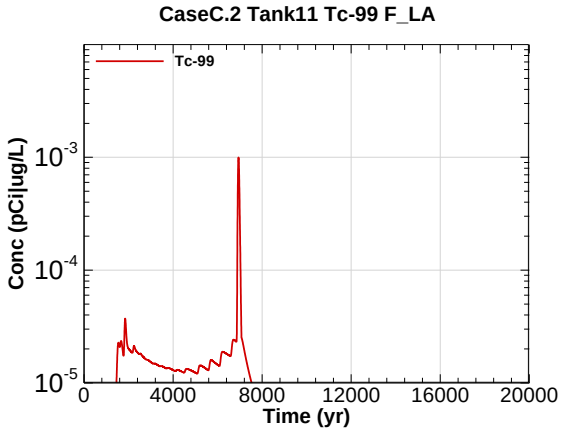

Figure S.2-120 - 100m Aquifer Concentration for CaseC.2 Tank11 Tc-99 F_LA

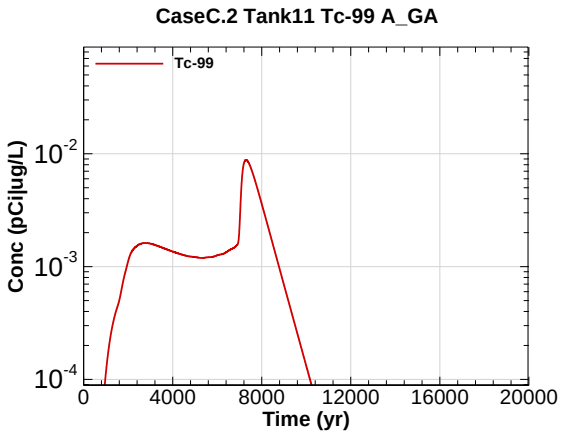

Figure S.2-121 - 100m Aquifer Concentration for CaseC.2 Tank11 Tc-99 A_GA

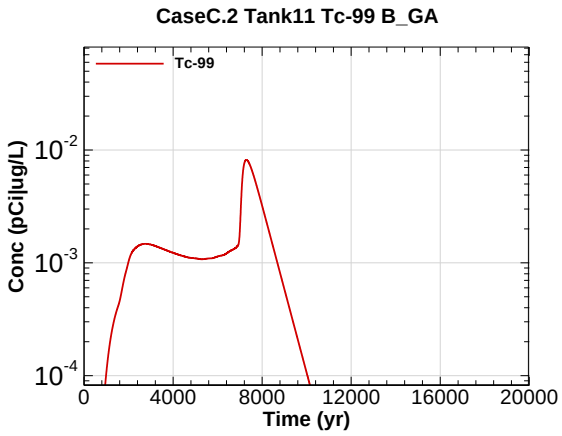

Figure S.2-122 - 100m Aquifer Concentration for CaseC.2 Tank11 Tc-99 B_GA

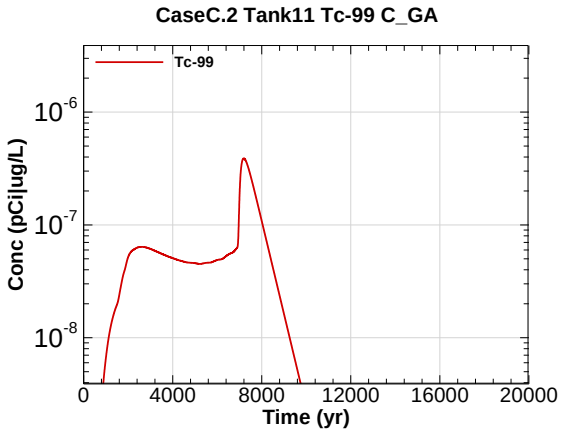

Figure S.2-123 - 100m Aquifer Concentration for CaseC.2 Tank11 Tc-99 C_GA

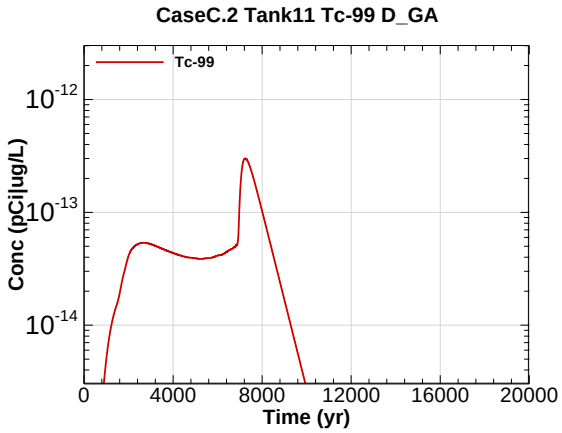

Figure S.2-124 - 100m Aquifer Concentration for CaseC.2 Tank11 Tc-99 D_GA

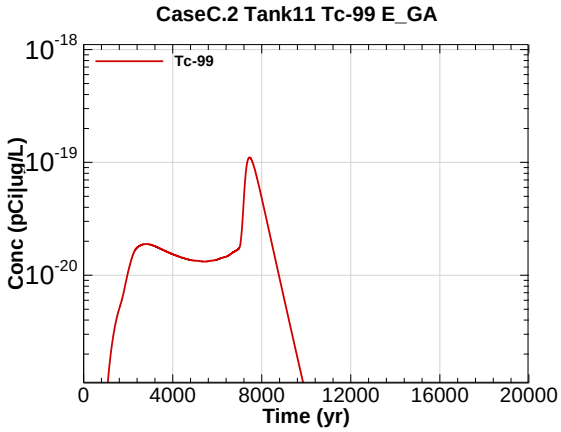

Figure S.2-125 - 100m Aquifer Concentration for CaseC.2 Tank11 Tc-99 E_GA

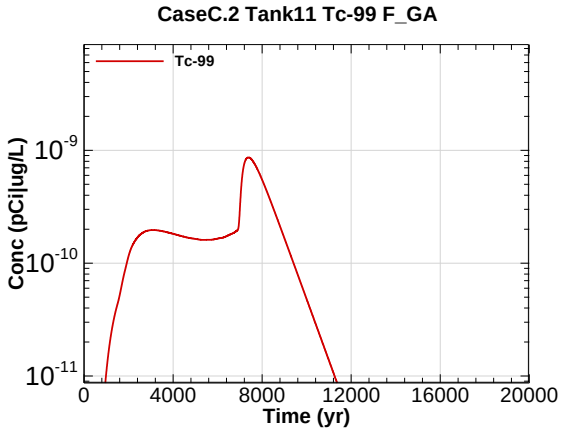

Figure S.2-126 - 100m Aquifer Concentration for CaseC.2 Tank11 Tc-99 F_GA

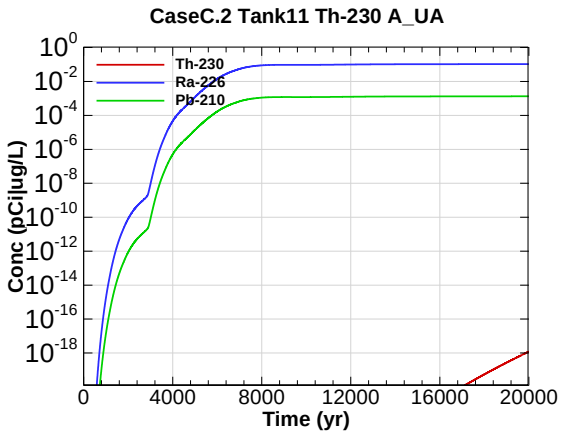

Figure S.2-127 - 100m Aquifer Concentration for CaseC.2 Tank11 Th-230 A_UA

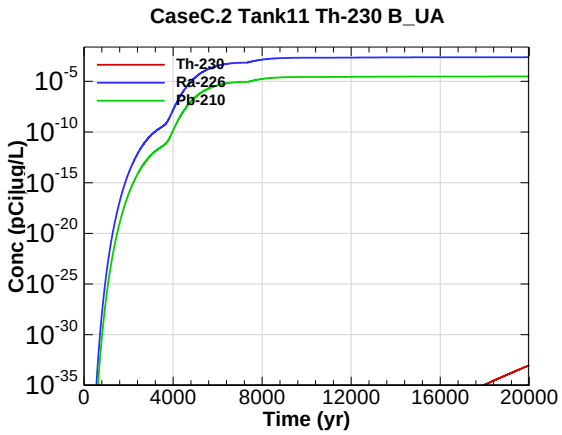

Figure S.2-128 - 100m Aquifer Concentration for CaseC.2 Tank11 Th-230 B_UA

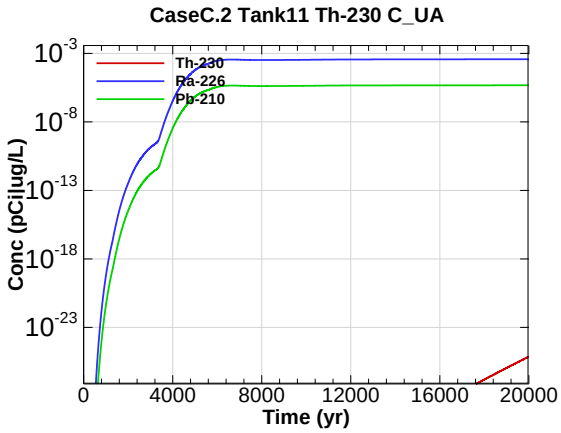

Figure S.2-129 - 100m Aquifer Concentration for CaseC.2 Tank11 Th-230 C_UA

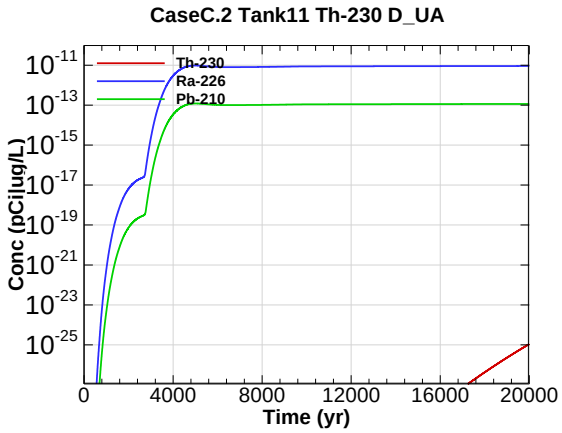

Figure S.2-130 - 100m Aquifer Concentration for CaseC.2 Tank11 Th-230 D_UA

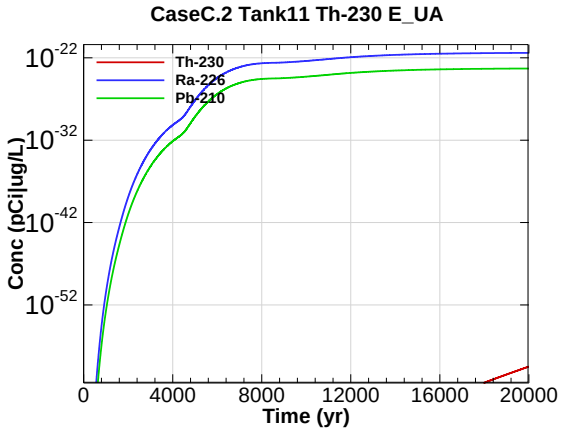

Figure S.2-131 - 100m Aquifer Concentration for CaseC.2 Tank11 Th-230 E_UA

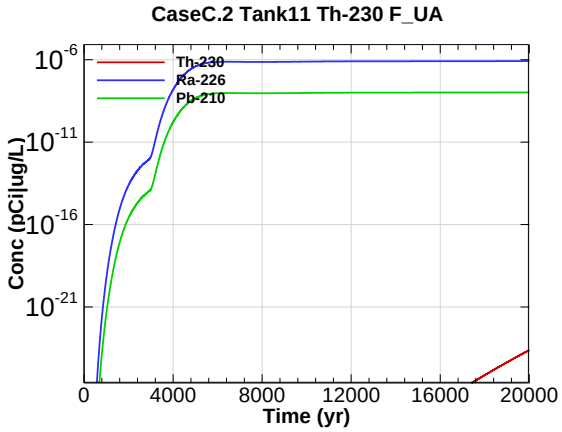

Figure S.2-132 - 100m Aquifer Concentration for CaseC.2 Tank11 Th-230 F_UA

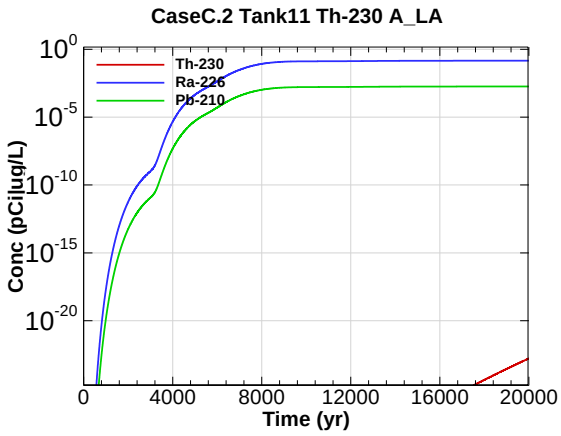

Figure S.2-133 - 100m Aquifer Concentration for CaseC.2 Tank11 Th-230 A_LA

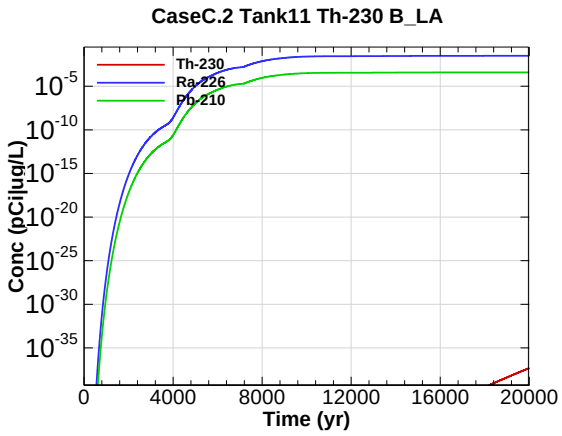

Figure S.2-134 - 100m Aquifer Concentration for CaseC.2 Tank11 Th-230 B_LA

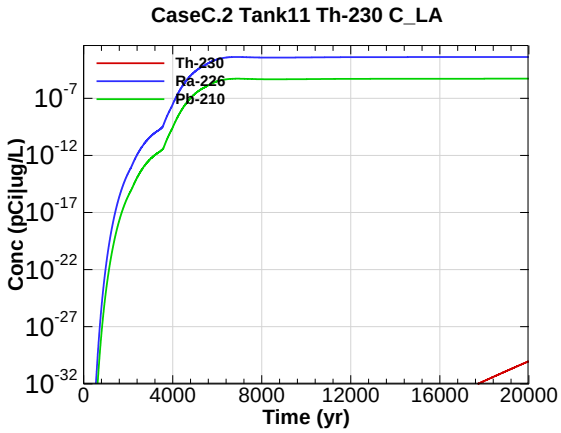

Figure S.2-135 - 100m Aquifer Concentration for CaseC.2 Tank11 Th-230 C_LA

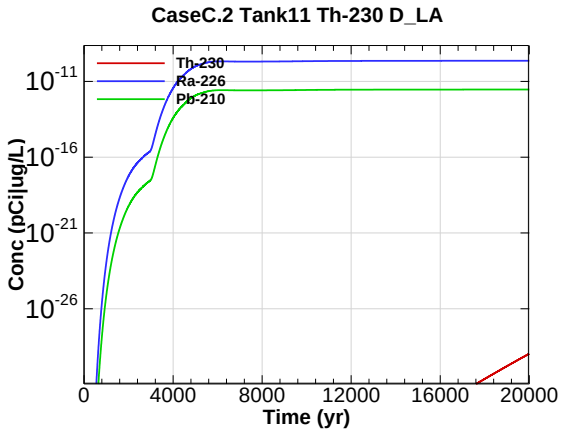

Figure S.2-136 - 100m Aquifer Concentration for CaseC.2 Tank11 Th-230 D_LA

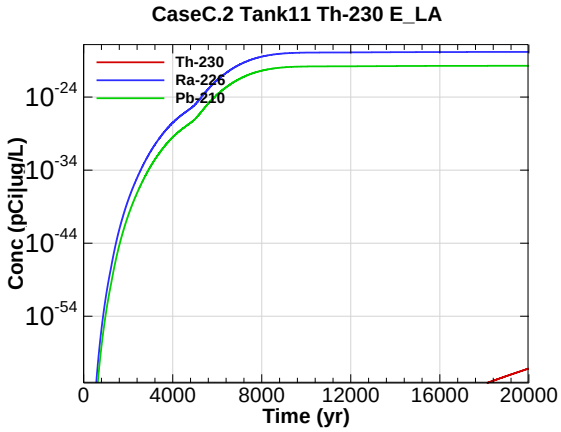

Figure S.2-137 - 100m Aquifer Concentration for CaseC.2 Tank11 Th-230 E_LA

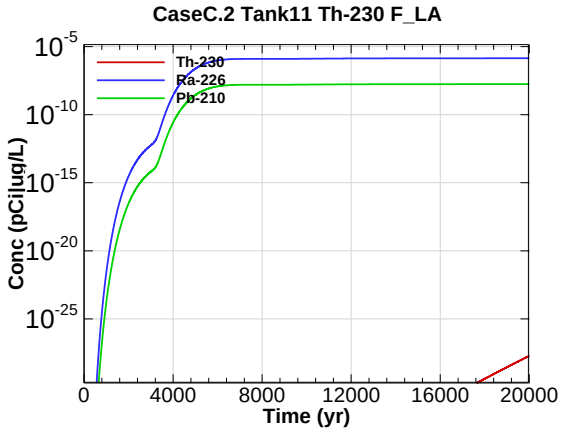

Figure S.2-138 - 100m Aquifer Concentration for CaseC.2 Tank11 Th-230 F_LA

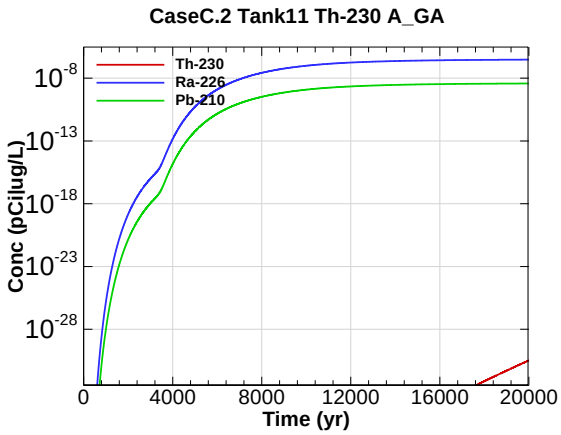

Figure S.2-139 - 100m Aquifer Concentration for CaseC.2 Tank11 Th-230 A_GA

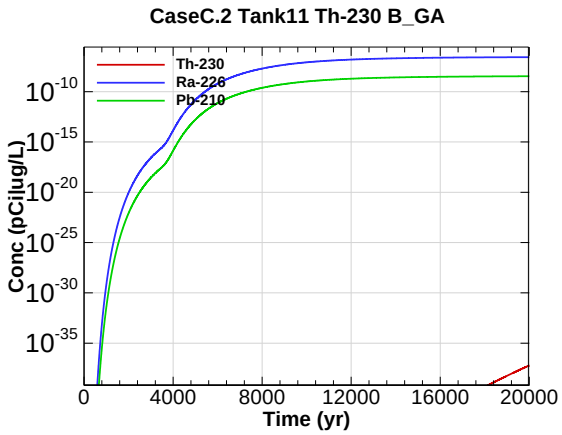

Figure S.2-140 - 100m Aquifer Concentration for CaseC.2 Tank11 Th-230 B_GA

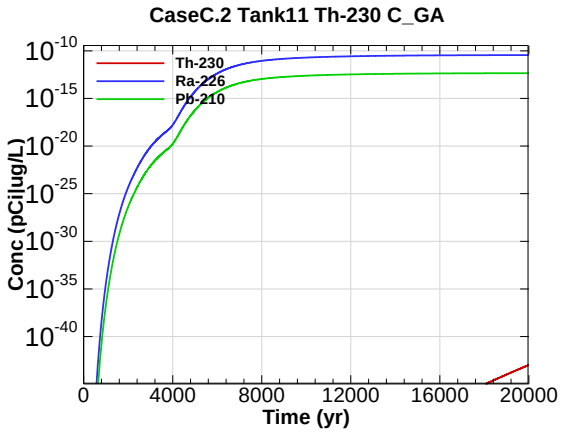

Figure S.2-141 - 100m Aquifer Concentration for CaseC.2 Tank11 Th-230 C_GA

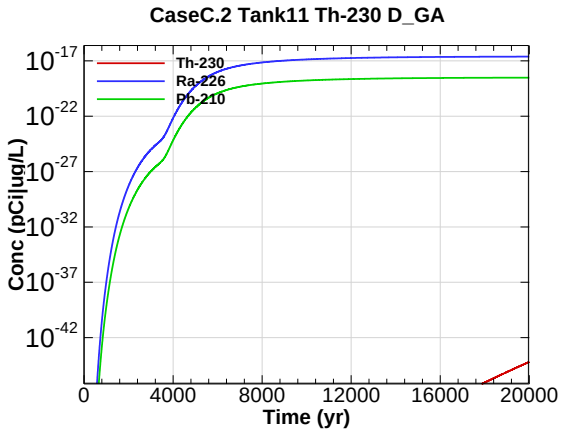

Figure S.2-142 - 100m Aquifer Concentration for CaseC.2 Tank11 Th-230 D_GA

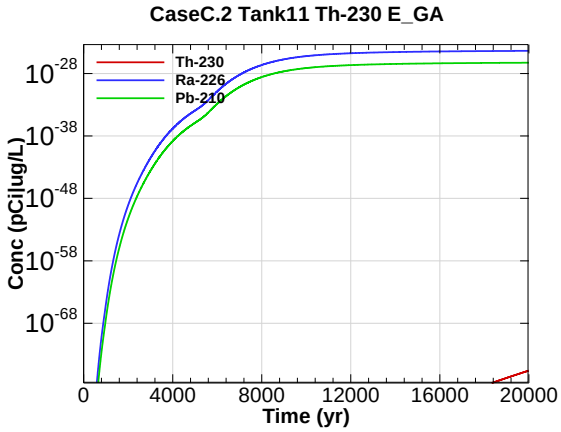

Figure S.2-143 - 100m Aquifer Concentration for CaseC.2 Tank11 Th-230 E_GA

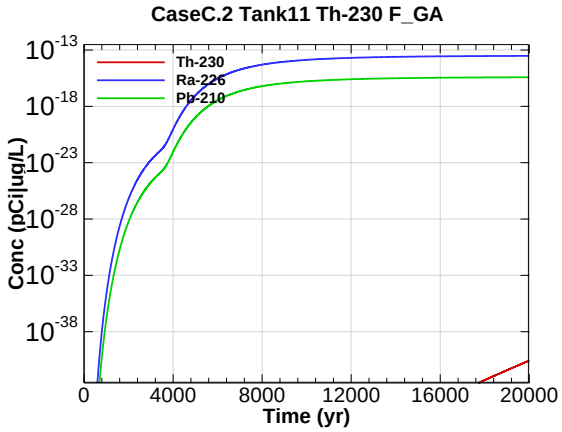

Figure S.2-144 - 100m Aquifer Concentration for CaseC.2 Tank11 Th-230 F_GA

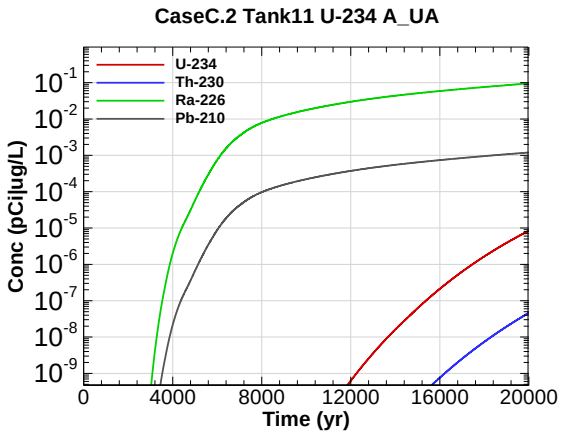

Figure S.2-145 - 100m Aquifer Concentration for CaseC.2 Tank11 U-234 A_UA

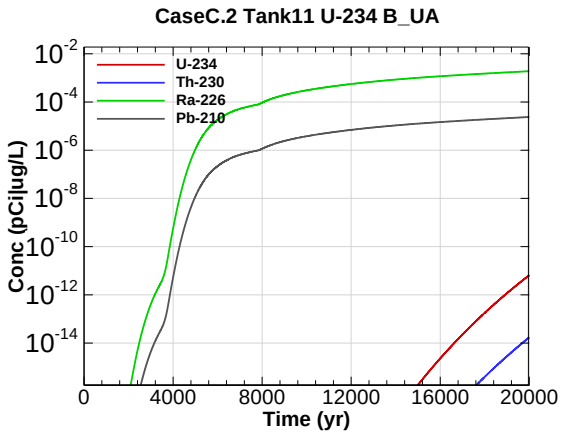

Figure S.2-146 - 100m Aquifer Concentration for CaseC.2 Tank11 U-234 B_UA

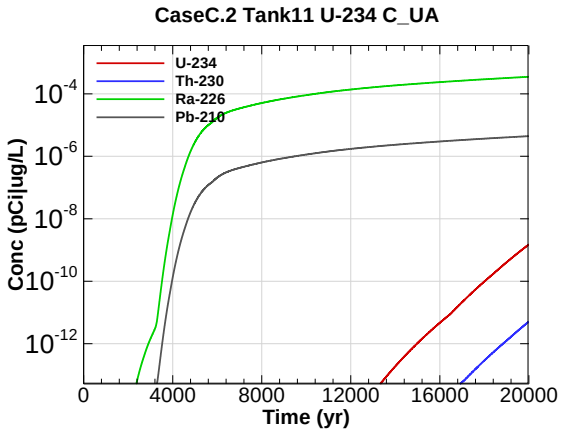

Figure S.2-147 - 100m Aquifer Concentration for CaseC.2 Tank11 U-234 C_UA

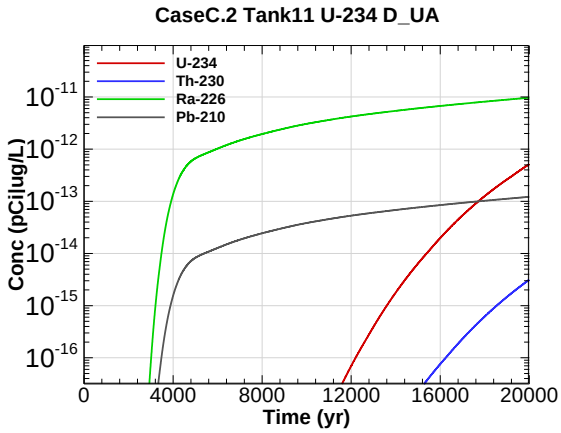

Figure S.2-148 - 100m Aquifer Concentration for CaseC.2 Tank11 U-234 D_UA

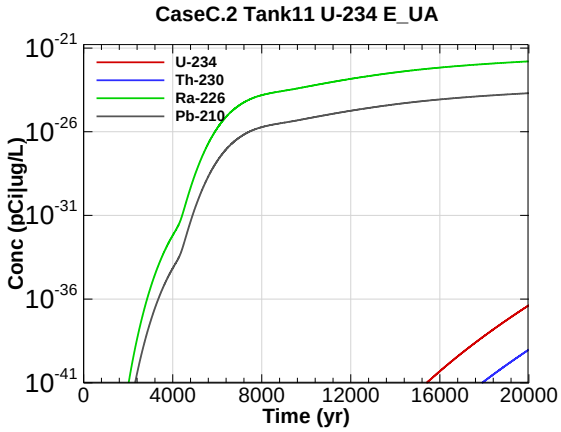

Figure S.2-149 - 100m Aquifer Concentration for CaseC.2 Tank11 U-234 E_UA

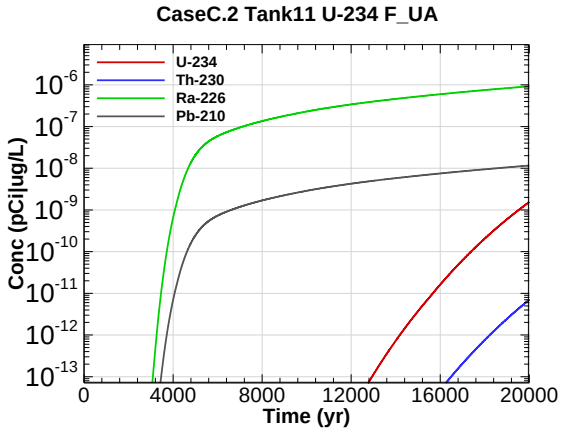

Figure S.2-150 - 100m Aquifer Concentration for CaseC.2 Tank11 U-234 F_UA

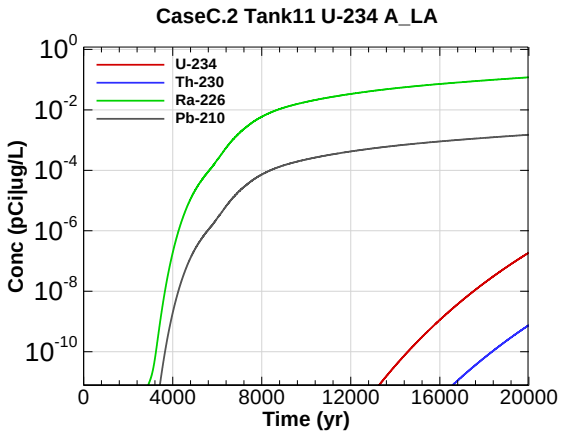

Figure S.2-151 - 100m Aquifer Concentration for CaseC.2 Tank11 U-234 A_LA

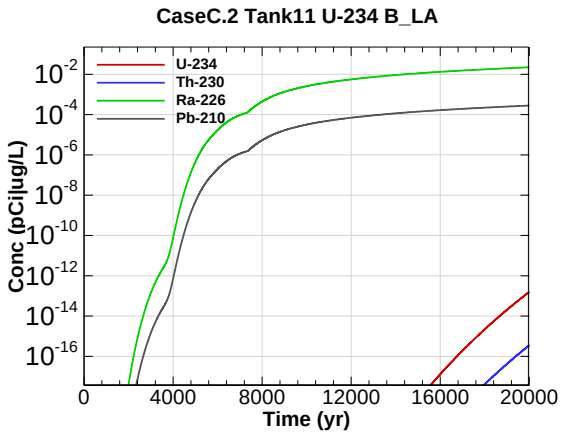

Figure S.2-152 - 100m Aquifer Concentration for CaseC.2 Tank11 U-234 B_LA

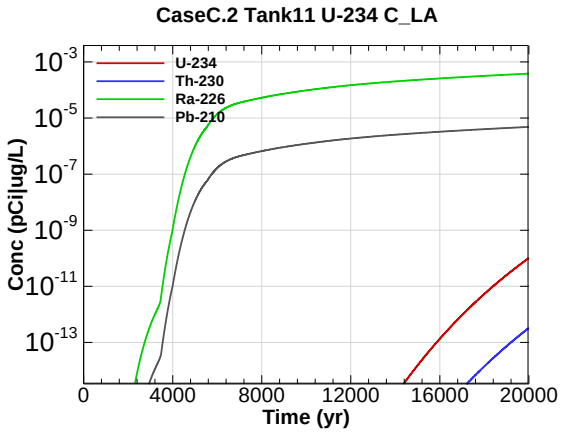

Figure S.2-153 - 100m Aquifer Concentration for CaseC.2 Tank11 U-234 C_LA

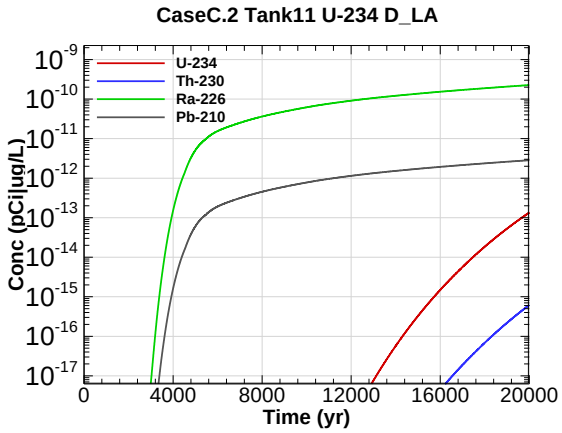

Figure S.2-154 - 100m Aquifer Concentration for CaseC.2 Tank11 U-234 D_LA

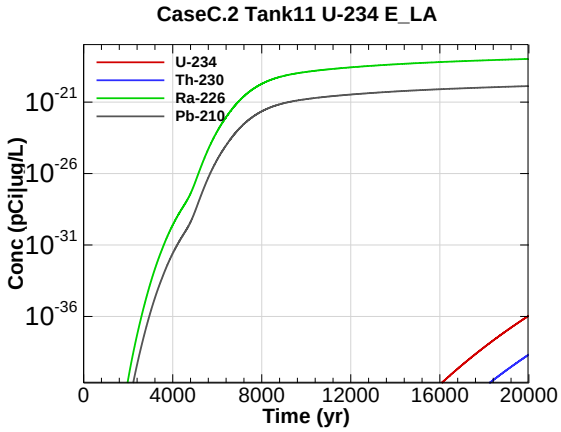

Figure S.2-155 - 100m Aquifer Concentration for CaseC.2 Tank11 U-234 E_LA

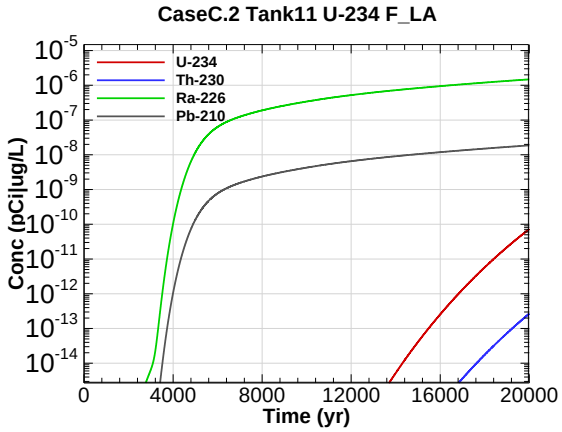

Figure S.2-156 - 100m Aquifer Concentration for CaseC.2 Tank11 U-234 F_LA

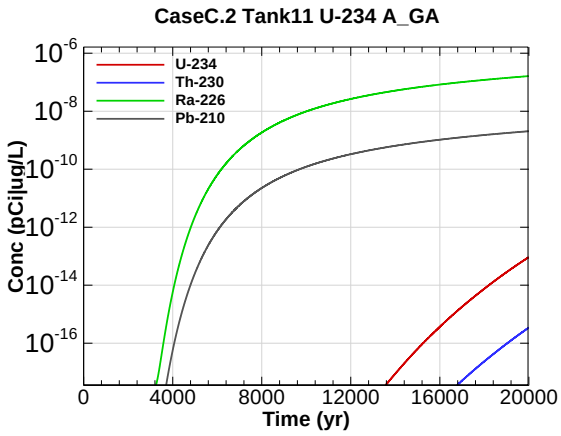

Figure S.2-157 - 100m Aquifer Concentration for CaseC.2 Tank11 U-234 A_GA

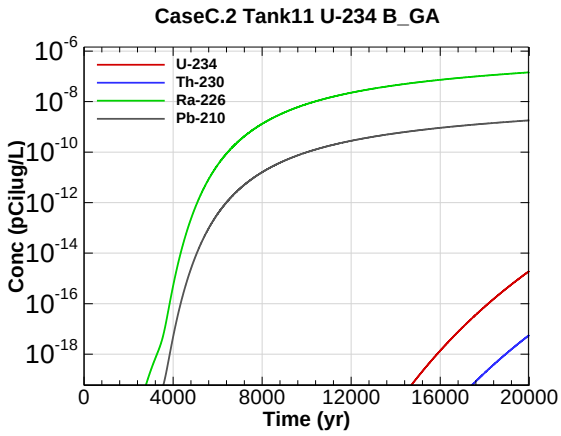

Figure S.2-158 - 100m Aquifer Concentration for CaseC.2 Tank11 U-234 B_GA

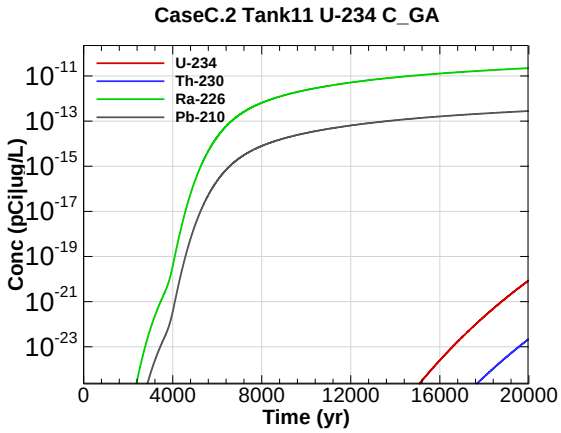

Figure S.2-159 - 100m Aquifer Concentration for CaseC.2 Tank11 U-234 C_GA

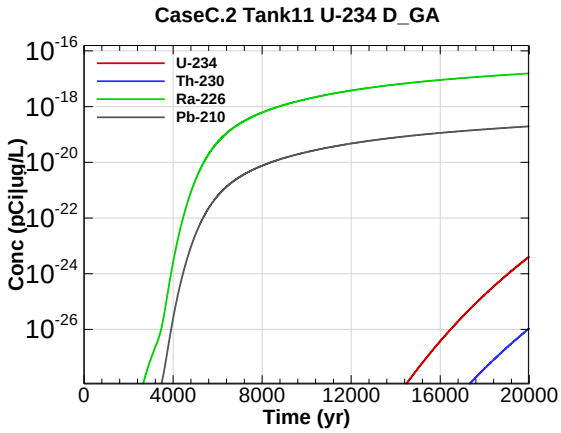

Figure S.2-160 - 100m Aquifer Concentration for CaseC.2 Tank11 U-234 D_GA

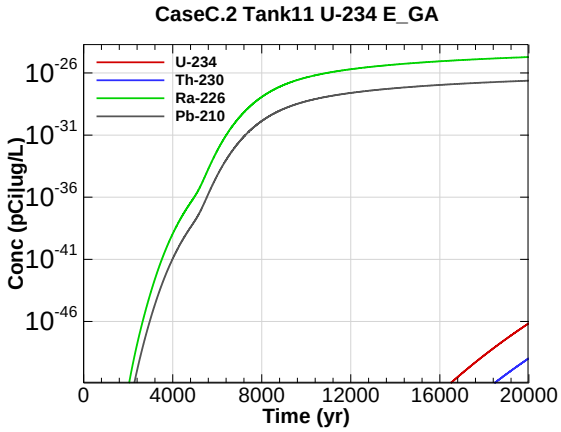

Figure S.2-161 - 100m Aquifer Concentration for CaseC.2 Tank11 U-234 E_GA

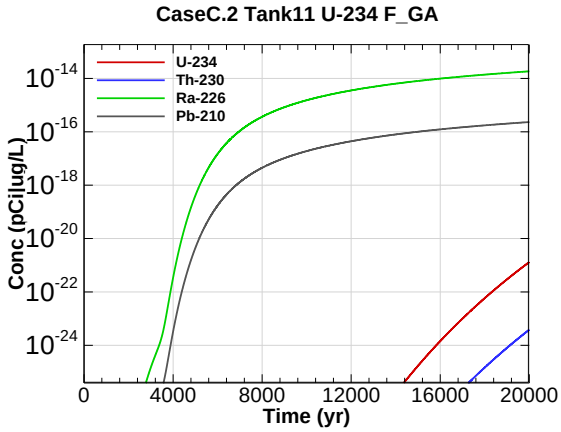

Figure S.2-162 - 100m Aquifer Concentration for CaseC.2 Tank11 U-234 F_GA

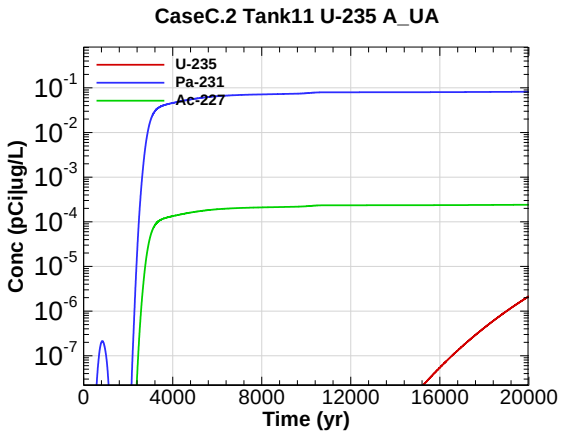

Figure S.2-163 - 100m Aquifer Concentration for CaseC.2 Tank11 U-235 A_UA

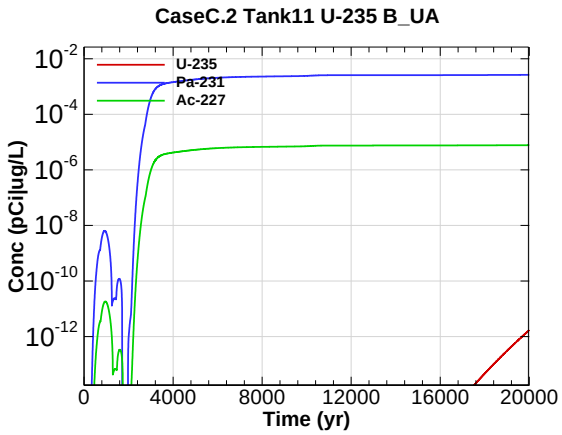

Figure S.2-164 - 100m Aquifer Concentration for CaseC.2 Tank11 U-235 B_UA

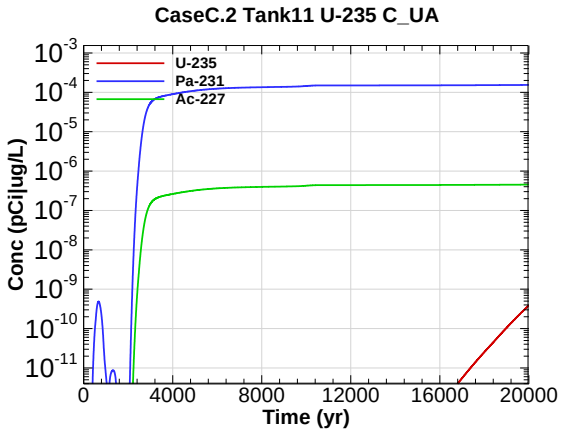

Figure S.2-165 - 100m Aquifer Concentration for CaseC.2 Tank11 U-235 C_UA

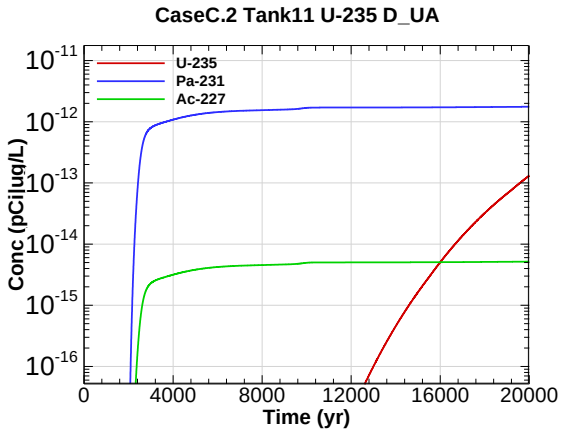

Figure S.2-166 - 100m Aquifer Concentration for CaseC.2 Tank11 U-235 D_UA

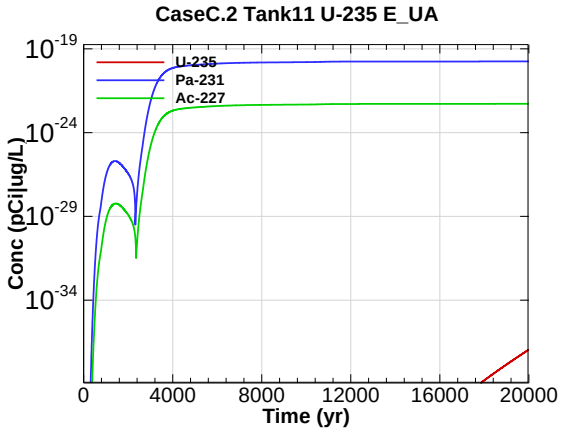

Figure S.2-167 - 100m Aquifer Concentration for CaseC.2 Tank11 U-235 E_UA

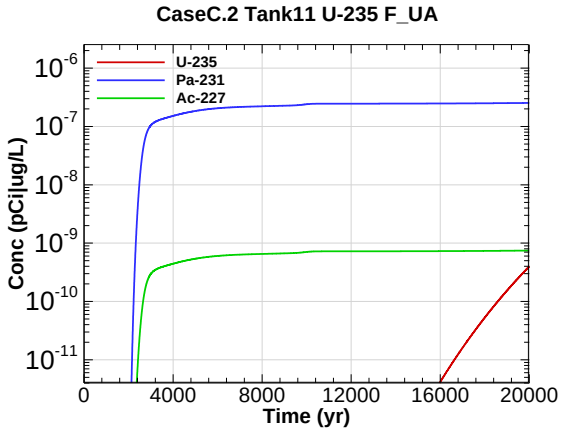

Figure S.2-168 - 100m Aquifer Concentration for CaseC.2 Tank11 U-235 F_UA

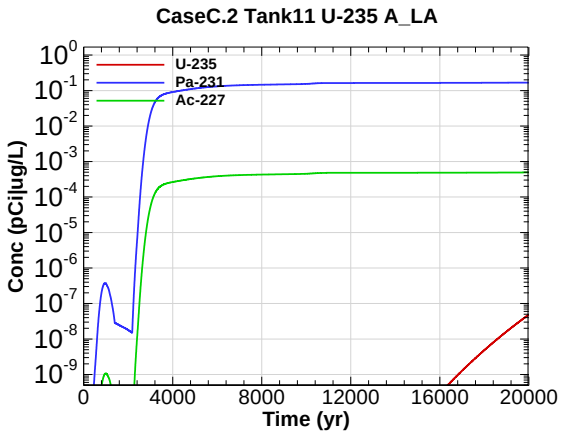

Figure S.2-169 - 100m Aquifer Concentration for CaseC.2 Tank11 U-235 A_LA

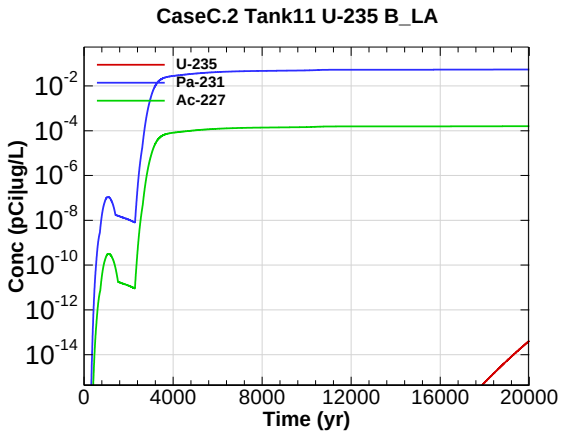

Figure S.2-170 - 100m Aquifer Concentration for CaseC.2 Tank11 U-235 B_LA

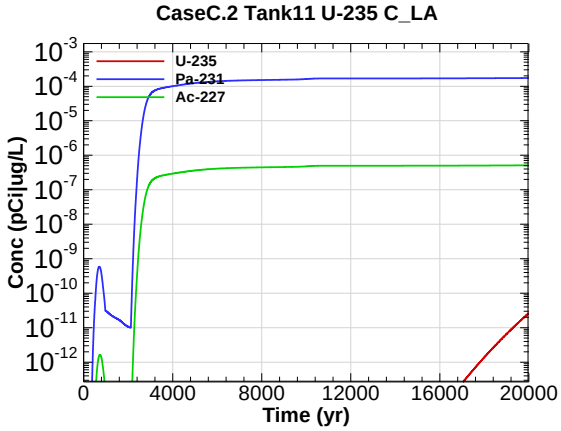

Figure S.2-171 - 100m Aquifer Concentration for CaseC.2 Tank11 U-235 C_LA

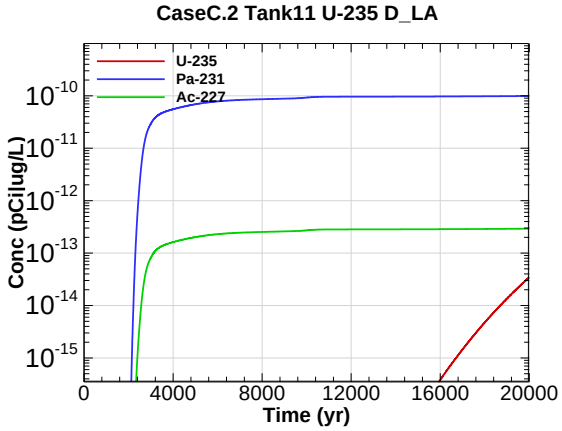

Figure S.2-172 - 100m Aquifer Concentration for CaseC.2 Tank11 U-235 D_LA

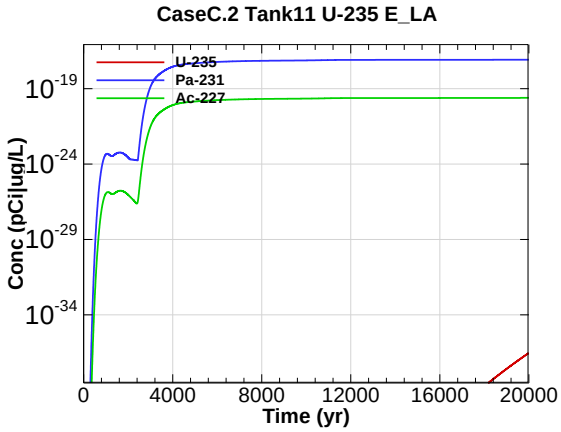

Figure S.2-173 - 100m Aquifer Concentration for CaseC.2 Tank11 U-235 E_LA

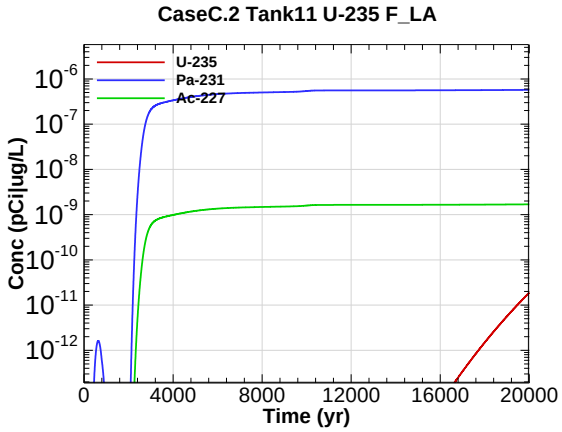

Figure S.2-174 - 100m Aquifer Concentration for CaseC.2 Tank11 U-235 F_LA

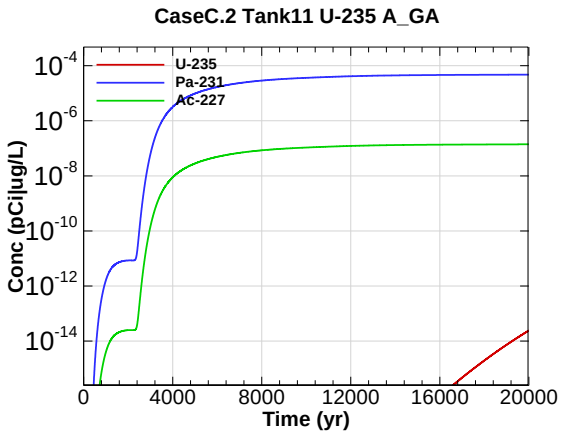

Figure S.2-175 - 100m Aquifer Concentration for CaseC.2 Tank11 U-235 A_GA

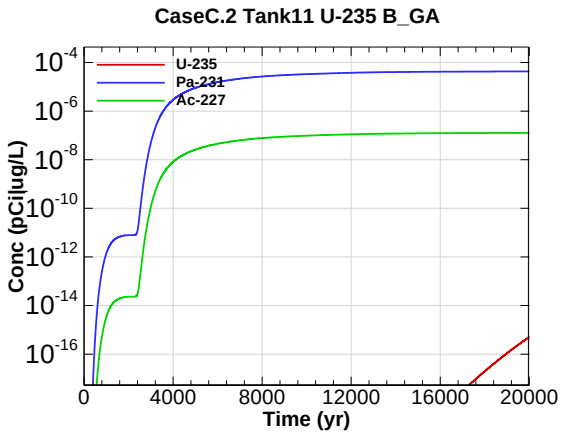

Figure S.2-176 - 100m Aquifer Concentration for CaseC.2 Tank11 U-235 B_GA

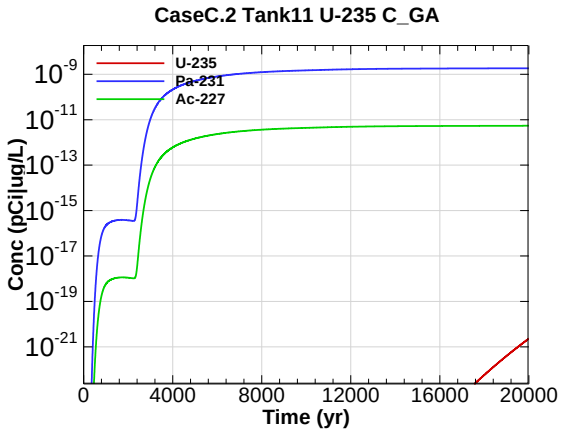

Figure S.2-177 - 100m Aquifer Concentration for CaseC.2 Tank11 U-235 C_GA

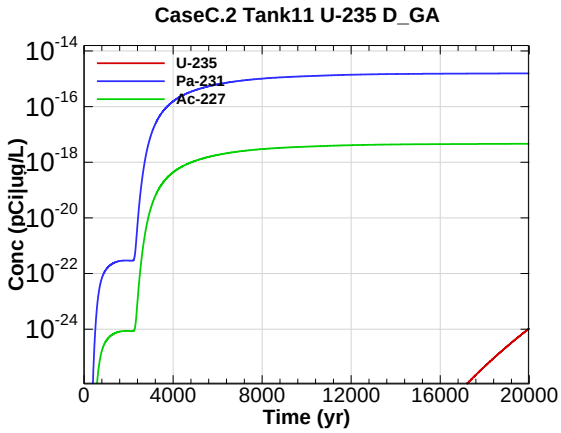

Figure S.2-178 - 100m Aquifer Concentration for CaseC.2 Tank11 U-235 D_GA

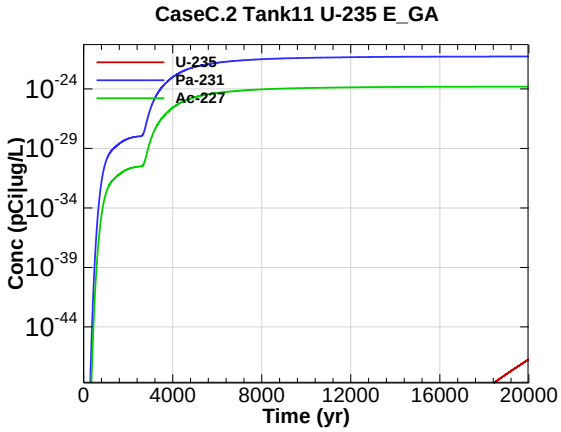

Figure S.2-179 - 100m Aquifer Concentration for CaseC.2 Tank11 U-235 E_GA

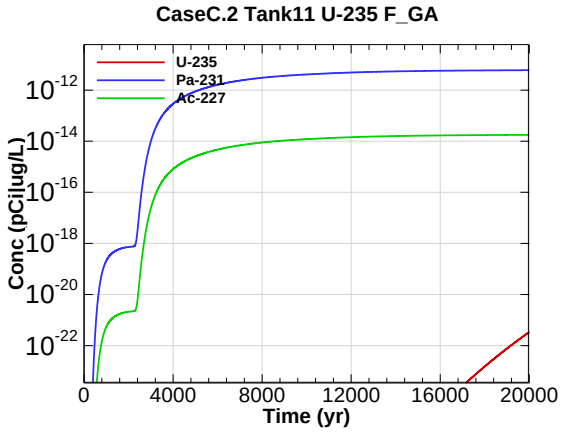

Figure S.2-180 - 100m Aquifer Concentration for CaseC.2 Tank11 U-235 F_GA

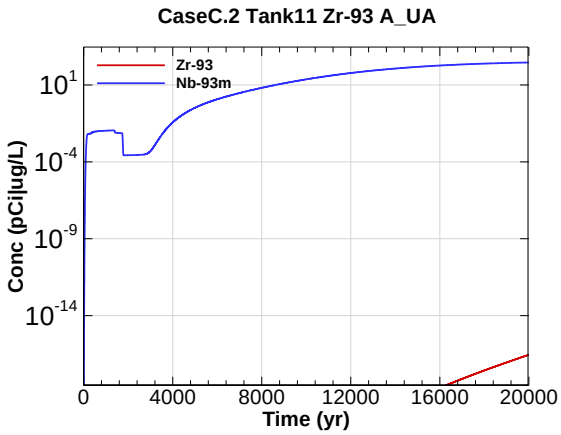

Figure S.2-181 - 100m Aquifer Concentration for CaseC.2 Tank11 Zr-93 A_UA

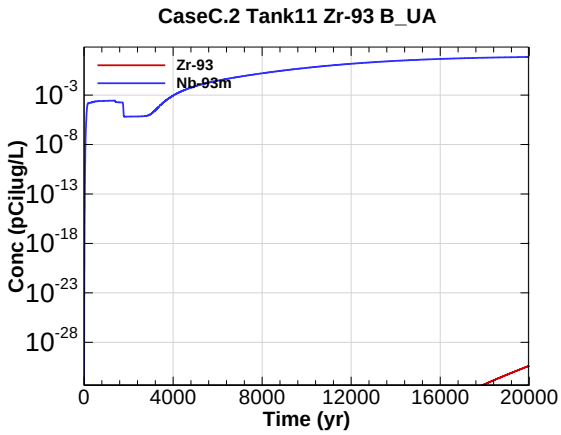

Figure S.2-182 - 100m Aquifer Concentration for CaseC.2 Tank11 Zr-93 B_UA

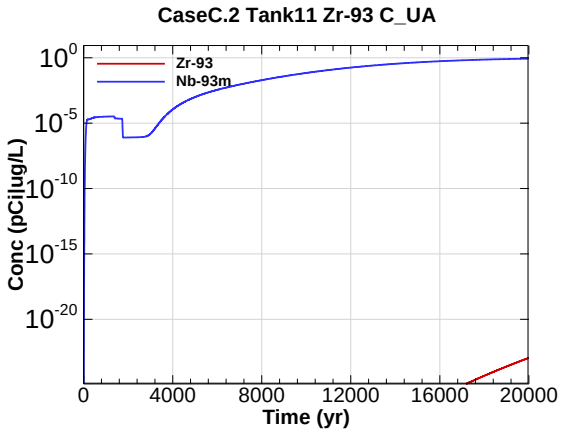

Figure S.2-183 - 100m Aquifer Concentration for CaseC.2 Tank11 Zr-93 C_UA

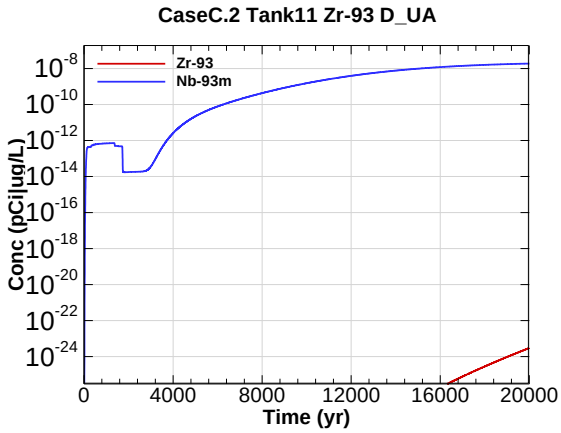

Figure S.2-184 - 100m Aquifer Concentration for CaseC.2 Tank11 Zr-93 D_UA

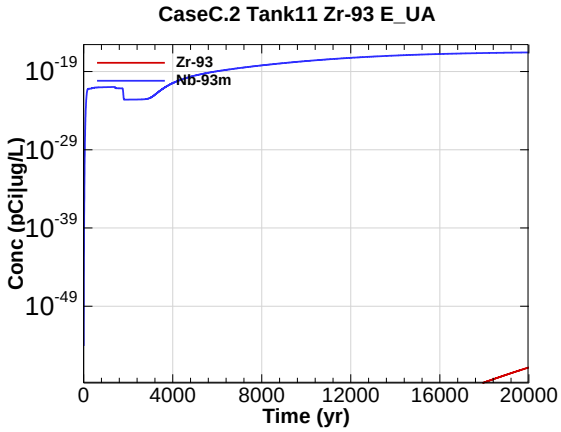

Figure S.2-185 - 100m Aquifer Concentration for CaseC.2 Tank11 Zr-93 E_UA

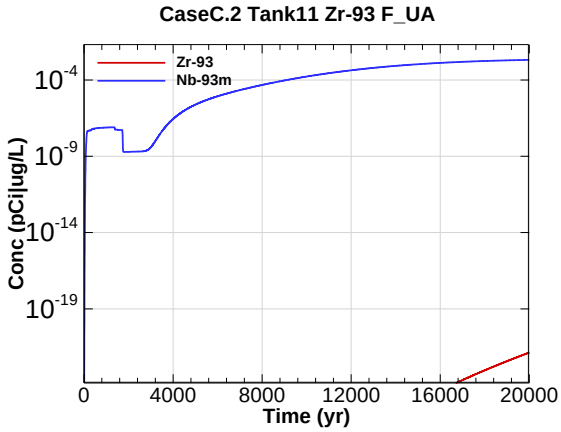

Figure S.2-186 - 100m Aquifer Concentration for CaseC.2 Tank11 Zr-93 F_UA

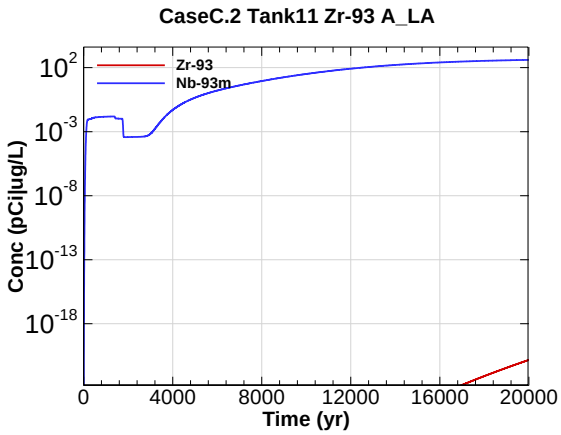

Figure S.2-187 - 100m Aquifer Concentration for CaseC.2 Tank11 Zr-93 A_LA

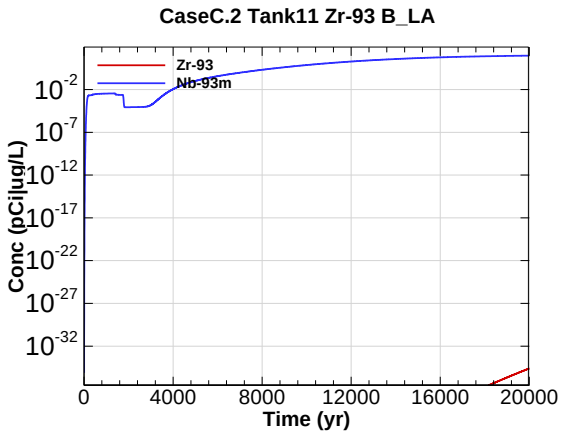

Figure S.2-188 - 100m Aquifer Concentration for CaseC.2 Tank11 Zr-93 B_LA

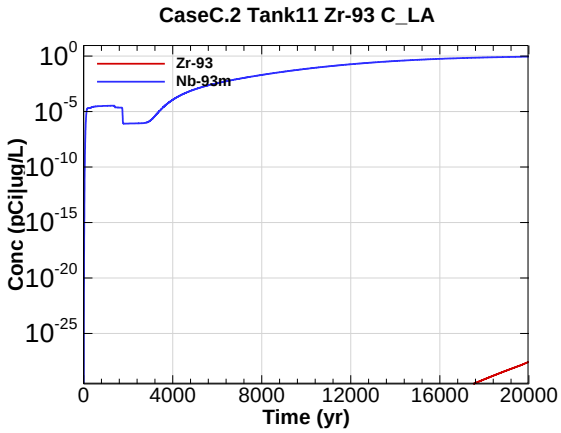

Figure S.2-189 - 100m Aquifer Concentration for CaseC.2 Tank11 Zr-93 C_LA

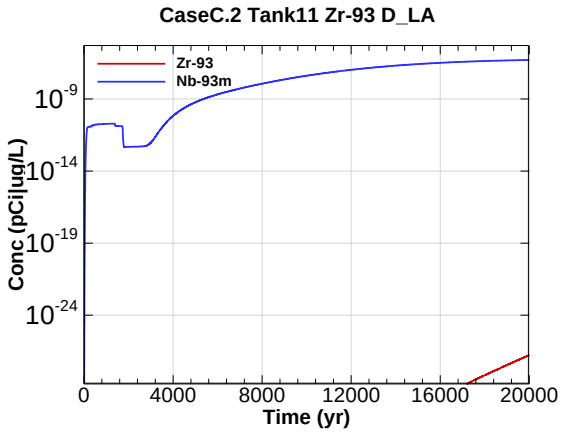

Figure S.2-190 - 100m Aquifer Concentration for CaseC.2 Tank11 Zr-93 D_LA

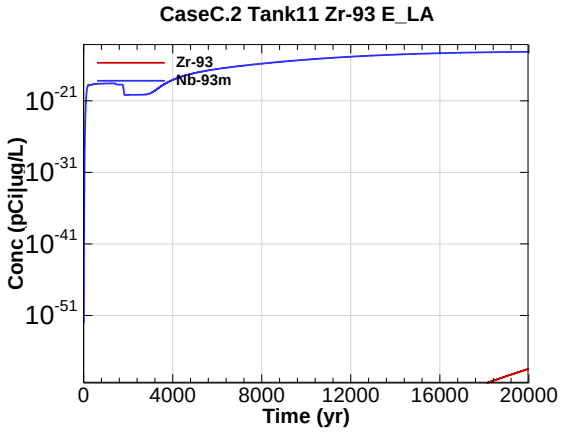

Figure S.2-191 - 100m Aquifer Concentration for CaseC.2 Tank11 Zr-93 E_LA

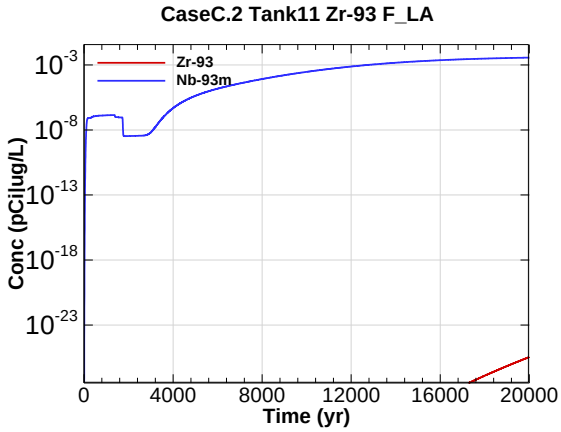

Figure S.2-192 - 100m Aquifer Concentration for CaseC.2 Tank11 Zr-93 F_LA

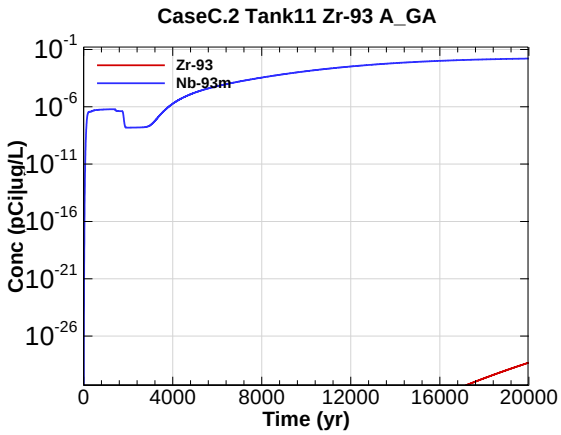

Figure S.2-193 - 100m Aquifer Concentration for CaseC.2 Tank11 Zr-93 A_GA

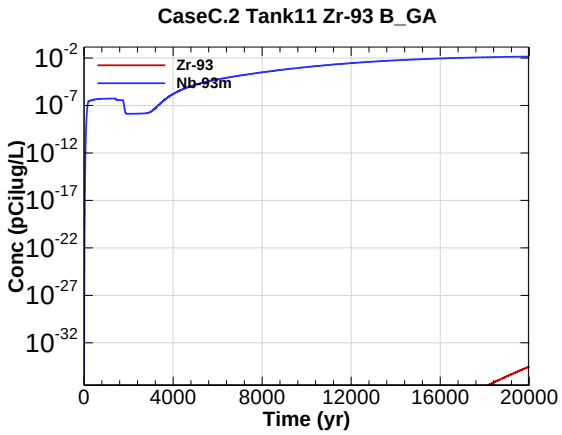

Figure S.2-194 - 100m Aquifer Concentration for CaseC.2 Tank11 Zr-93 B_GA

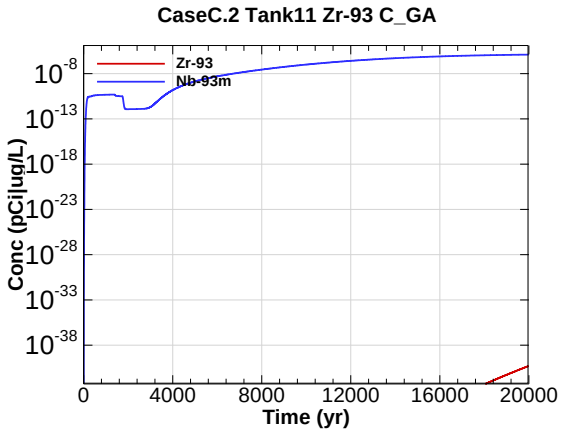

Figure S.2-195 - 100m Aquifer Concentration for CaseC.2 Tank11 Zr-93 C_GA

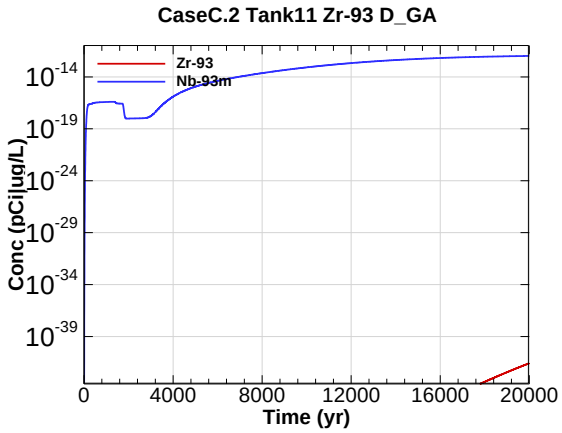

Figure S.2-196 - 100m Aquifer Concentration for CaseC.2 Tank11 Zr-93 D_GA

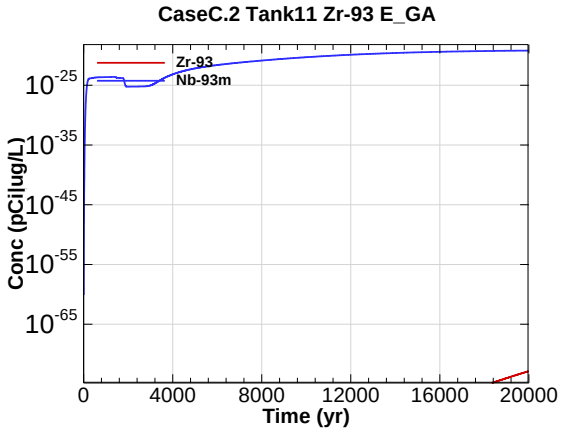

Figure S.2-197 - 100m Aquifer Concentration for CaseC.2 Tank11 Zr-93 E_GA

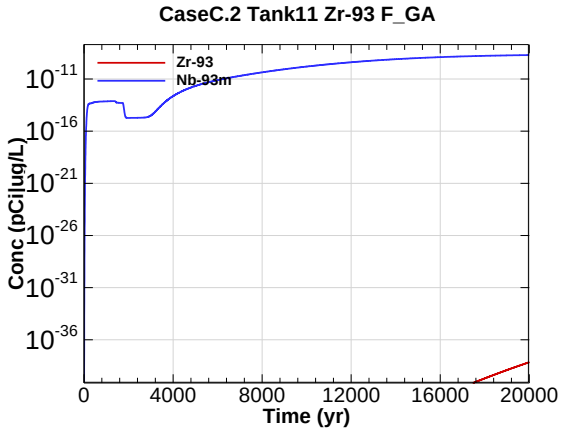

Figure S.2-198 - 100m Aquifer Concentration for CaseC.2 Tank11 Zr-93 F_GA

Appendix S.3

100-METER SENSISTIVITY RUN RADIONUCLIDE CONCENTRATIONS FOR CASE C LINER FAILURE VARIABILITY

TYPE I, NOMINAL LINER FAILURE TIME, CASE C

Appendix S.3 contains curves showing the 100-meter radiological concentrations (sensitivity run radionuclides only) for liner failure variability for Type I tanks (Tank 11) with nominal liner failure time for all of HTF (waste tank and ancillary equipment inventories) for Case C. Results for 20,000-year concentrations are presented from the three aquifers of concern (Upper Three Runs Aquifer - Upper Zone, Upper Three Runs Aquifer - Lower Zone, and Gordon Aquifer) for Sectors A through F.

Graph heading example "CaseC.3_Tank 11 All Am-241 A_UA"

Key

CaseC.3 = scenario case/configuration
Tank 11 = period is over 20,000 years
All = all HTF inventory sources
Am-241 = radionuclide of concern
A = sector of concern (see sector map with stream traces)
UA = aquifer of concern
UA = Upper Three Runs Aquifer – Upper Zone
LA = Upper Three Runs Aquifer – Lower Zone
GA = Gordon Aquifer

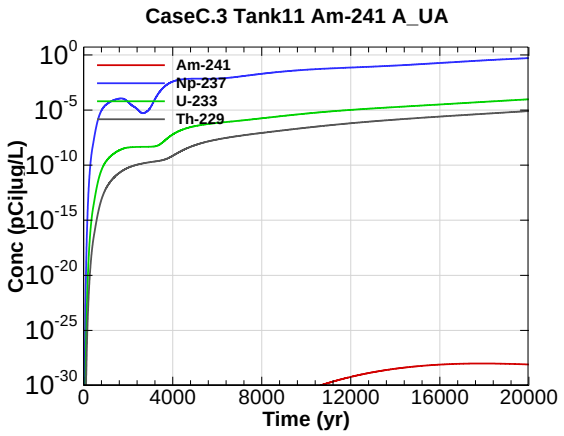

Figure S.3-1 - 100m Aquifer Concentration for CaseC.3 Tank11 Am-241 A_UA

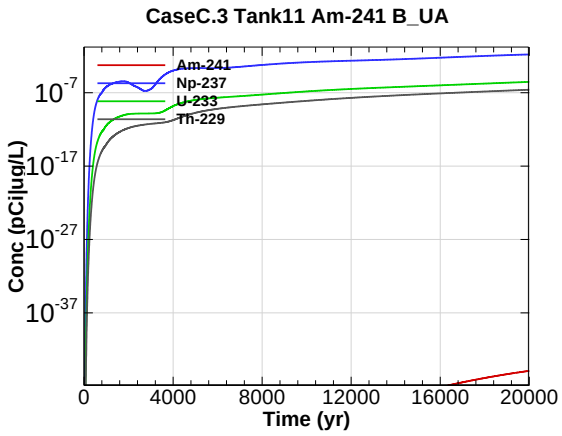

Figure S.3-2 - 100m Aquifer Concentration for CaseC.3 Tank11 Am-241 B_UA

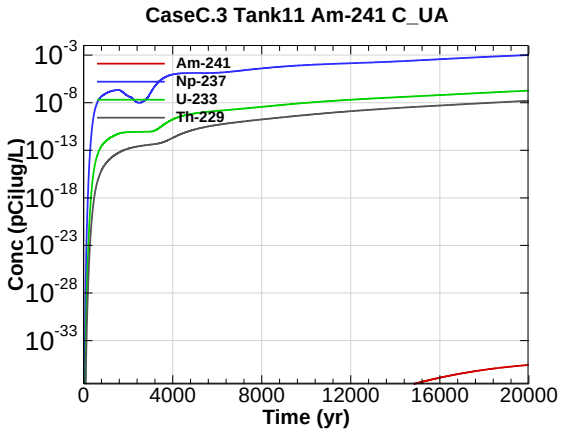

Figure S.3-3 - 100m Aquifer Concentration for CaseC.3 Tank11 Am-241 C_UA

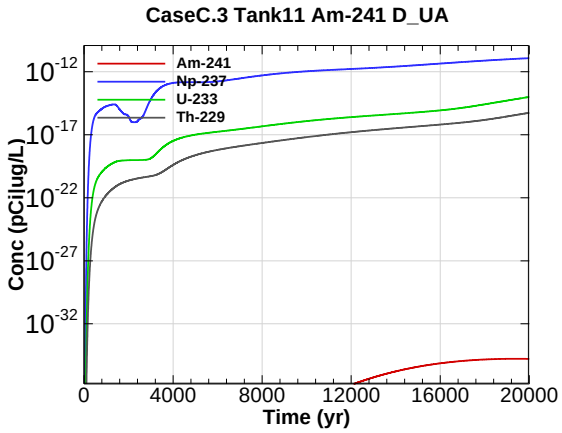

Figure S.3-4 - 100m Aquifer Concentration for CaseC.3 Tank11 Am-241 D_UA

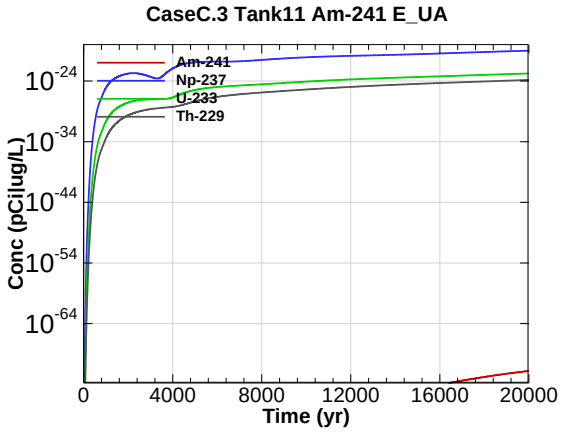

Figure S.3-5 - 100m Aquifer Concentration for CaseC.3 Tank11 Am-241 E_UA

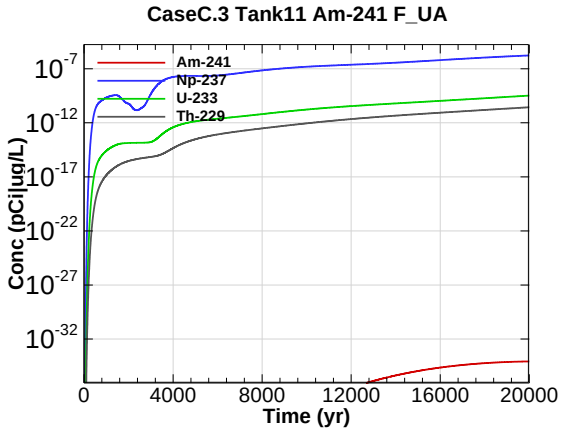

Figure S.3-6 - 100m Aquifer Concentration for CaseC.3 Tank11 Am-241 F_UA

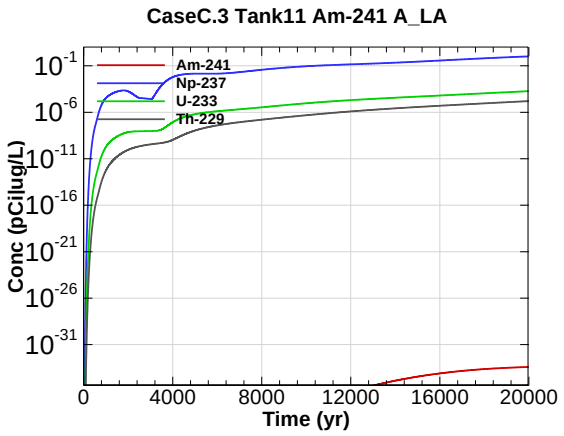

Figure S.3-7 - 100m Aquifer Concentration for CaseC.3 Tank11 Am-241 A_LA

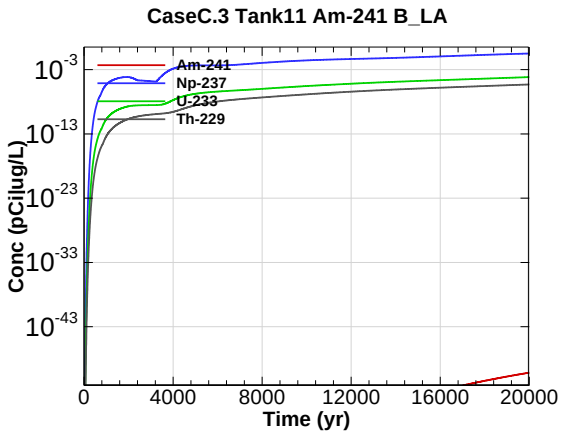

Figure S.3-8 - 100m Aquifer Concentration for CaseC.3 Tank11 Am-241 B_LA

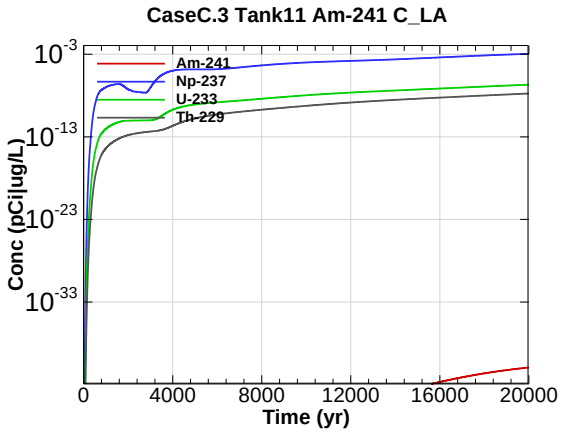

Figure S.3-9 - 100m Aquifer Concentration for CaseC.3 Tank11 Am-241 C_LA

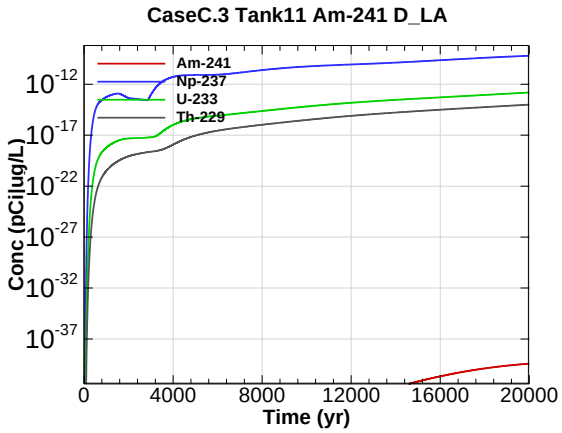

Figure S.3-10 - 100m Aquifer Concentration for CaseC.3 Tank11 Am-241 D_LA

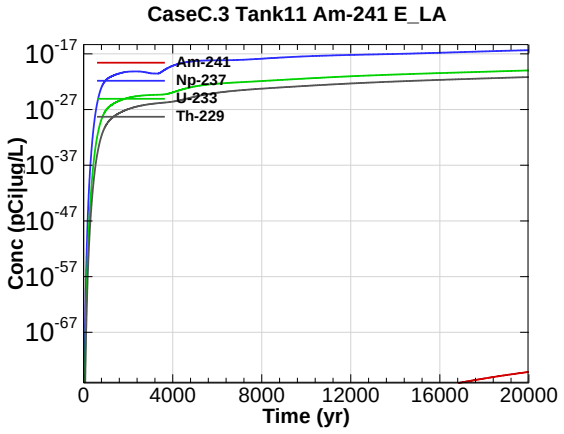

Figure S.3-11 - 100m Aquifer Concentration for CaseC.3 Tank11 Am-241 E_LA

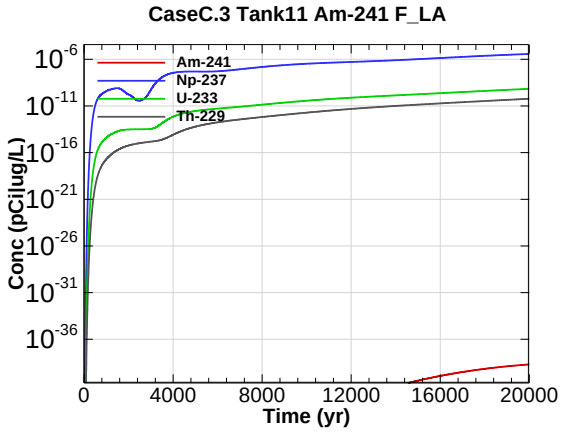

Figure S.3-12 - 100m Aquifer Concentration for CaseC.3 Tank11 Am-241 F_LA

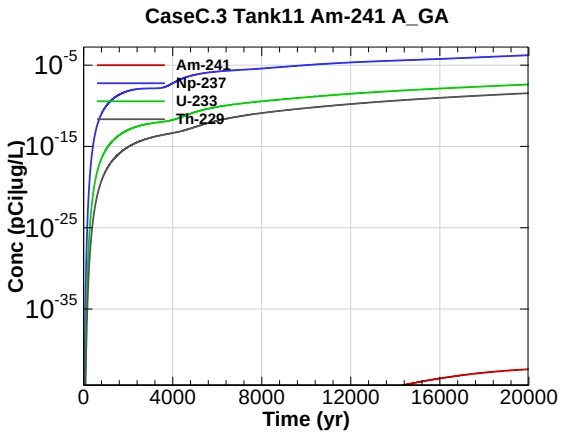

Figure S.3-13 - 100m Aquifer Concentration for CaseC.3 Tank11 Am-241 A_GA

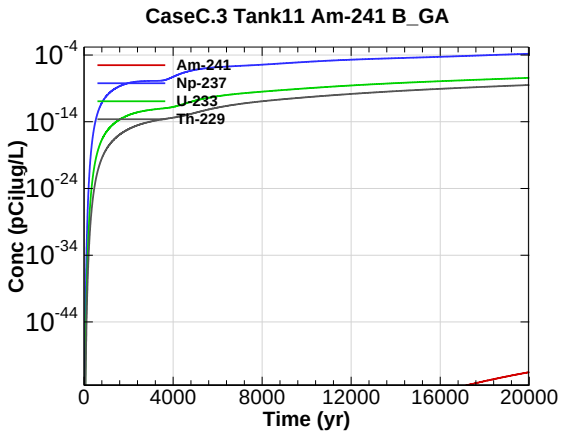

Figure S.3-14 - 100m Aquifer Concentration for CaseC.3 Tank11 Am-241 B_GA

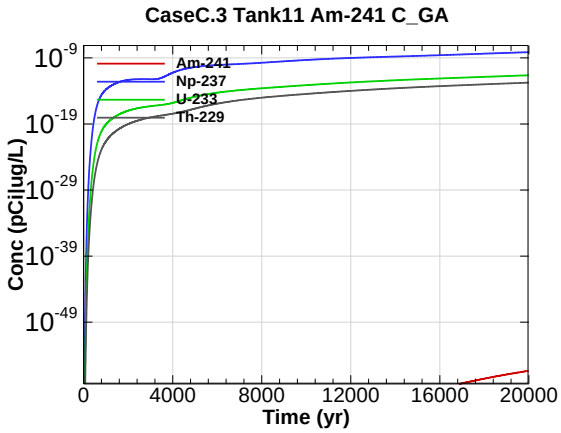

Figure S.3-15 - 100m Aquifer Concentration for CaseC.3 Tank11 Am-241 C_GA

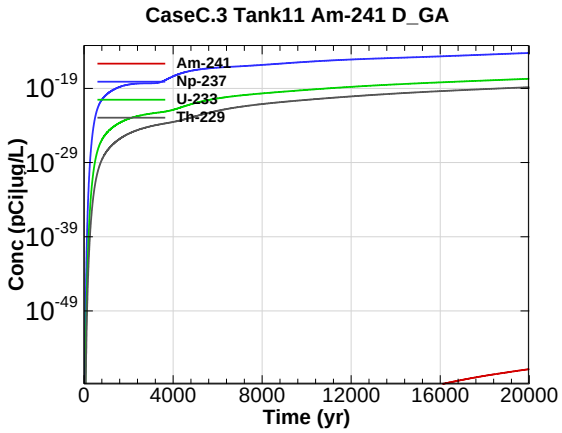

Figure S.3-16 - 100m Aquifer Concentration for CaseC.3 Tank11 Am-241 D_GA

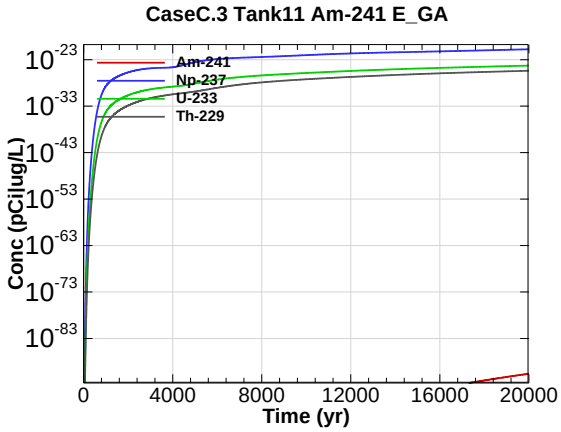

Figure S.3-17 - 100m Aquifer Concentration for CaseC.3 Tank11 Am-241 E_GA

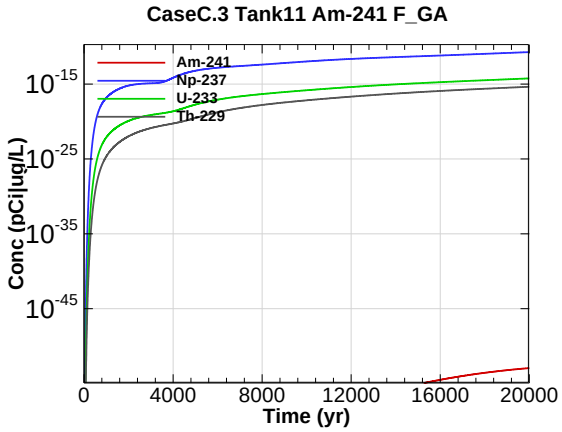

Figure S.3-18 - 100m Aquifer Concentration for CaseC.3 Tank11 Am-241 F_GA

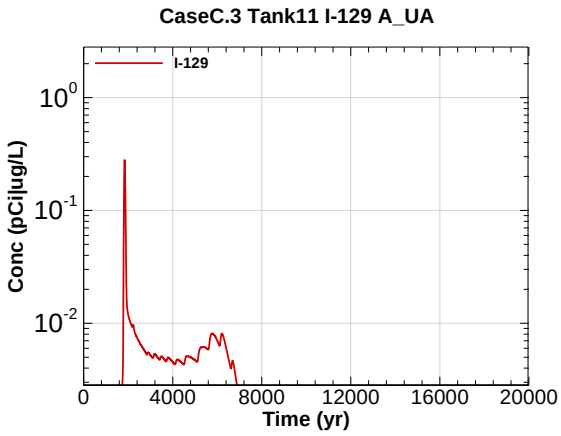

Figure S.3-19 - 100m Aquifer Concentration for CaseC.3 Tank11 I-129 A_UA

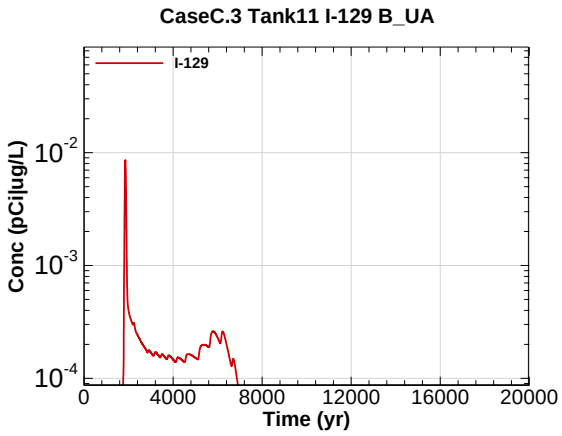

Figure S.3-20 - 100m Aquifer Concentration for CaseC.3 Tank11 I-129 B_UA

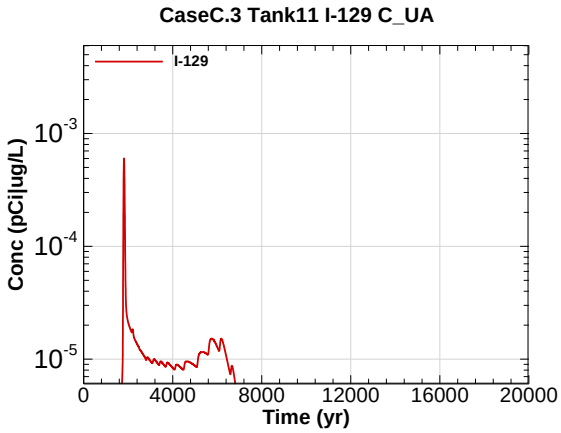

Figure S.3-21 - 100m Aquifer Concentration for CaseC.3 Tank11 I-129 C_UA

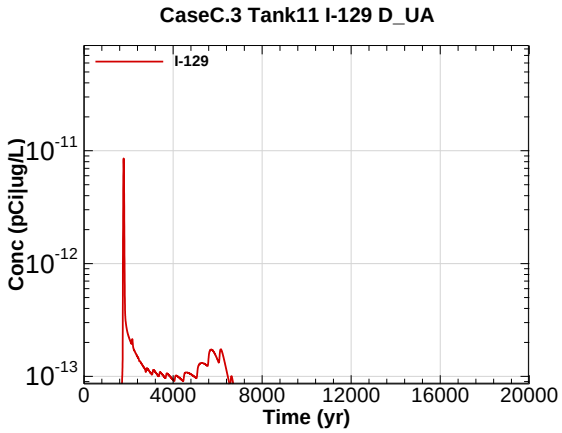

Figure S.3-22 - 100m Aquifer Concentration for CaseC.3 Tank11 I-129 D_UA

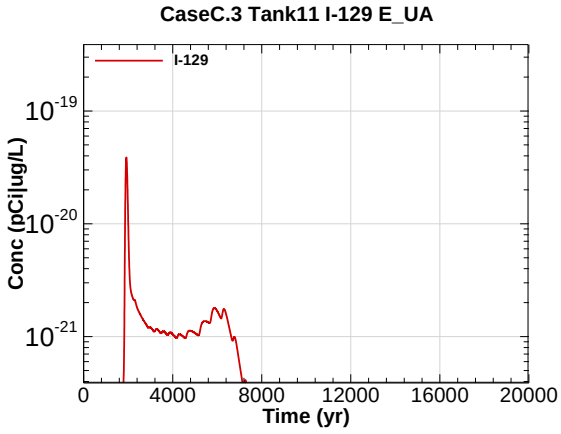

Figure S.3-23 - 100m Aquifer Concentration for CaseC.3 Tank11 I-129 E_UA

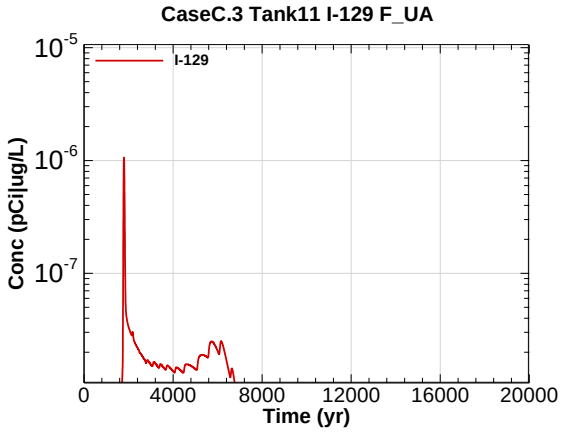

Figure S.3-24 - 100m Aquifer Concentration for CaseC.3 Tank11 I-129 F_UA

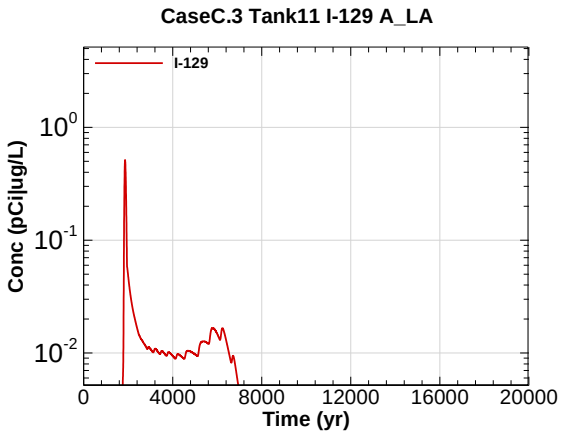

Figure S.3-25 - 100m Aquifer Concentration for CaseC.3 Tank11 I-129 A_LA

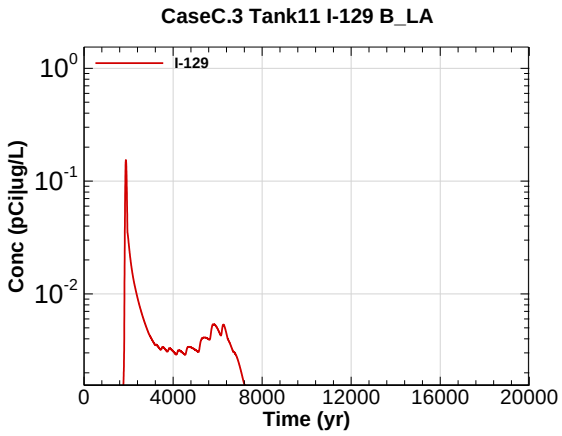

Figure S.3-26 - 100m Aquifer Concentration for CaseC.3 Tank11 I-129 B_LA

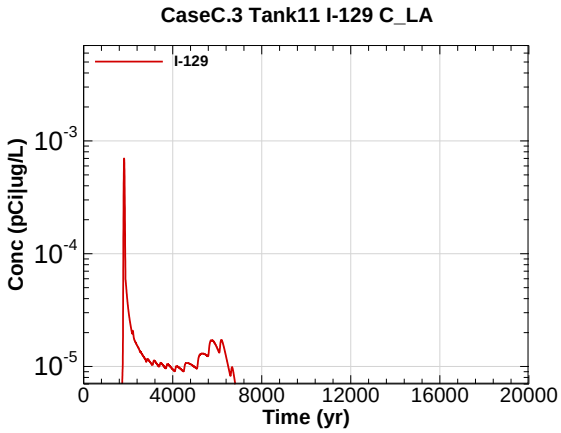

Figure S.3-27 - 100m Aquifer Concentration for CaseC.3 Tank11 I-129 C_LA

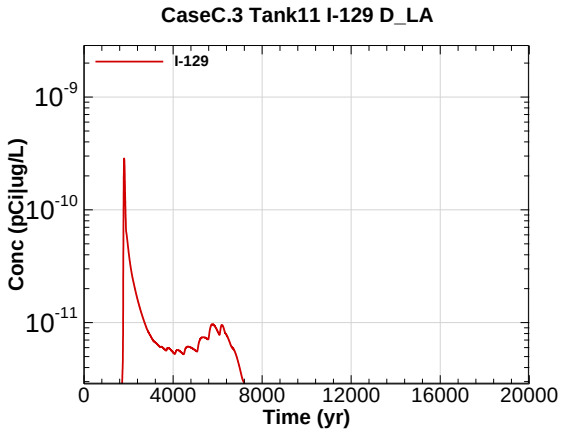

Figure S.3-28 - 100m Aquifer Concentration for CaseC.3 Tank11 I-129 D_LA

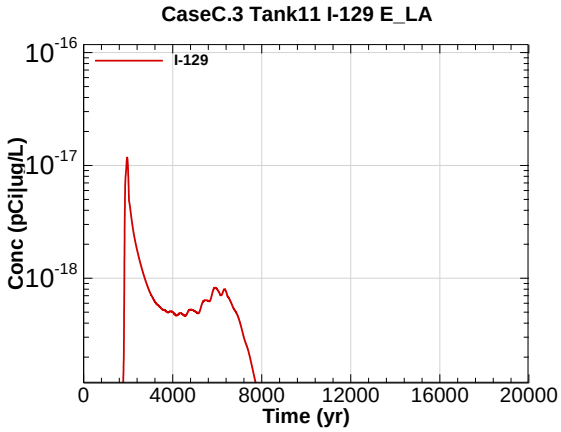

Figure S.3-29 - 100m Aquifer Concentration for CaseC.3 Tank11 I-129 E_LA

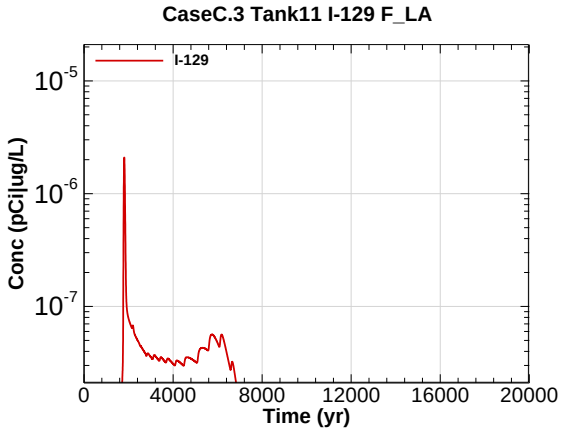

Figure S.3-30 - 100m Aquifer Concentration for CaseC.3 Tank11 I-129 F_LA

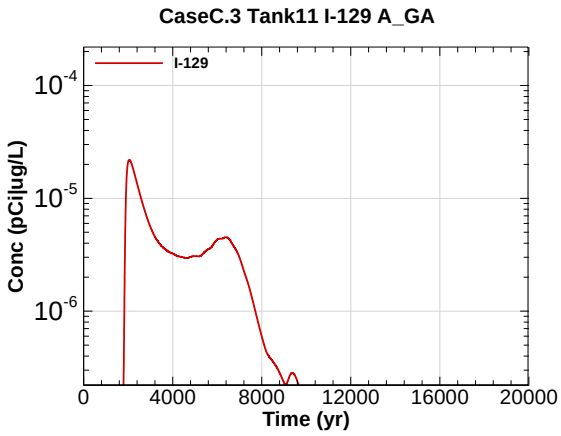

Figure S.3-31 - 100m Aquifer Concentration for CaseC.3 Tank11 I-129 A_GA

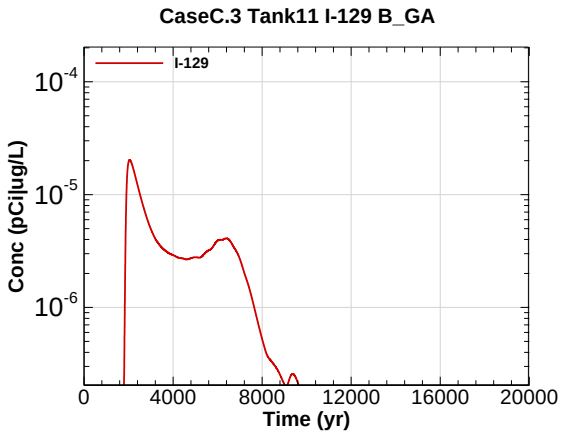

Figure S.3-32 - 100m Aquifer Concentration for CaseC.3 Tank11 I-129 B_GA

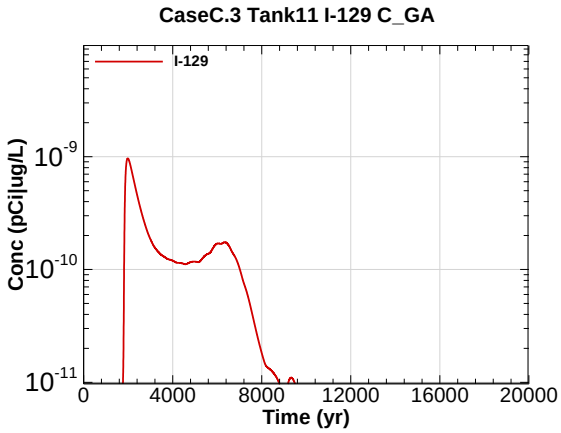

Figure S.3-33 - 100m Aquifer Concentration for CaseC.3 Tank11 I-129 C_GA

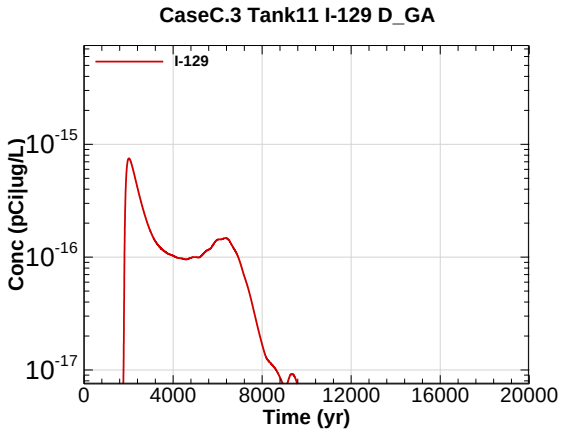

Figure S.3-34 - 100m Aquifer Concentration for CaseC.3 Tank11 I-129 D_GA

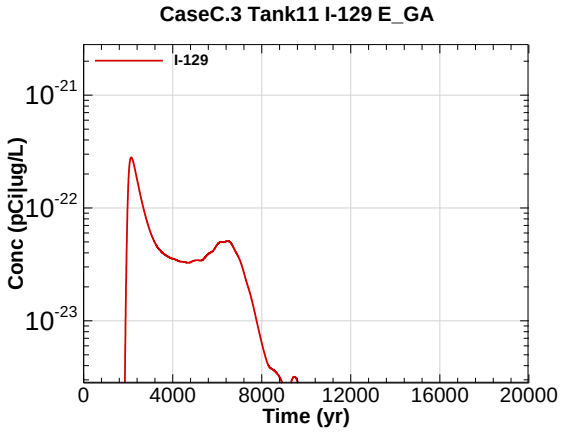

Figure S.3-35 - 100m Aquifer Concentration for CaseC.3 Tank11 I-129 E_GA

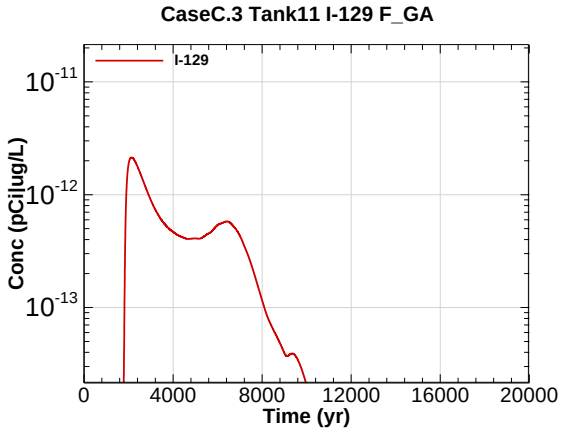

Figure S.3-36 - 100m Aquifer Concentration for CaseC.3 Tank11 I-129 F_GA

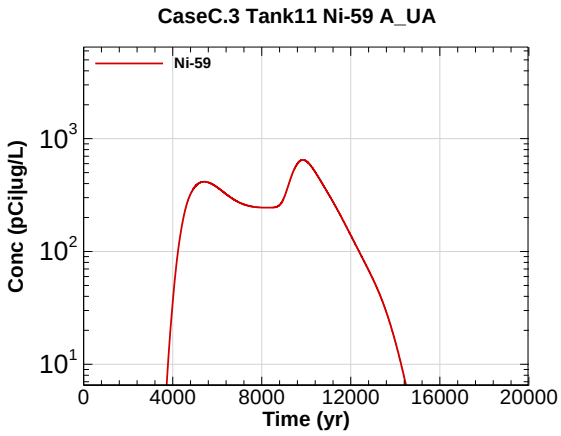

Figure S.3-37 - 100m Aquifer Concentration for CaseC.3 Tank11 Ni-59 A_UA

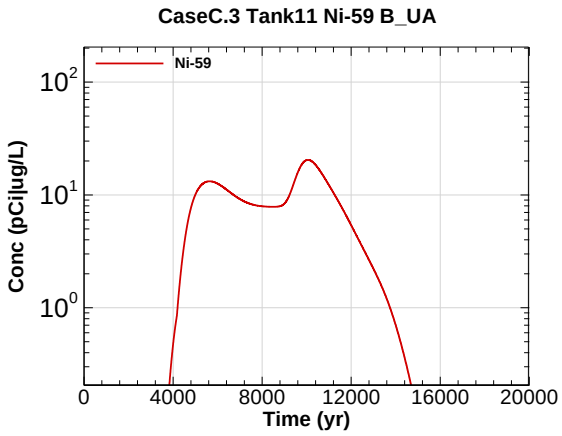

Figure S.3-38 - 100m Aquifer Concentration for CaseC.3 Tank11 Ni-59 B_UA

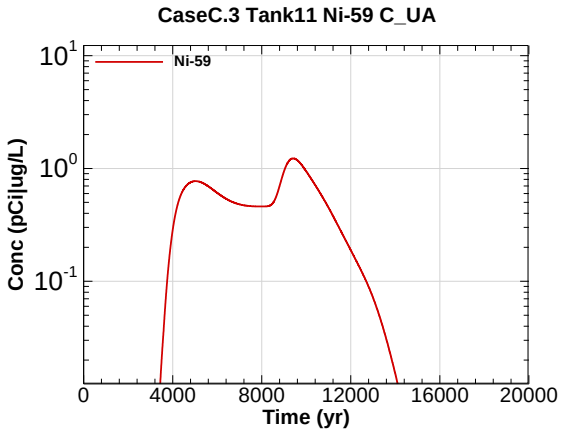

Figure S.3-39 - 100m Aquifer Concentration for CaseC.3 Tank11 Ni-59 C_UA

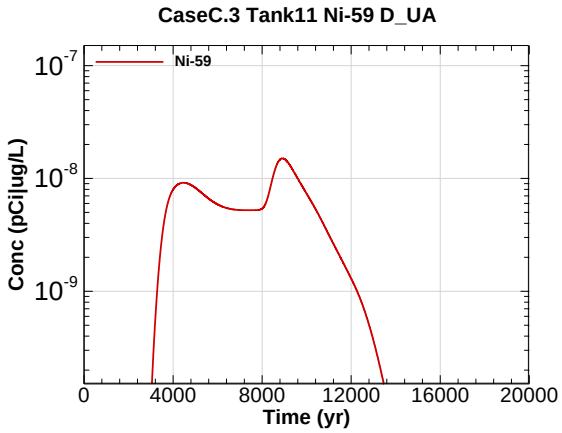

Figure S.3-40 - 100m Aquifer Concentration for CaseC.3 Tank11 Ni-59 D_UA

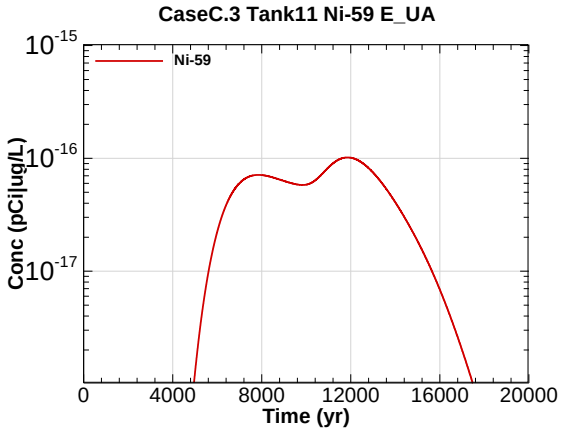

Figure S.3-41 - 100m Aquifer Concentration for CaseC.3 Tank11 Ni-59 E_UA

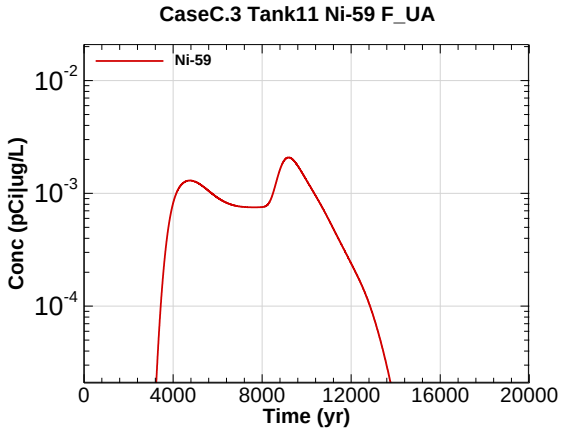

Figure S.3-42 - 100m Aquifer Concentration for CaseC.3 Tank11 Ni-59 F_UA

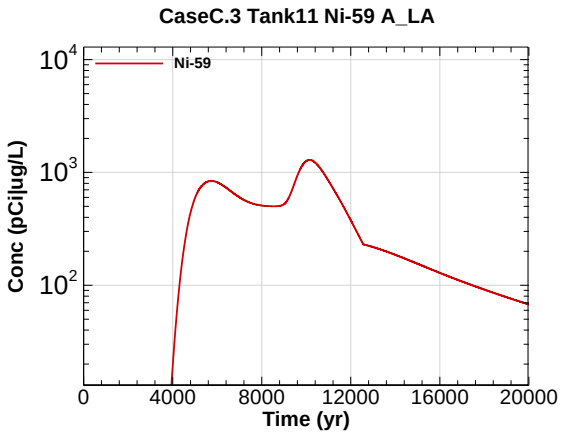

Figure S.3-43 - 100m Aquifer Concentration for CaseC.3 Tank11 Ni-59 A_LA

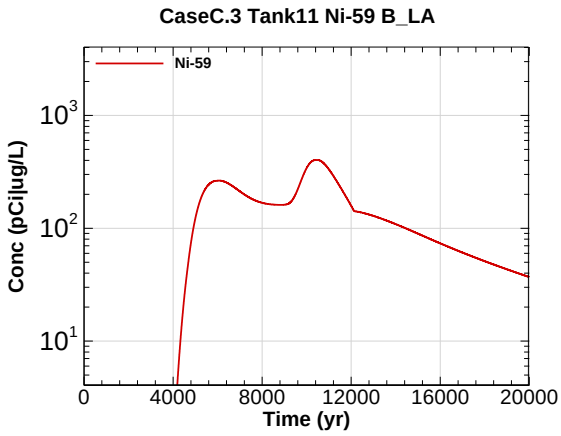

Figure S.3-44 - 100m Aquifer Concentration for CaseC.3 Tank11 Ni-59 B_LA

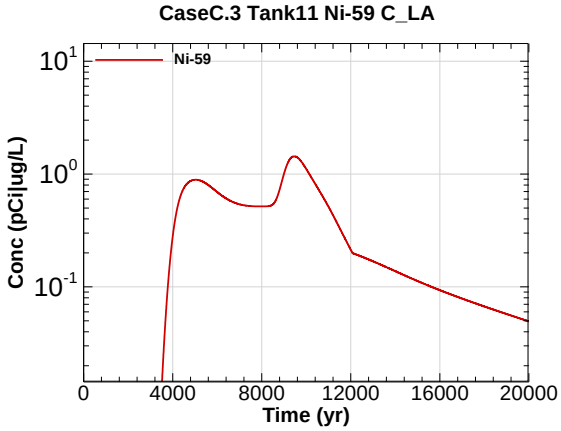

Figure S.3-45 - 100m Aquifer Concentration for CaseC.3 Tank11 Ni-59 C_LA

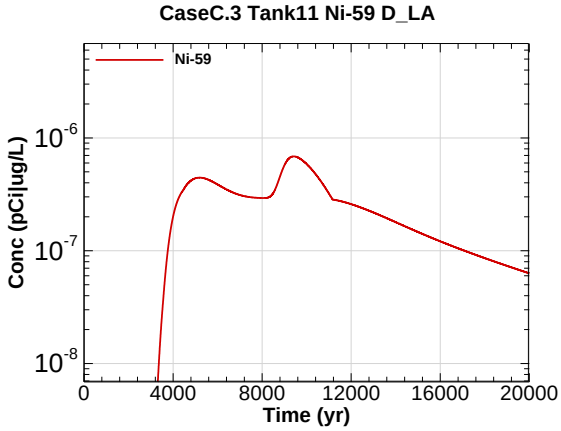

Figure S.3-46 - 100m Aquifer Concentration for CaseC.3 Tank11 Ni-59 D_LA

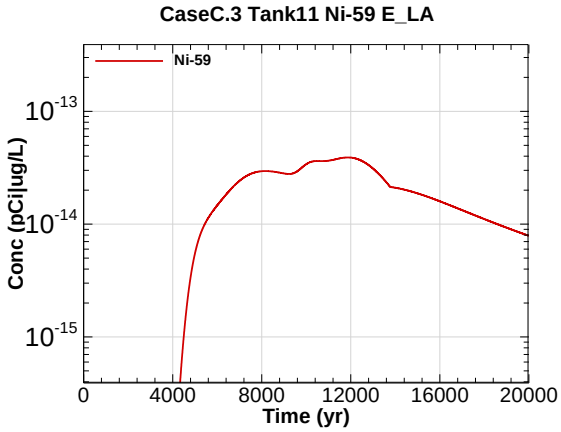

Figure S.3-47 - 100m Aquifer Concentration for CaseC.3 Tank11 Ni-59 E_LA

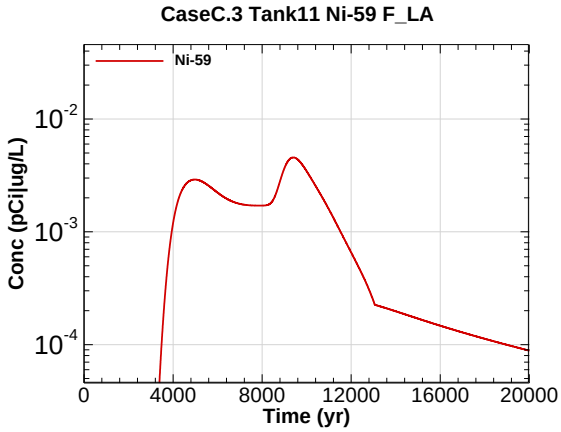

Figure S.3-48 - 100m Aquifer Concentration for CaseC.3 Tank11 Ni-59 F_LA

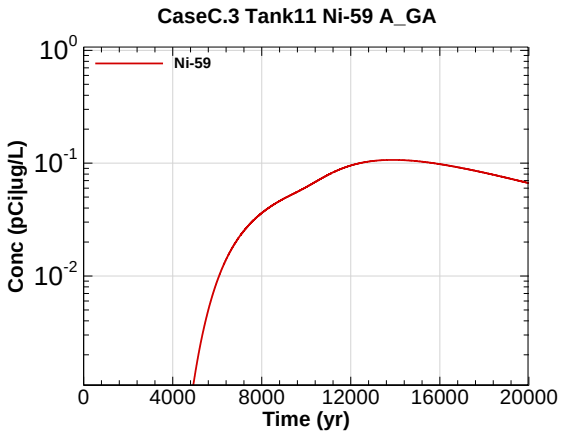

Figure S.3-49 - 100m Aquifer Concentration for CaseC.3 Tank11 Ni-59 A_GA

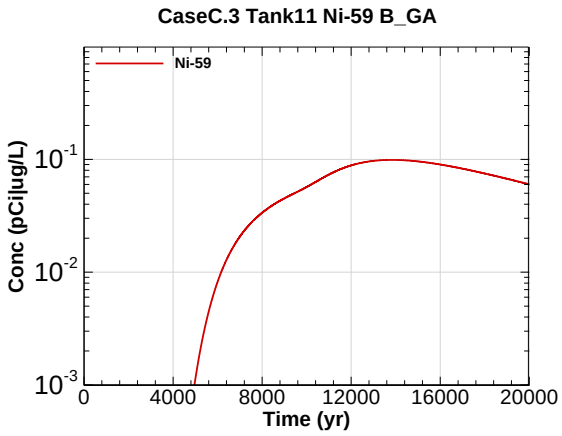

Figure S.3-50 - 100m Aquifer Concentration for CaseC.3 Tank11 Ni-59 B_GA

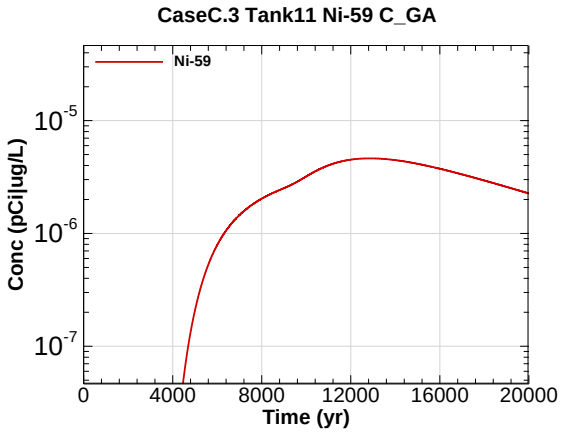

Figure S.3-51 - 100m Aquifer Concentration for CaseC.3 Tank11 Ni-59 C_GA

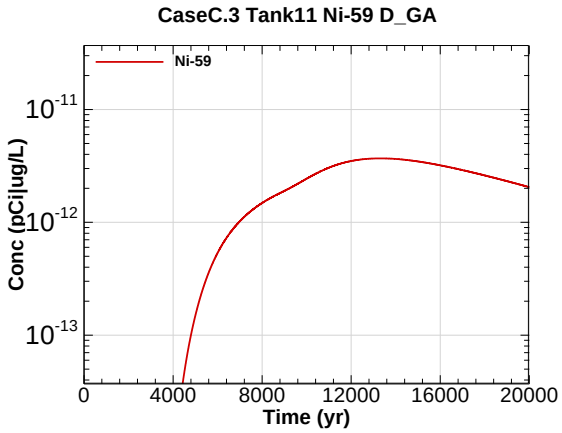

Figure S.3-52 - 100m Aquifer Concentration for CaseC.3 Tank11 Ni-59 D_GA

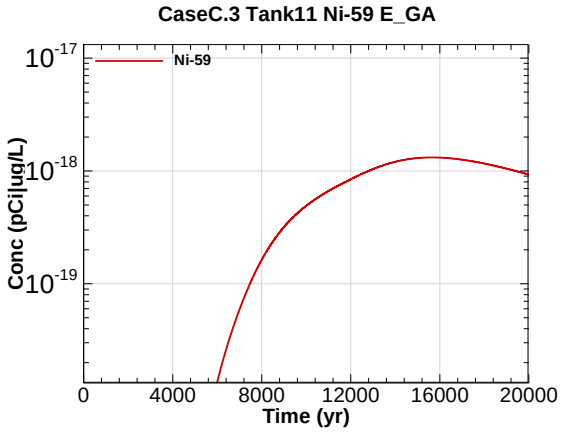

Figure S.3-53 - 100m Aquifer Concentration for CaseC.3 Tank11 Ni-59 E_GA

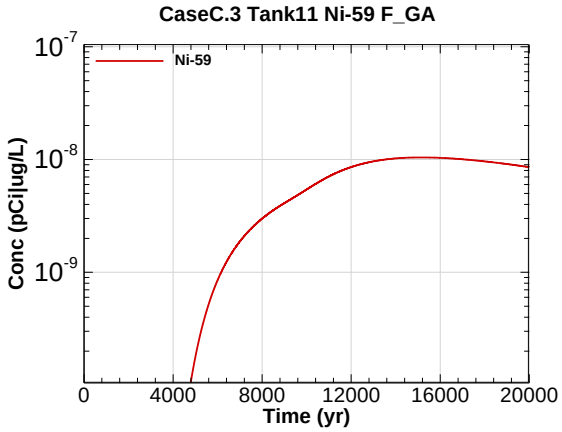

Figure S.3-54 - 100m Aquifer Concentration for CaseC.3 Tank11 Ni-59 F_GA

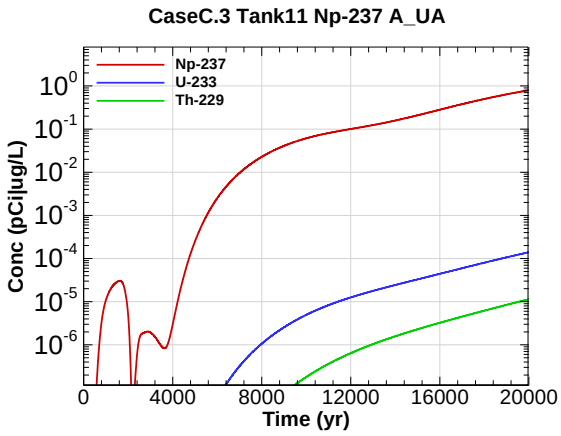

Figure S.3-55 - 100m Aquifer Concentration for CaseC.3 Tank11 Np-237 A_UA

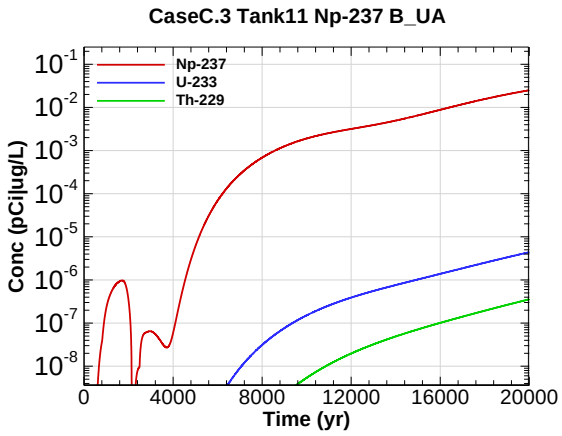

Figure S.3-56 - 100m Aquifer Concentration for CaseC.3 Tank11 Np-237 B_UA

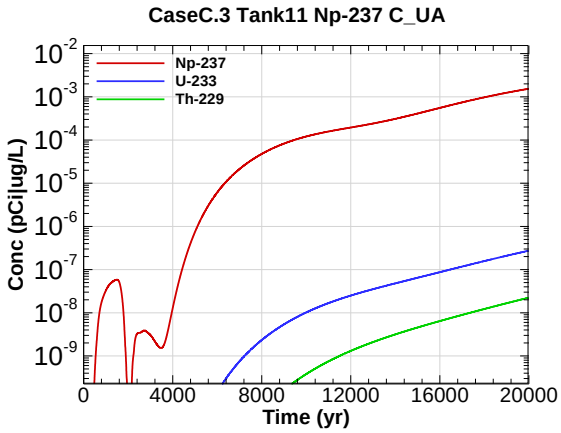

Figure S.3-57 - 100m Aquifer Concentration for CaseC.3 Tank11 Np-237 C_UA

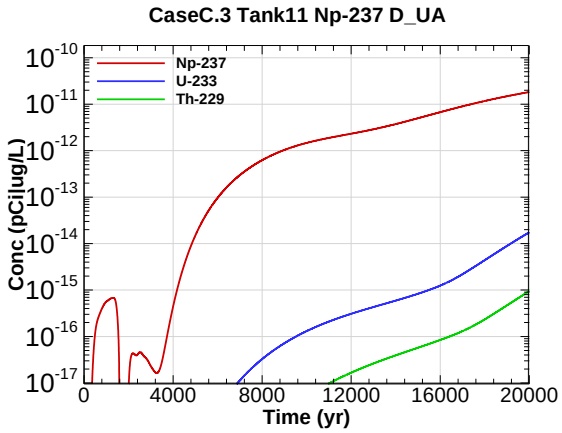

Figure S.3-58 - 100m Aquifer Concentration for CaseC.3 Tank11 Np-237 D_UA

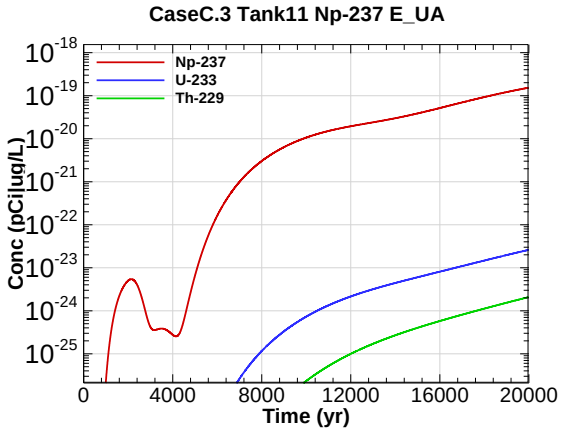

Figure S.3-59 - 100m Aquifer Concentration for CaseC.3 Tank11 Np-237 E_UA

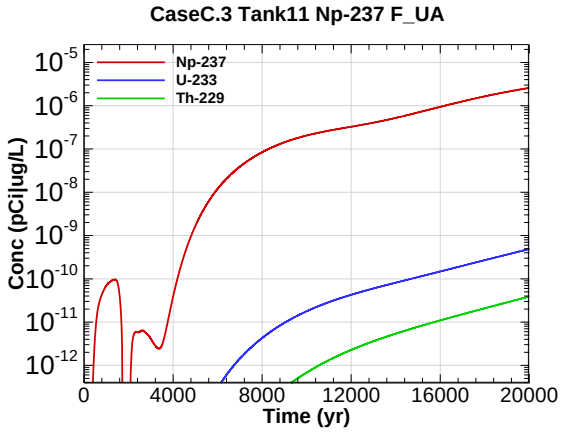

Figure S.3-60 - 100m Aquifer Concentration for CaseC.3 Tank11 Np-237 F_UA

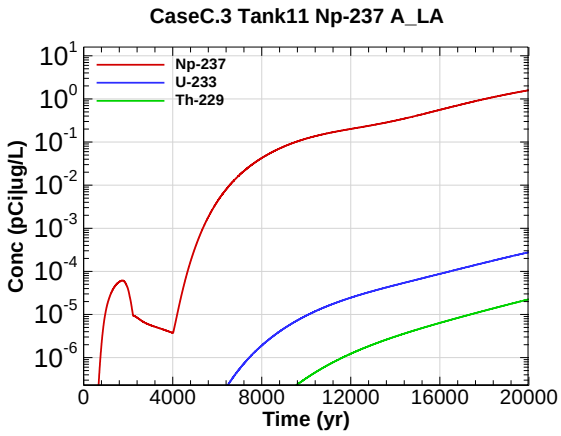

Figure S.3-61 - 100m Aquifer Concentration for CaseC.3 Tank11 Np-237 A_LA

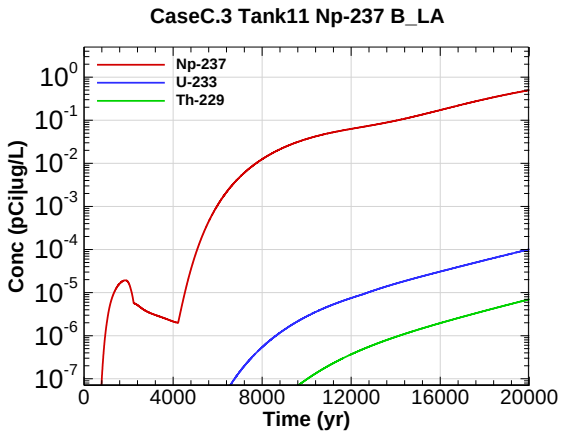

Figure S.3-62 - 100m Aquifer Concentration for CaseC.3 Tank11 Np-237 B_LA

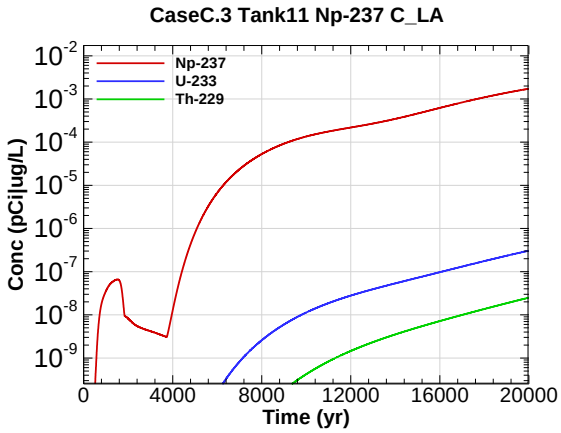

Figure S.3-63 - 100m Aquifer Concentration for CaseC.3 Tank11 Np-237 C_LA

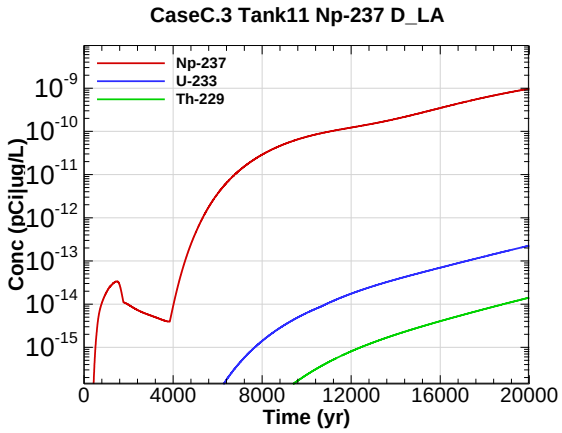

Figure S.3-64 - 100m Aquifer Concentration for CaseC.3 Tank11 Np-237 D_LA

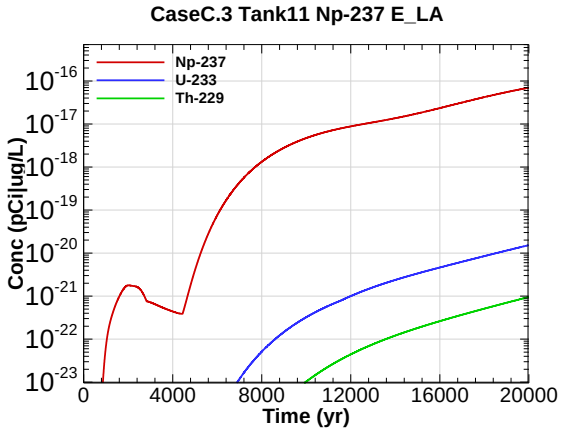

Figure S.3-65 - 100m Aquifer Concentration for CaseC.3 Tank11 Np-237 E_LA

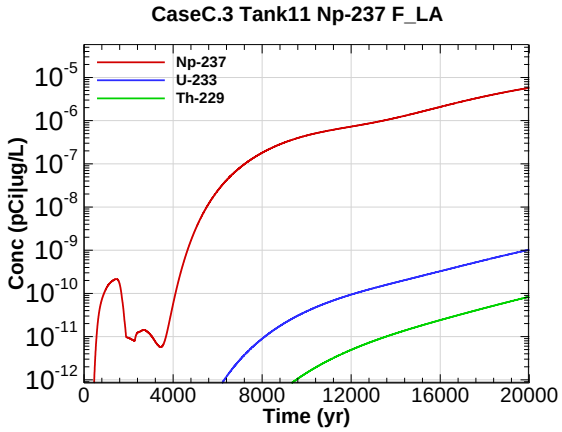

Figure S.3-66 - 100m Aquifer Concentration for CaseC.3 Tank11 Np-237 F_LA

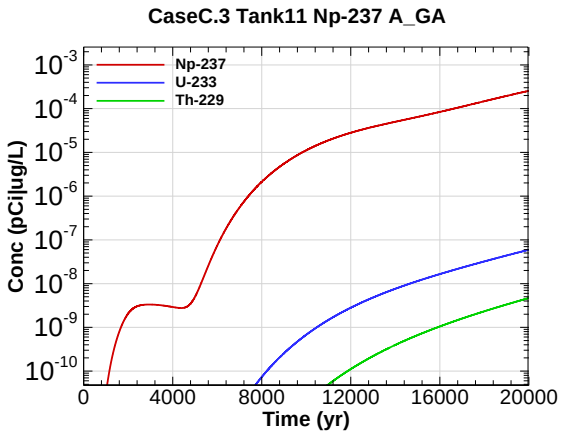

Figure S.3-67 - 100m Aquifer Concentration for CaseC.3 Tank11 Np-237 A_GA

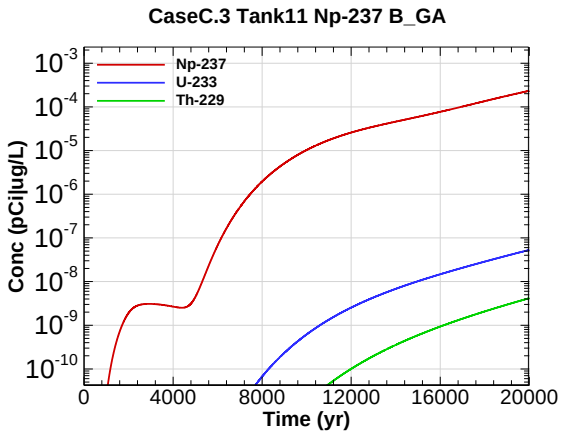

Figure S.3-68 - 100m Aquifer Concentration for CaseC.3 Tank11 Np-237 B_GA

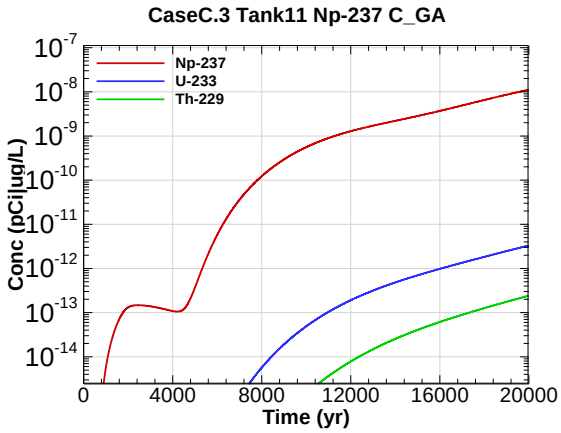

Figure S.3-69 - 100m Aquifer Concentration for CaseC.3 Tank11 Np-237 C_GA

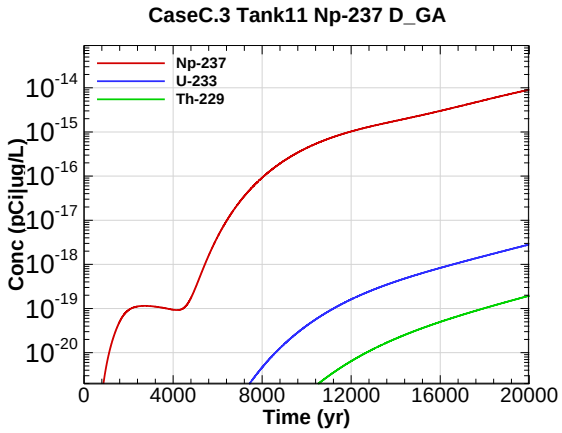

Figure S.3-70 - 100m Aquifer Concentration for CaseC.3 Tank11 Np-237 D_GA

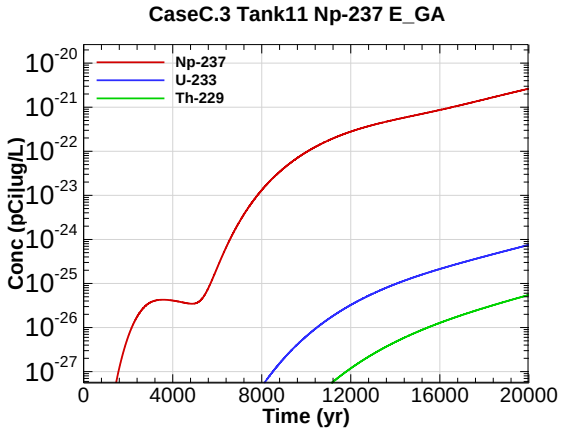

Figure S.3-71 - 100m Aquifer Concentration for CaseC.3 Tank11 Np-237 E_GA

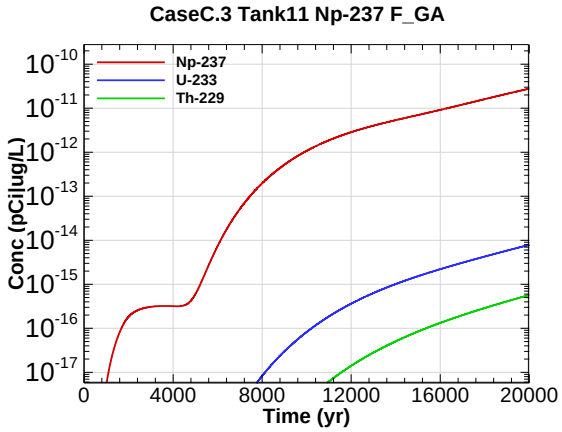

Figure S.3-72 - 100m Aquifer Concentration for CaseC.3 Tank11 Np-237 F_GA

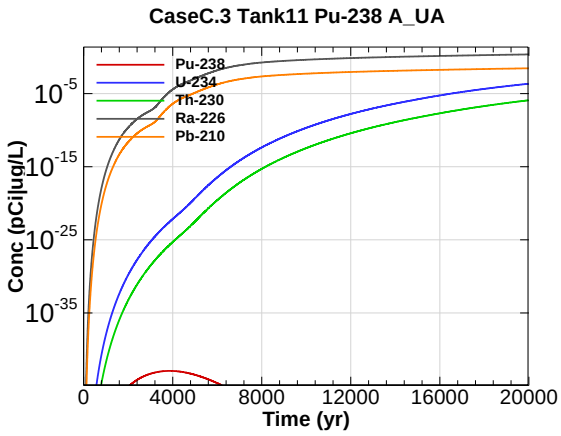

Figure S.3-73 - 100m Aquifer Concentration for CaseC.3 Tank11 Pu-238 A_UA

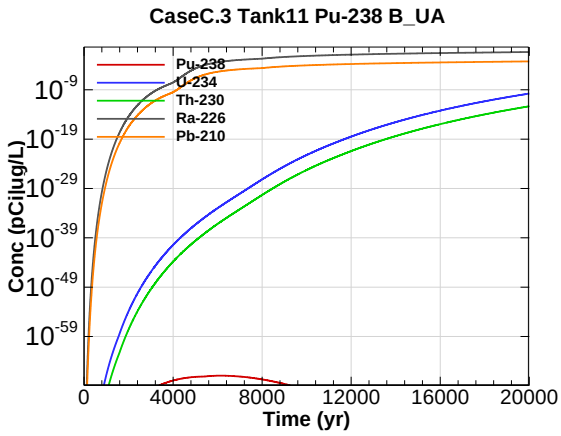

Figure S.3-74 - 100m Aquifer Concentration for CaseC.3 Tank11 Pu-238 B_UA

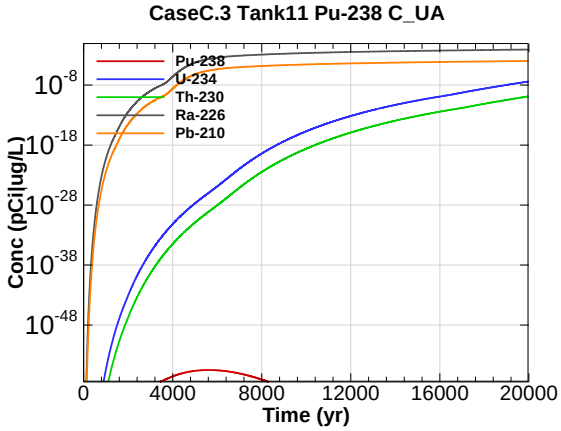

Figure S.3-75 - 100m Aquifer Concentration for CaseC.3 Tank11 Pu-238 C_UA

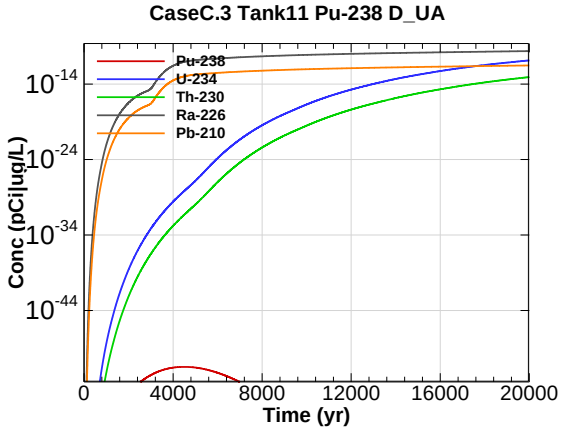

Figure S.3-76 - 100m Aquifer Concentration for CaseC.3 Tank11 Pu-238 D_UA

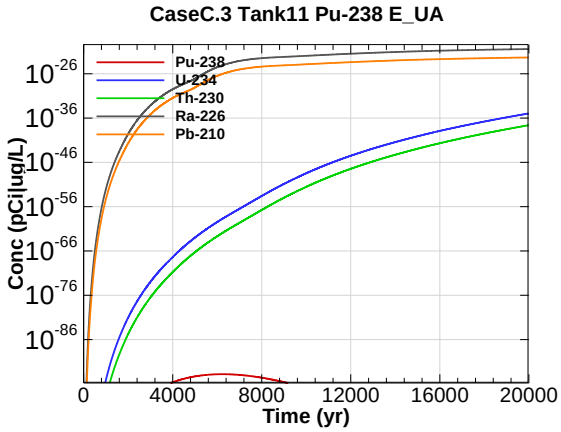

Figure S.3-77 - 100m Aquifer Concentration for CaseC.3 Tank11 Pu-238 E_UA

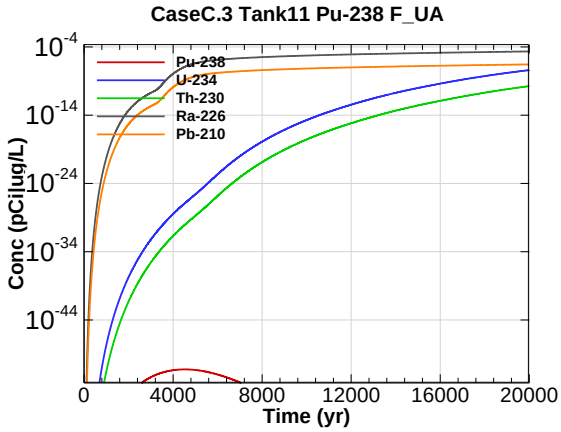

Figure S.3-78 - 100m Aquifer Concentration for CaseC.3 Tank11 Pu-238 F_UA

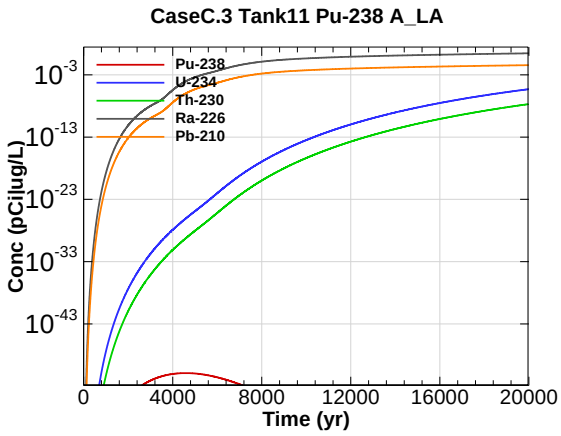

Figure S.3-79 - 100m Aquifer Concentration for CaseC.3 Tank11 Pu-238 A_LA

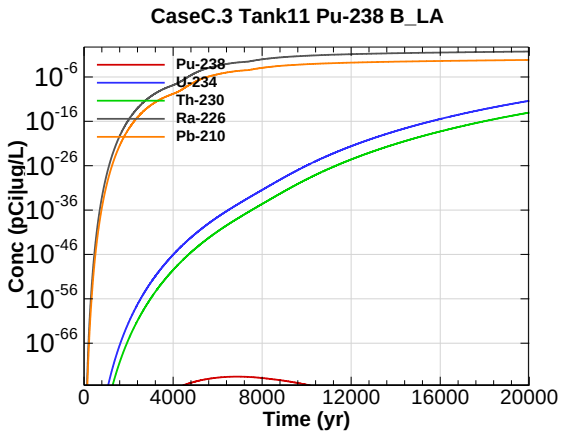

Figure S.3-80 - 100m Aquifer Concentration for CaseC.3 Tank11 Pu-238 B_LA

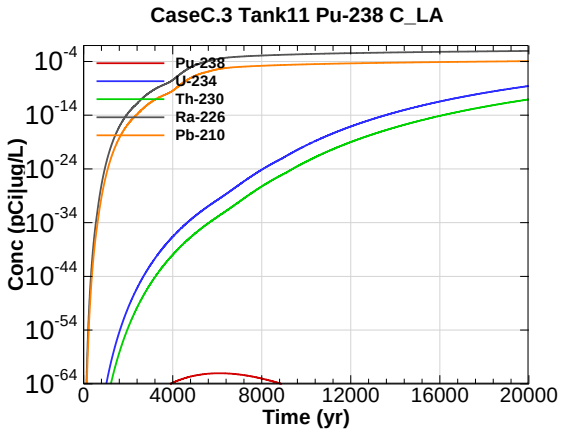

Figure S.3-81 - 100m Aquifer Concentration for CaseC.3 Tank11 Pu-238 C_LA

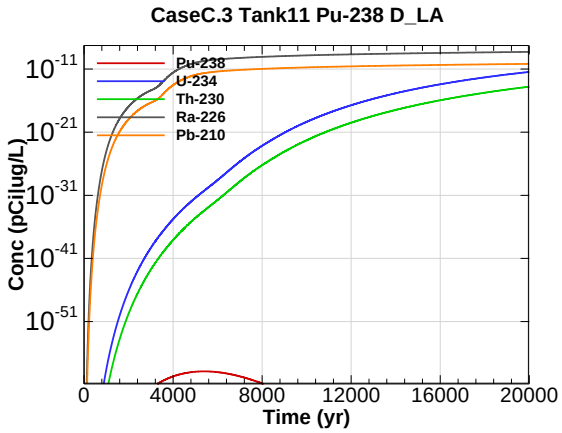

Figure S.3-82 - 100m Aquifer Concentration for CaseC.3 Tank11 Pu-238 D_LA

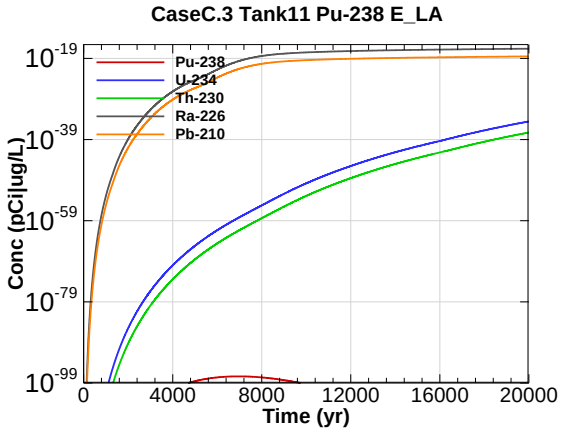

Figure S.3-83 - 100m Aquifer Concentration for CaseC.3 Tank11 Pu-238 E_LA

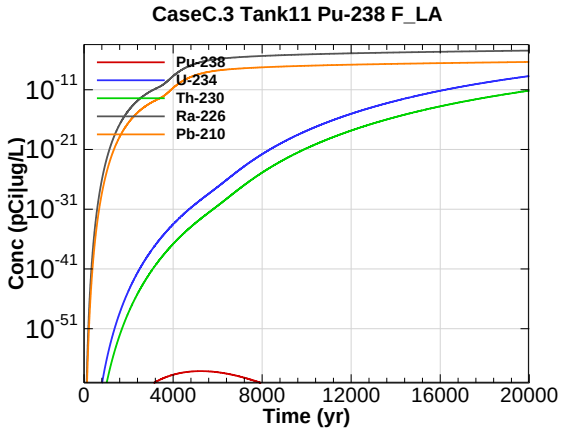

Figure S.3-84 - 100m Aquifer Concentration for CaseC.3 Tank11 Pu-238 F_LA

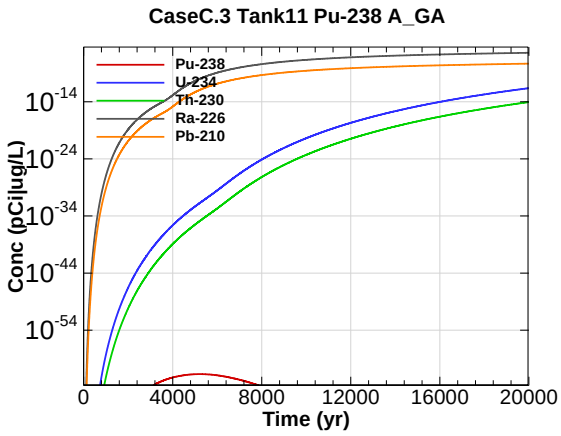

Figure S.3-85 - 100m Aquifer Concentration for CaseC.3 Tank11 Pu-238 A_GA

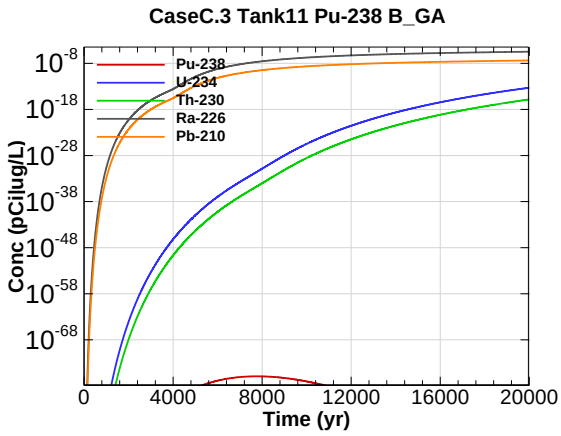

Figure S.3-86 - 100m Aquifer Concentration for CaseC.3 Tank11 Pu-238 B_GA

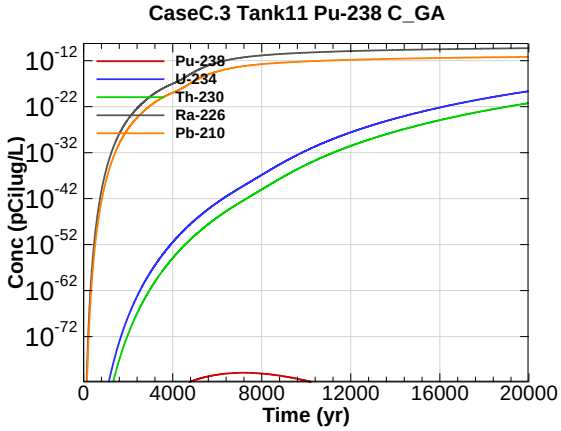

Figure S.3-87 - 100m Aquifer Concentration for CaseC.3 Tank11 Pu-238 C_GA

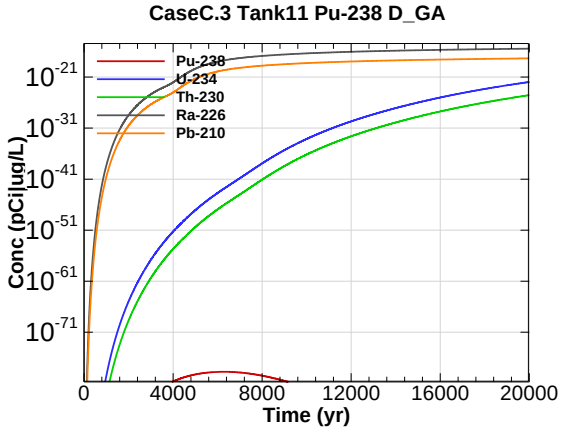

Figure S.3-88 - 100m Aquifer Concentration for CaseC.3 Tank11 Pu-238 D_GA

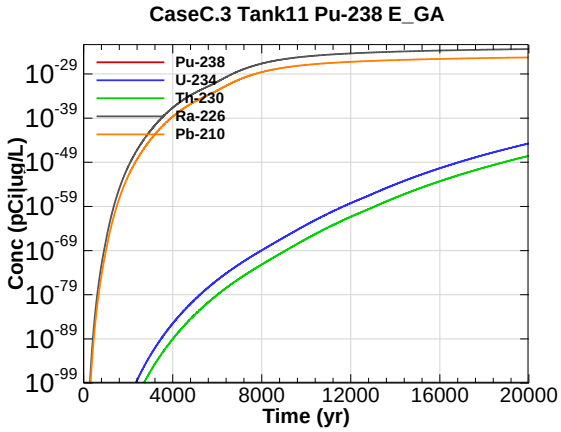

Figure S.3-89 - 100m Aquifer Concentration for CaseC.3 Tank11 Pu-238 E_GA

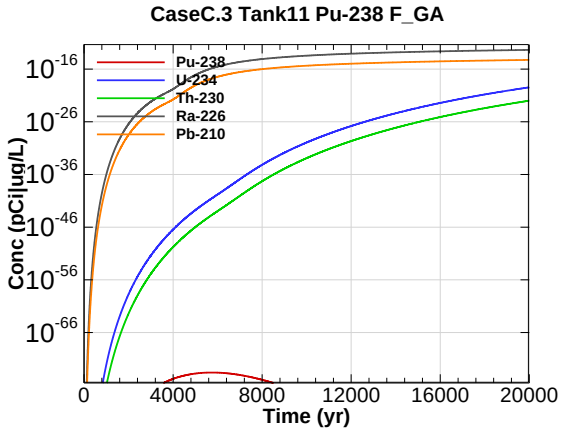

Figure S.3-90 - 100m Aquifer Concentration for CaseC.3 Tank11 Pu-238 F_GA

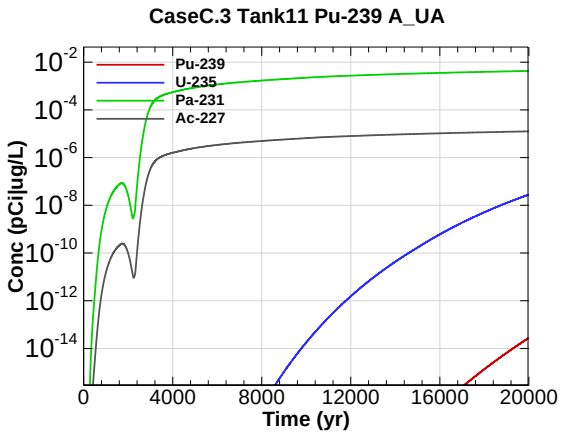

Figure S.3-91 - 100m Aquifer Concentration for CaseC.3 Tank11 Pu-239 A_UA

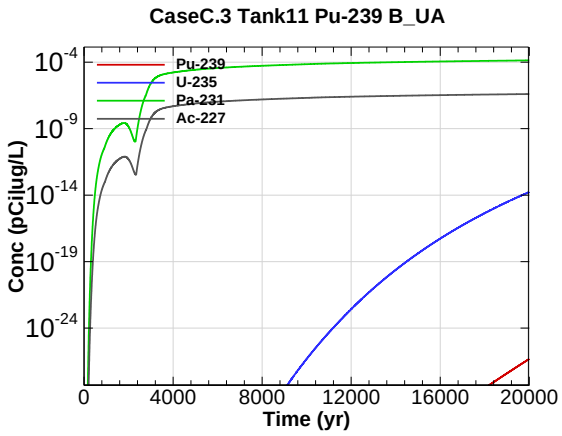

Figure S.3-92 - 100m Aquifer Concentration for CaseC.3 Tank11 Pu-239 B_UA

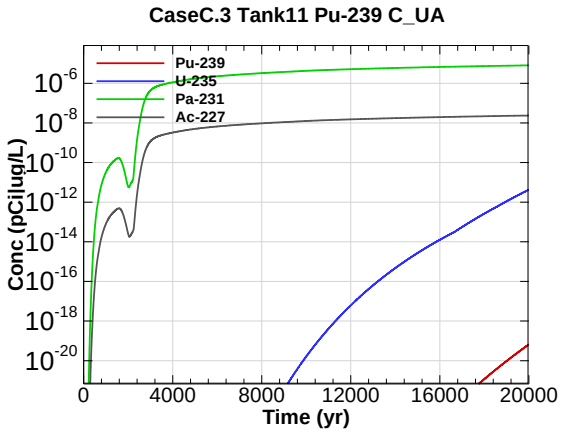

Figure S.3-93 - 100m Aquifer Concentration for CaseC.3 Tank11 Pu-239 C_UA

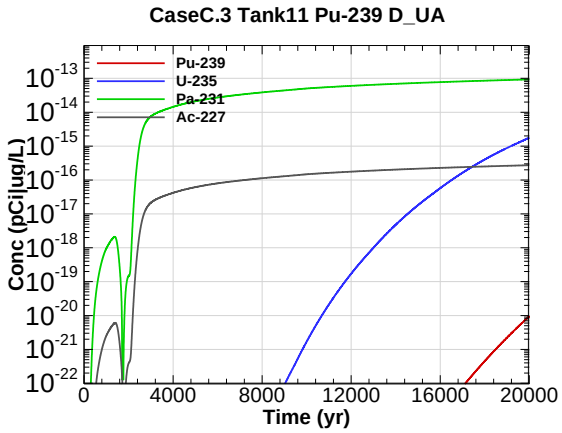

Figure S.3-94 - 100m Aquifer Concentration for CaseC.3 Tank11 Pu-239 D_UA

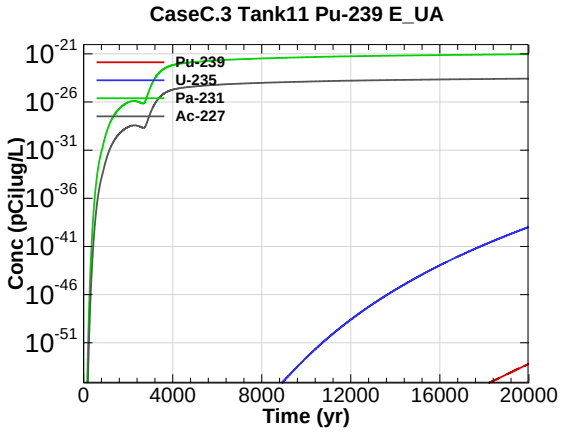

Figure S.3-95 - 100m Aquifer Concentration for CaseC.3 Tank11 Pu-239 E_UA

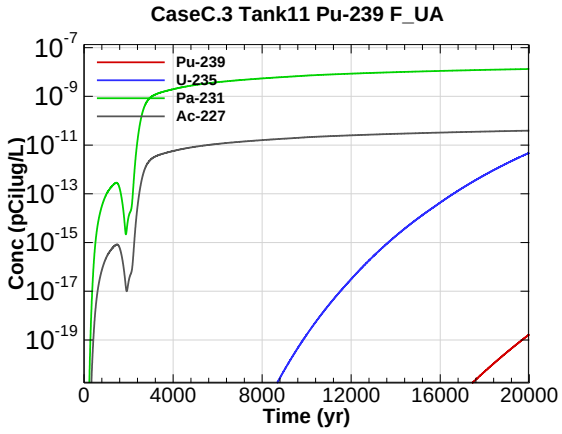

Figure S.3-96 - 100m Aquifer Concentration for CaseC.3 Tank11 Pu-239 F_UA

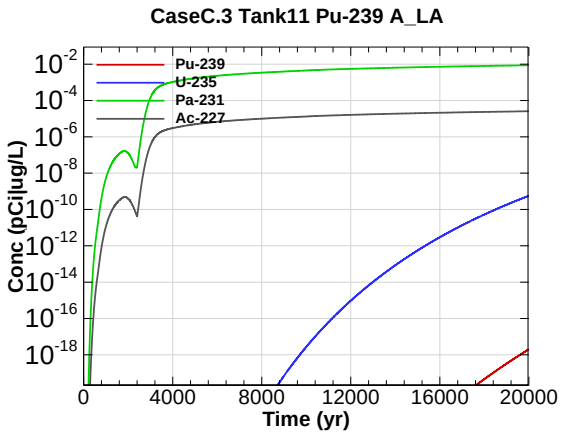

Figure S.3-97 - 100m Aquifer Concentration for CaseC.3 Tank11 Pu-239 A_LA

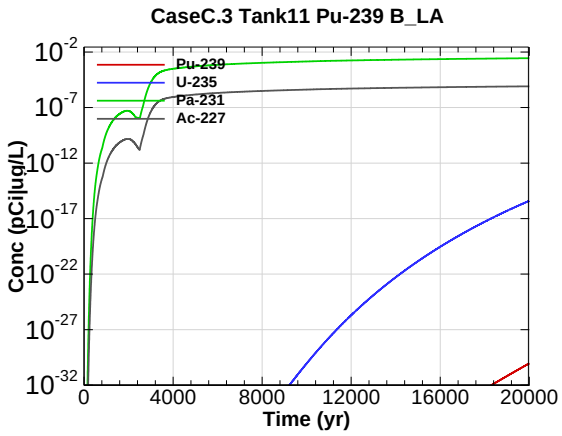

Figure S.3-98 - 100m Aquifer Concentration for CaseC.3 Tank11 Pu-239 B_LA

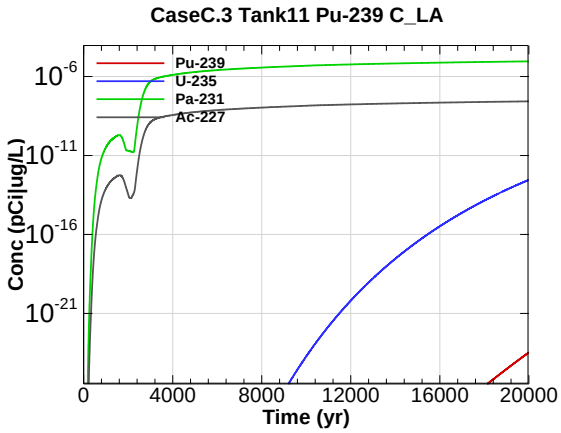

Figure S.3-99 - 100m Aquifer Concentration for CaseC.3 Tank11 Pu-239 C_LA

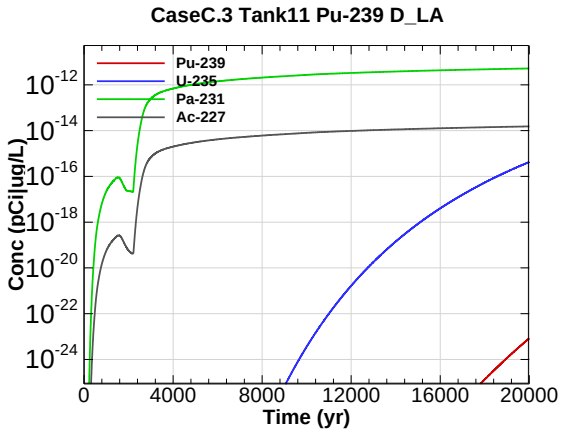

Figure S.3-100 - 100m Aquifer Concentration for CaseC.3 Tank11 Pu-239 D_LA

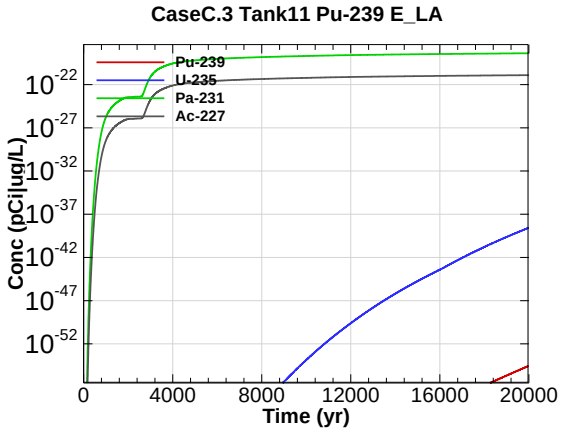

Figure S.3-101 - 100m Aquifer Concentration for CaseC.3 Tank11 Pu-239 E_LA

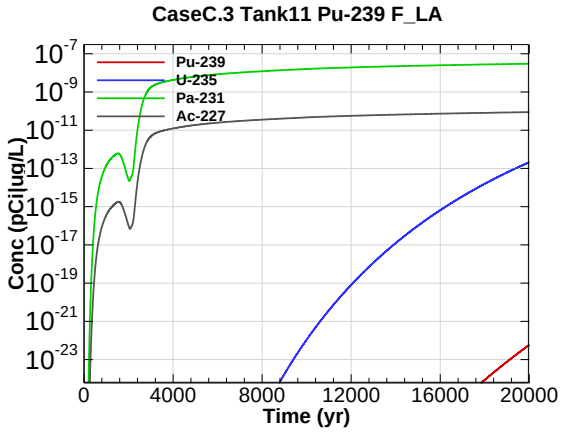

Figure S.3-102 - 100m Aquifer Concentration for CaseC.3 Tank11 Pu-239 F_LA

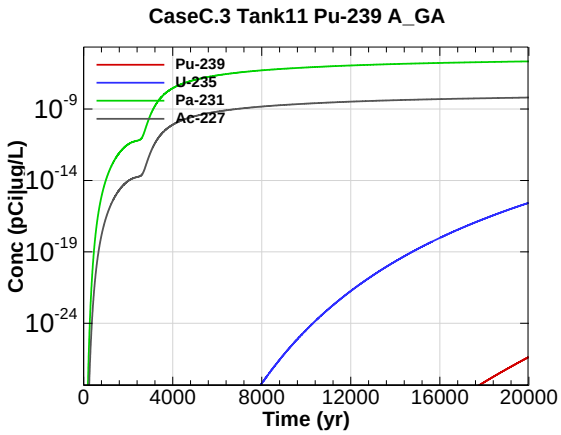

Figure S.3-103 - 100m Aquifer Concentration for CaseC.3 Tank11 Pu-239 A_GA

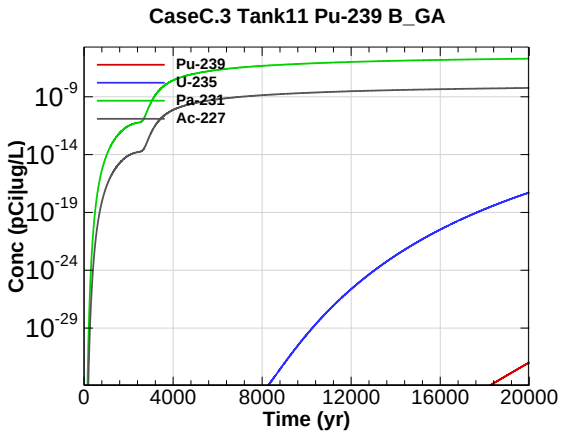

Figure S.3-104 - 100m Aquifer Concentration for CaseC.3 Tank11 Pu-239 B_GA

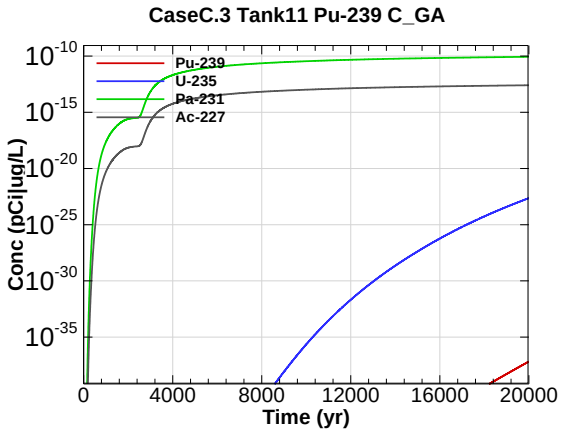

Figure S.3-105 - 100m Aquifer Concentration for CaseC.3 Tank11 Pu-239 C_GA

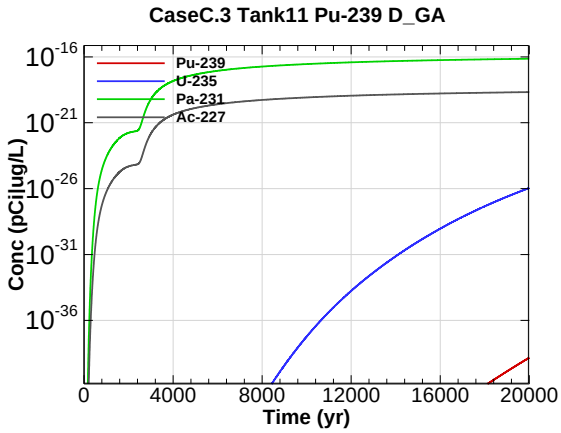

Figure S.3-106 - 100m Aquifer Concentration for CaseC.3 Tank11 Pu-239 D_GA

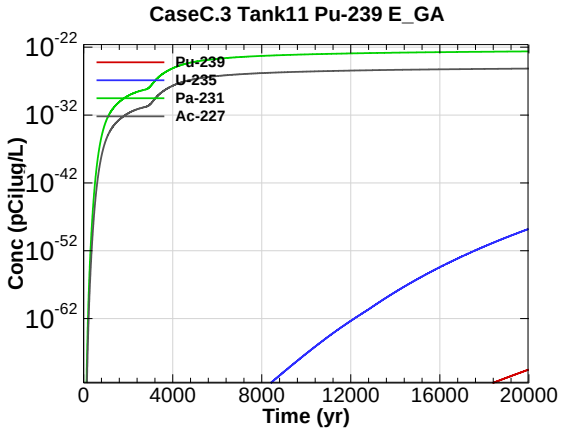

Figure S.3-107 - 100m Aquifer Concentration for CaseC.3 Tank11 Pu-239 E_GA

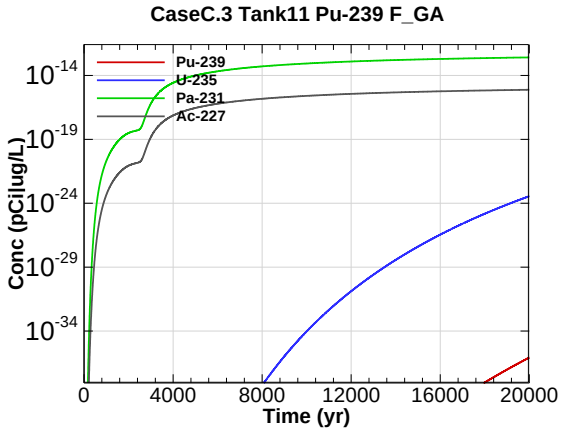

Figure S.3-108 - 100m Aquifer Concentration for CaseC.3 Tank11 Pu-239 F_GA

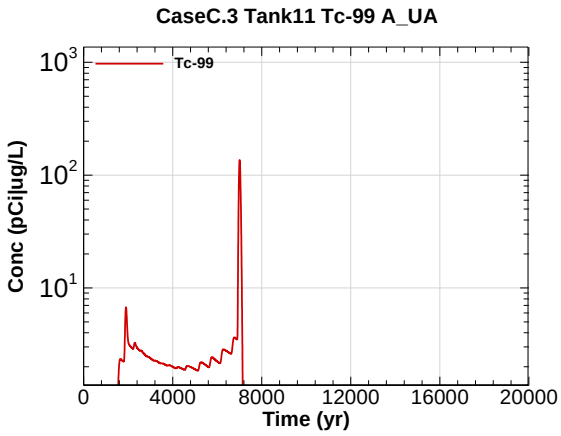

Figure S.3-109 - 100m Aquifer Concentration for CaseC.3 Tank11 Tc-99 A_UA

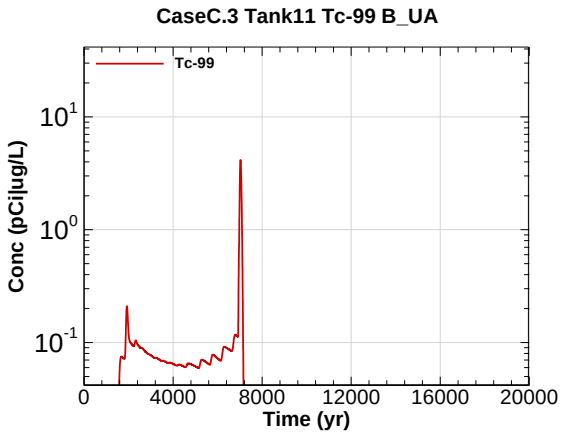

Figure S.3-110 - 100m Aquifer Concentration for CaseC.3 Tank11 Tc-99 B_UA

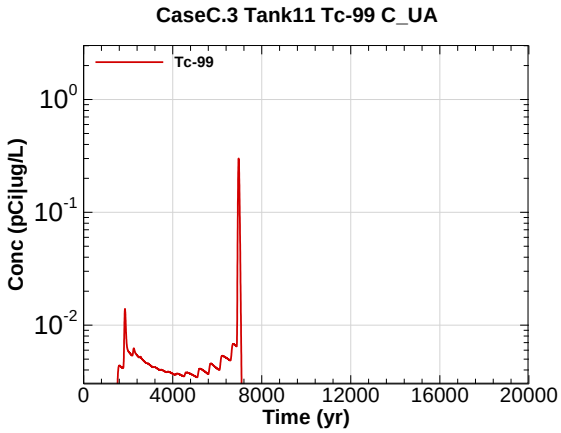

Figure S.3-111 - 100m Aquifer Concentration for CaseC.3 Tank11 Tc-99 C_UA

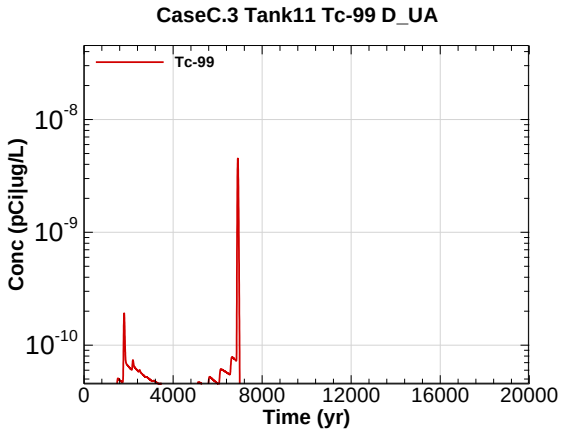

Figure S.3-112 - 100m Aquifer Concentration for CaseC.3 Tank11 Tc-99 D_UA

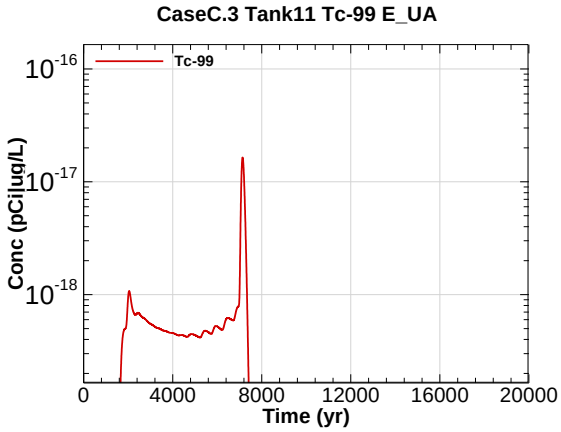

Figure S.3-113 - 100m Aquifer Concentration for CaseC.3 Tank11 Tc-99 E_UA

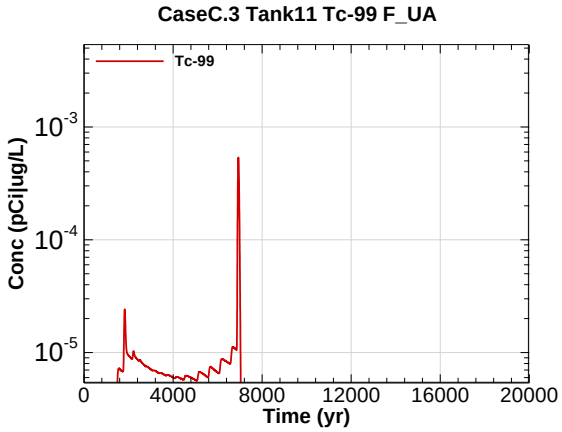

Figure S.3-114 - 100m Aquifer Concentration for CaseC.3 Tank11 Tc-99 F_UA

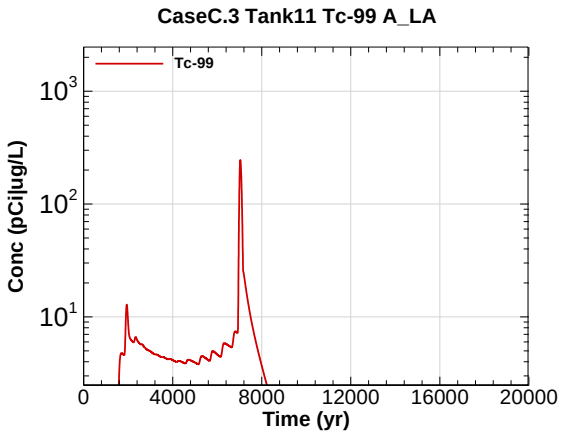

Figure S.3-115 - 100m Aquifer Concentration for CaseC.3 Tank11 Tc-99 A_LA

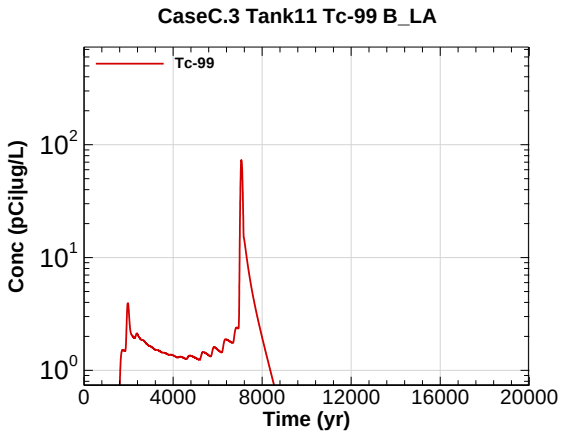

Figure S.3-116 - 100m Aquifer Concentration for CaseC.3 Tank11 Tc-99 B_LA

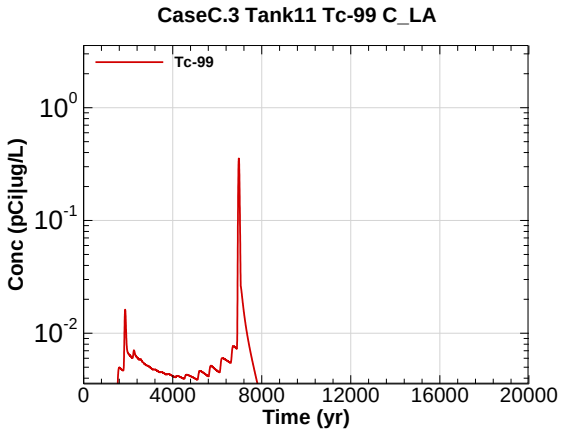

Figure S.3-117 - 100m Aquifer Concentration for CaseC.3 Tank11 Tc-99 C_LA

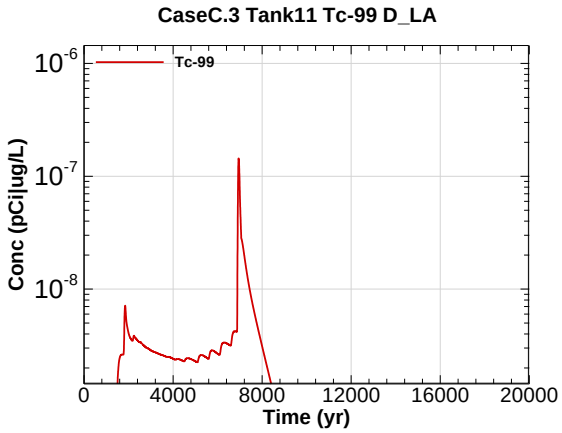

Figure S.3-118 - 100m Aquifer Concentration for CaseC.3 Tank11 Tc-99 D_LA

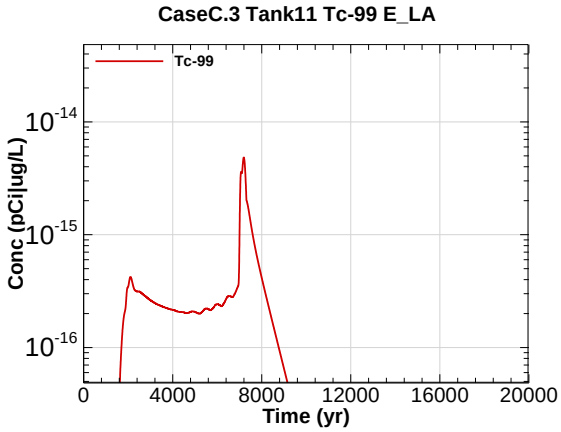

Figure S.3-119 - 100m Aquifer Concentration for CaseC.3 Tank11 Tc-99 E_LA

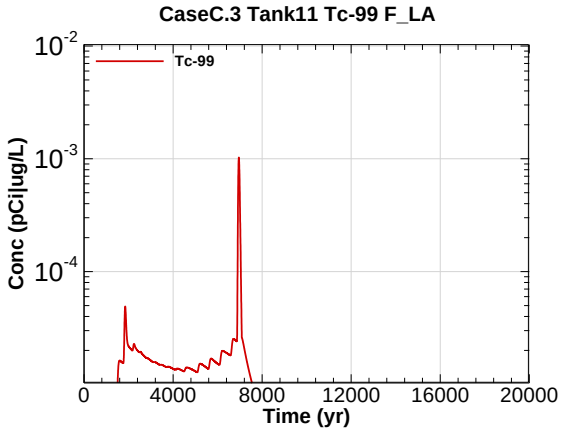

Figure S.3-120 - 100m Aquifer Concentration for CaseC.3 Tank11 Tc-99 F_LA

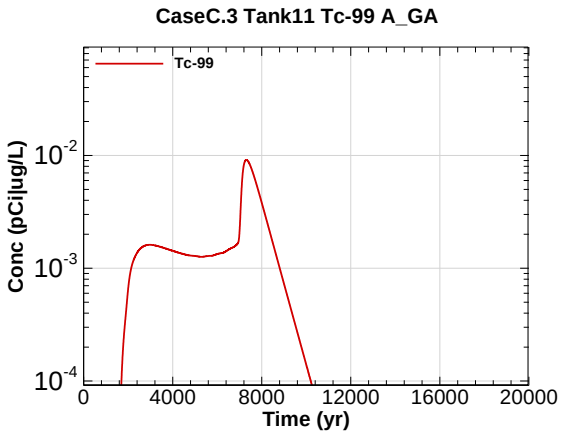

Figure S.3-121 - 100m Aquifer Concentration for CaseC.3 Tank11 Tc-99 A_GA

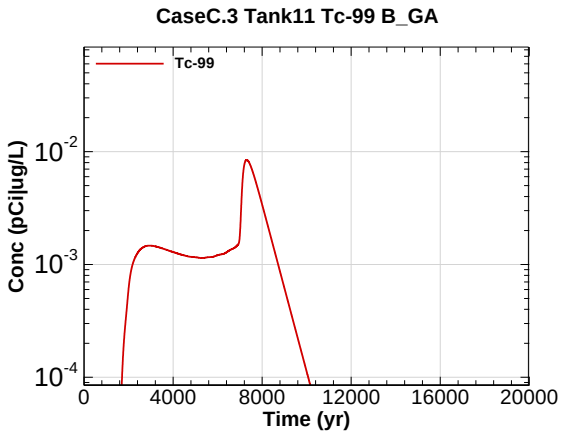

Figure S.3-122 - 100m Aquifer Concentration for CaseC.3 Tank11 Tc-99 B_GA

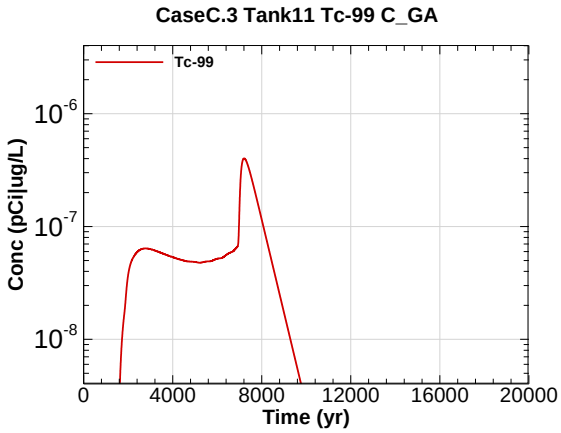

Figure S.3-123 - 100m Aquifer Concentration for CaseC.3 Tank11 Tc-99 C_GA

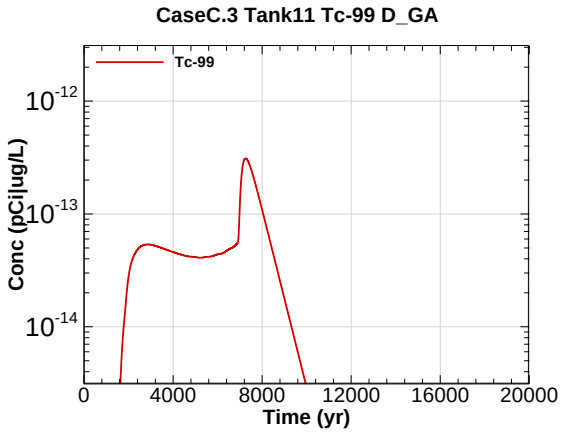

Figure S.3-124 - 100m Aquifer Concentration for CaseC.3 Tank11 Tc-99 D_GA

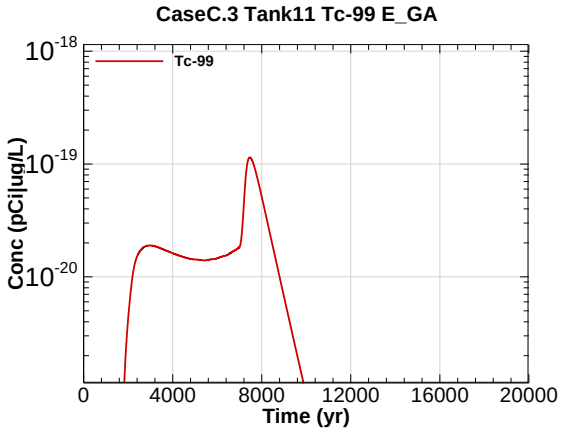

Figure S.3-125 - 100m Aquifer Concentration for CaseC.3 Tank11 Tc-99 E_GA

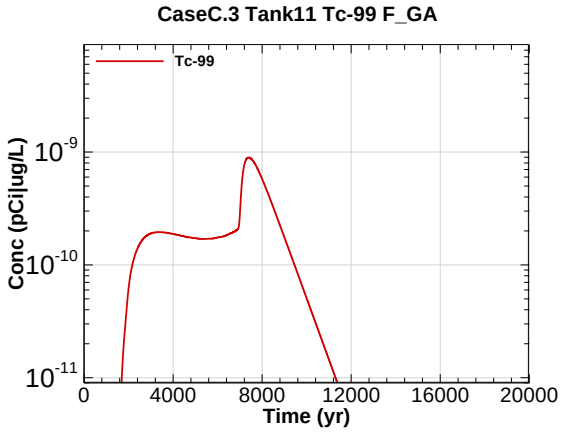

Figure S.3-126 - 100m Aquifer Concentration for CaseC.3 Tank11 Tc-99 F_GA

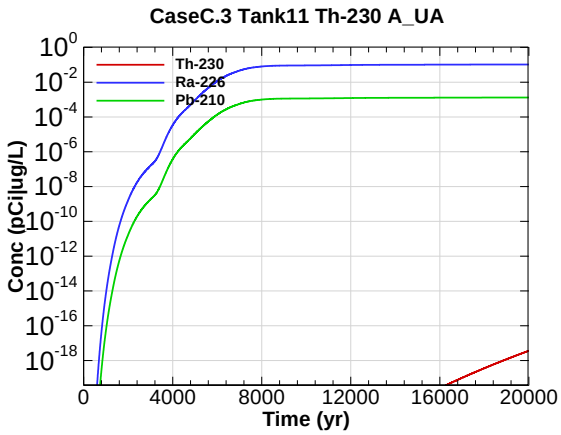

Figure S.3-127 - 100m Aquifer Concentration for CaseC.3 Tank11 Th-230 A_UA

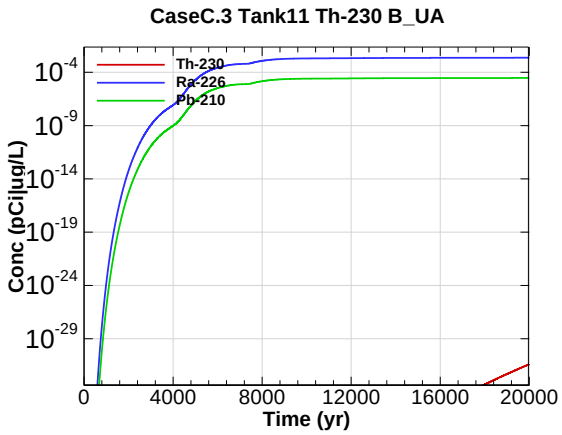

Figure S.3-128 - 100m Aquifer Concentration for CaseC.3 Tank11 Th-230 B_UA

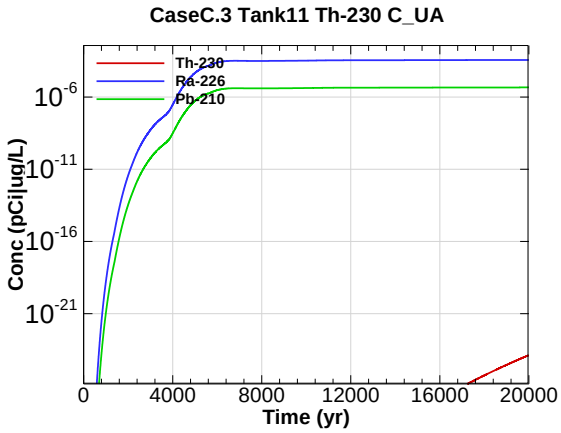

Figure S.3-129 - 100m Aquifer Concentration for CaseC.3 Tank11 Th-230 C_UA

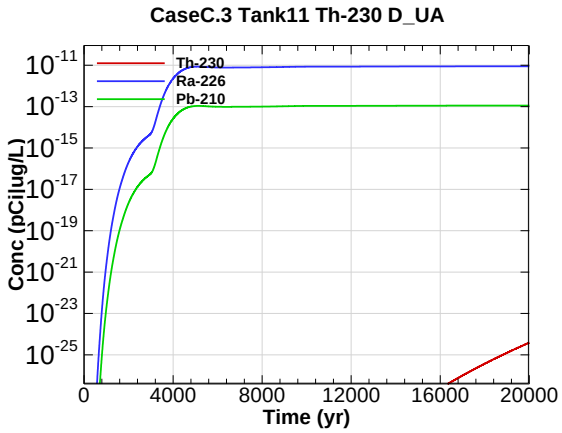

Figure S.3-130 - 100m Aquifer Concentration for CaseC.3 Tank11 Th-230 D_UA

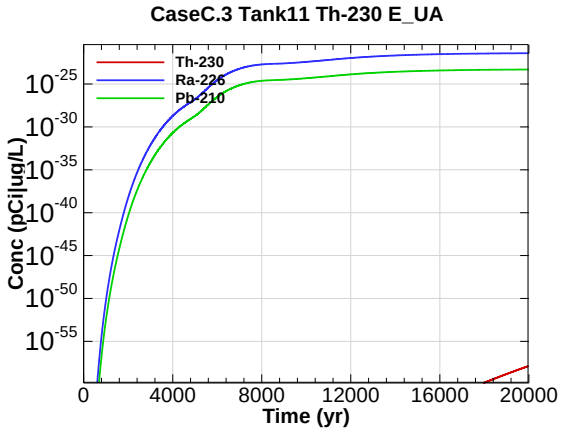

Figure S.3-131 - 100m Aquifer Concentration for CaseC.3 Tank11 Th-230 E_UA

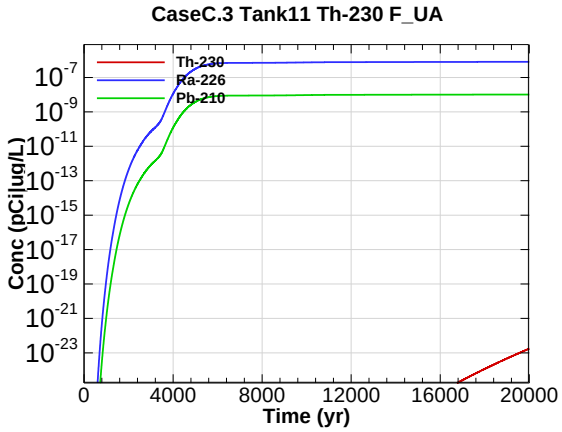

Figure S.3-132 - 100m Aquifer Concentration for CaseC.3 Tank11 Th-230 F_UA

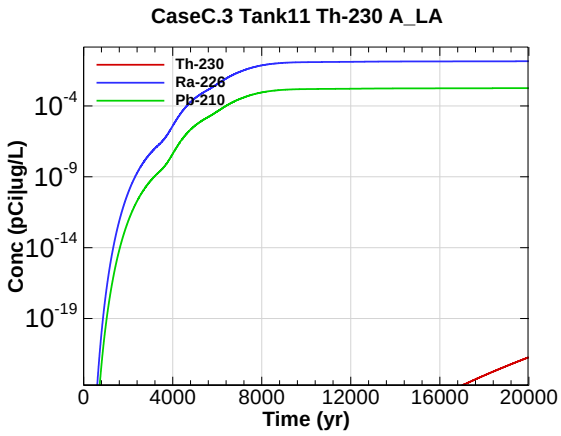

Figure S.3-133 - 100m Aquifer Concentration for CaseC.3 Tank11 Th-230 A_LA

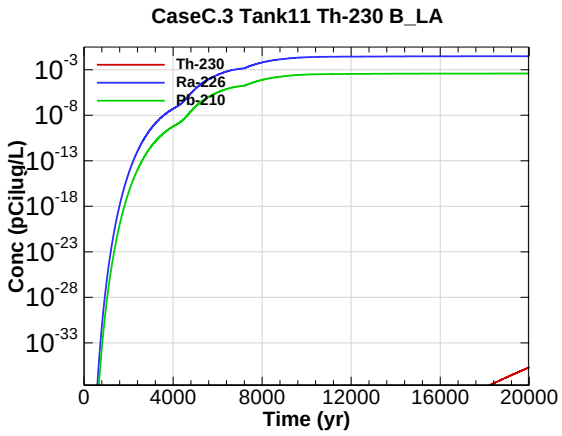

Figure S.3-134 - 100m Aquifer Concentration for CaseC.3 Tank11 Th-230 B_LA

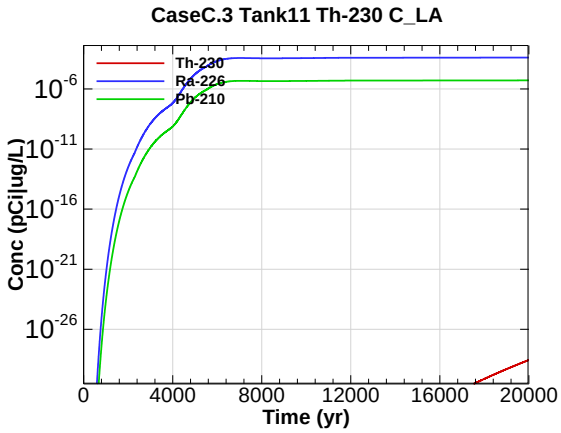

Figure S.3-135 - 100m Aquifer Concentration for CaseC.3 Tank11 Th-230 C_LA

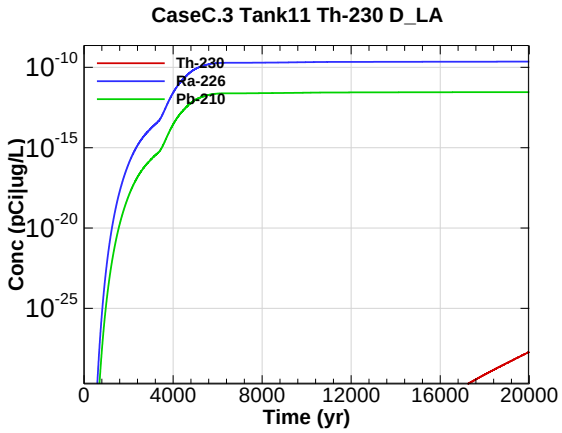

Figure S.3-136 - 100m Aquifer Concentration for CaseC.3 Tank11 Th-230 D_LA

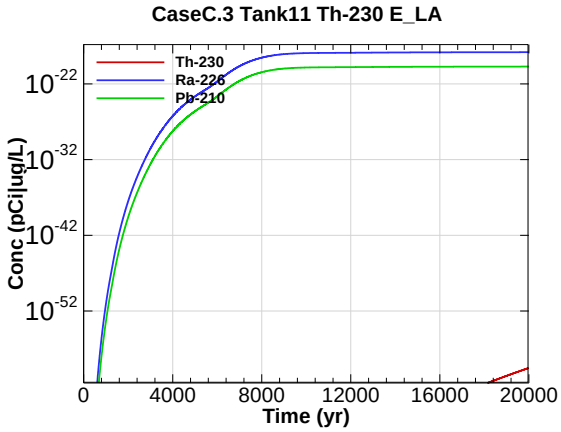

Figure S.3-137 - 100m Aquifer Concentration for CaseC.3 Tank11 Th-230 E_LA

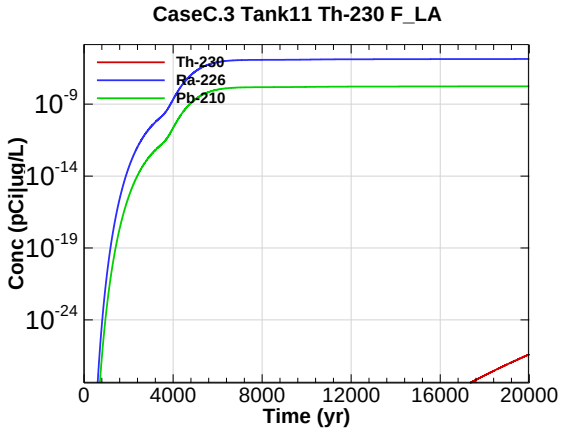

Figure S.3-138 - 100m Aquifer Concentration for CaseC.3 Tank11 Th-230 F_LA

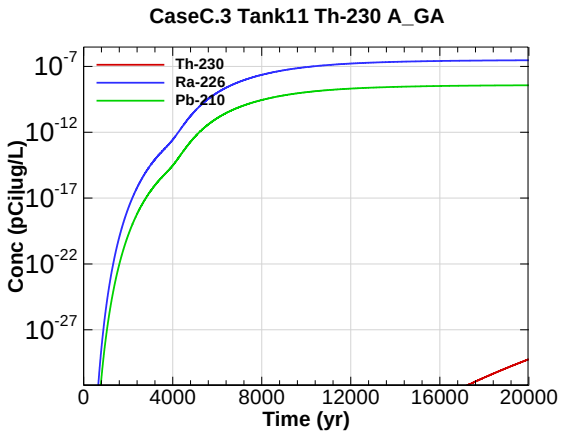

Figure S.3-139 - 100m Aquifer Concentration for CaseC.3 Tank11 Th-230 A_GA

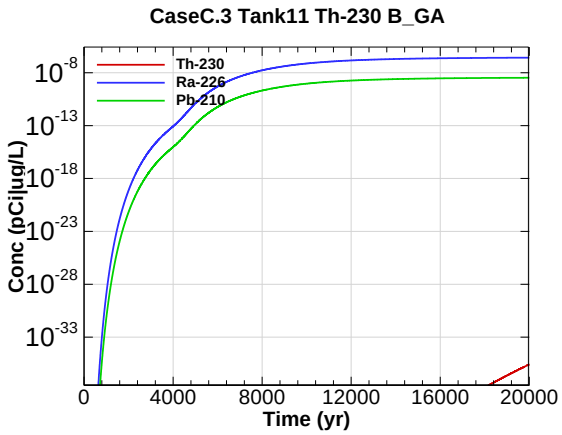

Figure S.3-140 - 100m Aquifer Concentration for CaseC.3 Tank11 Th-230 B_GA

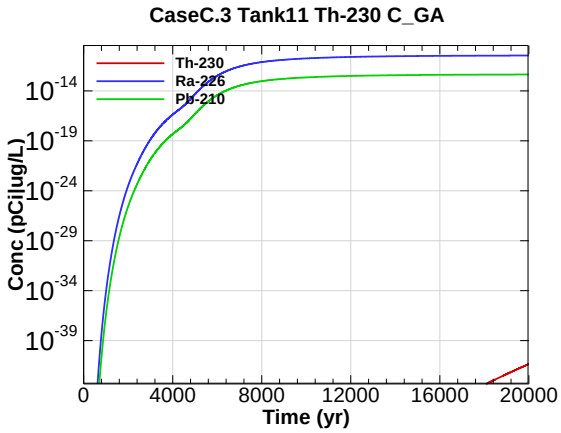

Figure S.3-141 - 100m Aquifer Concentration for CaseC.3 Tank11 Th-230 C_GA

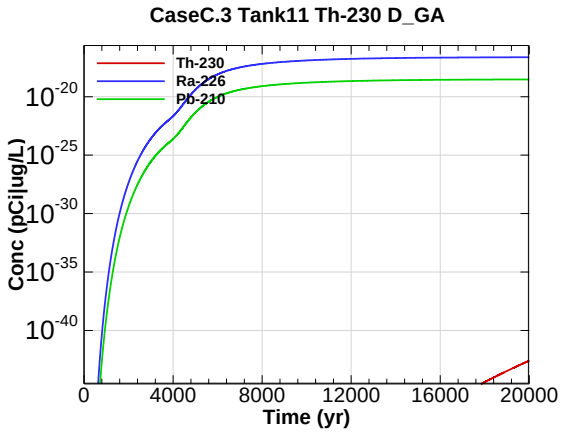

Figure S.3-142 - 100m Aquifer Concentration for CaseC.3 Tank11 Th-230 D_GA

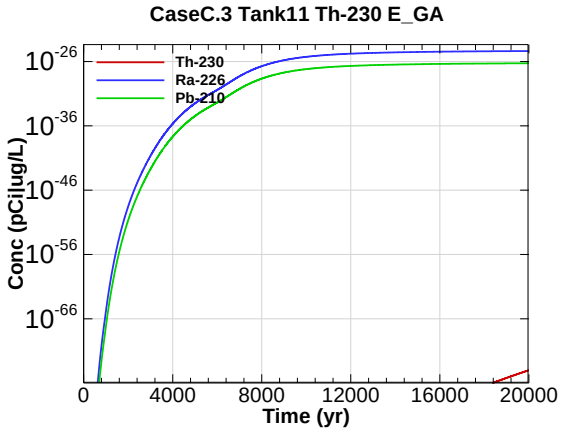

Figure S.3-143 - 100m Aquifer Concentration for CaseC.3 Tank11 Th-230 E_GA

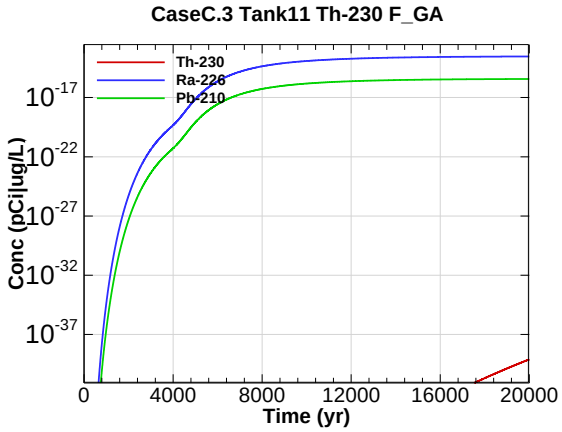

Figure S.3-144 - 100m Aquifer Concentration for CaseC.3 Tank11 Th-230 F_GA

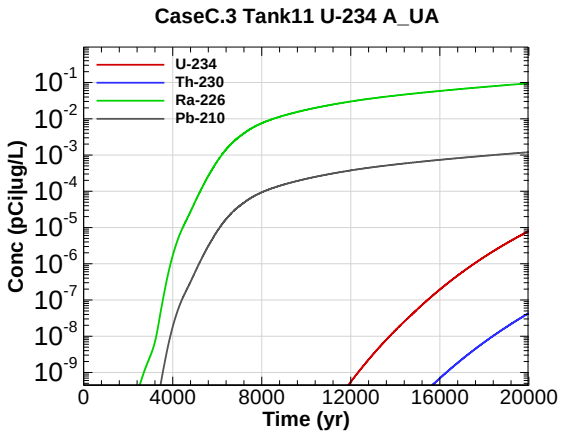

Figure S.3-145 - 100m Aquifer Concentration for CaseC.3 Tank11 U-234 A_UA

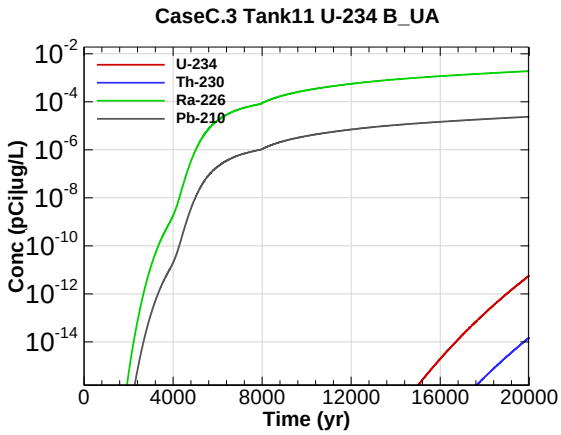

Figure S.3-146 - 100m Aquifer Concentration for CaseC.3 Tank11 U-234 B_UA

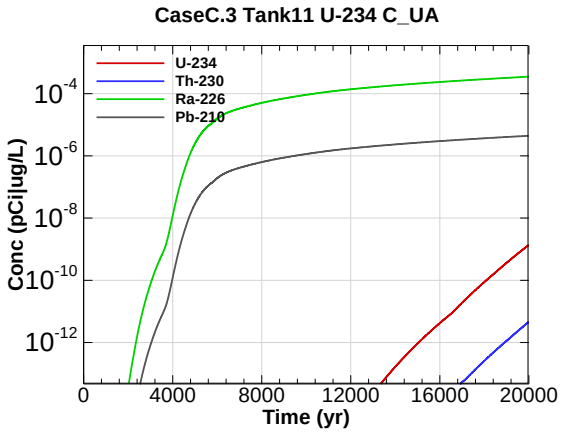

Figure S.3-147 - 100m Aquifer Concentration for CaseC.3 Tank11 U-234 C_UA

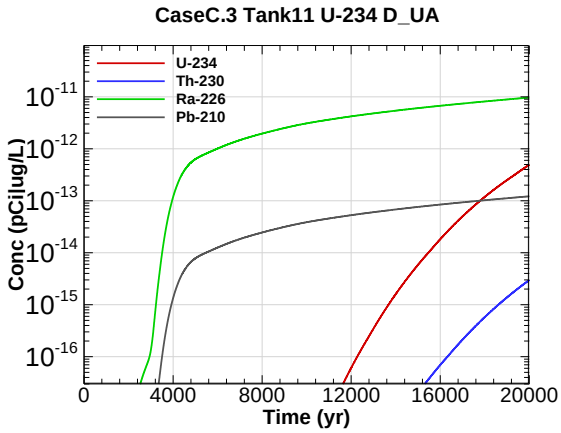

Figure S.3-148 - 100m Aquifer Concentration for CaseC.3 Tank11 U-234 D_UA

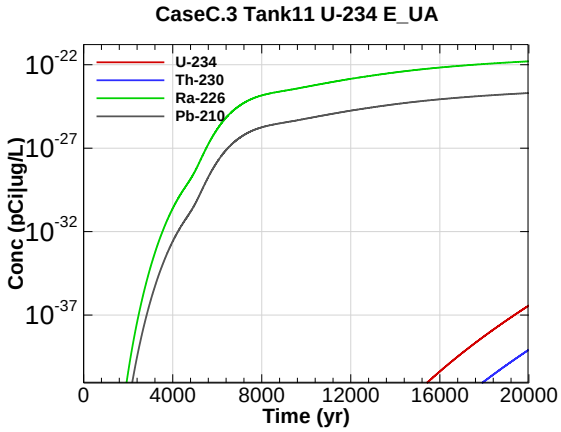

Figure S.3-149 - 100m Aquifer Concentration for CaseC.3 Tank11 U-234 E_UA

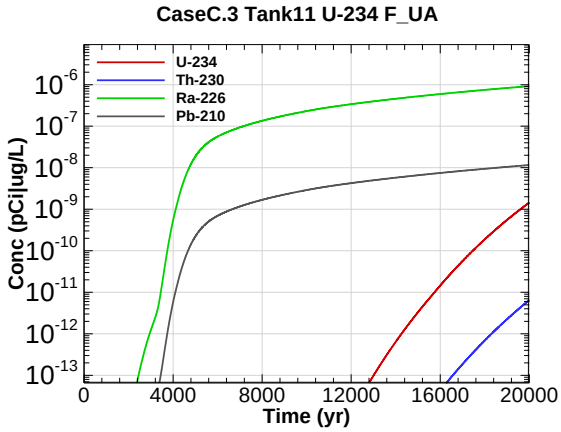

Figure S.3-150 - 100m Aquifer Concentration for CaseC.3 Tank11 U-234 F_UA

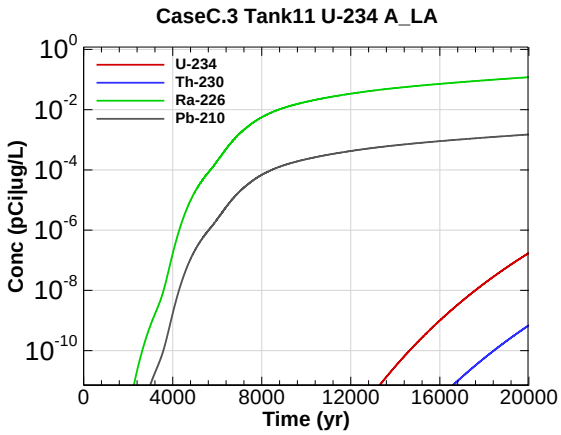

Figure S.3-151 - 100m Aquifer Concentration for CaseC.3 Tank11 U-234 A_LA

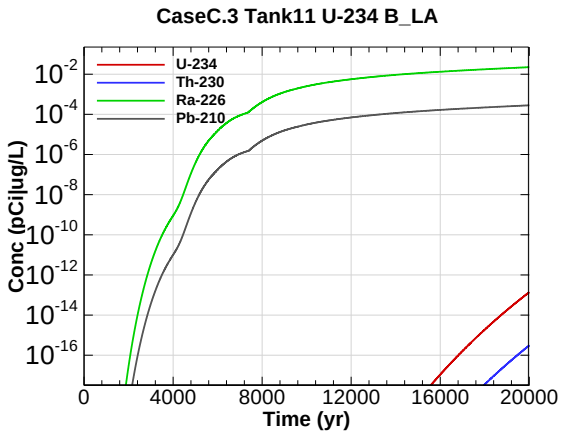

Figure S.3-152 - 100m Aquifer Concentration for CaseC.3 Tank11 U-234 B_LA

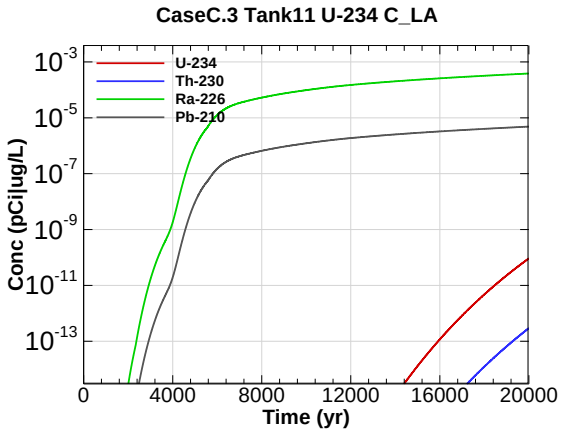

Figure S.3-153 - 100m Aquifer Concentration for CaseC.3 Tank11 U-234 C_LA

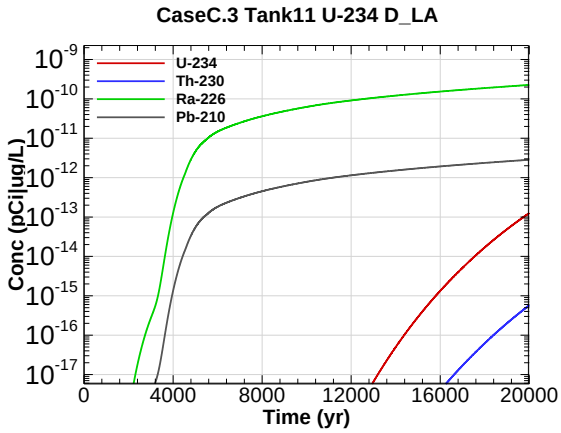

Figure S.3-154 - 100m Aquifer Concentration for CaseC.3 Tank11 U-234 D_LA

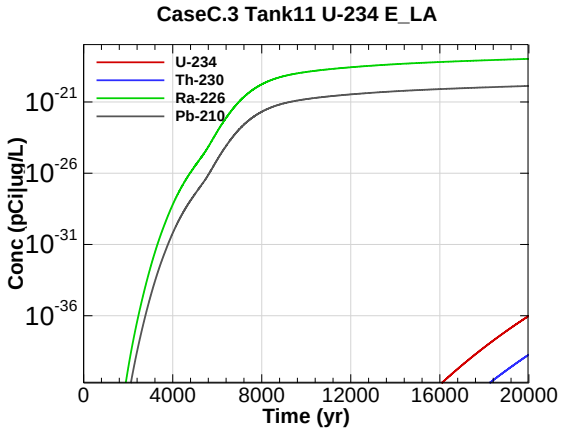

Figure S.3-155 - 100m Aquifer Concentration for CaseC.3 Tank11 U-234 E_LA

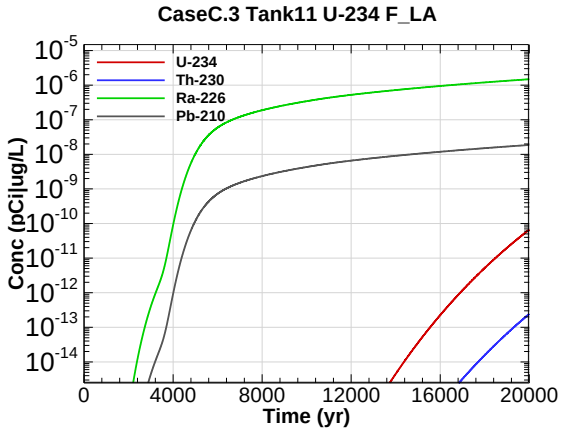

Figure S.3-156 - 100m Aquifer Concentration for CaseC.3 Tank11 U-234 F_LA

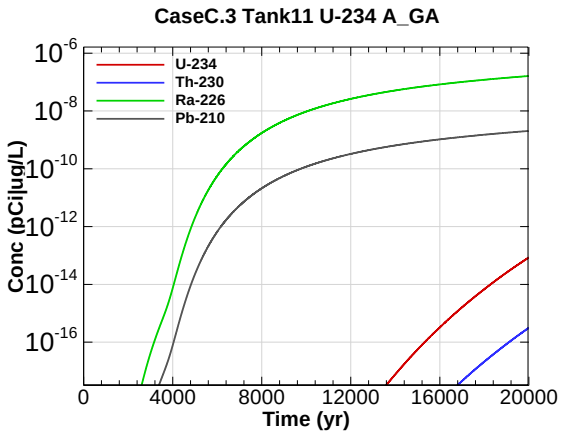

Figure S.3-157 - 100m Aquifer Concentration for CaseC.3 Tank11 U-234 A_GA

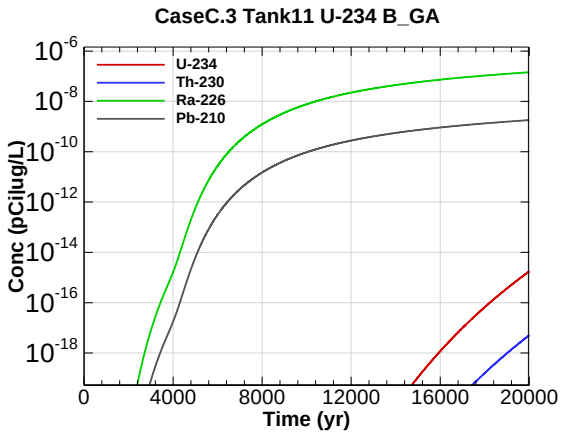

Figure S.3-158 - 100m Aquifer Concentration for CaseC.3 Tank11 U-234 B_GA

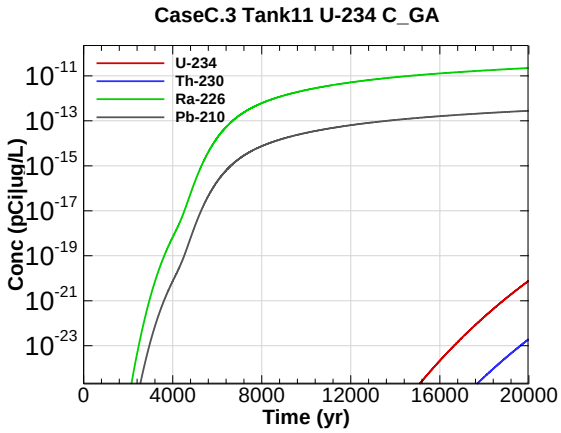

Figure S.3-159 - 100m Aquifer Concentration for CaseC.3 Tank11 U-234 C_GA

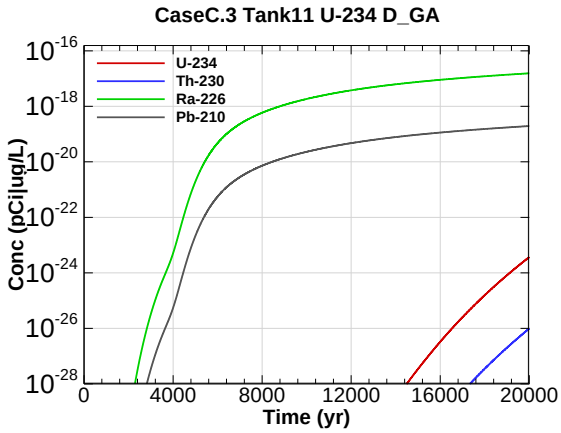

Figure S.3-160 - 100m Aquifer Concentration for CaseC.3 Tank11 U-234 D_GA

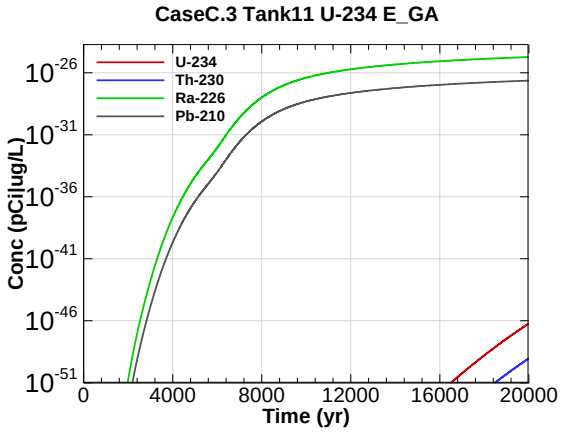

Figure S.3-161 - 100m Aquifer Concentration for CaseC.3 Tank11 U-234 E_GA

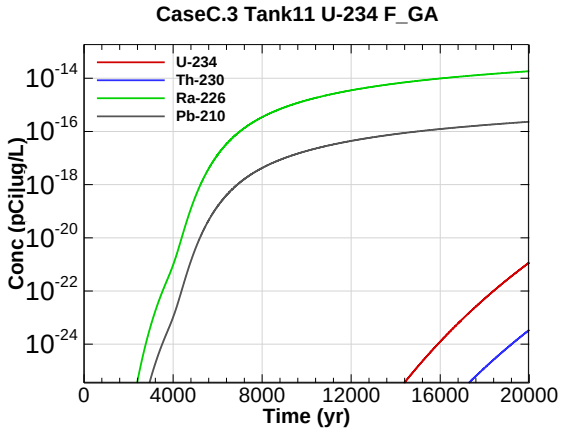

Figure S.3-162 - 100m Aquifer Concentration for CaseC.3 Tank11 U-234 F_GA

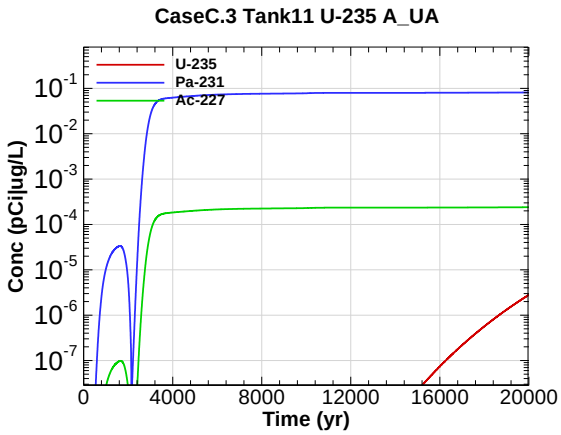

Figure S.3-163 - 100m Aquifer Concentration for CaseC.3 Tank11 U-235 A_UA

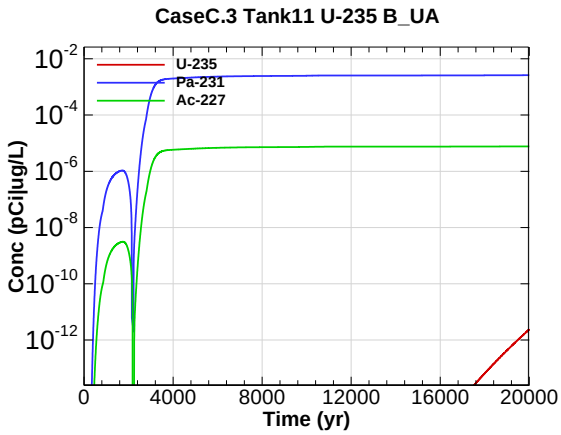

Figure S.3-164 - 100m Aquifer Concentration for CaseC.3 Tank11 U-235 B_UA

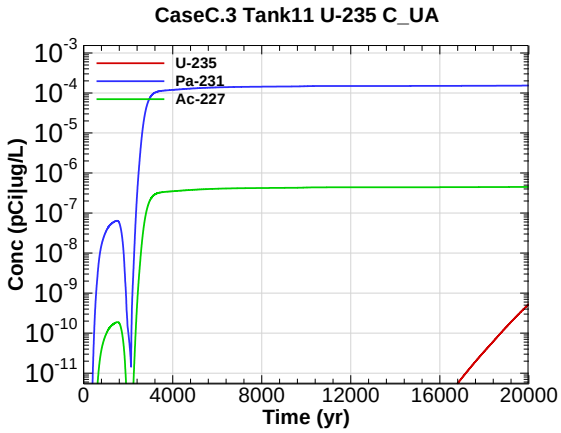

Figure S.3-165 - 100m Aquifer Concentration for CaseC.3 Tank11 U-235 C_UA

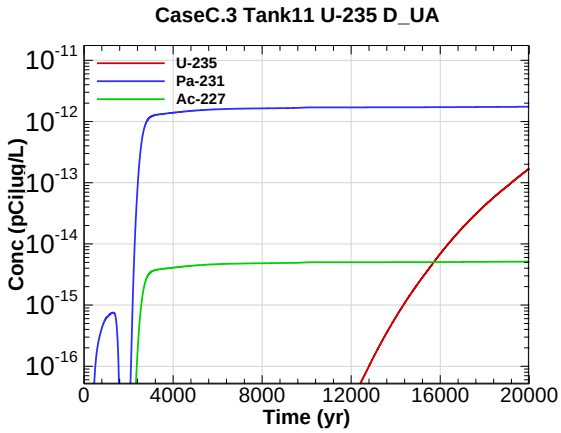

Figure S.3-166 - 100m Aquifer Concentration for CaseC.3 Tank11 U-235 D_UA

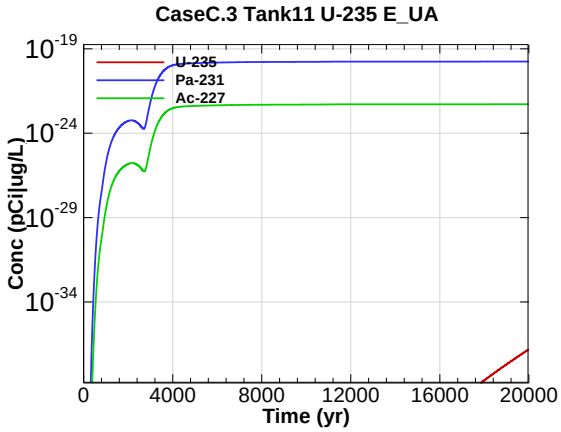

Figure S.3-167 - 100m Aquifer Concentration for CaseC.3 Tank11 U-235 E_UA

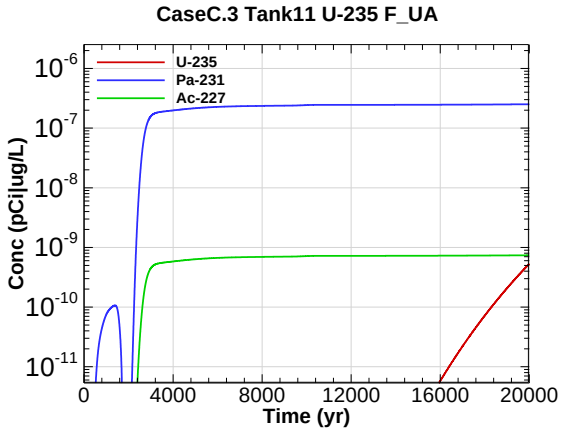

Figure S.3-168 - 100m Aquifer Concentration for CaseC.3 Tank11 U-235 F_UA

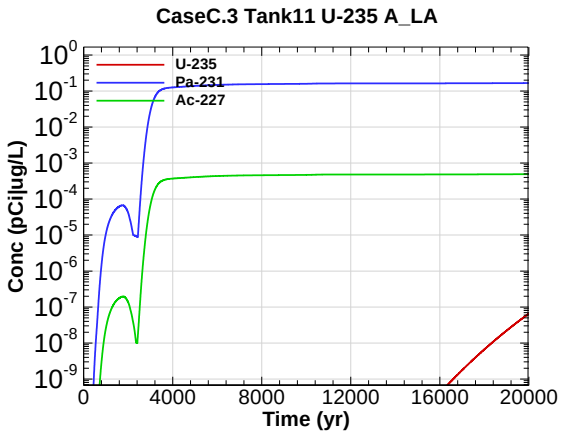

Figure S.3-169 - 100m Aquifer Concentration for CaseC.3 Tank11 U-235 A_LA

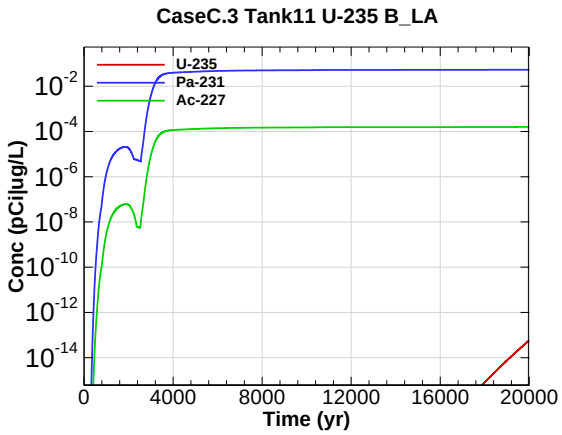

Figure S.3-170 - 100m Aquifer Concentration for CaseC.3 Tank11 U-235 B_LA

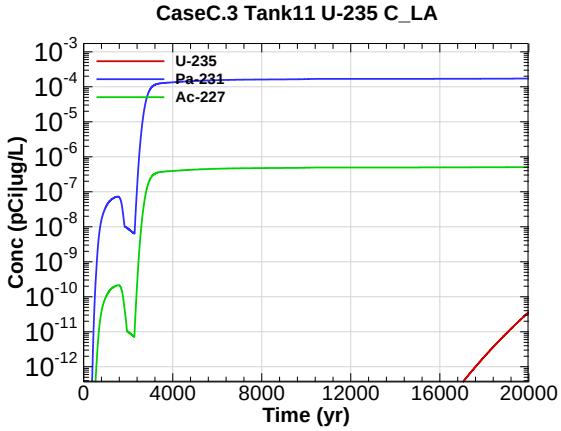

Figure S.3-171 - 100m Aquifer Concentration for CaseC.3 Tank11 U-235 C_LA

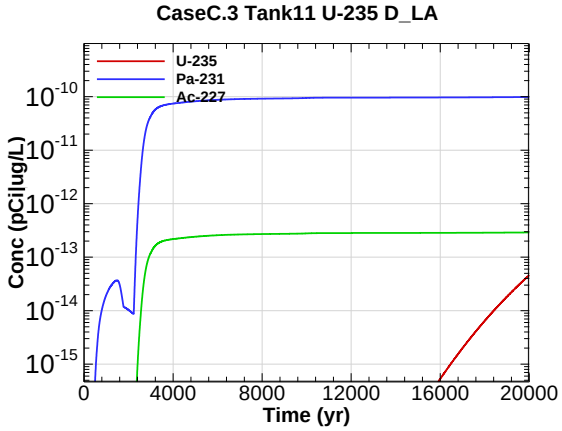

Figure S.3-172 - 100m Aquifer Concentration for CaseC.3 Tank11 U-235 D_LA

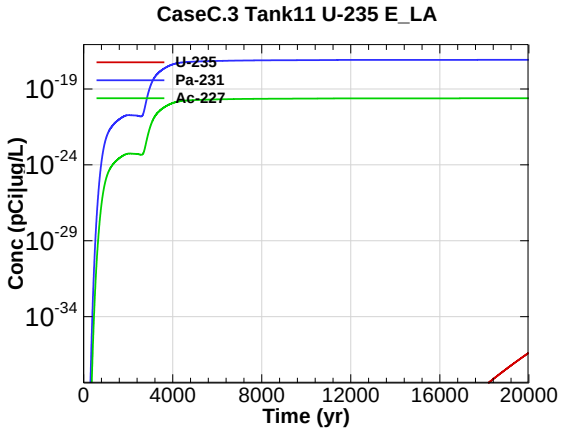

Figure S.3-173 - 100m Aquifer Concentration for CaseC.3 Tank11 U-235 E_LA

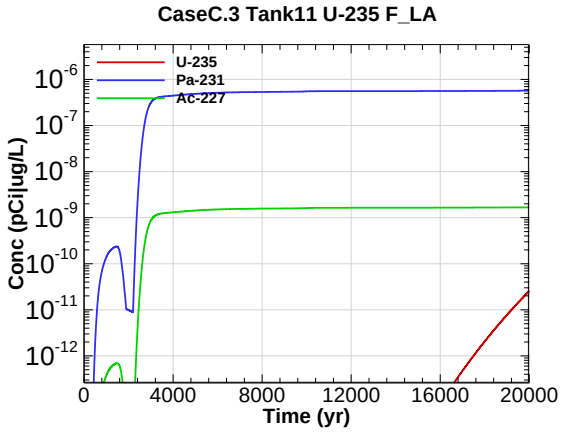

Figure S.3-174 - 100m Aquifer Concentration for CaseC.3 Tank11 U-235 F_LA

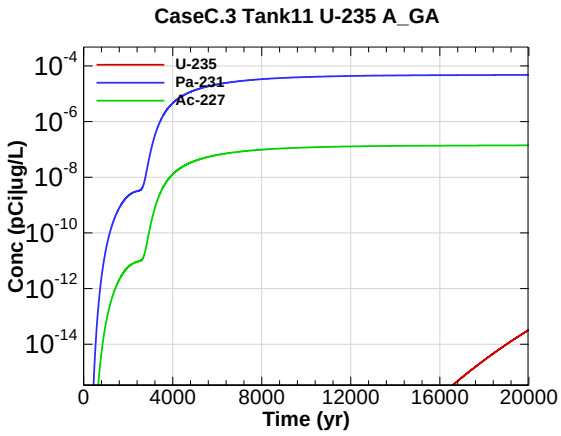

Figure S.3-175 - 100m Aquifer Concentration for CaseC.3 Tank11 U-235 A_GA

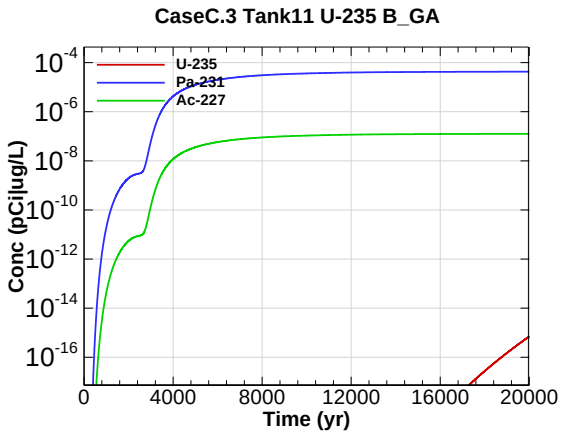

Figure S.3-176 - 100m Aquifer Concentration for CaseC.3 Tank11 U-235 B_GA

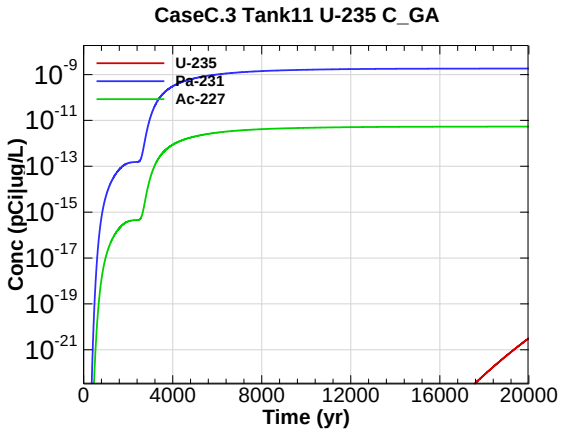

Figure S.3-177 - 100m Aquifer Concentration for CaseC.3 Tank11 U-235 C_GA

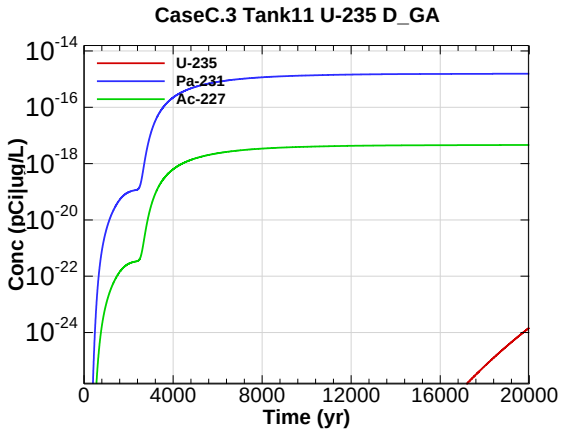

Figure S.3-178 - 100m Aquifer Concentration for CaseC.3 Tank11 U-235 D_GA

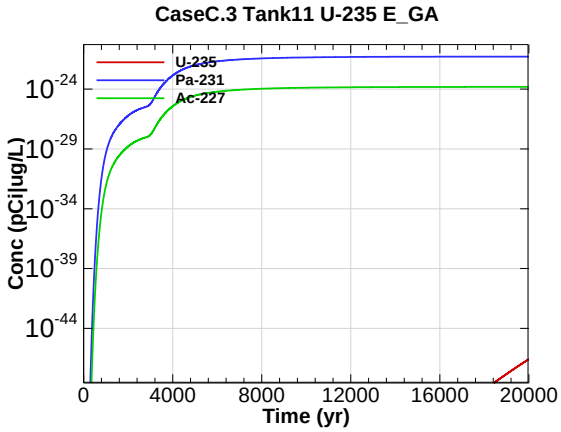

Figure S.3-179 - 100m Aquifer Concentration for CaseC.3 Tank11 U-235 E_GA

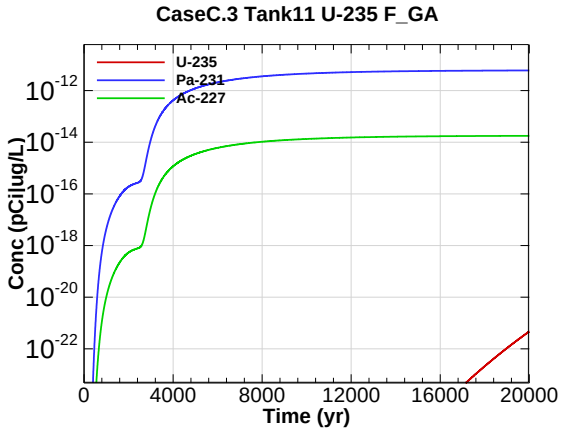

Figure S.3-180 - 100m Aquifer Concentration for CaseC.3 Tank11 U-235 F_GA

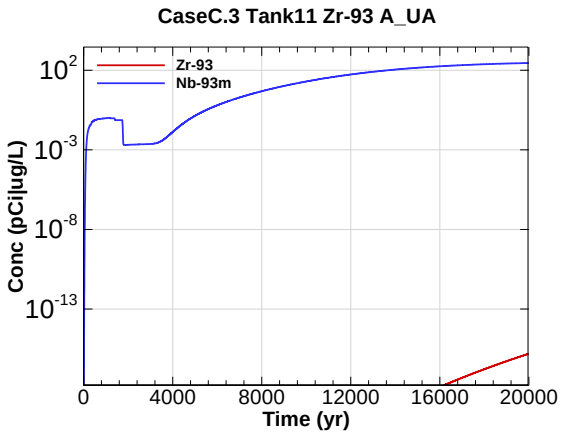

Figure S.3-181 - 100m Aquifer Concentration for CaseC.3 Tank11 Zr-93 A_UA

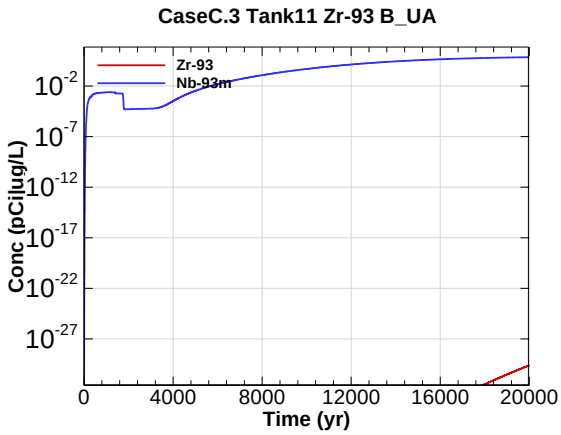

Figure S.3-182 - 100m Aquifer Concentration for CaseC.3 Tank11 Zr-93 B_UA

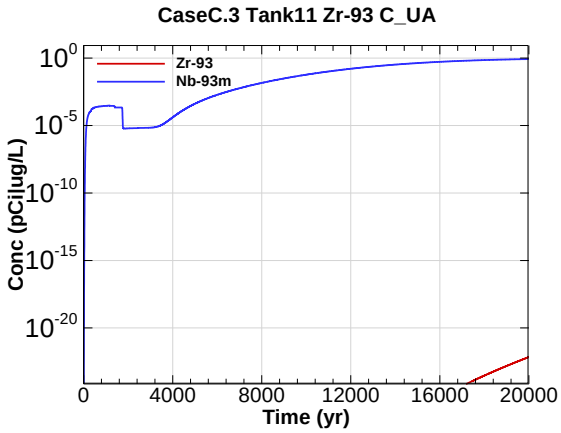

Figure S.3-183 - 100m Aquifer Concentration for CaseC.3 Tank11 Zr-93 C_UA

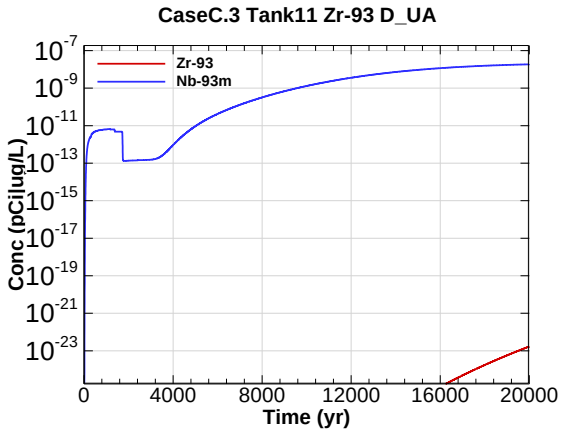

Figure S.3-184 - 100m Aquifer Concentration for CaseC.3 Tank11 Zr-93 D_UA

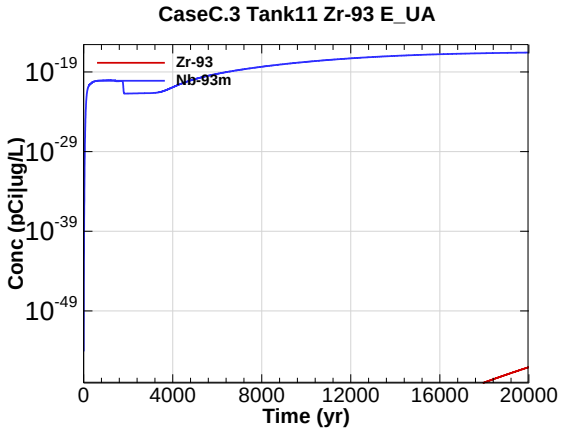

Figure S.3-185 - 100m Aquifer Concentration for CaseC.3 Tank11 Zr-93 E_UA

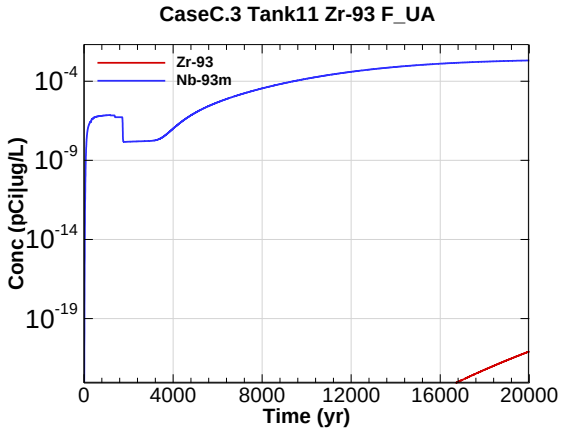

Figure S.3-186 - 100m Aquifer Concentration for CaseC.3 Tank11 Zr-93 F_UA

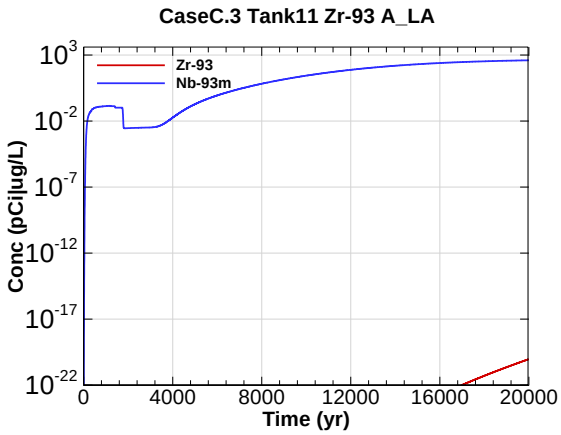

Figure S.3-187 - 100m Aquifer Concentration for CaseC.3 Tank11 Zr-93 A_LA

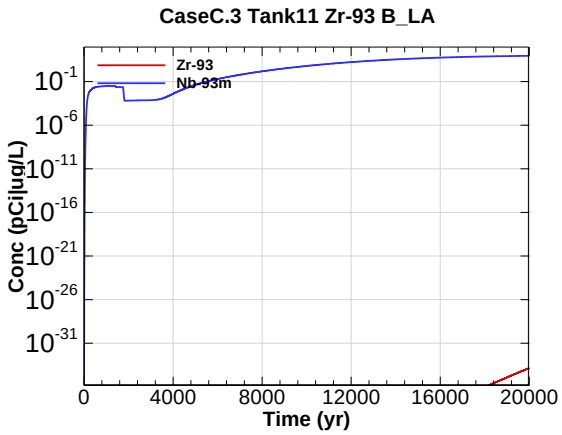

Figure S.3-188 - 100m Aquifer Concentration for CaseC.3 Tank11 Zr-93 B_LA

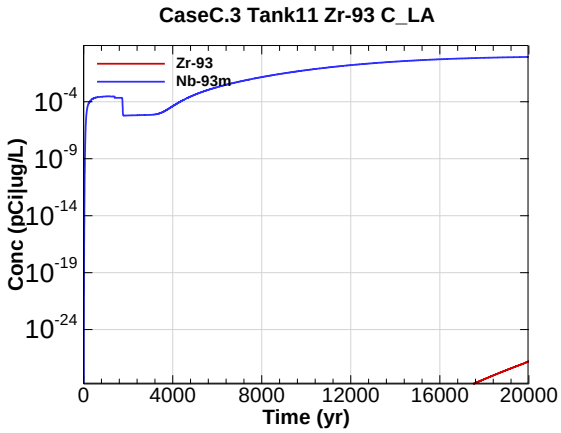

Figure S.3-189 - 100m Aquifer Concentration for CaseC.3 Tank11 Zr-93 C_LA

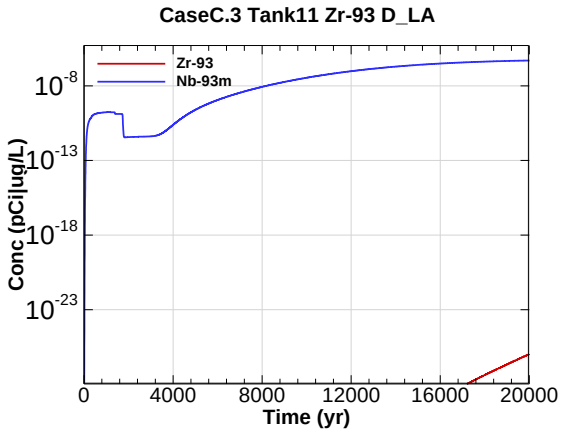

Figure S.3-190 - 100m Aquifer Concentration for CaseC.3 Tank11 Zr-93 D_LA

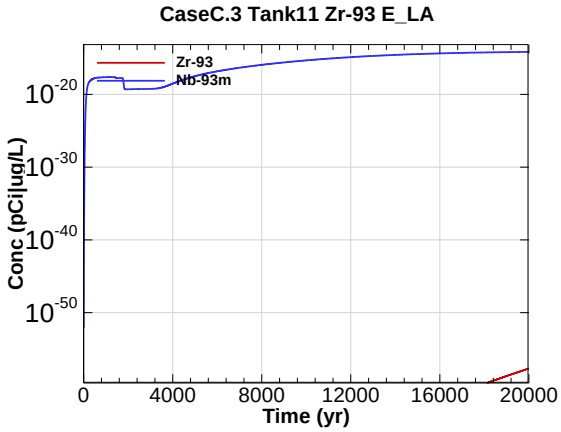

Figure S.3-191 - 100m Aquifer Concentration for CaseC.3 Tank11 Zr-93 E_LA

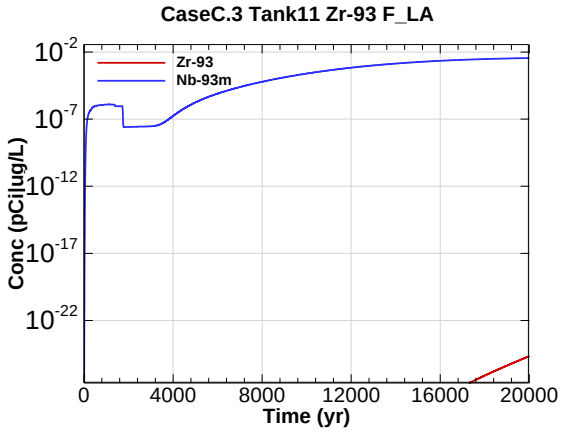

Figure S.3-192 - 100m Aquifer Concentration for CaseC.3 Tank11 Zr-93 F_LA

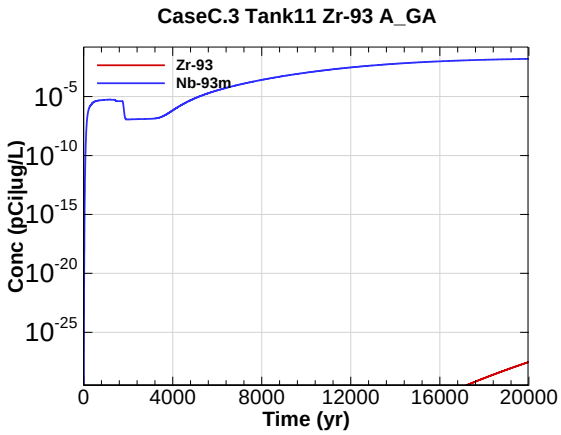

Figure S.3-193 - 100m Aquifer Concentration for CaseC.3 Tank11 Zr-93 A_GA

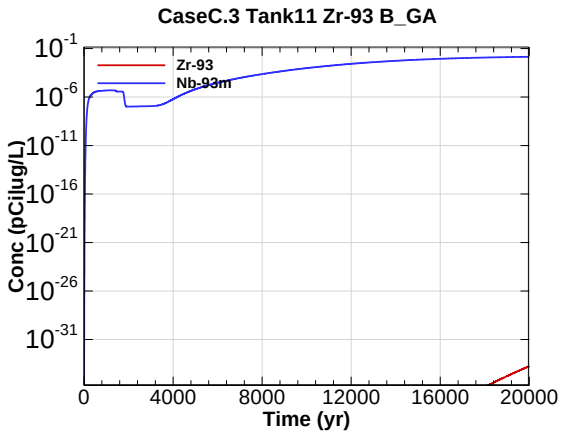

Figure S.3-194 - 100m Aquifer Concentration for CaseC.3 Tank11 Zr-93 B_GA

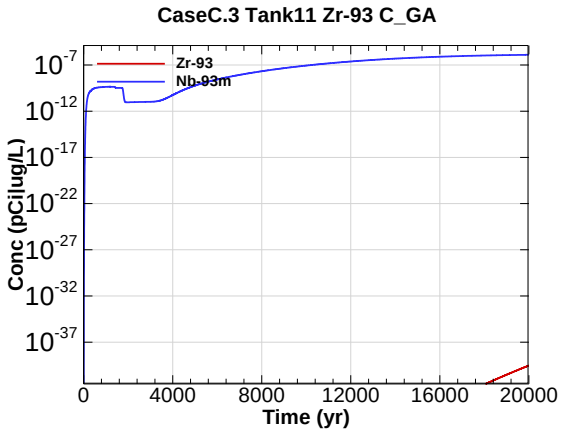

Figure S.3-195 - 100m Aquifer Concentration for CaseC.3 Tank11 Zr-93 C_GA

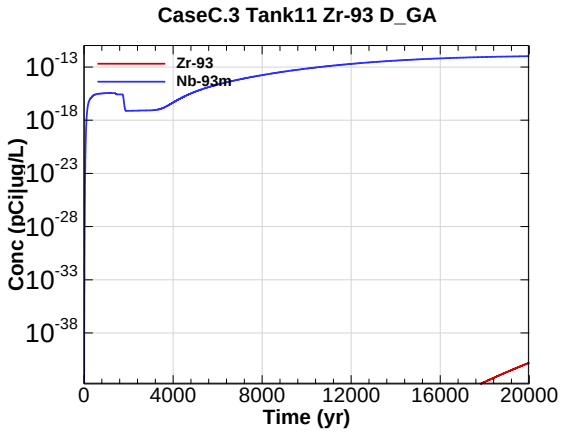

Figure S.3-196 - 100m Aquifer Concentration for CaseC.3 Tank11 Zr-93 D_GA

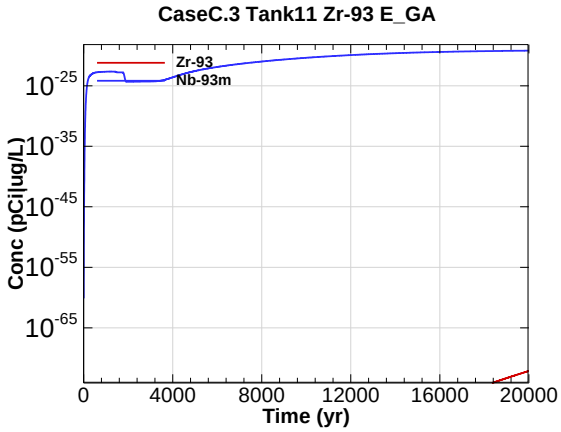

Figure S.3-197 - 100m Aquifer Concentration for CaseC.3 Tank11 Zr-93 E_GA

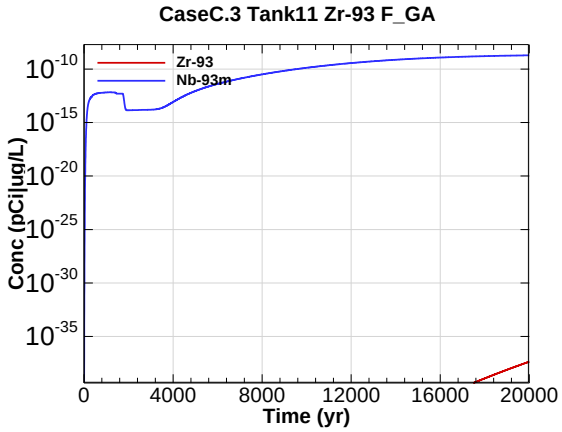

Figure S.3-198 - 100m Aquifer Concentration for CaseC.3 Tank11 Zr-93 F_GA

Appendix S.4

100-METER SENSISTIVITY RUN RADIONUCLIDE CONCENTRATIONS FOR CASE C LINER FAILURE VARIABILITY

TYPE I, LATE LINER FAILURE TIME, CASE C

Appendix S.4 contains curves showing the 100-meter radiological concentrations (sensitivity run radionuclides only) for liner failure variability for Type I tanks (Tank 11) with late liner failure time for all of HTF (waste tank and ancillary equipment inventories) for the Case C. Results for 20,000-year concentrations are presented from the three aquifers of concern (Upper Three Runs Aquifer - Upper Zone, Upper Three Runs Aquifer - Lower Zone, and Gordon Aquifer) for Sectors A through F.

Graph heading example "CaseC.4_Tank 11 All Am-241 A_UA"

Key

CaseC.4 = scenario case/configuration
Tank 11 = period is over 20,000 years
All = all HTF inventory sources
Am-241 = radionuclide of concern
A = sector of concern (see sector map with stream traces)
UA = aquifer of concern
UA = Upper Three Runs Aquifer – Upper Zone
LA = Upper Three Runs Aquifer – Lower Zone
GA = Gordon Aquifer

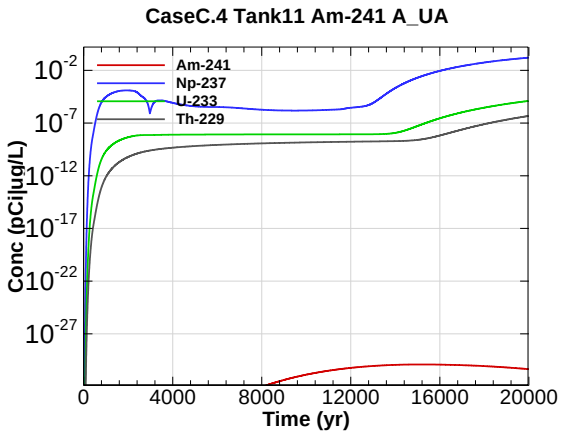

Figure S.4-1 - 100m Aquifer Concentration for CaseC.4 Tank11 Am-241 A_UA

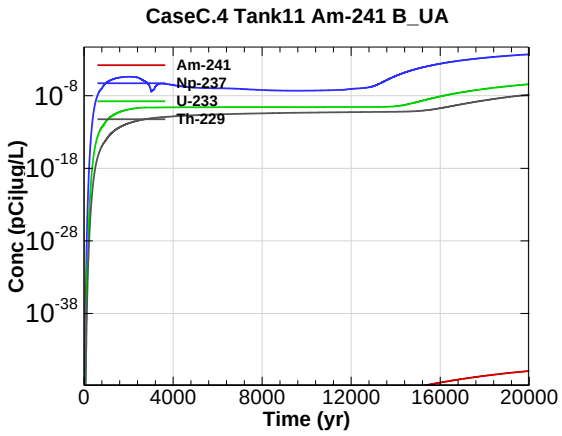

Figure S.4-2 - 100m Aquifer Concentration for CaseC.4 Tank11 Am-241 B_UA

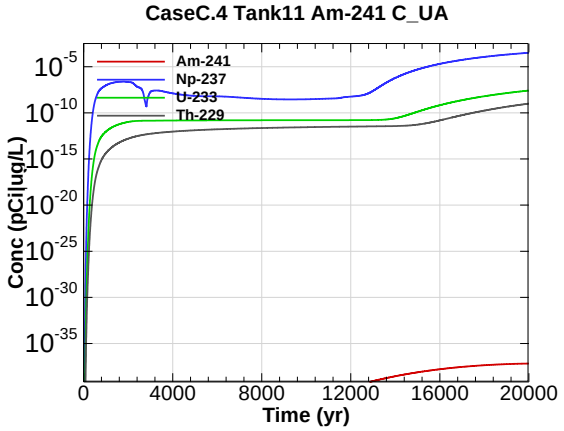

Figure S.4-3 - 100m Aquifer Concentration for CaseC.4 Tank11 Am-241 C_UA

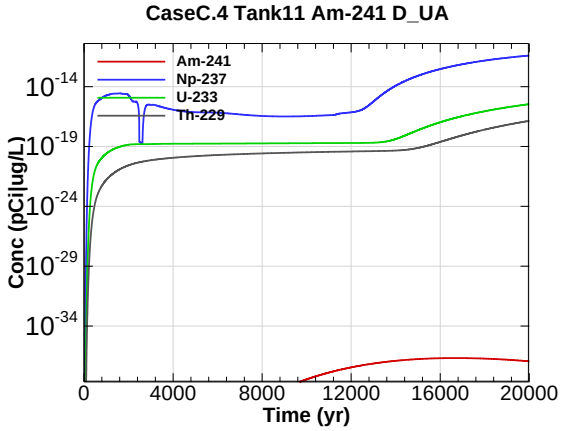

Figure S.4-4 - 100m Aquifer Concentration for CaseC.4 Tank11 Am-241 D_UA

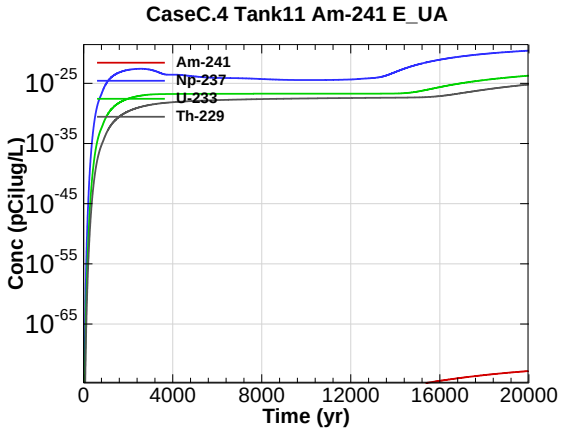

Figure S.4-5 - 100m Aquifer Concentration for CaseC.4 Tank11 Am-241 E_UA

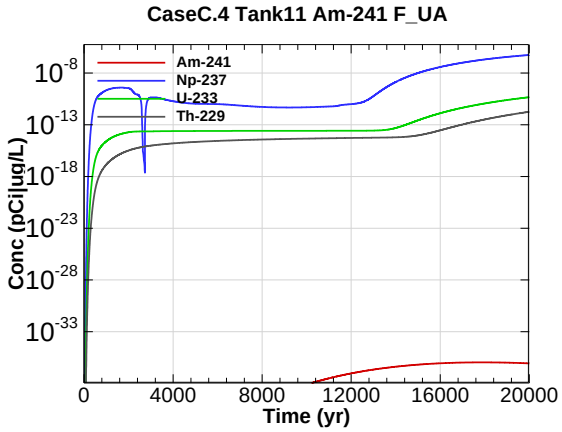

Figure S.4-6 - 100m Aquifer Concentration for CaseC.4 Tank11 Am-241 F_UA