FI-109

Sheet 1 of 3

Status: Y☒ N☐ U☐

Seismic Walkdown Checklist (SWC)

Equipment ID No. QSR42B516 Equip. Class[1] 20

Equipment Description UNIT 1 SERVICE WATER BATTERY FUSE BOX TRAIN A

Location: Bldg. SWIS Floor El. 188 Room, Area 74

Manufacturer, Model, Etc. (optional but recommended)

Instructions for Completing Checklist

This checklist may be used to document the results of the Seismic Walkdown of an item of equipment on the SWEL. The space below each of the following questions may be used to record the results of judgments and findings. Additional space is provided at the end of this checklist for documenting other comments.

Anchorage

1. Is the anchorage configuration verification required (i.e., is the item one of the 50% of SWEL items requiring such verification)? Y☒ N☐

2. Is the anchorage free of bent, broken, missing or loose hardware? Y☒ N☐ U☐ N/A☐

3. Is the anchorage free of corrosion that is more than mild surface oxidation? Y☒ N☐ U☐ N/A☐

4. Is the anchorage free of visible cracks in the concrete near the anchors? Y☒ N☐ U☐ N/A☐

5. Is the anchorage configuration consistent with plant documentation? (Note: This question only applies if the item is one of the 50% for which an anchorage configuration verification is required.) Y☒ N☐ U☐ N/A☐

   SEWS Package dated 4/94.

6. Based on the above anchorage evaluations, is the anchorage free of potentially adverse seismic conditions? Y☒ N☐ U☐

[1] Enter the equipment class name from Appendix B: Classes of Equipment.

FI-109

Sheet 2 of 3

Status: Y☒ N☐ U☐

Seismic Walkdown Checklist (SWC)

Equipment ID No. QSR42B516 Equip. Class[1] 20

Equipment Description UNIT 1 SERVICE WATER BATTERY FUSE BOX TRAIN A

Interaction Effects

7. Are soft targets free from impact by nearby equipment or structures? Y☒ N☐ U☐ N/A☐

8. Are overhead equipment, distribution systems, ceiling tiles and lighting, and masonry block walls not likely to collapse onto the equipment? Y☒ N☐ U☐ N/A☐

9. Do attached lines have adequate flexibility to avoid damage? Y☒ N☐ U☐ N/A☐

10. Based on the above seismic interaction evaluations, is equipment free of potentially adverse seismic interaction effects? Y☒ N☐ U☐

Other Adverse Conditions

11. Have you looked for and found no other seismic conditions that could adversely affect the safety functions of the equipment? Y☒ N☐ U☐

Comments (Additional pages may be added as necessary)

Area walk by is in folder FI-118, Equipment QSW41C507C.

Evaluated by: Laura Maclay Laura Maclay Date: 8/29/12

Terry A. Mullenix TERRY A. MULLENIX 8/29/2012



FI-109

FI-110

Sheet 1 of 3

Status: Y☒ N☐ U☐

Seismic Walkdown Checklist (SWC)

Equipment ID No. QSR42B520B Equip. Class[1] 20

Equipment Description SW BATTERY NO. 3 OR 4 DETECTION CABINET

Location: Bldg. SWIS Floor El. 188 Room, Area 73

Manufacturer, Model, Etc. (optional but recommended)

Instructions for Completing Checklist

This checklist may be used to document the results of the Seismic Walkdown of an item of equipment on the SWEL. The space below each of the following questions may be used to record the results of judgments and findings. Additional space is provided at the end of this checklist for documenting other comments.

Anchorage

1. Is the anchorage configuration verification required (i.e., is the item one of the 50% of SWEL items requiring such verification)? Y☐ N☒
2. Is the anchorage free of bent, broken, missing or loose hardware? Y☒ N☐ U☐ N/A☐
3. Is the anchorage free of corrosion that is more than mild surface oxidation? Y☒ N☐ U☐ N/A☐
4. Is the anchorage free of visible cracks in the concrete near the anchors? Y☒ N☐ U☐ N/A☐
5. Is the anchorage configuration consistent with plant documentation? (Note: This question only applies if the item is one of the 50% for which an anchorage configuration verification is required.) Y☐ N☐ U☐ N/A☒
6. Based on the above anchorage evaluations, is the anchorage free of potentially adverse seismic conditions? Y☒ N☐ U☐

[1] Enter the equipment class name from Appendix B: Classes of Equipment.

F1-110

Sheet 2 of 3

Status: Y☒ N☐ U☐

Seismic Walkdown Checklist (SWC)

Equipment ID No. QSR42B520B Equip. Class 20

Equipment Description SW BATTERY NO. 3 OR 4 DETECTION CABINET

Interaction Effects

7. Are soft targets free from impact by nearby equipment or structures? Y☒ N☐ U☐ N/A☐

8. Are overhead equipment, distribution systems, ceiling tiles and lighting, and masonry block walls not likely to collapse onto the equipment? Y☒ N☐ U☐ N/A☐

9. Do attached lines have adequate flexibility to avoid damage? Y☒ N☐ U☐ N/A☐

10. Based on the above seismic interaction evaluations, is equipment free of potentially adverse seismic interaction effects? Y☒ N☐ U☐

Other Adverse Conditions

11. Have you looked for and found no other seismic conditions that could adversely affect the safety functions of the equipment? Y☒ N☐ U☐

Comments (Additional pages may be added as necessary)

Evaluated by: Laura Maclay Laura Maclay Date: 9/12/12

Terry A. Mullenix 9/12/2012



FI-110

E1-111

Sheet 1 of 74
Status: Y☒ N☐ U☐

Seismic Walkdown Checklist (SWC)

Equipment ID No. QSR42B523B Equip. Class[1] 15

Equipment Description 125 VDC SERVICE WATER BUILDING BATTERY NO. 2

Location: Bldg. SWIS Floor El. 188 Room, Area 74

Manufacturer, Model, Etc. (optional but recommended)

Instructions for Completing Checklist

This checklist may be used to document the results of the Seismic Walkdown of an item of equipment on the SWEL. The space below each of the following questions may be used to record the results of judgments and findings. Additional space is provided at the end of this checklist for documenting other comments.

Anchorage

1. Is the anchorage configuration verification required (i.e., is the item one of the 50% of SWEL items requiring such verification)? Y☒ N☐
2. Is the anchorage free of bent, broken, missing or loose hardware? Y☒ N☐ U☐ N/A☐
3. Is the anchorage free of corrosion that is more than mild surface oxidation? Y☒ N☐ U☐ N/A☐
4. Is the anchorage free of visible cracks in the concrete near the anchors? Y☒ N☐ U☐ N/A☐
5. Is the anchorage configuration consistent with plant documentation? (Note: This question only applies if the item is one of the 50% for which an anchorage configuration verification is required.) Y☒ N☐ U☐ N/A☐

   SENS package dated 4/94 indicates 16 mounting bolts based on the photo on the last page, with rows of four.
6. Based on the above anchorage evaluations, is the anchorage free of potentially adverse seismic conditions? Y☒ N☐ U☐

[1] Enter the equipment class name from Appendix B: Classes of Equipment.

F1-111

Sheet 2 of 84
Status: Y☒ N☐ U☐

Seismic Walkdown Checklist (SWC)

Equipment ID No. QSR42B523B Equip. Class[1] 15

Equipment Description 125 VDC SERVICE WATER BUILDING BATTERY NO. 2

Interaction Effects

7. Are soft targets free from impact by nearby equipment or structures? Y☒ N☐ U☐ N/A☐

8. Are overhead equipment, distribution systems, ceiling tiles and lighting, and masonry block walls not likely to collapse onto the equipment? Y☒ N☐ U☐ N/A☐

9. Do attached lines have adequate flexibility to avoid damage? Y☒ N☐ U☐ N/A☐

10. Based on the above seismic interaction evaluations, is equipment free of potentially adverse seismic interaction effects? Y☒ N☐ U☐

Other Adverse Conditions

11. Have you looked for and found no other seismic conditions that could adversely affect the safety functions of the equipment? Y☒ N☐ U☐

Comments (Additional pages may be added as necessary)

Area walk-by is in folder F1-118, Equipment QSW41C507C.

Evaluated by: Laura Maclay Laura Maclay Date: 8/29/12

Terry A. Mullenix 8/29/2012

F1-111



F1-111



FI-112

Sheet 1 of 34

Status: Y☒ N☐ U☐

Seismic Walkdown Checklist (SWC)

Equipment ID No. QSR42B525A Equip. Class[1] 20

Equipment Description SW BUILDING A TRAIN BATTERY SEL SW

Location: Bldg. SWIS Floor El. 188 Room, Area 74

Manufacturer, Model, Etc. (optional but recommended)

Instructions for Completing Checklist

This checklist may be used to document the results of the Seismic Walkdown of an item of equipment on the SWEL. The space below each of the following questions may be used to record the results of judgments and findings. Additional space is provided at the end of this checklist for documenting other comments.

Anchorage

1. Is the anchorage configuration verification required (i.e., is the item one of the 50% of SWEL items requiring such verification)? Y☒ ~~N☐~~ LM 8/29

   Anchorage changed to "yes" as it is visible w/ documentation.

2. Is the anchorage free of bent, broken, missing or loose hardware? Y☒ N☐ U☐ N/A☐

3. Is the anchorage free of corrosion that is more than mild surface oxidation? Y☒ N☐ U☐ N/A☐

4. Is the anchorage free of visible cracks in the concrete near the anchors? Y☒ N☐ U☐ N/A☐

5. Is the anchorage configuration consistent with plant documentation? (Note: This question only applies if the item is one of the 50% for which an anchorage configuration verification is required.) Y☒ N☐ U☐ N/A☐

   two lengths of horizontal unistrut attached to concrete wall. The Battery Transfer Switch is attached to unistrut with four spring nuts. See SEWS Package dated 4/1994

6. Based on the above anchorage evaluations, is the anchorage free of potentially adverse seismic conditions? Y☒ N☐ U☐

[1] Enter the equipment class name from Appendix B: Classes of Equipment.

FI-112

Sheet 2 of 34
Status: Y☒ N☐ U☐

Seismic Walkdown Checklist (SWC)

Equipment ID No. QSR42B525A Equip. Class[1] 20

Equipment Description SW BUILDING A TRAIN BATTERY SEL SW

Interaction Effects

7. Are soft targets free from impact by nearby equipment or structures? Y☒ N☐ U☐ N/A☐

8. Are overhead equipment, distribution systems, ceiling tiles and lighting, and masonry block walls not likely to collapse onto the equipment? Y☒ N☐ U☐ N/A☐

9. Do attached lines have adequate flexibility to avoid damage? Y☒ N☐ U☐ N/A☐

10. Based on the above seismic interaction evaluations, is equipment free of potentially adverse seismic interaction effects? Y☒ N☐ U☐

Other Adverse Conditions

11. Have you looked for and found no other seismic conditions that could adversely affect the safety functions of the equipment? Y☒ N☐ U☐

Comments (Additional pages may be added as necessary)

Area walk-by is in folder FI-118, Equipment QSW41CE07C.

Evaluated by: Laura Maclay Laura Maclay Date: 8/29/12

Terry A. Mullenix TERRY A. MULLENIX 8/29/2012


SERV WTR BATT 1
05R42B525A A
05R42B525A-A
BATTERY
TRANSFER
SWITCH
F1-112
1

F1-112

F1-112



F1-113

Sheet 1 of 14
Status: Y☒ N☐ U☐

Seismic Walkdown Checklist (SWC)

Equipment ID No. *QSR42B526B* Equip. Class[1] *16*

Equipment Description *DIESEL WATER BUILDING BATTERY CHARGER NO. 2 (STANDBY)*

Location: Bldg. *SWIS* Floor El. *188* Room, Area *72D*

Manufacturer, Model, Etc. (optional but recommended)

Instructions for Completing Checklist

This checklist may be used to document the results of the Seismic Walkdown of an item of equipment on the SWEL. The space below each of the following questions may be used to record the results of judgments and findings. Additional space is provided at the end of this checklist for documenting other comments.

Anchorage

1. Is the anchorage configuration verification required (i.e., is the item one of the 50% of SWEL items requiring such verification)? Y☒ N☐

2. Is the anchorage free of bent, broken, missing or loose hardware? Y☒ N☐ U☐ N/A☐

3. Is the anchorage free of corrosion that is more than mild surface oxidation? Y☒ N☐ U☐ N/A☐

4. Is the anchorage free of visible cracks in the concrete near the anchors? Y☒ N☐ U☐ N/A☐

5. Is the anchorage configuration consistent with plant documentation? (Note: This question only applies if the item is one of the 50% for which an anchorage configuration verification is required.) Y☒ N☐ U☐ N/A☐
   Drawing U-732799 Version 1.0

6. Based on the above anchorage evaluations, is the anchorage free of potentially adverse seismic conditions? Y☒ N☐ U☐

[1] Enter the equipment class name from Appendix B: Classes of Equipment.

F1-113

Sheet 2 of 34
Status: Y☒ N☐ U☐

Seismic Walkdown Checklist (SWC)

Equipment ID No: *QSR42B526B* Equip. Class[1] *16*

Equipment Description *DIESEL WATER BUILDING BATTERY CHARGER NO. 2 (STANDBY)*

Interaction Effects

7. Are soft targets free from impact by nearby equipment or structures? Y☒ N☐ U☐ N/A☐

8. Are overhead equipment, distribution systems, ceiling tiles and lighting, and masonry block walls not likely to collapse onto the equipment? Y☒ N☐ U☐ N/A☐
   Overhead lighting is attached by conduit and hooks which does not meet the requirement for a positive end connection. However decking above prevents hooks from coming disengaged. This is judged to not collapseon any equipment.

9. Do attached lines have adequate flexibility to avoid damage? Y☒ N☐ U☐ N/A☐

10. Based on the above seismic interaction evaluations, is equipment free of potentially adverse seismic interaction effects? Y☒ N☐ U☐

Other Adverse Conditions

11. Have you looked for and found no other seismic conditions that could adversely affect the safety functions of the equipment? Y☒ N☐ U☐

Comments (Additional pages may be added as necessary)

Evaluated by: Laura Maclay Laura Maclay Date: 8/30/12

Terry A. Mullenix TERRY A. MULLENIX 8/30/2012

AMETEK®
SOLIDSTATE CONTROLS
COLUMBUS, OHIO USA
hone: 614-846-7500 Fax: 614-785-7062
QSR42B526B-A
C942750222
QSR42B0526B
SW BATTERY
CHARGER #2
0
5
10
15
D-C AMPERES
DC OUTPUT (A301
DC VOLTS

FI-113


AMETEK
FI-113
FI-113
4/6

FI-114

Sheet 1 of 3

Status: Y☑ N☐ U☐

Seismic Walkdown Checklist (SWC)

Equipment ID No. QSR43A503 Equip. Class[1] 17

Equipment Description DIESEL GENERATOR 1-2A (SKID)

Location: Bldg. DIESEL Floor El. 155 Room, Area 0060

Manufacturer, Model, Etc. (optional but recommended)

Instructions for Completing Checklist

This checklist may be used to document the results of the Seismic Walkdown of an item of equipment on the SWEL. The space below each of the following questions may be used to record the results of judgments and findings. Additional space is provided at the end of this checklist for documenting other comments.

Anchorage

1. Is the anchorage configuration verification required (i.e., is the item one of the 50% of SWEL items requiring such verification)? Y☑ N☐

   See SEWS for QSR43A503-A (Diesel Generator SKID) for Details.

2. Is the anchorage free of bent, broken, missing or loose hardware? Y☑ N☐ U☐ N/A☐

3. Is the anchorage free of corrosion that is more than mild surface oxidation? Y☑ N☐ U☐ N/A☐

4. Is the anchorage free of visible cracks in the concrete near the anchors? Y☑ N☐ U☐ N/A☐

5. Is the anchorage configuration consistent with plant documentation? (Note: This question only applies if the item is one of the 50% for which an anchorage configuration verification is required.) YES Y☑ N☐ U☑ N/A☐

6. Based on the above anchorage evaluations, is the anchorage free of potentially adverse seismic conditions? YES Y☑ N☐ U☑

[1] Enter the equipment class name from Appendix B: Classes of Equipment.

F1-114

Sheet 2 of 3
Status: Y☑ N☐ U☐

Seismic Walkdown Checklist (SWC)

Equipment ID No. QSR43A503 Equip. Class[1] 17

Equipment Description DIESEL GENERATOR 1-2A (SKID)

Interaction Effects

7. Are soft targets free from impact by nearby equipment or structures? Y☑ N☐ U☐ N/A☐

8. Are overhead equipment, distribution systems, ceiling tiles and lighting, and masonry block walls not likely to collapse onto the equipment? Y☑ N☐ U☐ N/A☐

9. Do attached lines have adequate flexibility to avoid damage? Y☑ N☐ U☐ N/A☐

10. Based on the above seismic interaction evaluations, is equipment free of potentially adverse seismic interaction effects? Y☑ N☐ U☐

Other Adverse Conditions

11. Have you looked for and found no other seismic conditions that could adversely affect the safety functions of the equipment? Y☑ N☐ U☐

Comments (Additional pages may be added as necessary)

Evaluated by: Maggie Farah Date: 8/29/12

Ron Miranda 8.29.12


F1-114
3/17

F1-115

Sheet 1 of 35
Status: Y☒ N☐ U☐

Seismic Walkdown Checklist (SWC)

Equipment ID No: QSV49K001A Equip. Class[1] 10

Equipment Description CONTROL ROOM PACKAGE A/C UNIT

Location: Bldg. AUXILIARY Floor El. 175 Room, Area 501

Manufacturer, Model, Etc. (optional but recommended)

Instructions for Completing Checklist

This checklist may be used to document the results of the Seismic Walkdown of an item of equipment on the SWEL. The space below each of the following questions may be used to record the results of judgments and findings. Additional space is provided at the end of this checklist for documenting other comments.

Anchorage

1. Is the anchorage configuration verification required (i.e., is the item one of the 50% of SWEL items requiring such verification)? Y☒ N☐
2. Is the anchorage free of bent, broken, missing or loose hardware? Y☒ N☐ U☐ N/A☐
3. Is the anchorage free of corrosion that is more than mild surface oxidation? Y☒ N☐ U☐ N/A☐
4. Is the anchorage free of visible cracks in the concrete near the anchors? Y☒ N☐ U☐ N/A☐
5. Is the anchorage configuration consistent with plant documentation? (Note: This question only applies if the item is one of the 50% for which an anchorage configuration verification is required.) Y☒ N☐ U☐ N/A☐
   Ref dwgs D176520 V.31 & D176698 Rev.3
6. Based on the above anchorage evaluations, is the anchorage free of potentially adverse seismic conditions? Y☒ N☐ U☐

[1] Enter the equipment class name from Appendix B: Classes of Equipment.

F1-115

Sheet 2 of 35
Status: Y☒ N☐ U☐

Seismic Walkdown Checklist (SWC)

Equipment ID No. QSV49K001A Equip. Class 10

Equipment Description CONTROL ROOM PACKAGE A/C UNIT

Interaction Effects

7. Are soft targets free from impact by nearby equipment or structures? Y☒ N☐ U☐ N/A☐

8. Are overhead equipment, distribution systems, ceiling tiles and lighting, and masonry block walls not likely to collapse onto the equipment? Y☒ N☐ U☐ N/A☐

9. Do attached lines have adequate flexibility to avoid damage? Y☒ N☐ U☐ N/A☐

10. Based on the above seismic interaction evaluations, is equipment free of potentially adverse seismic interaction effects? Y☒ N☐ U☐

Other Adverse Conditions

11. Have you looked for and found no other seismic conditions that could adversely affect the safety functions of the equipment? Y☒ N☐ U☐

Comments (Additional pages may be added as necessary)

Evaluated by: Laura Maclay Laura Maclay Date: 8/31/12

Terry A. Mullenix 8/31/2012

FI-115

315
FI-115


FI-115
415
FI-115

FI-115



F1-116

Sheet 1 of ~~14~~ 4

Status: Y☒ N☐ U☐

Seismic Walkdown Checklist (SWC)

Equipment ID No. *QSW41B515F, Pkg F1-116* Equip. Class[1] *18*

Equipment Description *SERV WTR BATTERY ROOM FIRESTAT*

Location: Bldg. *SWIS* Floor El. *188* Room, Area *74*

Manufacturer, Model, Etc. (optional but recommended)

Instructions for Completing Checklist

This checklist may be used to document the results of the Seismic Walkdown of an item of equipment on the SWEL. The space below each of the following questions may be used to record the results of judgments and findings. Additional space is provided at the end of this checklist for documenting other comments.

Anchorage

1. Is the anchorage configuration verification required (i.e., is the item one of the 50% of SWEL items requiring such verification)? Y☐ N☒

2. Is the anchorage free of bent, broken, missing or loose hardware? Y☒ N☐ U☐ N/A☐

3. Is the anchorage free of corrosion that is more than mild surface oxidation? Y☒ N☐ U☐ N/A☐

4. Is the anchorage free of visible cracks in the concrete near the anchors? Y☒ N☐ U☐ N/A☐

5. Is the anchorage configuration consistent with plant documentation? (Note: This question only applies if the item is one of the 50% for which an anchorage configuration verification is required.) Y☐ N☐ U☐ N/A☒
   No anchorage drawings/documentation

6. Based on the above anchorage evaluations, is the anchorage free of potentially adverse seismic conditions? Y☒ N☐ U☐

[1] Enter the equipment class name from Appendix B: Classes of Equipment.

F1-116

Sheet 2 of ~~14~~ 4

Status: Y☒ N☐ U☐

Seismic Walkdown Checklist (SWC)

Equipment ID No. *QSW41B515F, Pkg F1-116* Equip. Class[1] *18*

Equipment Description *SERV WTR BATTERY ROOM FIRESTAT*

Interaction Effects

7. Are soft targets free from impact by nearby equipment or structures? Y☒ N☐ U☐ N/A☐
   Tubing too close to piping, see pix, entered in CAP (CR505553, CR504972)

8. Are overhead equipment, distribution systems, ceiling tiles and lighting, and masonry block walls not likely to collapse onto the equipment? Y☒ N☐ U☐ N/A☐
   nothing noted overhead that can collapse, see #7.

9. Do attached lines have adequate flexibility to avoid damage? Y☒ N☐ U☐ N/A☐
   electrical, tubing, ppg insp;ected

10. Based on the above seismic interaction evaluations, is equipment free of potentially adverse seismic interaction effects? Y☒ N☐ U☐
    see #7

Other Adverse Conditions

11. Have you looked for and found no other seismic conditions that could adversely affect the safety functions of the equipment? Y☒ N☐ U☐

Comments (Additional pages may be added as necessary)

Area Walk By is in folder F1-118, equipment QSW41C507C
This package was originally signed on 8-30-12 but retyped for clarity on 10-23-12.

Evaluated by: Paul Smith tes for Laura Maclay by Telecon 10/23/12 Date: *8/30/12*

Terry A. Mullenix 10-23-12 *8/30/12*

F1-116



F1-116



4/4

FL-117

Sheet 1 of 85

Status: Y☒ N☐ U☐

Seismic Walkdown Checklist (SWC)

Equipment ID No. QSW41C506B Equip. Class[1] 9

Equipment Description SERVICE WATER B TRAIN SWITCHGEAR ROOM EXHAUST FAN

Location: Bldg. SWIS Floor El. 188 Room, Area T2B

Manufacturer, Model, Etc. (optional but recommended)

Instructions for Completing Checklist

This checklist may be used to document the results of the Seismic Walkdown of an item of equipment on the SWEL. The space below each of the following questions may be used to record the results of judgments and findings. Additional space is provided at the end of this checklist for documenting other comments.

Anchorage

1. Is the anchorage configuration verification required (i.e., is the item one of the 50% of SWEL items requiring such verification)? Y☒ N☐
2. Is the anchorage free of bent, broken, missing or loose hardware? Y☒ N☐ U☐ N/A☐
3. Is the anchorage free of corrosion that is more than mild surface oxidation? Y☒ N☐ U☐ N/A☐
4. Is the anchorage free of visible cracks in the concrete near the anchors? Y☒ N☐ U☐ N/A☐
5. Is the anchorage configuration consistent with plant documentation? (Note: This question only applies if the item is one of the 50% for which an anchorage configuration verification is required.) Y☒ N☐ U☐ N/A☐

   Ref. dwgs D-171195 Ver 10 and D-171315 Rev 2
6. Based on the above anchorage evaluations, is the anchorage free of potentially adverse seismic conditions? Y☒ N☐ U☐

[1] Enter the equipment class name from Appendix B: Classes of Equipment.

F1-117

Sheet 2 of 85

Status: Y☒ N☐ U☐

Seismic Walkdown Checklist (SWC)

Equipment ID No. QSW41C506B Equip. Class[1] 9

Equipment Description SERVICE WATER B TRAIN SWITCHGEAR ROOM EXHAUST FAN

Interaction Effects

7. Are soft targets free from impact by nearby equipment or structures? Y☒ N☐ U☐ N/A☐

8. Are overhead equipment, distribution systems, ceiling tiles and lighting, and masonry block walls not likely to collapse onto the equipment? Y☒ N☐ U☐ N/A☐

9. Do attached lines have adequate flexibility to avoid damage? Y☒ N☐ U☐ N/A☐

10. Based on the above seismic interaction evaluations, is equipment free of potentially adverse seismic interaction effects? Y☒ N☐ U☐

Other Adverse Conditions

11. Have you looked for and found no other seismic conditions that could adversely affect the safety functions of the equipment? Y☒ N☐ U☐

Comments (Additional pages may be added as necessary)

Area walk-by is in folder F2-49, equipment Q2H21E507.

Evaluated by: Laura Maclay Laura Maclay Date: 9/11/12

TERRY A. MULLENIX 9/11/2012


F1-117
F1-117
3/5

F1- 117

F1-117 4/5




FI-117
FI-117
5/5

F1-118

Sheet 1 of 35
Status: Y☒ N☐ U☐

Seismic Walkdown Checklist (SWC)

Equipment ID No. QSW41C507C Equip. Class[1] 9

Equipment Description SERVICE WATER A TRAIN BATTERY ROOM EXHAUST FAN

Location: Bldg. SWIS Floor El. 188 Room, Area 74

Manufacturer, Model, Etc. (optional but recommended)

Instructions for Completing Checklist

This checklist may be used to document the results of the Seismic Walkdown of an item of equipment on the SWEL. The space below each of the following questions may be used to record the results of judgments and findings. Additional space is provided at the end of this checklist for documenting other comments.

Anchorage

1. Is the anchorage configuration verification required (i.e., is the item one of the 50% of SWEL items requiring such verification)? Y☒ N☐
2. Is the anchorage free of bent, broken, missing or loose hardware? Y☒ N☐ U☐ N/A☐
3. Is the anchorage free of corrosion that is more than mild surface oxidation? Y☒ N☐ U☐ N/A☐
4. Is the anchorage free of visible cracks in the concrete near the anchors? Y☒ N☐ U☐ N/A☐
5. Is the anchorage configuration consistent with plant documentation? (Note: This question only applies if the item is one of the 50% for which an anchorage configuration verification is required.) Y☒ N☐ U☐ N/A☐

   Reference SEWS package dated 4/5/94 and drawings D-170333 Ver 11 and D-171195 Ver. 3.
6. Based on the above anchorage evaluations, is the anchorage free of potentially adverse seismic conditions? Y☒ N☐ U☐

[1] Enter the equipment class name from Appendix B: Classes of Equipment.

FI-118

Sheet 2 of 35

Status: Y☑ N☐ U☐

Seismic Walkdown Checklist (SWC)

Equipment ID No. QSW41C507C Equip. Class[1] 9

Equipment Description SERVICE WATER A TRAIN BATTERY ROOM EXHAUST FAN

Interaction Effects

7. Are soft targets free from impact by nearby equipment or structures? Y☑ N☐ U☐ N/A☐

8. Are overhead equipment, distribution systems, ceiling tiles and lighting, and masonry block walls not likely to collapse onto the equipment? Y☑ N☐ U☐ N/A☐

9. Do attached lines have adequate flexibility to avoid damage? Y☑ N☐ U☐ N/A☐

10. Based on the above seismic interaction evaluations, is equipment free of potentially adverse seismic interaction effects? Y☑ N☐ U☐

Other Adverse Conditions

11. Have you looked for and found no other seismic conditions that could adversely affect the safety functions of the equipment? Y☑ N☐ U☐

Comments (Additional pages may be added as necessary)

Evaluated by: Laura Maclay Laura Maclay Date: 8/29/12

Terry A. Mullenix 8/29/2012

F1-118



F1-118




F1-118
F1-118

FI-119

Sheet 1 of 34

Status: Y☒ N☐ U☐

Seismic Walkdown Checklist (SWC)

Equipment ID No. QSW41C513D Equip. Class[1] 0

Equipment Description SERVICE WATER PUMP ROOM INTAKE LOUVER

Location: Bldg. SWIS Floor El. 167 Room, Area 72A

Manufacturer, Model, Etc. (optional but recommended)

Instructions for Completing Checklist

This checklist may be used to document the results of the Seismic Walkdown of an item of equipment on the SWEL. The space below each of the following questions may be used to record the results of judgments and findings. Additional space is provided at the end of this checklist for documenting other comments.

Anchorage

1. Is the anchorage configuration verification required (i.e., is the item one of the 50% of SWEL items requiring such verification)? Y☒ N☒

   Anchorage changed to "yes" as it is visible and has adequate documentation. YES - TMM 8/29/2012

2. Is the anchorage free of bent, broken, missing or loose hardware? Y☒ N☐ U☐ N/A☐

3. Is the anchorage free of corrosion that is more than mild surface oxidation? Y☒ N☐ U☐ N/A☐

4. Is the anchorage free of visible cracks in the concrete near the anchors? Y☒ N☐ U☐ N/A☐

5. Is the anchorage configuration consistent with plant documentation? (Note: This question only applies if the item is one of the 50% for which an anchorage configuration verification is required.) Y☒ N☐ U☐ N/A☐

   Dwg. D170332 Rev 22

6. Based on the above anchorage evaluations, is the anchorage free of potentially adverse seismic conditions? Y☒ N☐ U☐

[1] Enter the equipment class name from Appendix B: Classes of Equipment.

F1-119

Sheet 2 of 84

Status: Y☒ N☐ U☐

Seismic Walkdown Checklist (SWC)

Equipment ID No. QSW41C513D Equip. Class[1] 0

Equipment Description SERVICE WATER PUMP ROOM INTAKE LOUVER

Interaction Effects

7. Are soft targets free from impact by nearby equipment or structures? Y☒ N☐ U☐ N/A☐

8. Are overhead equipment, distribution systems, ceiling tiles and lighting, and masonry block walls not likely to collapse onto the equipment? Y☒ N☐ U☐ N/A☐

9. Do attached lines have adequate flexibility to avoid damage? Y☒ N☐ U☐ N/A☐

10. Based on the above seismic interaction evaluations, is equipment free of potentially adverse seismic interaction effects? Y☒ N☐ U☐

Other Adverse Conditions

11. Have you looked for and found no other seismic conditions that could adversely affect the safety functions of the equipment? Y☒ N☐ U☐

Comments (Additional pages may be added as necessary)

Evaluated by: TERRY A. MULLENIX Date: 8/29/2012

Laura MacLay Laura MacLay 8/29/12

F1-12

Sheet 1 of ~~8~~ 7

Status: Y☑ N☐ U☐

Seismic Walkdown Checklist (SWC)

Equipment ID No. QSY41C511C Equip. Class[1] 9

Equipment Description DIESEL BLD B TRAIN SWITCHGEAR ROOM EXHAUST FAN

Location: Bldg. DIESEL Floor El. ~~155~~ 177 LM 9/10/12 Room, Area

Manufacturer, Model, Etc. (optional but recommended)

Instructions for Completing Checklist

This checklist may be used to document the results of the Seismic Walkdown of an item of equipment on the SWEL. The space below each of the following questions may be used to record the results of judgments and findings. Additional space is provided at the end of this checklist for documenting other comments.

Anchorage

1. Is the anchorage configuration verification required (i.e., is the item one of the 50% of SWEL items requiring such verification)? Y☑ N☐ N

2. Is the anchorage free of bent, broken, missing or loose hardware? Y☑ N☐ U☐ N/A☐

3. Is the anchorage free of corrosion that is more than mild surface oxidation? Y☑ N☐ U☐ N/A☐

4. Is the anchorage free of visible cracks in the concrete near the anchors? Y☑ N☐ U☐ N/A☐

5. Is the anchorage configuration consistent with plant documentation? (Note: This question only applies if the item is one of the 50% for which an anchorage configuration verification is required.) Y☑ N☐ U☐ N/A☐

   Ref. Dwg D-170338 Sht 1 & 2, D-170339

6. Based on the above anchorage evaluations, is the anchorage free of potentially adverse seismic conditions? Y☑ N☐ U☐

[1] Enter the equipment class name from Appendix B: Classes of Equipment.

F1-120

Sheet 2 of ~~8~~ 7

Status: Y☑ N☐ U☐

Seismic Walkdown Checklist (SWC)

Equipment ID No. QSY41C511C Equip. Class[1] 9

Equipment Description DIESEL BLD B TRAIN SWITCHGEAR ROOM EXHAUST FAN

Interaction Effects

7. Are soft targets free from impact by nearby equipment or structures? Y☑ N☐ U☐ N/A☐

8. Are overhead equipment, distribution systems, ceiling tiles and lighting, and masonry block walls not likely to collapse onto the equipment? Y☑ N☐ U☐ N/A☐

9. Do attached lines have adequate flexibility to avoid damage? Y☑ N☐ U☐ N/A☐

10. Based on the above seismic interaction evaluations, is equipment free of potentially adverse seismic interaction effects? Y☑ N☐ U☐

Other Adverse Conditions

11. Have you looked for and found no other seismic conditions that could adversely affect the safety functions of the equipment? Y☑ N☐ U☐

Comments (Additional pages may be added as necessary)

Area walk-by is in folder ~~F1-89~~ F2-89.

LM 9/10/12

Evaluated by: Laura Maclay Laura Maclay Date: 9/10/12

Terry M. Mullenix 9/10/2012

FI-120

3/7


FI-120
FI-120
417
BLN 29+ BLN 24+
BHT-2


F1-120
F1-120
5/7


FI-120
FI-120
6/7


FI-120
FI-120
2/4