8-1-98

Sheet 1 of 16
Status: Y☐ N☒ U☐

Seismic Walkdown Checklist (SWC)

Equipment ID No. Q1R43E001A Equip. Class[1] 20

Equipment Description SEQUENCER B1F

Location: Bldg. AUXILIARY Floor El. 139 Room, Area 335

Manufacturer, Model, Etc. (optional but recommended)

Instructions for Completing Checklist

This checklist may be used to document the results of the Seismic Walkdown of an item of equipment on the SWEL. The space below each of the following questions may be used to record the results of judgments and findings. Additional space is provided at the end of this checklist for documenting other comments.

Anchorage

1. Is the anchorage configuration verification required (i.e., is the item one of the 50% of SWEL items requiring such verification)? Y☒ N☐
2. Is the anchorage free of bent, broken, missing or loose hardware? Y☒ N☐ U☐ N/A☐
3. Is the anchorage free of corrosion that is more than mild surface oxidation? Y☒ N☐ U☐ N/A☐
4. Is the anchorage free of visible cracks in the concrete near the anchors? Y☒ N☐ U☐ N/A☐
5. Is the anchorage configuration consistent with plant documentation? (Note: This question only applies if the item is one of the 50% for which an anchorage configuration verification is required.) Y☒ N☐ U☐ N/A☐

   Reference SEWS package dated 5/94.
6. Based on the above anchorage evaluations, is the anchorage free of potentially adverse seismic conditions? Y☒ N☐ U☐

[1] Enter the equipment class name from Appendix B: Classes of Equipment.

Y1-98

Sheet 2 of 16

Status: Y☐ N☒ U☐

Seismic Walkdown Checklist (SWC)

Equipment ID No. Q1R43E001A Equip. Class[1] 20

Equipment Description SEQUENCER B1F

Interaction Effects

7. Are soft targets free from impact by nearby equipment or structures? Y☐ N☒ U☐ N/A☐

UNE 8/26 ~~Refer to Area Walkdown~~ As documented in CR# 497075 Emergency Light #1115 (N5R45EL001) is within 3" and could bump DG Load Sequencer B1F (Q1R43E001A) during normal maintenance or a seismic event. This CR was written prior to the walkdown.

8. Are overhead equipment, distribution systems, ceiling tiles and lighting, and masonry block walls not likely to collapse onto the equipment? Y☒ N☐ U☐ N/A☐

9. Do attached lines have adequate flexibility to avoid damage? Y☒ N☐ U☐ N/A☐

10. Based on the above seismic interaction evaluations, is equipment free of potentially adverse seismic interaction effects? Y☒ N☐ U☐

Other Adverse Conditions

11. Have you looked for and found no other seismic conditions that could adversely affect the safety functions of the equipment? Y☒ N☐ U☐

Comments (Additional pages may be added as necessary)

Evaluated by: Laura MacLay Laura MacLay Date: 8/28/12

Terry A. Mullenix Terry A. MULLENIX 8/28/12


UNIT 1
FL-98
FL-98

F1-98



F198



5

FI-98


Deficiency Report
ORIGINATOR & SECTION
FI-98
Farley Nuclear Plant

F1-99

Sheet 1 of 4

Status: Y☒ N☐ U☐

Seismic Walkdown Checklist (SWC)

Equipment ID No. *Q1R43E002A, PKG F1-99* Equip. Class[1] *20*

Equipment Description *SEQUENCER B1F AUX RELAY PANEL*

Location: Bldg. *AUXILIARY* Floor El. *139* Room, Area *343*

Manufacturer, Model, Etc. (optional but recommended)

Instructions for Completing Checklist

This checklist may be used to document the results of the Seismic Walkdown of an item of equipment on the SWEL. The space below each of the following questions may be used to record the results of judgments and findings. Additional space is provided at the end of this checklist for documenting other comments.

Anchorage

1. Is the anchorage configuration verification required (i.e., is the item one of the 50% of SWEL items requiring such verification)? Y☒ N☐

2. Is the anchorage free of bent, broken, missing or loose hardware? Y☒ N☐ U☐ N/A☐

3. Is the anchorage free of corrosion that is more than mild surface oxidation? Y☒ N☐ U☐ N/A☐

4. Is the anchorage free of visible cracks in the concrete near the anchors? Y☒ N☐ U☐ N/A☐

5. Is the anchorage configuration consistent with plant documentation? (Note: This question only applies if the item is one of the 50% for which an anchorage configuration verification is required.) *Reference SEWS Package dated 5/24/94.* Y☒ N☐ U☐ N/A☐

6. Based on the above anchorage evaluations, is the anchorage free of potentially adverse seismic conditions? Y☒ N☐ U☐

[1] Enter the equipment class name from Appendix B: Classes of Equipment.

Sheet 2 of 4

F1-99

Status: Y☒ N☐ U☐

Seismic Walkdown Checklist (SWC)

Equipment ID No. *Q1R43E002A, PKG F1-99* Equip. Class[1] *20*

Equipment Description *SEQUENCER B1F AUX RELAY PANEL*

Interaction Effects

7. Are soft targets free from impact by nearby equipment or structures? Y☒ N☐ U☐ N/A☐
   Three two inch conduits are supported on the East side of the cabinet. The gap between the conduits and panel is about 1", but due to the rigid conduit support (welded to an embedded wall plate), the cabinet is judged to be free from impact during a seismic event.

8. Are overhead equipment, distribution systems, ceiling tiles and lighting, and masonry block walls not likely to collapse onto the equipment? Y☒ N☐ U☐ N/A☐

9. Do attached lines have adequate flexibility to avoid damage? Y☒ N☐ U☐ N/A☐

10. Based on the above seismic interaction evaluations, is equipment free of potentially adverse seismic interaction effects? Y☒ N☐ U☐

Other Adverse Conditions

11. Have you looked for and found no other seismic conditions that could adversely affect the safety functions of the equipment? Y☒ N☐ U☐

Comments (Additional pages may be added as necessary)

This package was originally signed on 8-28-12 but retyped for clarity on 10-15-12.

Evaluated by: Laura Maclay by Telecon 10/15/12 Date: *8/28/12*

Terry A. Mullenix 10/16/2012 *8/28/12*

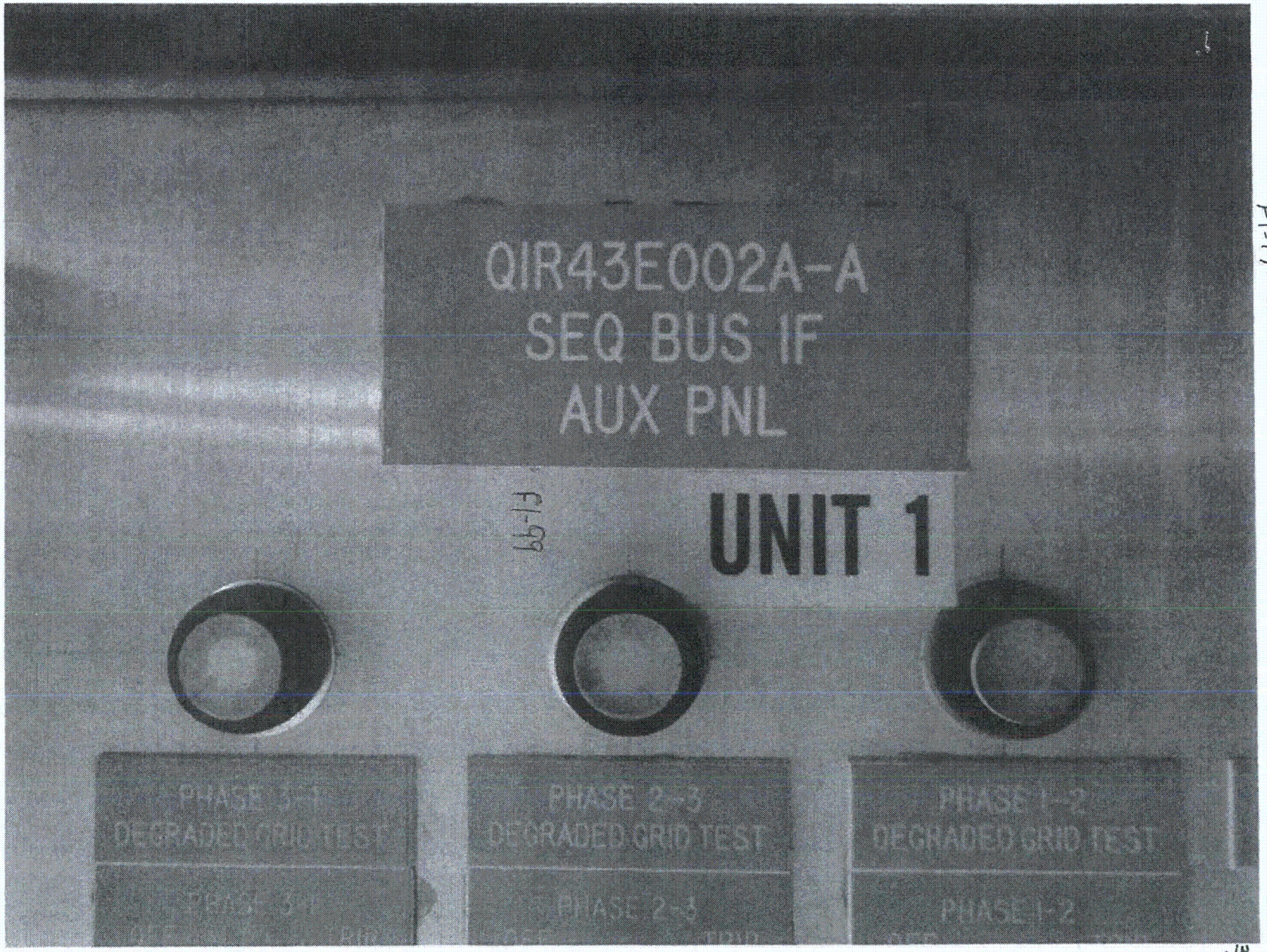
QIR43E002A-A
SEQ BUS IF
AUX PNL
UNIT 1
PHASE 3-1
DEGRADED GRID TEST
PHASE 2-3
DEGRADED GRID TEST
PHASE 1-2
DEGRADED GRID TEST
PHASE 2-3
PHASE 1-2



F149

4

F1-100

Sheet 1 of 34
Status: Y☑ N☐ U☐

Seismic Walkdown Checklist (SWC)

Equipment ID No. Q1R43T502 Equip. Class[1] 21

Equipment Description FUEL OIL DAY TANK

Location: Bldg. DIESEL Floor El. 155 Room, Area 0063

Manufacturer, Model, Etc. (optional but recommended)

Instructions for Completing Checklist

This checklist may be used to document the results of the Seismic Walkdown of an item of equipment on the SWEL. The space below each of the following questions may be used to record the results of judgments and findings. Additional space is provided at the end of this checklist for documenting other comments.

Anchorage

1. Is the anchorage configuration verification required (i.e., is the item one of the 50% of SWEL items requiring such verification)? Y☑ N☐
2. Is the anchorage free of bent, broken, missing or loose hardware? Y☑ N☐ U☐ N/A☐
3. Is the anchorage free of corrosion that is more than mild surface oxidation? Y☑ N☐ U☐ N/A☐
4. Is the anchorage free of visible cracks in the concrete near the anchors? Y☑ N☐ U☐ N/A☐
5. Is the anchorage configuration consistent with plant documentation? (Note: This question only applies if the item is one of the 50% for which an anchorage configuration verification is required.) Y☑ N☐ U☐ N/A☐
   Ref. SEWS package dated 6/29/93.
6. Based on the above anchorage evaluations, is the anchorage free of potentially adverse seismic conditions? Y☑ N☐ U☐

[1] Enter the equipment class name from Appendix B: Classes of Equipment.

F1-10D

Sheet 2 of 34

Status: Y☒ N☐ U☐

Seismic Walkdown Checklist (SWC)

Equipment ID No. Q1R43T502 Equip. Class[1] 21

Equipment Description FUEL OIL DAY TANK

Interaction Effects

7. Are soft targets free from impact by nearby equipment or structures? Y☒ N☐ U☐ N/A☐

8. Are overhead equipment, distribution systems, ceiling tiles and lighting, and masonry block walls not likely to collapse onto the equipment? Y☒ N☐ U☐ N/A☐

9. Do attached lines have adequate flexibility to avoid damage? Y☒ N☐ U☐ N/A☐

10. Based on the above seismic interaction evaluations, is equipment free of potentially adverse seismic interaction effects? Y☒ N☐ U☐

Other Adverse Conditions

11. Have you looked for and found no other seismic conditions that could adversely affect the safety functions of the equipment? Y☒ N☐ U☐

Comments (Additional pages may be added as necessary)

Evaluated by: Laura Maclay Laura Maclay Date: 9/11/12

Terry A. Mullenix TERRY A. MULLENIX 9/11/2012


FI-100
FI-100
3/6

F1-100



FI-101

Sheet 1 of ~~3~~ 4
Status: Y☒ N☐ U☐

Seismic Walkdown Checklist (SWC)

Equipment ID No. *Q1R43T503* Equip. Class[1] *21*

Equipment Description *DIESEL GENERATOR 1B STARTING AIR RECIEVER TANK*

Location: Bldg. *DIESEL* Floor El. *155* Room, Area *0058*

Manufacturer, Model, Etc. (optional but recommended)

Instructions for Completing Checklist

This checklist may be used to document the results of the Seismic Walkdown of an item of equipment on the SWEL. The space below each of the following questions may be used to record the results of judgments and findings. Additional space is provided at the end of this checklist for documenting other comments.

Anchorage

1. Is the anchorage configuration verification required (i.e., is the item one of the 50% of SWEL items requiring such verification)? *Reference SEWS package dated 4/12/94.* Y☒ N☐
2. Is the anchorage free of bent, broken, missing or loose hardware? Y☒ N☐ U☐ N/A☐
3. Is the anchorage free of corrosion that is more than mild surface oxidation? Y☒ N☐ U☐ N/A☐
4. Is the anchorage free of visible cracks in the concrete near the anchors? Y☒ N☐ U☐ N/A☐
5. Is the anchorage configuration consistent with plant documentation? (Note: This question only applies if the item is one of the 50% for which an anchorage configuration verification is required.) Y☒ N☐ U☐ N/A☐
6. Based on the above anchorage evaluations, is the anchorage free of potentially adverse seismic conditions? Y☒ N☐ U☐

[1] Enter the equipment class name from Appendix B: Classes of Equipment.

F1-101

Sheet 2 of 24
Status: Y☒ N☐ U☐

Seismic Walkdown Checklist (SWC)

Equipment ID No. *Q1R43T503* Equip. Class[1] *21*

Equipment Description *DIESEL GENERATOR 1B STARTING AIR RECIEVER TANK*

Interaction Effects

7. Are soft targets free from impact by nearby equipment or structures? Y☒ N☐ U☐ N/A☐
   Small gap was noted between tank and cantilevered unistrut. This was previously noted in A-46 walkdowns and determined to be acceptable.

8. Are overhead equipment, distribution systems, ceiling tiles and lighting, and masonry block walls not likely to collapse onto the equipment? Y☒ N☐ U☐ N/A☐

9. Do attached lines have adequate flexibility to avoid damage? Y☒ N☐ U☐ N/A☐

10. Based on the above seismic interaction evaluations, is equipment free of potentially adverse seismic interaction effects? Y☒ N☐ U☐

Other Adverse Conditions

11. Have you looked for and found no other seismic conditions that could adversely affect the safety functions of the equipment? Y☒ N☐ U☐

Comments (Additional pages may be added as necessary)

Area Walkby for room 58 is with equipment Q1H21E527.

F1-46

Evaluated by: *Laura Maclay* Laura Maclay Date: 8-24-12

Terry Alan Mullenix Terry Alan Mullenix 8-24-12

F1 -101



F1-101



F1-102

Sheet 1 of ~~8~~ 5

Status: Y☑ N☐ U☐

Seismic Walkdown Checklist (SWC)

Equipment ID No. *Q1V47C012B* Equip. Class[1] *9*

Equipment Description *AUXILIARY BLDG B TRAIN BATTERY ROOM EXHAUST FAN*

Location: Bldg. *AUXILIARY* Floor El. *175* Room, Area 0501

Manufacturer, Model, Etc. (optional but recommended)

Instructions for Completing Checklist

This checklist may be used to document the results of the Seismic Walkdown of an item of equipment on the SWEL. The space below each of the following questions may be used to record the results of judgments and findings. Additional space is provided at the end of this checklist for documenting other comments.

Anchorage

1. Is the anchorage configuration verification required (i.e., is the item one of the 50% of SWEL items requiring such verification)? Y☐ N☑
2. Is the anchorage free of bent, broken, missing or loose hardware? Y☑ N☐ U☐ N/A☐
3. Is the anchorage free of corrosion that is more than mild surface oxidation? Y☑ N☐ U☐ N/A☐
4. Is the anchorage free of visible cracks in the concrete near the anchors? Y☑ N☐ U☐ N/A☐
5. Is the anchorage configuration consistent with plant documentation? (Note: This question only applies if the item is one of the 50% for which an anchorage configuration verification is required.) Y☐ N☐ U☐ N/A☑
6. Based on the above anchorage evaluations, is the anchorage free of potentially adverse seismic conditions? Y☑ N☐ U☐

[1] Enter the equipment class name from Appendix B: Classes of Equipment.

F1-102

Sheet 2 of 25
Status: Y☑ N☐ U☐

Seismic Walkdown Checklist (SWC)

Equipment ID No. *Q1V47C012B* Equip. Class[1] *9*

Equipment Description *AUXILIARY BLDG B TRAIN BATTERY ROOM EXHAUST FAN*

Interaction Effects

7. Are soft targets free from impact by nearby equipment or structures? Y☑ N☐ U☐ N/A☐

8. Are overhead equipment, distribution systems, ceiling tiles and lighting, and masonry block walls not likely to collapse onto the equipment? Y☑ N☐ U☐ N/A☐

9. Do attached lines have adequate flexibility to avoid damage? Y☑ N☐ U☐ N/A☐

10. Based on the above seismic interaction evaluations, is equipment free of potentially adverse seismic interaction effects? Y☑ N☐ U☐

Other Adverse Conditions

11. Have you looked for and found no other seismic conditions that could adversely affect the safety functions of the equipment? Y☑ N☐ U☐

Comments (Additional pages may be added as necessary) None.

Evaluated by: Maggie Farah Date: 8/22/12

Ron Miranda 8/22/12

Sheet 3 of 5

F1-102



FI-102 Sheet 4 of 5



F1-102 Sheet 5 of 5



FI-103

Sheet 1 of 36
Status: Y☒ N☐ U☐

Seismic Walkdown Checklist (SWC)

Equipment ID No. Q1Y52P502B Equip. Class[1] 5

Equipment Description DIESEL GEN 1B FUEL OIL STORAGE TRANSFER PUMP

Location: Bldg. YARD Floor El. 155 Room, Area Dry Storage Area

Manufacturer, Model, Etc. (optional but recommended)

Instructions for Completing Checklist

This checklist may be used to document the results of the Seismic Walkdown of an item of equipment on the SWEL. The space below each of the following questions may be used to record the results of judgments and findings. Additional space is provided at the end of this checklist for documenting other comments.

Anchorage

1. Is the anchorage configuration verification required (i.e., is the item one of the 50% of SWEL items requiring such verification)? Y☒ N☐

2. Is the anchorage free of bent, broken, missing or loose hardware? Y☒ N☐ U☐ N/A☐

3. Is the anchorage free of corrosion that is more than mild surface oxidation? Y☒ N☐ U☐ N/A☐

4. Is the anchorage free of visible cracks in the concrete near the anchors? Y☒ N☐ U☐ N/A☐

5. Is the anchorage configuration consistent with plant documentation? (Note: This question only applies if the item is one of the 50% for which an anchorage configuration verification is required.) Y☒ N☐ U☐ N/A☐
   U-161436 Version 1.0

6. Based on the above anchorage evaluations, is the anchorage free of potentially adverse seismic conditions? Y☒ N☐ U☐

[1] Enter the equipment class name from Appendix B: Classes of Equipment.

F1-103

Sheet 2 of 36

Status: Y☒ N☐ U☐

Seismic Walkdown Checklist (SWC)

Equipment ID No. Q1Y52P502B Equip. Class[1] 5

Equipment Description DIESEL GEN 1B FUEL OIL STORAGE TRANSFER PUMP

Interaction Effects

7. Are soft targets free from impact by nearby equipment or structures? Y☒ N☐ U☐ N/A☐

8. Are overhead equipment, distribution systems, ceiling tiles and lighting, and masonry block walls not likely to collapse onto the equipment? Y☒ N☐ U☐ N/A☐

9. Do attached lines have adequate flexibility to avoid damage? Y☒ N☐ U☐ N/A☐

10. Based on the above seismic interaction evaluations, is equipment free of potentially adverse seismic interaction effects? Y☒ N☐ U☐

Other Adverse Conditions

11. Have you looked for and found no other seismic conditions that could adversely affect the safety functions of the equipment? Y☒ N☐ U☐

Comments (Additional pages may be added as necessary)

Mass added to pump to attenuate vibrations per MDC S98053790I and the effect on the pump/motor is evaluated ~~for~~ in S98053790IC005.

Evaluated by: Laura Maclay Laura Maclay Date: 9/11/12

Terry A. Millenix 9/11/2012



FI-103

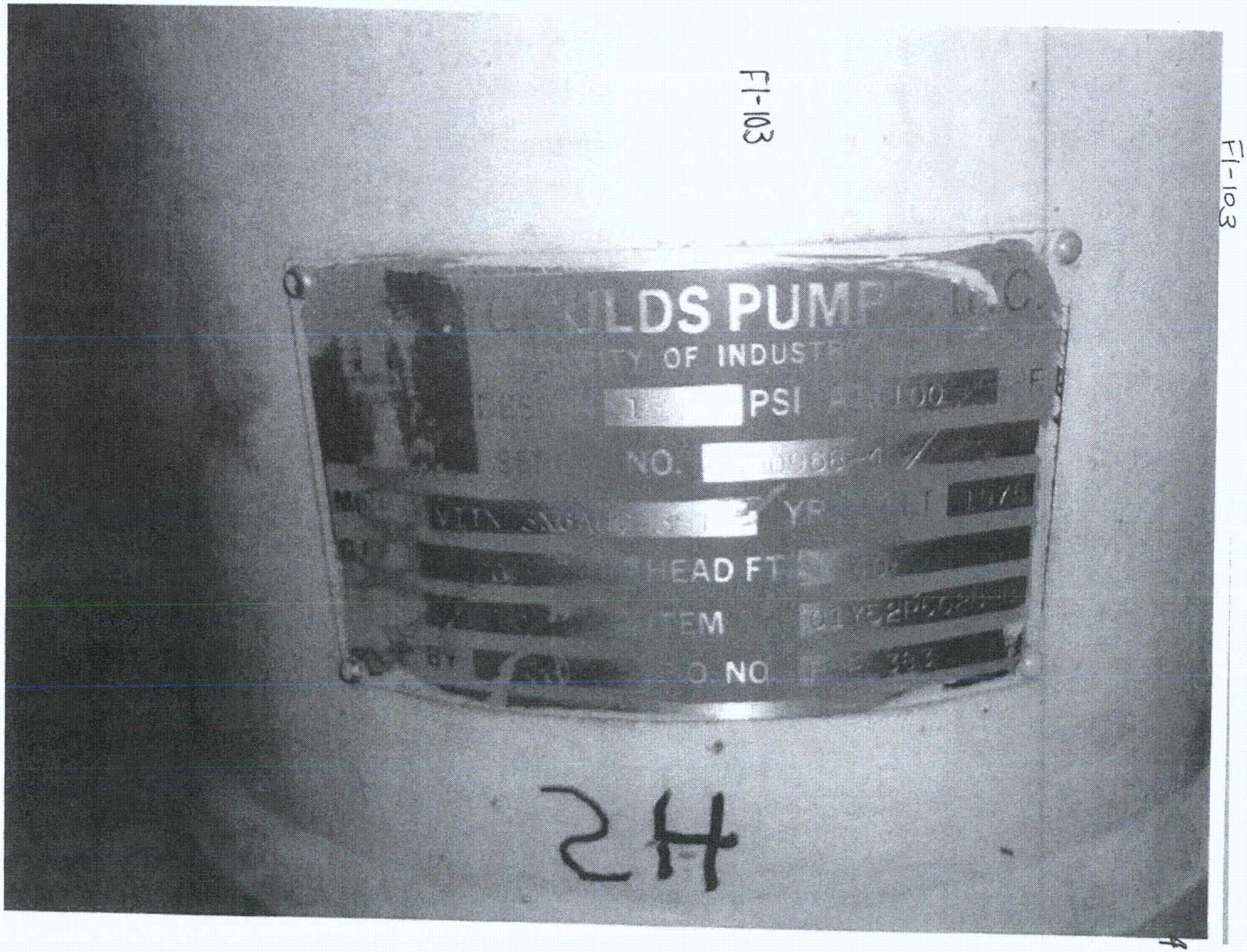
FI-103
FI-103
OF INDUS
PSI
NO.
YR
HEAD FT
TEM
NO
2H


FI-103
5/6
FI-103


FI-103
6/6
FI-103