Sheet 1 of 6

Status: Y☒ N☐ U☐

Seismic Walkdown Checklist (SWC)

Equipment ID No. *1R11-S004* Equip. Class[1] *4*

Equipment Description *575-120/208VAC XFMR 1D*

Location: Bldg. *DIESEL* Floor El. *130* Room, Area *Switchgear Room 1E*

Manufacturer, Model, Etc. (optional but recommended) _____

Instructions for Completing Checklist

This checklist may be used to document the results of the Seismic Walkdown of an item of equipment on the SWEL. The space below each of the following questions may be used to record the results of judgments and findings. Additional space is provided at the end of this checklist for documenting other comments.

Anchorage

1. Is the anchorage configuration verification required (i.e., is the item one of the 50% of SWEL items requiring such verification)? Y☒ N☐
2. Is the anchorage free of bent, broken, missing or loose hardware? Y☒ N☐ U☐ N/A☐
3. Is the anchorage free of corrosion that is more than mild surface oxidation? Y☒ N☐ U☐ N/A☐
   There is mild surface oxidation on the welds. Since oxidation is only on the surface, the welds are not degraded. Therefore, judged not to be a concern.
4. Is the anchorage free of visible cracks in the concrete near the anchors? Y☒ N☐ U☐ N/A☐
5. Is the anchorage configuration consistent with plant documentation? (Note: This question only applies if the item is one of the 50% for which an anchorage configuration verification is required.) Y☒ N☐ U☐ N/A☐
   SEWS Package 1R11-S004 (dated 10/20/88) and Calculation SCNH-98-070 Rev. 0
6. Based on the above anchorage evaluations, is the anchorage free of potentially adverse seismic conditions? Y☒ N☐ U☐
   This component has been inspected to the extent practical. All visible anchors, hardware and surfaces were inspected. The anchorage for this item is visible without opening the component. To inspect the component further would require disassembly. Since the anchorage is visible, the inspection meets the requirements of the guidance document.

[1] Enter the equipment class name from Appendix B: Classes of Equipment.

Sheet 2 of 6

Status: Y☒ N☐ U☐

Seismic Walkdown Checklist (SWC)

Equipment ID No. *1R11-S004* Equip. Class[1] *4*

Equipment Description *575-120/208VAC XFMR 1D*

Interaction Effects

7. Are soft targets free from impact by nearby equipment or structures? Y☒ N☐ U☐ N/A☐

8. Are overhead equipment, distribution systems, ceiling tiles and lighting, and masonry block walls not likely to collapse onto the equipment? Y☒ N☐ U☐ N/A☐

9. Do attached lines have adequate flexibility to avoid damage? Y☒ N☐ U☐ N/A☐
   There is a 2" conduit approximately 1/16" from the transformer. The conduit is rigidly attached to the transformer and is supported from the wall above the transformer, so the conduit and the transformer will move together, so there will not be any differential movement. Therefore, there is no potentially adverse seismic condition.

10. Based on the above seismic interaction evaluations, is equipment free of potentially adverse seismic interaction effects? Y☒ N☐ U☐

Other Adverse Conditions

11. Have you looked for and found no other seismic conditions that could adversely affect the safety functions of the equipment? Y☒ N☐ U☐

Comments (Additional pages may be added as necessary)

See Component 1R24-S025 for Area Walk-by Checklist.

Evaluated by: *John McFarland* Date: *09/24/2012*

Jeff Horton *09/24/2012*

Sheet 3 of 6

Status: Y☒ N☐ U☐

Seismic Walkdown Checklist (SWC)

Equipment ID No. *1R11-S004* Equip. Class[1] *4*

Equipment Description *575-120/208VAC XFMR 1D*

Photographs



Figure 1 – Equipment ID No (1R11-S004)

Sheet 4 of 6



Figure 2 – Equipment Elevation (1R11-S004)

Sheet 5 of 6

Figure 3 – Surface Oxidation at Welds (1R11-S004)

Sheet 6 of 6



Figure 4 – Gap Between Transformer and Conduit (1R11-S004)

Sheet 1 of 5

Status: Y☒ N☐ U☐

Seismic Walkdown Checklist (SWC)

Equipment ID No. *1R11-S039* Equip. Class[1] *4*

Equipment Description *45KVA 600-120/208V XFMR*

Location: Bldg. *REACTOR* Floor El. *130* Room, Area *R109A*

Manufacturer, Model, Etc. (optional but recommended)

Instructions for Completing Checklist

This checklist may be used to document the results of the Seismic Walkdown of an item of equipment on the SWEL. The space below each of the following questions may be used to record the results of judgments and findings. Additional space is provided at the end of this checklist for documenting other comments.

Anchorage

1. Is the anchorage configuration verification required (i.e., is the item one of the 50% of SWEL items requiring such verification)? Y☒ N☐
2. Is the anchorage free of bent, broken, missing or loose hardware? Y☒ N☐ U☐ N/A☐
3. Is the anchorage free of corrosion that is more than mild surface oxidation? Y☒ N☐ U☐ N/A☐
4. Is the anchorage free of visible cracks in the concrete near the anchors? Y☒ N☐ U☐ N/A☐
5. Is the anchorage configuration consistent with plant documentation? (Note: This question only applies if the item is one of the 50% for which an anchorage configuration verification is required.) Y☒ N☐ U☐ N/A☐
   SEWS package (dated10/26/1988) supplied anchorage details
6. Based on the above anchorage evaluations, is the anchorage free of potentially adverse seismic conditions? Y☒ N☐ U☐
   This component has been inspected to the extent practical. All visible anchors, hardware and surfaces were inspected. The anchorage for this item is visible without opening the component. To inspect the component further would require disassembly. Since the anchorage is visible, the inspection meets the requirements of the guidance document.

[1] Enter the equipment class name from Appendix B: Classes of Equipment.

Sheet 2 of 5

Status: Y☒ N☐ U☐

Seismic Walkdown Checklist (SWC)

Equipment ID No. *1R11-S039* Equip. Class[1] *4*

Equipment Description *45KVA 600-120/208V XFMR*

Interaction Effects

7. Are soft targets free from impact by nearby equipment or structures? Y☒ N☐ U☐ N/A☐

8. Are overhead equipment, distribution systems, ceiling tiles and lighting, and masonry block walls not likely to collapse onto the equipment? Y☒ N☐ U☐ N/A☐

9. Do attached lines have adequate flexibility to avoid damage? Y☒ N☐ U☐ N/A☐
   There is a 2" dia. RGS conduit which spans vertically from transformer 1R11-S039, sweeps North and then descends to MCC 1R24-S011. It is supported with a "U" shaped connector to the cable tray above. It is determined to have adequate flexibility in its length and available support. It is judged to be seimically adequate. See photograph 3.

10. Based on the above seismic interaction evaluations, is equipment free of potentially adverse seismic interaction effects? Y☒ N☐ U☐

Other Adverse Conditions

11. Have you looked for and found no other seismic conditions that could adversely affect the safety functions of the equipment? Y☒ N☐ U☐

Comments (Additional pages may be added as necessary)

See Area Walk-By Checklist (AWC) for 1R24-S011 for notes applicable to this component's AWC.

Evaluated by: *Juan Vizcaya* Date: *09/05/2012*

Patrick Kelly *09/05/2012*

Sheet 3 of 5

Status: Y☒ N☐ U☐

Seismic Walkdown Checklist (SWC)

Equipment ID No. *1R11-S039* Equip. Class[1] *4*

Equipment Description *45KVA 600-120/208V XFMR*

Photographs



1: Equipment MPL# (1R11-S039)



2: Equipment Elevation (1R11-S039)



3: Conduit Between 1R11-S039 and 1R24-S011 (1R11-S039)

Sheet 1 of 7

Status: Y☒ N☐ U☐

Seismic Walkdown Checklist (SWC)

Equipment ID No. *1R11-S041* Equip. Class[1] *4*

Equipment Description *600-120/208VAC XFMR 1B*

Location: Bldg. *CONTROL* Floor El. *130* Room, Area *Room C112*

Manufacturer, Model, Etc. (optional but recommended)

Instructions for Completing Checklist

This checklist may be used to document the results of the Seismic Walkdown of an item of equipment on the SWEL. The space below each of the following questions may be used to record the results of judgments and findings. Additional space is provided at the end of this checklist for documenting other comments.

Anchorage

1. Is the anchorage configuration verification required (i.e., is the item one of the 50% of SWEL items requiring such verification)? Y☒ N☐
   This component has been inspected to the extent practical. All visible anchors, hardware and surfaces were inspected. The anchorage for this item is visible without opening the component. To inspect the component further would require disassembly. Since the anchorage is visible, the inspection meets the requirements of the guidance document.

2. Is the anchorage free of bent, broken, missing or loose hardware? Y☒ N☐ U☐ N/A☐
   There is a loose nut on the back left anchor bolt for the transformer. This condition is addressed and found to be acceptable in the referenced SEWS package, so there is no potentially adverse seismic condition.

3. Is the anchorage free of corrosion that is more than mild surface oxidation? Y☒ N☐ U☐ N/A☐

4. Is the anchorage free of visible cracks in the concrete near the anchors? Y☒ N☐ U☐ N/A☐

5. Is the anchorage configuration consistent with plant documentation? (Note: This question only applies if the item is one of the 50% for which an anchorage configuration verification is required.) Y☒ N☐ U☐ N/A☐
   SEWS Package 1R11-S041 (dated 10/18/88)

6. Based on the above anchorage evaluations, is the anchorage free of potentially adverse seismic conditions? Y☒ N☐ U☐
   There are holes in the top of the front transformer case that do not have screws. The holes are drilled by the manufacturer to provide options for the front panel placement and are not used in the current configuration. There are no missing screws, so there is no potentially adverse seismic condition.

[1] Enter the equipment class name from Appendix B: Classes of Equipment.

Sheet 2 of 7

Status: Y☒ N☐ U☐

Seismic Walkdown Checklist (SWC)

Equipment ID No. *1R11-S041* Equip. Class[1] *4*

Equipment Description *600-120/208VAC XFMR 1B*

Interaction Effects

7. Are soft targets free from impact by nearby equipment or structures? Y☒ N☐ U☐ N/A☐

8. Are overhead equipment, distribution systems, ceiling tiles and lighting, and masonry block walls not likely to collapse onto the equipment? Y☒ N☐ U☐ N/A☐
   The seismic capacity of the Concrete Block Walls C130-9A and C130-11B, surrounding the Transformer were verified using Drawing H-40383 Rev. 2 and Hatch Unit 2 UFSAR Table 3.8-20.

9. Do attached lines have adequate flexibility to avoid damage? Y☒ N☐ U☐ N/A☐

10. Based on the above seismic interaction evaluations, is equipment free of potentially adverse seismic interaction effects? Y☒ N☐ U☐

Other Adverse Conditions

11. Have you looked for and found no other seismic conditions that could adversely affect the safety functions of the equipment? Y☒ N☐ U☐

Comments (Additional pages may be added as necessary)

There is a coil of rope left behind transformer 1R11-S041 (CR 524319). The rope is relatively light and is not close to anything except the angle supports for the transformer, but not the transformer itself, so there is no potentially adverse seismic condition. The rope should be moved to the equipment storage area set up on the other side of the room.

Evaluated by: *John McFarland* Date: *09/25/2012*

Jeff Horton *09/25/2012*

Sheet 3 of 7

Status: Y☒ N☐ U☐

Seismic Walkdown Checklist (SWC)

Equipment ID No. *1R11-S041* Equip. Class[1] *4*

Equipment Description *600-120/208VAC XFMR 1B*

Photographs



Figure 1 – Equipment ID No (1R11-S041)

Sheet 4 of 7



Figure 2 – Equipment Elevation (1R11-S041)

Sheet 5 of 7

Figure 3 – Loose Anchor Bolt Nut (1R11-S041)

Sheet 6 of 7



Figure 4 – Holes in Transformer Cover Panel (1R11-S041)

Figure 5 – Abandoned Rope Coil (1R11-S041)

Sheet 1 of 3

Status: Y☒ N☐ U☐

Seismic Walkdown Checklist (SWC)

Equipment ID No. *1S11-S009* Equip. Class[1] *4*

Equipment Description *4160/600V STA SERV XFMR 1F1*

Location: Bldg. *DIESEL* Floor El. *130* Room, Area *Switchgear Room 1F*

Manufacturer, Model, Etc. (optional but recommended) _____

Instructions for Completing Checklist

This checklist may be used to document the results of the Seismic Walkdown of an item of equipment on the SWEL. The space below each of the following questions may be used to record the results of judgments and findings. Additional space is provided at the end of this checklist for documenting other comments.

Anchorage

1. Is the anchorage configuration verification required (i.e., is the item one of the 50% of SWEL items requiring such verification)? Y☒ N☐

2. Is the anchorage free of bent, broken, missing or loose hardware? Y☒ N☐ U☐ N/A☐

3. Is the anchorage free of corrosion that is more than mild surface oxidation? Y☒ N☐ U☐ N/A☐

4. Is the anchorage free of visible cracks in the concrete near the anchors? Y☒ N☐ U☐ N/A☐

5. Is the anchorage configuration consistent with plant documentation? (Note: This question only applies if the item is one of the 50% for which an anchorage configuration verification is required.) Y☒ N☐ U☐ N/A☐
   Anchorage was compared against SQUG package dated 10/22/88.

6. Based on the above anchorage evaluations, is the anchorage free of potentially adverse seismic conditions? Y☒ N☐ U☐

[1] Enter the equipment class name from Appendix B: Classes of Equipment.

Sheet 2 of 3

Status: Y☒ N☐ U☐

Seismic Walkdown Checklist (SWC)

Equipment ID No. *1S11-S009* Equip. Class[1] *4*

Equipment Description *4160/600V STA SERV XFMR 1F1*

Interaction Effects

7. Are soft targets free from impact by nearby equipment or structures? Y☒ N☐ U☐ N/A☐

8. Are overhead equipment, distribution systems, ceiling tiles and lighting, and masonry block walls not likely to collapse onto the equipment? Y☒ N☐ U☐ N/A☐

9. Do attached lines have adequate flexibility to avoid damage? Y☒ N☐ U☐ N/A☐

10. Based on the above seismic interaction evaluations, is equipment free of potentially adverse seismic interaction effects? Y☒ N☐ U☐

Other Adverse Conditions

11. Have you looked for and found no other seismic conditions that could adversely affect the safety functions of the equipment? Y☒ N☐ U☐

Comments (Additional pages may be added as necessary)

This component has been inspected to the extent practical. All visible anchors, hardware and surfaces were inspected. The anchorage for this item is visible without opening the component. To inspect the component further would require disassembly. Since the anchorage is visible, the inspection meets the requirements of the guidance document.

Evaluated by: *WESLEY WILLIAMS* Wesley A. Williams Date: *9/12/2012*

KURSAT KINALI Kursat Kinali *9/12/2012*

Sheet 3 of 3

Status: Y☒ N☐ U☐

Seismic Walkdown Checklist (SWC)

Equipment ID No. *1S11-S009* Equip. Class[1] *4*

Equipment Description *4160/600V STA SERV XFMR 1F1*

Photographs



Sheet 1 of 5

Status: Y☒ N☐ U☐

Seismic Walkdown Checklist (SWC)

Equipment ID No. *1S11-S012* Equip. Class[1] *4*

Equipment Description *4160/600V STA SERV XFMR 1F2*

Location: Bldg. *DIESEL* Floor El. *130* Room, Area *Switchgear 1F*

Manufacturer, Model, Etc. (optional but recommended)

Instructions for Completing Checklist

This checklist may be used to document the results of the Seismic Walkdown of an item of equipment on the SWEL. The space below each of the following questions may be used to record the results of judgments and findings. Additional space is provided at the end of this checklist for documenting other comments.

Anchorage

1. Is the anchorage configuration verification required (i.e., is the item one of the 50% of SWEL items requiring such verification)? Y☒ N☐

2. Is the anchorage free of bent, broken, missing or loose hardware? Y☒ N☐ U☐ N/A☐
   The back cover of the equipment has a screw which is not fully engaged. SWEs judged this not to be a seismic concern due to the presence of multiple screws in the back.

3. Is the anchorage free of corrosion that is more than mild surface oxidation? Y☒ N☐ U☐ N/A☐

4. Is the anchorage free of visible cracks in the concrete near the anchors? Y☒ N☐ U☐ N/A☐

5. Is the anchorage configuration consistent with plant documentation? (Note: This question only applies if the item is one of the 50% for which an anchorage configuration verification is required.) Y☒ N☐ U☐ N/A☐
   The anchorage was checked against Dwg. B-43471 Sh.1, Rev. 0. The item was an IPEEE outlier. SWEs confirmed that the improvements shown in Dwg. B-43471 were made to the anchorage of this item per DCR 90-011 dated 12/31/91.

6. Based on the above anchorage evaluations, is the anchorage free of potentially adverse seismic conditions? Y☒ N☐ U☐

[1] Enter the equipment class name from Appendix B: Classes of Equipment.

Sheet 2 of 5

Status: Y☒ N☐ U☐

Seismic Walkdown Checklist (SWC)

Equipment ID No. *1S11-S012* Equip. Class[1] *4*

Equipment Description *4160/600V STA SERV XFMR 1F2*

Interaction Effects

7. Are soft targets free from impact by nearby equipment or structures? Y☒ N☐ U☐ N/A☐

8. Are overhead equipment, distribution systems, ceiling tiles and lighting, and masonry block walls not likely to collapse onto the equipment? Y☒ N☐ U☐ N/A☐

9. Do attached lines have adequate flexibility to avoid damage? Y☒ N☐ U☐ N/A☐

10. Based on the above seismic interaction evaluations, is equipment free of potentially adverse seismic interaction effects? Y☒ N☐ U☐

Other Adverse Conditions

11. Have you looked for and found no other seismic conditions that could adversely affect the safety functions of the equipment? Y☒ N☐ U☐

Comments (Additional pages may be added as necessary)

This component has been inspected to the extent practical. All visible anchors, hardware and surfaces were inspected. The anchorage for this item is visible without opening the component. To inspect the component further would require disassembly. Since the anchorage is visible, the inspection meets the requirements of the guidance document.

See Component 1S11-S009 for Area Walk-by Checklist.

Evaluated by: *KURSAT KINALI* Kursat Kinali Date: *9/26/2012*

WESLEY WILLIAMS Wesley A. Williams *9/26/2012*

Sheet 3 of 5

Status: Y☒ N☐ U☐

Seismic Walkdown Checklist (SWC)

Equipment ID No. *1S11-S012* Equip. Class[1] *4*

Equipment Description *4160/600V STA SERV XFMR 1F2*

Photographs



Sheet 4 of 5





Sheet 5 of 5





Sheet 1 of 3

Status: Y☒ N☐ U☐

Seismic Walkdown Checklist (SWC)

Equipment ID No. *1E41-C001* Equip. Class[1] *5*

Equipment Description *HPCI MAIN & BOOSTER PUMP*

Location: Bldg. *REACTOR* Floor El. *87* Room, Area *HPCI Room*

Manufacturer, Model, Etc. (optional but recommended) _____

Instructions for Completing Checklist

This checklist may be used to document the results of the Seismic Walkdown of an item of equipment on the SWEL. The space below each of the following questions may be used to record the results of judgments and findings. Additional space is provided at the end of this checklist for documenting other comments.

Anchorage

1. Is the anchorage configuration verification required (i.e., is the item one of the 50% of SWEL items requiring such verification)? Y☐ N☒

2. Is the anchorage free of bent, broken, missing or loose hardware? Y☒ N☐ U☐ N/A☐

3. Is the anchorage free of corrosion that is more than mild surface oxidation? Y☒ N☐ U☐ N/A☐

4. Is the anchorage free of visible cracks in the concrete near the anchors? Y☒ N☐ U☐ N/A☐

5. Is the anchorage configuration consistent with plant documentation? (Note: This question only applies if the item is one of the 50% for which an anchorage configuration verification is required.) Y☐ N☐ U☐ N/A☒

6. Based on the above anchorage evaluations, is the anchorage free of potentially adverse seismic conditions? Y☒ N☐ U☐

[1] Enter the equipment class name from Appendix B: Classes of Equipment.

Sheet 2 of 3

Status: Y☒ N☐ U☐

Seismic Walkdown Checklist (SWC)

Equipment ID No. *1E41-C001* Equip. Class[1] *5*

Equipment Description *HPCI MAIN & BOOSTER PUMP*

Interaction Effects

7. Are soft targets free from impact by nearby equipment or structures? Y☒ N☐ U☐ N/A☐

8. Are overhead equipment, distribution systems, ceiling tiles and lighting, and masonry block walls not likely to collapse onto the equipment? Y☒ N☐ U☐ N/A☐

9. Do attached lines have adequate flexibility to avoid damage? Y☒ N☐ U☐ N/A☐

10. Based on the above seismic interaction evaluations, is equipment free of potentially adverse seismic interaction effects? Y☒ N☐ U☐

Other Adverse Conditions

11. Have you looked for and found no other seismic conditions that could adversely affect the safety functions of the equipment? Y☒ N☐ U☐

Comments (Additional pages may be added as necessary)

None.

Evaluated by: *KURSAT KINALI* Kursat Kinali Date: *9/10/2012*

WESLEY WILLIAMS Wesley A. Williams *9/10/2012*

Sheet 3 of 3

Status: Y☒ N☐ U☐

Seismic Walkdown Checklist (SWC)

Equipment ID No. *1E41-C001* Equip. Class[1] *5*

Equipment Description *HPCI MAIN & BOOSTER PUMP*

Photographs





Sheet 1 of 6

Status: Y☒ N☐ U☐

Seismic Walkdown Checklist (SWC)

Equipment ID No. *1E51-C001* Equip. Class[1] *5*

Equipment Description *RCIC Pump*

Location: Bldg. *REACTOR* Floor El. *87* Room, Area *SW Diagonal*

Manufacturer, Model, Etc. (optional but recommended)

Instructions for Completing Checklist

This checklist may be used to document the results of the Seismic Walkdown of an item of equipment on the SWEL. The space below each of the following questions may be used to record the results of judgments and findings. Additional space is provided at the end of this checklist for documenting other comments.

Anchorage

1. Is the anchorage configuration verification required (i.e., is the item one of the 50% of SWEL items requiring such verification)? Y☒ N☐

2. Is the anchorage free of bent, broken, missing or loose hardware? Y☒ N☐ U☐ N/A☐
   The thread engagement on the southeast bolt of the pump support shows approximately one thread exposed above the nut rather than the minimum of two threads (see Figure 3). The SWE's have judged that there is sufficient thread engagement between the bolt and the nut for seismic restraint.

3. Is the anchorage free of corrosion that is more than mild surface oxidation? Y☒ N☐ U☐ N/A☐

4. Is the anchorage free of visible cracks in the concrete near the anchors? Y☒ N☐ U☐ N/A☐

5. Is the anchorage configuration consistent with plant documentation? (Note: This question only applies if the item is one of the 50% for which an anchorage configuration verification is required.) Y☒ N☐ U☐ N/A☐
   Drawing S15415A (Dated 08/25/70)

6. Based on the above anchorage evaluations, is the anchorage free of potentially adverse seismic conditions? Y☒ N☐ U☐

[1] Enter the equipment class name from Appendix B: Classes of Equipment.

Sheet 2 of 6

Status: Y☒ N☐ U☐

Seismic Walkdown Checklist (SWC)

Equipment ID No. *1E51-C001* Equip. Class[1] *5*

Equipment Description *RCIC Pump*

Interaction Effects

7. Are soft targets free from impact by nearby equipment or structures? Y☒ N☐ U☐ N/A☐

8. Are overhead equipment, distribution systems, ceiling tiles and lighting, and masonry block walls not likely to collapse onto the equipment? Y☒ N☐ U☐ N/A☐

9. Do attached lines have adequate flexibility to avoid damage? Y☒ N☐ U☐ N/A☐

10. Based on the above seismic interaction evaluations, is equipment free of potentially adverse seismic interaction effects? Y☒ N☐ U☐

Other Adverse Conditions

11. Have you looked for and found no other seismic conditions that could adversely affect the safety functions of the equipment? Y☒ N☐ U☐

Comments (Additional pages may be added as necessary)

There is a small accumulation of grayish-white powder on the northwest section of the concrete pad of the pump support (see Figure 4). The powder is most likely from the insulation of pipes above the pump pad and is judged to not be a concern.

Evaluated by: *John McFarland* Date: *09/06/2012*

Jeff Horton *09/06/2012*

Sheet 3 of 6

Status: Y☒ N☐ U☐

Seismic Walkdown Checklist (SWC)

Equipment ID No. *1E51-C001* Equip. Class[1] *5*

Equipment Description *RCIC Pump*

Photographs



Figure 1 – Equipment ID No (1E51-C001)

Sheet 4 of 6



Figure 2 – Equipment Elevation (1E51-C001)

Sheet 5 of 6

Figure 3 – Bolt Threads Above Nuts (1E51-C001)

Sheet 6 of 6



Figure 4 – Powder Residue on Concrete Pad (1E51-C001)

Sheet 1 of 4

Status: Y☒ N☐ U☐

Seismic Walkdown Checklist (SWC)

Equipment ID No. *1E21-C001B* Equip. Class[1] *5*

Equipment Description *Core Spray Pump B*

Location: Bldg. *REACTOR* Floor El. *87* Room, Area *NE Diagonal*

Manufacturer, Model, Etc. (optional but recommended) _____

Instructions for Completing Checklist

This checklist may be used to document the results of the Seismic Walkdown of an item of equipment on the SWEL. The space below each of the following questions may be used to record the results of judgments and findings. Additional space is provided at the end of this checklist for documenting other comments.

Anchorage

1. Is the anchorage configuration verification required (i.e., is the item one of the 50% of SWEL items requiring such verification)? Y☒ N☐
2. Is the anchorage free of bent, broken, missing or loose hardware? Y☒ N☐ U☐ N/A☐
3. Is the anchorage free of corrosion that is more than mild surface oxidation? Y☒ N☐ U☐ N/A☐
4. Is the anchorage free of visible cracks in the concrete near the anchors? Y☒ N☐ U☐ N/A☐
5. Is the anchorage configuration consistent with plant documentation? (Note: This question only applies if the item is one of the 50% for which an anchorage configuration verification is required.) Y☒ N☐ U☐ N/A☐
   Drawing H-15138 Rev. 6
6. Based on the above anchorage evaluations, is the anchorage free of potentially adverse seismic conditions? Y☒ N☐ U☐

[1] Enter the equipment class name from Appendix B: Classes of Equipment.

Sheet 2 of 4

Status: Y☒ N☐ U☐

Seismic Walkdown Checklist (SWC)

Equipment ID No. *1E21-C001B* Equip. Class[1] *5*

Equipment Description *Core Spray Pump B*

Interaction Effects

7. Are soft targets free from impact by nearby equipment or structures? Y☒ N☐ U☐ N/A☐

8. Are overhead equipment, distribution systems, ceiling tiles and lighting, and masonry block walls not likely to collapse onto the equipment? Y☒ N☐ U☐ N/A☐

9. Do attached lines have adequate flexibility to avoid damage? Y☒ N☐ U☐ N/A☐

10. Based on the above seismic interaction evaluations, is equipment free of potentially adverse seismic interaction effects? Y☒ N☐ U☐

Other Adverse Conditions

11. Have you looked for and found no other seismic conditions that could adversely affect the safety functions of the equipment? Y☒ N☐ U☐

Comments (Additional pages may be added as necessary)

None

Evaluated by: *John McFarland* Date: *09/12/2012*

Jeff Horton *09/12/2012*

Sheet 3 of 4

Status: Y☒ N☐ U☐

Seismic Walkdown Checklist (SWC)

Equipment ID No. *1E21-C001B* Equip. Class[1] *5*

Equipment Description *Core Spray Pump B*

Photographs



Figure 1 – Equipment ID No (1E21-C001B)

Sheet 4 of 4

Figure 2 – Equipment Elevation (1E21-C001B)

Sheet 1 of 4

Status: Y☒ N☐ U☐

Seismic Walkdown Checklist (SWC)

Equipment ID No. *1C41-C001A* Equip. Class[1] *5*

Equipment Description *SBLC INJECTION PUMP A*

Location: Bldg. *REACTOR* Floor El. *203* Room, Area *R413*

Manufacturer, Model, Etc. (optional but recommended)

Instructions for Completing Checklist

This checklist may be used to document the results of the Seismic Walkdown of an item of equipment on the SWEL. The space below each of the following questions may be used to record the results of judgments and findings. Additional space is provided at the end of this checklist for documenting other comments.

Anchorage

1. Is the anchorage configuration verification required (i.e., is the item one of the 50% of SWEL items requiring such verification)? Y☒ N☐
2. Is the anchorage free of bent, broken, missing or loose hardware? Y☒ N☐ U☐ N/A☐
3. Is the anchorage free of corrosion that is more than mild surface oxidation? Y☒ N☐ U☐ N/A☐
4. Is the anchorage free of visible cracks in the concrete near the anchors? Y☒ N☐ U☐ N/A☐
5. Is the anchorage configuration consistent with plant documentation? (Note: This question only applies if the item is one of the 50% for which an anchorage configuration verification is required.) Y☒ N☐ U☐ N/A☐
   Anchorage was compared against dwg H-15367 Rev. 11 dated 2/19/71.
6. Based on the above anchorage evaluations, is the anchorage free of potentially adverse seismic conditions? Y☒ N☐ U☐

[1] Enter the equipment class name from Appendix B: Classes of Equipment.

Sheet 2 of 4

Status: Y☒ N☐ U☐

Seismic Walkdown Checklist (SWC)

Equipment ID No. *1C41-C001A* Equip. Class[1] *5*

Equipment Description *SBLC INJECTION PUMP A*

Interaction Effects

7. Are soft targets free from impact by nearby equipment or structures? Y☒ N☐ U☐ N/A☐

8. Are overhead equipment, distribution systems, ceiling tiles and lighting, and masonry block walls not likely to collapse onto the equipment? Y☒ N☐ U☐ N/A☐

9. Do attached lines have adequate flexibility to avoid damage? Y☒ N☐ U☐ N/A☐

10. Based on the above seismic interaction evaluations, is equipment free of potentially adverse seismic interaction effects? Y☒ N☐ U☐

Other Adverse Conditions

11. Have you looked for and found no other seismic conditions that could adversely affect the safety functions of the equipment? Y☒ N☐ U☐

Comments (Additional pages may be added as necessary)

None.

Evaluated by: *Kursat Kinali* Kursat Kinali Date: *9/6/12*

Wesley Williams Wesley A. Williams *9/6/12*

Sheet 3 of 4

Status: Y☒ N☐ U☐

Seismic Walkdown Checklist (SWC)

Equipment ID No. *1C41-C001A* Equip. Class[1] *5*

Equipment Description *SBLC INJECTION PUMP A*

Photographs







Sheet 1 of 7

Status: Y☒ N☐ U☐

Seismic Walkdown Checklist (SWC)

Equipment ID No. *1C41-C001B* Equip. Class[1] *5*

Equipment Description *SBLC Injection Pump B*

Location: Bldg. *REACTOR* Floor El. *203* Room, Area *Stand By Liquid Control Area (RH-R3)*

Manufacturer, Model, Etc. (optional but recommended) _____

Instructions for Completing Checklist

This checklist may be used to document the results of the Seismic Walkdown of an item of equipment on the SWEL. The space below each of the following questions may be used to record the results of judgments and findings. Additional space is provided at the end of this checklist for documenting other comments.

Anchorage

1. Is the anchorage configuration verification required (i.e., is the item one of the 50% of SWEL items requiring such verification)? Y☒ N☐

2. Is the anchorage free of bent, broken, missing or loose hardware? Y☒ N☐ U☐ N/A☐
   The thread engagement on the southwest bolt of the pump support shows approximately one thread exposed above the nut rather than the minimum of two threads. The SWE's have judged that there is sufficient thread engagement between the bolt and the nut for seismic restraint, so there is no potentially adverse seismic condition.

3. Is the anchorage free of corrosion that is more than mild surface oxidation? Y☒ N☐ U☐ N/A☐

4. Is the anchorage free of visible cracks in the concrete near the anchors? Y☒ N☐ U☐ N/A☐

5. Is the anchorage configuration consistent with plant documentation? (Note: This question only applies if the item is one of the 50% for which an anchorage configuration verification is required.) Y☒ N☐ U☐ N/A☐
   Drawing H-15367 Rev. 11

6. Based on the above anchorage evaluations, is the anchorage free of potentially adverse seismic conditions? Y☒ N☐ U☐

[1] Enter the equipment class name from Appendix B: Classes of Equipment.

Sheet 2 of 7

Status: Y☒ N☐ U☐

Seismic Walkdown Checklist (SWC)

Equipment ID No. *1C41-C001B* Equip. Class[1] *5*

Equipment Description *SBLC Injection Pump B*

Interaction Effects

7. Are soft targets free from impact by nearby equipment or structures? Y☒ N☐ U☐ N/A☐

8. Are overhead equipment, distribution systems, ceiling tiles and lighting, and masonry block walls not likely to collapse onto the equipment? Y☒ N☐ U☐ N/A☐

9. Do attached lines have adequate flexibility to avoid damage? Y☒ N☐ U☐ N/A☐

10. Based on the above seismic interaction evaluations, is equipment free of potentially adverse seismic interaction effects? Y☒ N☐ U☐

Other Adverse Conditions

11. Have you looked for and found no other seismic conditions that could adversely affect the safety functions of the equipment? Y☒ N☐ U☐
There are several threaded holes in the pump frame that do not have anchor bolts. Based on a review of the frame and Drawing H-15367 Rev. 11, it is determined that the holes are for lifting lugs, and that no anchors are missing. Therefore, there is no potentially adverse seismic condition.

Comments (Additional pages may be added as necessary)

There is an oil absorbent towel left loose on the floor inside the knee wall near the ladder access to the pump. The towel is very small and light, and is located in the concrete trench around the pump area, so there is no potential for the towel to have any impact on nearby equipment. Therefore, the SWEs have judged that there is no potentially adverse seismic condition.

See Component 1C41-C001A for Area Walk-by Checklist.

Evaluated by: *John McFarland* Date: *09/12/2012*

Jeff Horton *09/12/2012*

Sheet 3 of 7

Status: Y☒ N☐ U☐

Seismic Walkdown Checklist (SWC)

Equipment ID No. *1C41-C001B* Equip. Class[1] *5*

Equipment Description *SBLC Injection Pump B*

Photographs

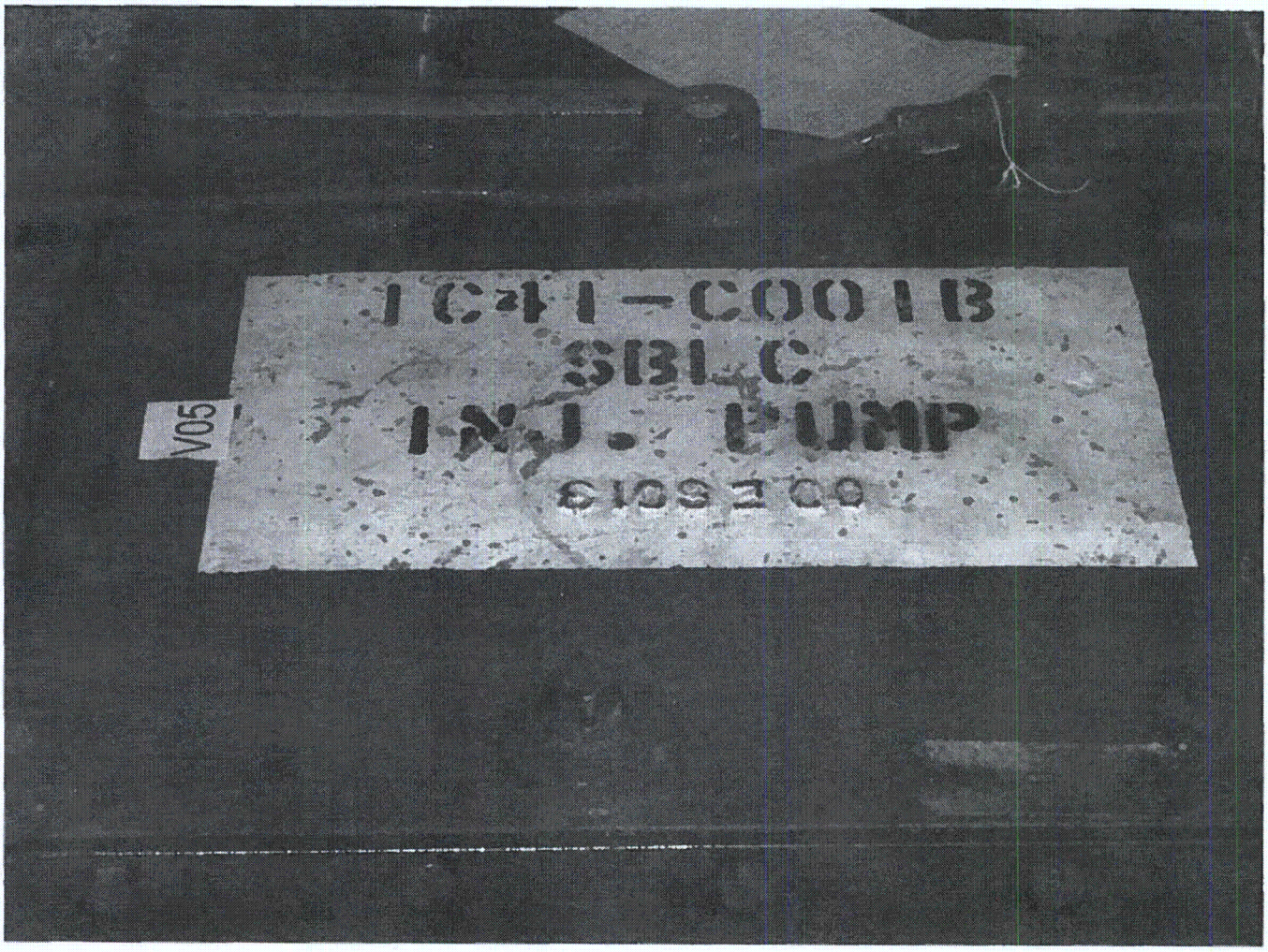

Figure 1 – Equipment ID No (1C41-C001B)



Figure 2 – Equipment Elevation (1C41-C001B)



Figure 3 – Bolt with One Exposed Thread (1C41-C001B)

Sheet 6 of 7

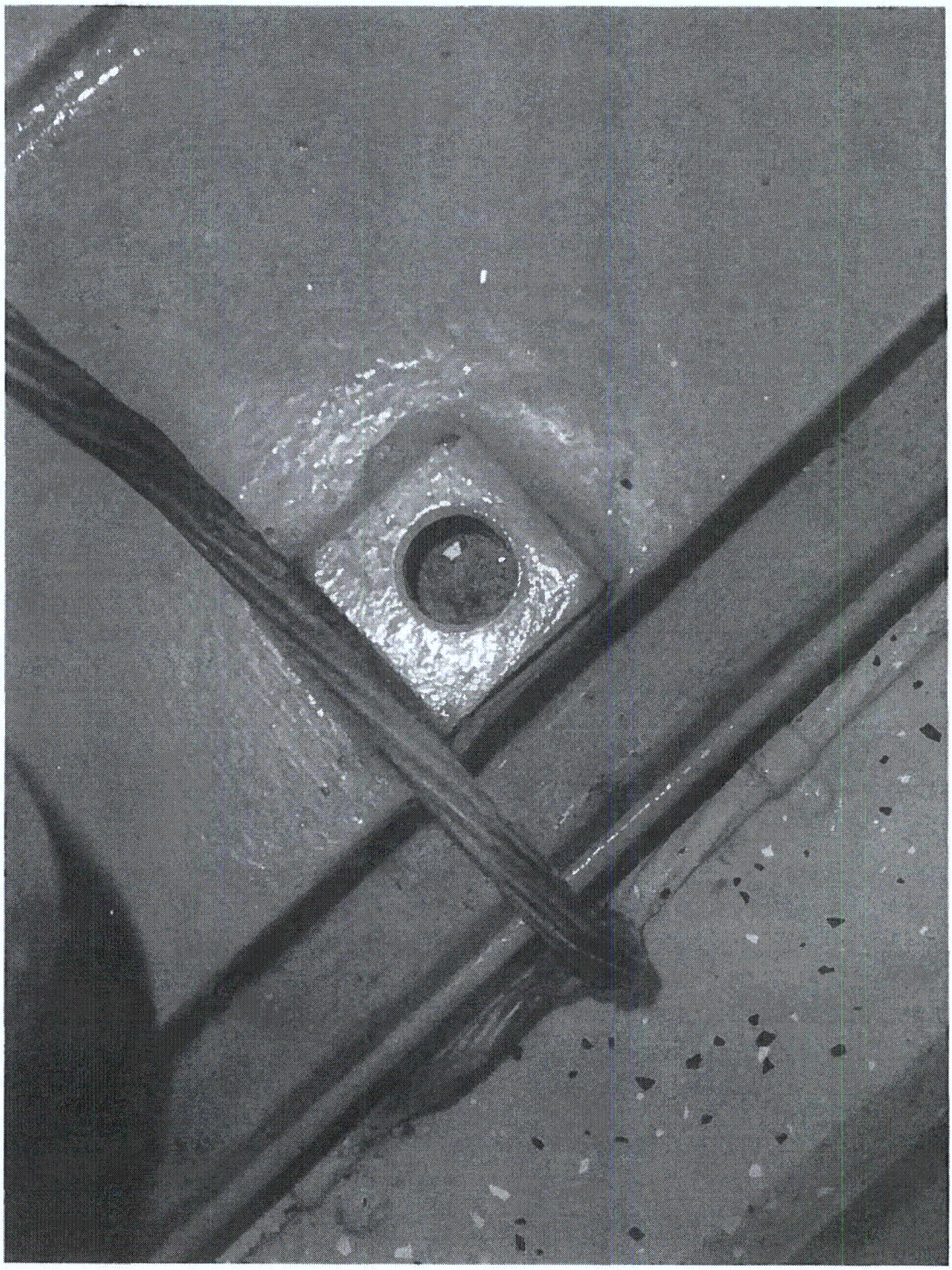

Figure 4 – Lifting Lug Location (1C41-C001B)



Figure 5 – Loose Absorbent Towel (1C41-C001B)

Sheet 1 of 3

Status: Y☒ N☐ U☐

Seismic Walkdown Checklist (SWC)

Equipment ID No. *1E41-C002-3* Equip. Class[1] *5*

Equipment Description *HPCI TURB AUX OIL PUMP*

Location: Bldg. *REACTOR* Floor El. *87* Room, Area *HPCI Room*

Manufacturer, Model, Etc. (optional but recommended) _____

Instructions for Completing Checklist

This checklist may be used to document the results of the Seismic Walkdown of an item of equipment on the SWEL. The space below each of the following questions may be used to record the results of judgments and findings. Additional space is provided at the end of this checklist for documenting other comments.

Anchorage

1. Is the anchorage configuration verification required (i.e., is the item one of the 50% of SWEL items requiring such verification)? Y☒ N☐
2. Is the anchorage free of bent, broken, missing or loose hardware? Y☒ N☐ U☐ N/A☐
3. Is the anchorage free of corrosion that is more than mild surface oxidation? Y☒ N☐ U☐ N/A☐
4. Is the anchorage free of visible cracks in the concrete near the anchors? Y☒ N☐ U☐ N/A☐
5. Is the anchorage configuration consistent with plant documentation? (Note: This question only applies if the item is one of the 50% for which an anchorage configuration verification is required.) Y☒ N☐ U☐ N/A☐
   Anchorage was compare against SQUG Package (it was not dated).
6. Based on the above anchorage evaluations, is the anchorage free of potentially adverse seismic conditions? Y☒ N☐ U☐

[1] Enter the equipment class name from Appendix B: Classes of Equipment.

Sheet 2 of 3

Status: Y☒ N☐ U☐

Seismic Walkdown Checklist (SWC)

Equipment ID No. *1E41-C002-3* Equip. Class[1] *5*

Equipment Description *HPCI TURB AUX OIL PUMP*

Interaction Effects

7. Are soft targets free from impact by nearby equipment or structures? Y☒ N☐ U☐ N/A☐

8. Are overhead equipment, distribution systems, ceiling tiles and lighting, and masonry block walls not likely to collapse onto the equipment? Y☒ N☐ U☐ N/A☐

9. Do attached lines have adequate flexibility to avoid damage? Y☒ N☐ U☐ N/A☐

10. Based on the above seismic interaction evaluations, is equipment free of potentially adverse seismic interaction effects? Y☒ N☐ U☐

Other Adverse Conditions

11. Have you looked for and found no other seismic conditions that could adversely affect the safety functions of the equipment? Y☒ N☐ U☐

Comments (Additional pages may be added as necessary)

Walk-by was completed with component package 1E41-C001.

Evaluated by: *Wesley Williams* Kursat Kinali Date: *9/10/12*

Kursat Kinali Wesley A Williams *9/10/12*

Sheet 3 of 3

Status: Y☒ N☐ U☐

Seismic Walkdown Checklist (SWC)

Equipment ID No. *1E41-C002-3* Equip. Class[1] *5*

Equipment Description *HPCI TURB AUX OIL PUMP*

Photographs