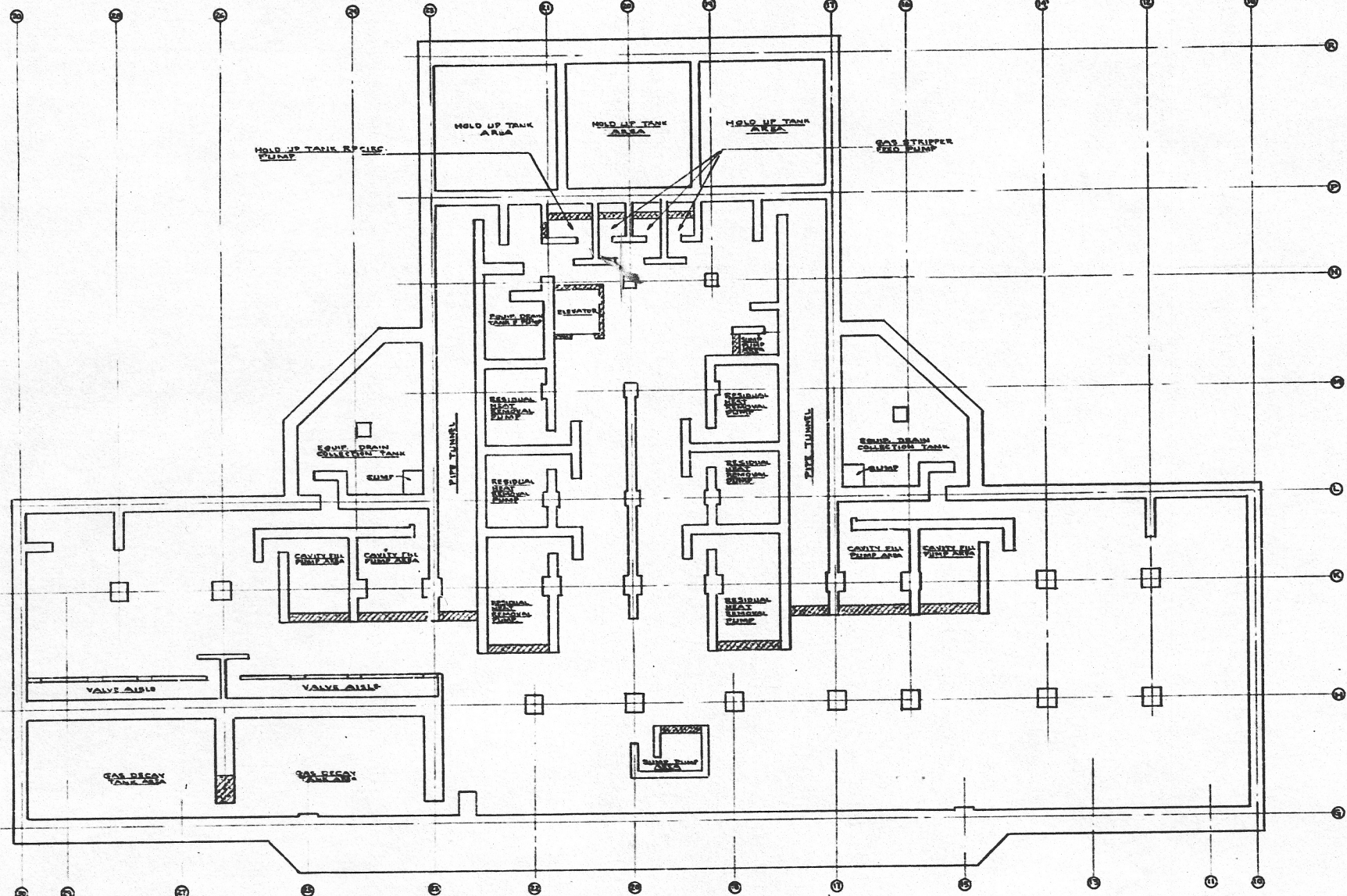
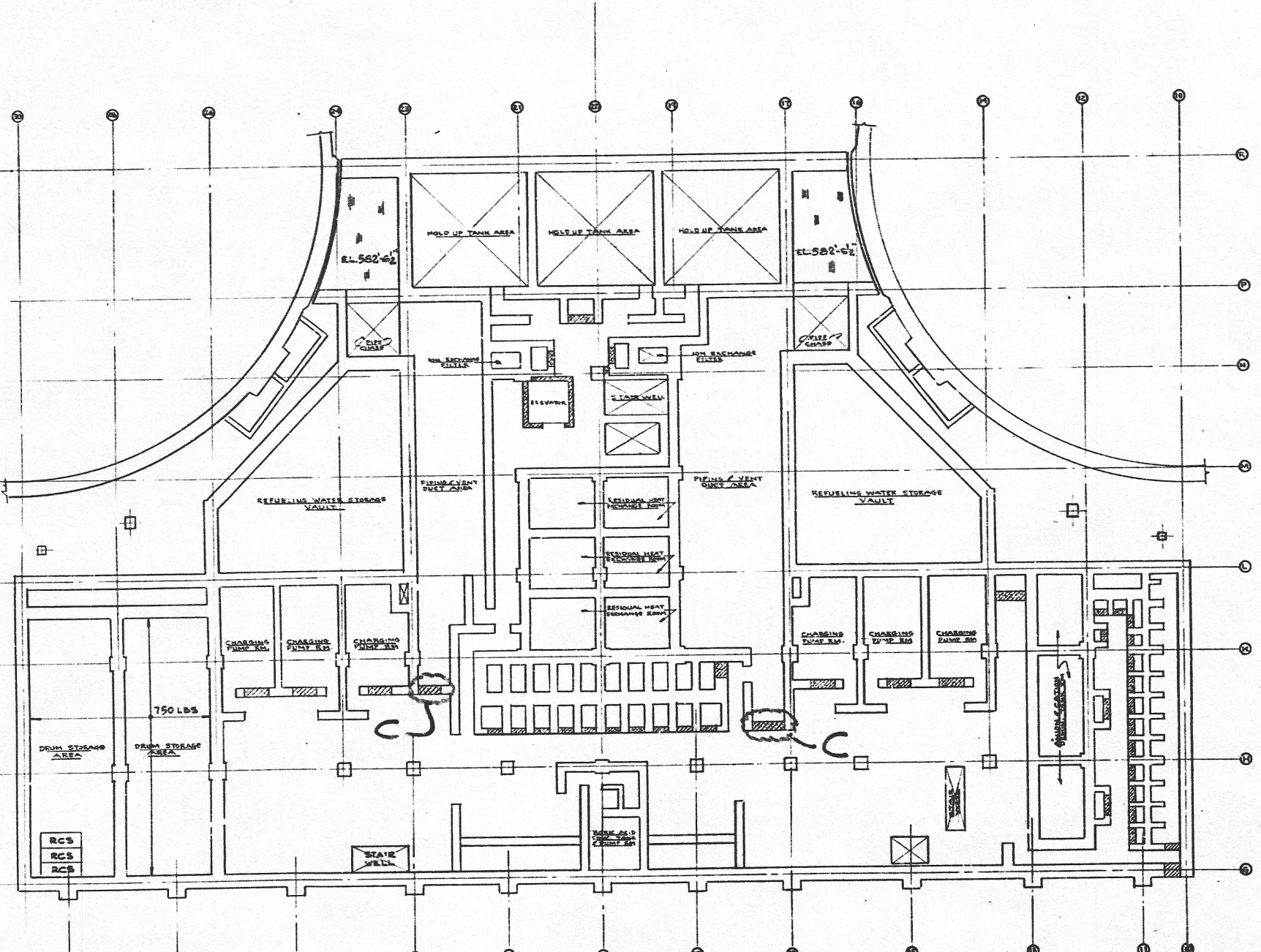


DESIGNED BY DRAFTER

118-B

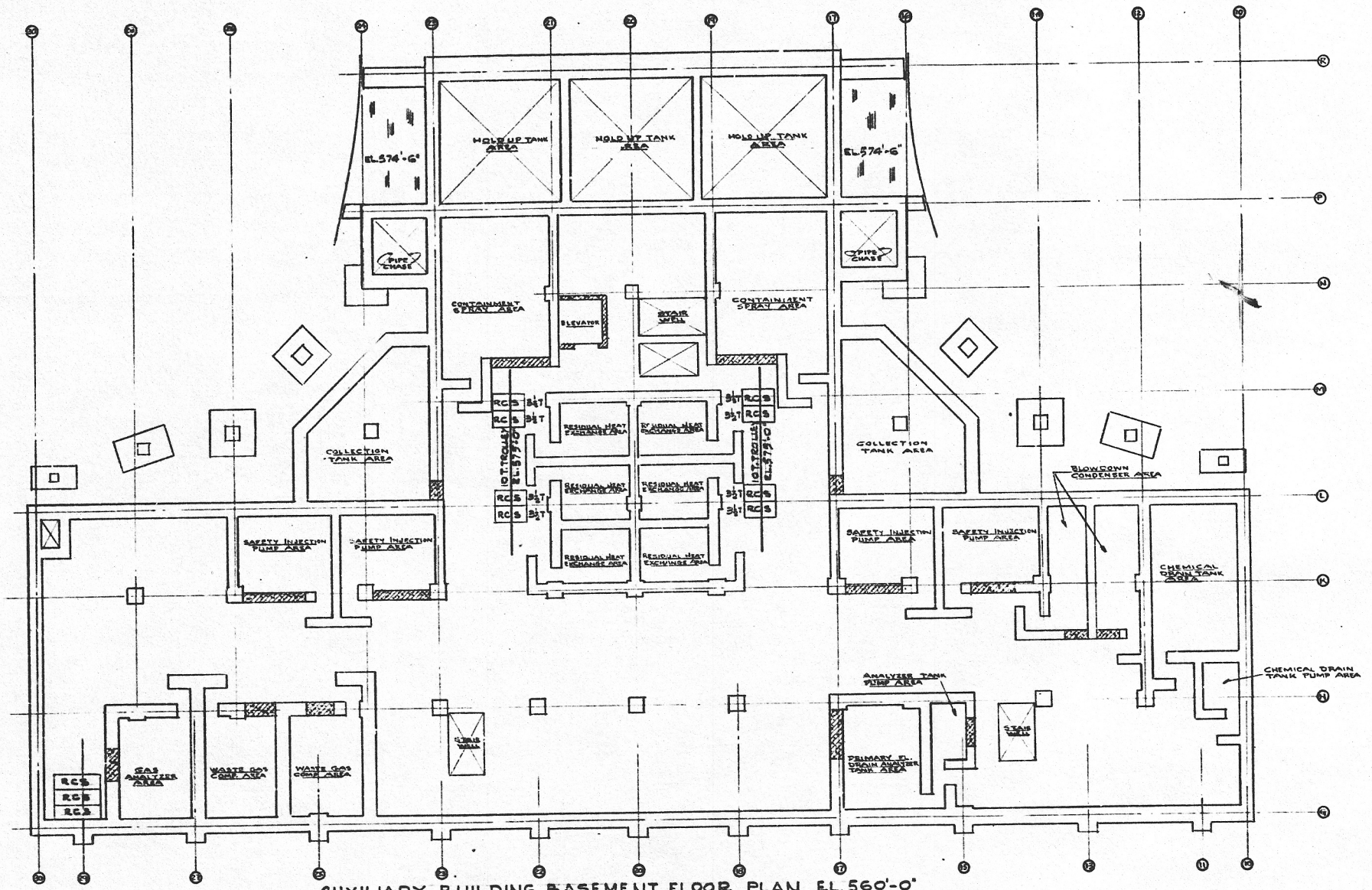


AUXILIARY BUILDING PUMP FLOOR PLAN EL. 542'-0"
800 LBS.

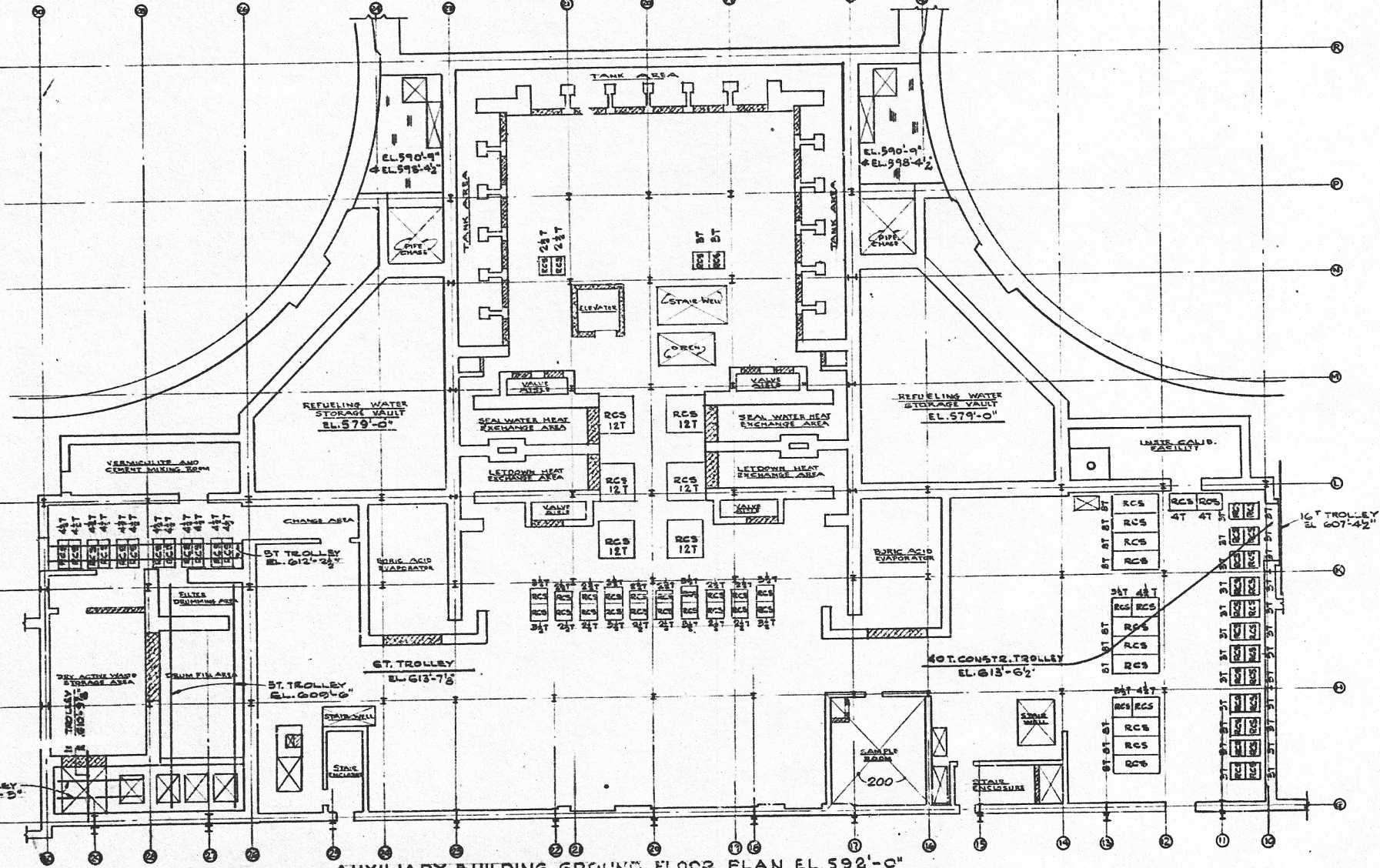


AUXILIARY BUILDING UPPER BASEMENT PLAN EL. 574'-0"
450 LBS. EXCEPT AS NOTED


FOR KEY PLAN LOCATION
SEE DIV. 5-216



AUXILIARY BUILDING BASEMENT FLOOR PLAN EL. 560'-0"
800 LBS.



AUXILIARY BUILDING GROUND FLOOR PLAN EL. 592'-0"
800 LBS. UNLESS OTHERWISE NOTED



- NOTES**
- FIGURES SUCH AS 350 OR 200 ETC. INDICATE THE SAFE UNIFORM LIVE LOADS IN LBS. PER SQUARE FOOT FOR ALL AREAS EXCEPT THOSE OCCUPIED BY PERMANENT EQUIPMENT.
 - LOADING FROM PERMANENT EQUIPMENT SUCH AS THE BOILER, TURBINE, PUMPS, TANKS, ELECTRICAL EQUIPMENT, ETC. NOT SHOWN.
 - THE SAFE UNIFORM LIVE LOAD FOR ALL GRATING IS 100 LBS. PER SQUARE FOOT UNLESS NOTED.
 - THE SAFE UNIFORM LIVE LOADS FOR ALL ROOFS IS 50 LBS. PER SQUARE FOOT UNLESS NOTED.
 - SYMBOLS:
 REMOVAL CONC. SLAB --- RCS
 CHECKED FLOOR PLATE --- [Symbol]
 GRATING --- [Symbol]

REFERENCE DRAWINGS

No.	Date	Description
1	11-11-41	FOR INFO.
2	11-30-41	REVISION
3	12-21-41	REV. 223
4	1-2-42	REV. 223

DRAWING RELEASE APPROVAL

REV. DATE RELEASED	PURPOSE: RECORD DNG. PER DCR 13-065, AS-BUILT
C 5-27-43	
PREPARED	REVIEWED
Mike W. Wood	D. A. Haysler
	APPROVED
	P. A. Haysler

Drawing Release Record

Date	Init.	Description
11-11-41	W	FOR INFO.
11-30-41	W	REVISION
12-21-41	W	REV. 223
1-2-42	W	REV. 223

FLOOR LOADING DIAGRAM
 AUX. BLDG. ELS. 542', 560', 574' & 592'
 ZION STATION UNITS 1-2
 COMMONWEALTH EDISON CO.
 CHICAGO, ILLINOIS

SCALE 1/8" = 1'-0"

DRAWN BY JANULEVICIUS 11-15-41
 CHECKED BY M. Kramer 12-1-41
 ENGINEERED BY J. L. Blakes 12-1-41
 APPROVED BY P. A. Haysler 12-1-41

SARGENT & LUNDY
 ENGINEERS
 CHICAGO

DRAWING NO. 5-811

MC

D73