B-117

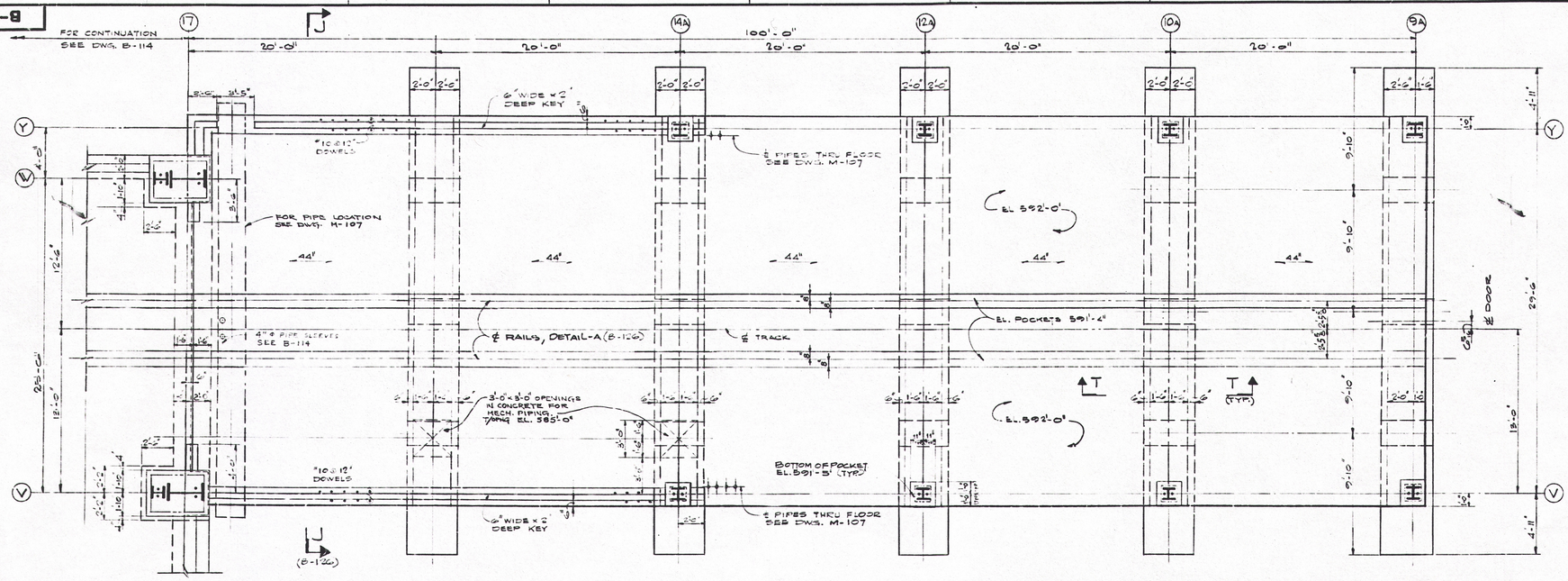

PLAN @ EL. 592'-0"

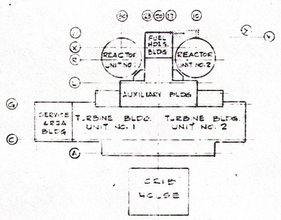

KEY PLAN

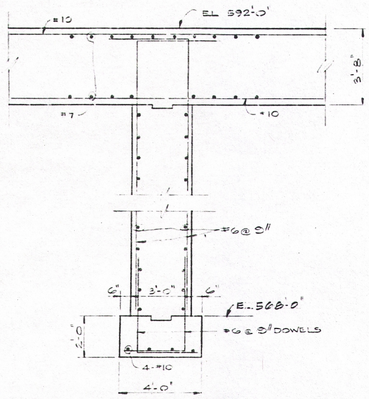

SECTION T-T

SCALE 3/8" = 1'-0"

NOTES

1. FOR GENERAL NOTES SEE DWG. B-151 & B-285
2. FOR REFERENCE DRAWINGS SEE B-108.
3. ALL WORK SHOWN ON THIS DRAWING SHALL BE IN ACCORDANCE WITH JCM SPEC. X-1028 UNLESS OTHERWISE NOTED.
4. FOR LOCATION OF PIPING SET IN CONCRETE SEE DWG. M-107

REFERENCE DRAWINGS

B-108	FUEL HANDLING BLDG. FOUNDATION-PLAN EL. 617'-0" EAST AREA
M-107	FUEL HANDLING BLDG. PIPING OUTDOOR & MISC. PIPING IN SUBSTR.

Drawing Release Record

Rev.	Date	Init	Description
	2-11-63		[illegible]
	3-1-69		[illegible]
	2-20-69		[illegible]
A	2-19-69		[illegible]
B	9-23-69		[illegible]
C	[illegible]		[illegible]
D	10-17-69		[illegible]
E	1-12-70		[illegible]
F	1-28-70		ADD [illegible]
G	3-25-70		REVISE

FUEL HANDLING BLDG. FOUNDATION
CAR SHED PLAN
ZION STATION UNITS 1 & 2
COMMONWEALTH EDISON CO.
CHICAGO, ILLINOIS

SCALE 1/16" = 1'-0"
DRAWN G. DACKELMAN 8-22-63
CHECKED [illegible] 11/1/68
ENGINEER [illegible] 4-12-69
APPROVED [illegible]
JOB NO. 3782 3838

SARGENT & LUNDY ENGINEERS CHICAGO

DRAWING NO. B-117

CONDITION OF ORIGINAL DRAWING - FAIR - REPRODUCTION CONSULTANTS LTD. . . 4-88 -30X

D08