UNITED STATES
NUCLEAR REGULATORY COMMISSION
REGION II
245 PEACHTREE CENTER AVENUE NE, SUITE 1200
ATLANTA, GEORGIA 30303-1257

August 20, 2012

Mr. Joseph Shea
Vice President, Nuclear Licensing
Tennessee Valley Authority
4B Lookout Place
1101 Market Street
Chattanooga, TN 37402-2801

SUBJECT: PUBLIC MEETING SUMMARY FOR BROWNS FERRY NUCLEAR PLANT, DOCKET NO. 50-259

Dear Mr. Shea:

This refers to the meeting conducted near the Browns Ferry Nuclear Plant on August 9, 2012. The purpose of this meeting was to discuss the status of the Tennessee Valley Authority's preparations for NRC supplemental inspection in accordance with Inspection Procedure 95003, "Supplemental Inspection for Repetitive Degraded Cornerstones, Multiple Degraded Cornerstones, Multiple Yellow Inputs, or One Red Input" at the Browns Ferry Nuclear Plant.

A list of attendees and a copy of the presentation handouts are enclosed.

In accordance with 10 CFR 2.390 of the NRC's "Rules of Practice," a copy of this letter will be made available electronically for public inspection in the NRC Public Document Room or from the Publicly Available Records (PARS) component of NRC's document system (ADAMS). ADAMS is accessible from the NRC Web site at http://www.nrc.gov/reading-rm/adams.html (the Public Electronic Reading Room).

Should you have any questions concerning this meeting, please contact me at (404) 997-4662.

Sincerely,

/RA/

Eugene F. Guthrie, Chief
Special Project, Browns Ferry
Division of Reactor Projects

Docket No.: 50-259
License No.: DRP-33

Enclosures:
1. List of Attendees
2. Licensee Handouts
3. NRC Handouts

cc w/encls: (See page 2)

August 20, 2012

Mr. Joseph Shea
Vice President, Nuclear Licensing
Tennessee Valley Authority
4B Lookout Place
1101 Market Street
Chattanooga, TN 37402-2801

SUBJECT: PUBLIC MEETING SUMMARY FOR BROWNS FERRY NUCLEAR PLANT, DOCKET NO. 50-259

Dear Mr. Shea:

This refers to the meeting conducted near the Browns Ferry Nuclear Plant on August 9, 2012. The purpose of this meeting was to discuss the status of the Tennessee Valley Authority's preparations for NRC supplemental inspection in accordance with Inspection Procedure 95003, "Supplemental Inspection for Repetitive Degraded Cornerstones, Multiple Degraded Cornerstones, Multiple Yellow Inputs, or One Red Input" at the Browns Ferry Nuclear Plant.

A list of attendees and a copy of the presentation handouts are enclosed.

In accordance with 10 CFR 2.390 of the NRC's "Rules of Practice," a copy of this letter will be made available electronically for public inspection in the NRC Public Document Room or from the Publicly Available Records (PARS) component of NRC's document system (ADAMS). ADAMS is accessible from the NRC Web site at http://www.nrc.gov/reading-rm/adams.html (the Public Electronic Reading Room).

Should you have any questions concerning this meeting, please contact me at (404) 997-4662.

Sincerely,
/RA/

Eugene F. Guthrie, Chief
Special Project, Browns Ferry
Division of Reactor Projects

Docket No.: 50-259
License No.: DRP-33

Enclosures:
1. List of Attendees
2. Licensee Handouts
3. NRC Handouts

cc w/encls: (See page 2)

X PUBLICLY AVAILABLE ☐ NON-PUBLICLY AVAILABLE ☐ SENSITIVE X NON-SENSITIVE
ADAMS: ☐ Yes ACCESSION NUMBER:_____ X SUNSI REVIEW COMPLETE

OFFICE	RII:DRP	RII:DRP					
SIGNATURE	EFG /RA for/	EFG /RA/					
NAME	CKontz	EGuthrie					
DATE	08/20/2012	08/20/2012					
E-MAIL COPY?	YES NO	YES NO	YES NO	YES NO	YES NO	YES NO	YES NO

OFFICIAL RECORD COPY DOCUMENT NAME: G:\DRPII\RPB6\BROWNS FERRY\MEETINGS\MEETING SUMMARY AUGUST 2012 95003 STATUS.DOCX

cc w/encls:
K. J. Polson
Site Vice President
Browns Ferry Nuclear Plant
Tennessee Valley Authority
Electronic Mail Distribution

C.J. Gannon
General Manager
Browns Ferry Nuclear Plant
Tennessee Valley Authority
Electronic Mail Distribution

James E. Emens
Manager, Licensing
Browns Ferry Nuclear Plant
Tennessee Valley Authority
Electronic Mail Distribution

Manager, Corporate Nuclear Licensing - BFN
Tennessee Valley Authority
Electronic Mail Distribution

Edward J. Vigluicci
Assistant General Counsel
Tennessee Valley Authority
Electronic Mail Distribution

T. A. Hess
Tennessee Valley Authority
Electronic Mail Distribution

Chairman
Limestone County Commission
310 West Washington Street
Athens, AL 35611

Donald E. Williamson
State Health Officer
Alabama Dept. of Public Health
RSA Tower - Administration
Suite 1552
P.O. Box 30317
Montgomery, AL 36130-3017

James L. McNees, CHP
Director
Office of Radiation Control
Alabama Dept. of Public Health
P. O. Box 303017
Montgomery, AL 36130-3017

Letter to J. Shea from Eugene F. Guthrie dated August 20, 2012

SUBJECT: PUBLIC MEETING SUMMARY FOR BROWNS FERRY NUCLEAR PLANT, DOCKET NO. 50-259

Distribution w/encls:
C. Evans, RII
L. Douglas, RII
OE Mail
RIDSNRRDIRS
PUBLIC
RidsNrrPMBrownsFerry Resource

NRC ATTENDEES

L. Wert, Deputy Regional Administrator, Region II
J. Yerokun, Deputy Director, Division of Construction Inspection, Region II
E. Guthrie, Chief, Special Project, Browns Ferry, DRP, RII
D. Dumbacher, Senior Resident Inspector, Browns Ferry, DRP, RII
L. Presley, Resident Inspector, Browns Ferry, RII
J. Ledford, Public Affairs Specialist, RII

UNITED STATES
NUCLEAR REGULATORY COMMISSION
REGION II
245 PEACHTREE CENTER AVENUE NE, SUITE 1200
ATLANTA, GEORGIA 30303-1257

Browns Ferry Public Meeting
Decatur, AL
August 9, 2012

Name (Print)	Title and Organization
Dave Desmbacher	NRC SRI
JOE SHEA	TVA VP NUCLEAR LICENSING
JIM NESBITT	TVA BROWNS FERRY - COMMS
RICHARD SPARKS	S&L SITE MANAGER - BFNP
Amy Reagan	TVA BFNP - Comms
JAMES EMENS	BFN SITE LICENSING MGR
Stewart Horn	Self BREDL & BEST
John R Colyer	Retired TVA
Jackie Posey	Shoals Env. Alliance ect.
CARY BOCHATT	BFN Qualty Assurance
Ray Collins	BFN QA
Robert Moxley	TVA - BFN PI
Michael Henderson	BFN - ENG
M. MORROW	PUBLIC
Tonya Appleyard	AL Rad Control
GERALD J Dayle	Director 95003 TEAM
Betty J WASCOM (BJ)	Public

UNITED STATES
NUCLEAR REGULATORY COMMISSION
REGION II
245 PEACHTREE CENTER AVENUE NE, SUITE 1200
ATLANTA, GEORGIA 30303-1257

Browns Ferry Public Meeting
Decatur, AL
August 9, 2012

Name (Print)	Title and Organization
GARRY MORGAN	BREDL/BEST/MATRR

Nuclear

Browns Ferry Nuclear Plant
NRC Public Meeting

August 9, 2012

TVA Nuclear

Opening Remarks

Keith Polson

Browns Ferry Site Vice President





TVA Nuclear

Integrated Improvement Plan

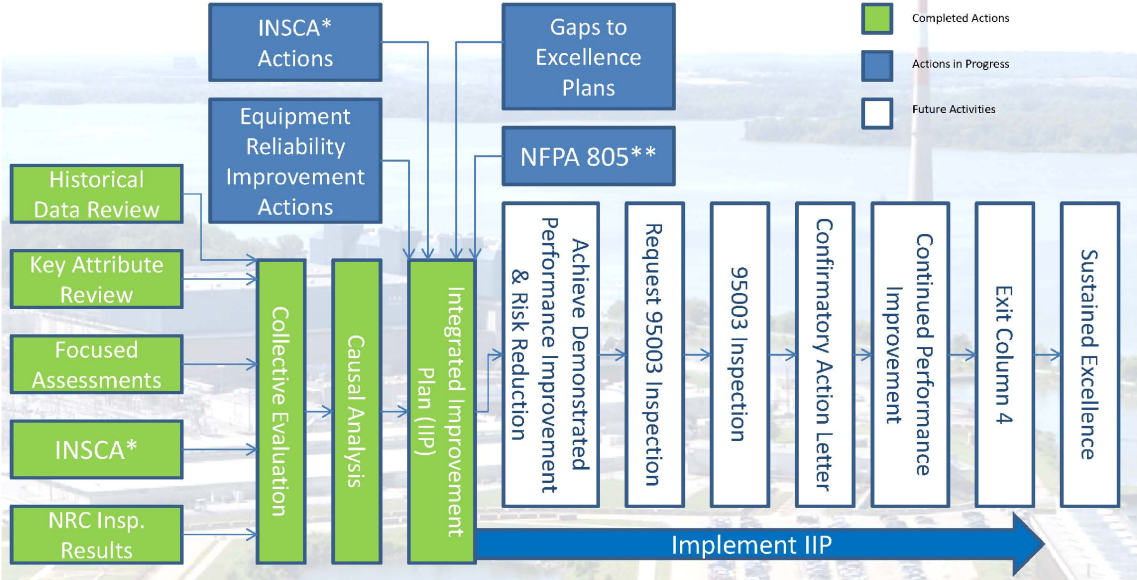

* Independent Nuclear Safety Culture Assessment
** National Fire Protection Association 805: Performance-Based Standard for Fire Protection for Light Water Reactor Electric Plants

TVA Nuclear

Integrated Improvement Plan

Corrective Action Program

- Find, Understand, and Fix Our Problems
- Personal Ownership of CAP
- Continuous Improvement Environment
- Employee Concerns Program

Operational Decision Making

- Operations Focus / Decision Making
- Resource Management
- Governance, Oversight, Alignment & Monitoring

Accountability

- Management and Leadership Standards
- Procedure Use and Adherence / Work Practices
- Procedure / Instruction Quality
- Inappropriate Reliance on Processes / Silo'd Performance
- Safety Conscious Work Environment

Fire Risk Reduction

- NFPA 805 Actions
- 95002 Action Closure

Equipment Reliability

- Work Management
- Engineering Programs and System Management
- Technical Rigor
- Strategic Equipment Management
- Equipment Performance Monitoring and Trending
- Design / Configuration Control

Sustained through Governance and Oversight
Improved through Training

TVA Nuclear

Integrated Improvement Plan

- Independent Nuclear Safety Culture Assessment (Synergy)
- Identified weaknesses mapped to the Fundamental Problems
- Two areas required additional analysis
  - Safety Conscious Work Environment
  - Employee Concerns Program

Sustained through Governance and Oversight
Improved through Training

Addressing the 5 focus areas and correcting the Fundamental Problems will result in the desired safety culture onsite.

TVA Nuclear

Integrated Improvement Plan

- Integrated Improvement Plan developed to:
  - Address the Red Finding, the Fundamental Problems, and the Independent Nuclear Safety Culture Assessment results;
  - Reduce risk;
  - Improve equipment reliability; and
  - Ensure sustained improved performance.

TVA Nuclear

Integrated Improvement Plan

- Integrated Improvement Plan (IIP) has been finalized
  - The IIP is a "Living Plan"
  - The IIP consists of approximately 1000 actions
  - Approximately 40% of the IIP actions are complete
  - Approximately 75% of the IIP actions will be complete by the end of the year



TVA Nuclear

Integrated Improvement Plan

- Ownership transitioned from Corporate led 95003 project team to line management
- Augmenting Browns Ferry site organization to support implementation
  - Adding resources to Standard Organization
  - Supplementing Maintenance, Operations, and Engineering departments
  - Additional resources for governance and oversight

TVA Nuclear

Results Achieved

Total Industrial Safety Accident Rate

Collective Radiation Exposure

Safety System Reliability Plan Work Off

Total Industrial Safety Accident Rate

Goal/Definition	Fundamental Problem Reference
Captures lost time and restricted duty injuries for total station personnel including contractors; rate is reported per 200,000 hours worked over the 24 month (BFN) operating cycle. Goal: Green < 0.13, Yellow < 0.13 and > 0.10 with a declining trend > 3 month, Red > 0.13.	• Management and Leadership Standards • Inappropriate Reliance on Process

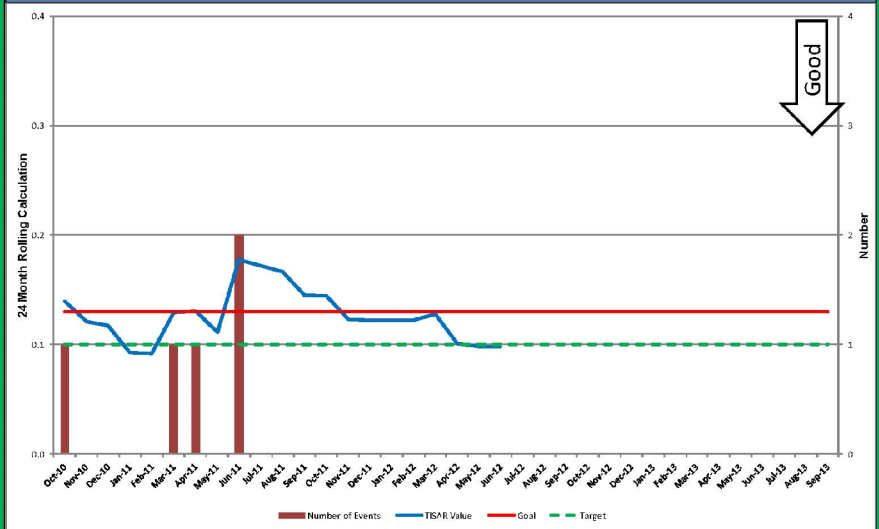

Indicator Owner	Performance Manager
A. Link	S. Bono

Jun-12

Collective Radiation Exposure

Goal/Definition	Fundamental Problem Reference
The total external and internal whole body exposure determined by primary dosimeter (thermoluminescent-dosimeter (TLD) or film badge), and internal exposure calculations. All measured exposure should be reported for station personnel, contractors, and those personnel visiting the site or station on official utility business. Goal: Green < 130 Rem, Yellow < 130 Rem and > 120 Rem with a declining trend > 3 month, Rec > 130 Rem.	• Management and Leadership Standards • Inappropriate Reliance on Process

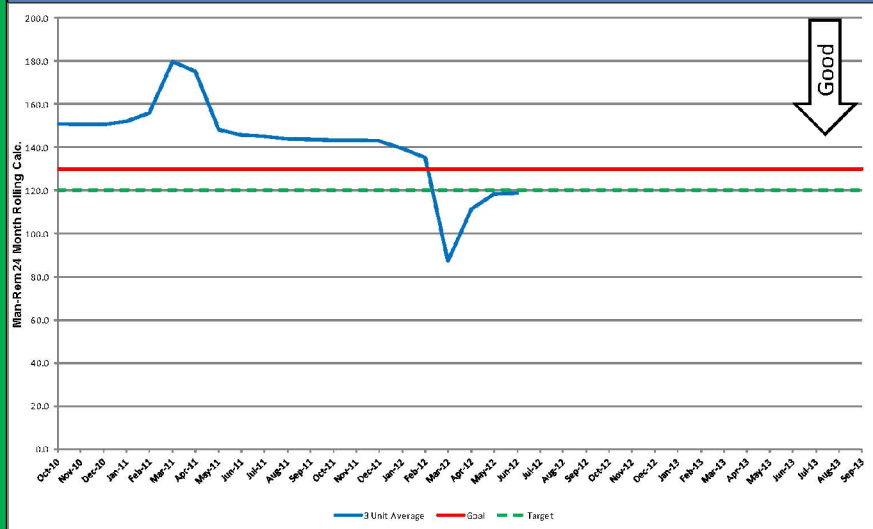

Indicator Owner	Performance Manager
J. Ferguson	S. Bono

Jun-12

Safety System Reliability Plan Work Off Curve

Goal/Definition	Fundamental Problem Reference
Safety System Reliability Work Off Curves compares an identified set of work orders for specific safety systems that will, when completed, improve the performance of key safety systems. These work orders have been scheduled and a work off curve established to monitor performance against the planned completion date. Goal: Green ≤ (work off curve + 5%), Yellow > 5% and ≤ 10% above the work off curve, Red > 10% above the work off curve	• Work Management • Strategic Equipment Management

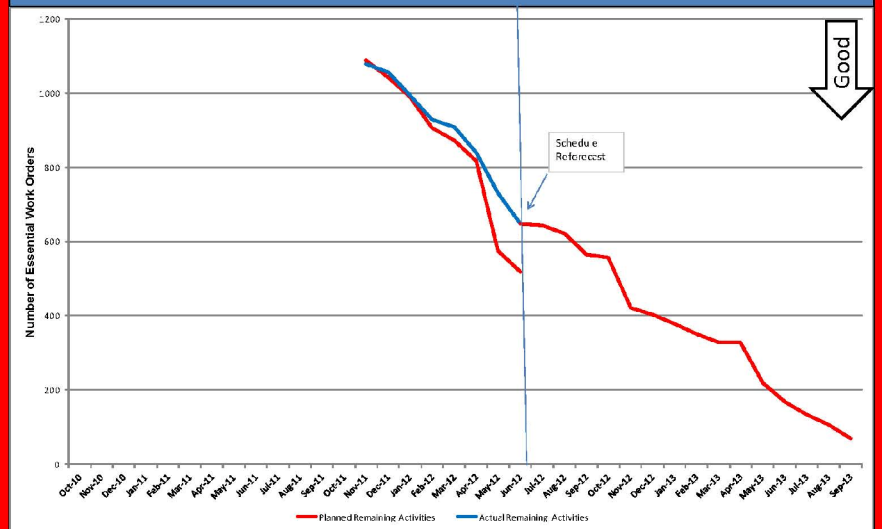

Indicator Owner	Performance Manager
B. Grant	S. Bono

Jun-12

TVA Nuclear

Criteria for NRC Inspection Readiness

- No risk significant event or condition
  - Resulting from a cause that would alter the basis of the IIP
  - Resulting from the IIP corrective actions being ineffective
- Designated corrective actions have been completed
- Longer-term corrective actions are on schedule
- Assessments by the governance and oversight organizations support readiness
- Performance criteria/metrics indicate adequate performance improvement and sustainability

TVA Nuclear

Performance Metric Overview

- The effectiveness of actions to address Browns Ferry's performance challenges is measured through a variety of methods including a robust suite of performance metrics.

- There are 45 metrics tied to the 18 performance areas.

TVA Nuclear

Performance Metric Overview

- Performance Metric Bases Document (PMBD)
  - Defines the metrics, bases, and thresholds that Browns Ferry is using to measure performance improvement in Fundamental Problem and Initiative Areas and to reduce Station Risk
- Each Area in the PMBD contains:
  - The Fundamental Problem or Initiative with attendant problem statement
  - The Area overview and objectives addressed by the metrics
  - A metric number, the metric name, definition, performance goal and basis for the performance goal
- For illustrative purposes, the following slides describe the construct for the Fundamental Problem of **Management and Leadership Standards**

TVA Nuclear

Performance Metrics Basis Document

Management and Leadership Standards: Page 1 of 3

Leaders at all levels are not effectively modeling or reinforcing high standards to drive sustained positive performance changes and are tolerating less than acceptable standards of performance.

Metric Overview and Objective:

Six measures (Total Industrial Safety Accident Rate (TISAR), Site Human Performance Error Rate, Collective Radiation Exposure, Operational Focus Aggregate Impact, Equipment Reliability Index (ERI), Corrective Action Program (CAP) Health Index) provides a broad view of performance by individuals, processes, and the collective organization. They reflect how well the site is meeting and aligned to the site standards and expectations. TISAR, Site Human Performance Error Rate, and Collective Radiation Exposure indicators show how individuals are aligned to standards with respect to personnel safety, radiological safety, and nuclear safety. The Operational Focus Aggregate Impact, Equipment Reliability Index, and CAP Health Index provide indication of the site organization alignment on standards to improve and sustain nuclear safety and plant performance.

Graph	Metric	Metric Definition	Performance Goal	Performance Goal Basis
1	Total Industrial Safety Accident Rate - (TISAR)	Captures lost time and restricted duty injuries for total station personnel including contractors; rate is reported per 200,000 hours worked over the 24 month (BFN) operating cycle.	Goal ≤ 0.13	The goal was chosen based on the site's historical performance since October 2010. This metric is based on performance measured over a 24 month period so the measured value lags site performance. Performance improvement will be demonstrated by a measured value of ≤ 0.13. Sustainability will be demonstrated by maintaining a stable or improving trend for ≥ 3 months. A target was established as ≤ 0.10.
2	Site Human Performance Error Rate	The number of site clock resets per 10,000 person-hours worked (including supplemental workers). Error rate is calculated as an 18-Month rolling calculation.	Goal ≤ 0.014	The goal was chosen based on the site's historical performance since October 2010. This metric is based on performance measured over an 18 month period so the measured value lags site performance. Performance improvement will be demonstrated by a measured value of ≤ 0.014. Sustainability will be demonstrated by maintaining a stable or improving trend for ≥ 3 months. A target was established as ≤ 0.012.

TVA Nuclear

Performance Metrics Basis Document

Management and Leadership Standards: Page 2 of 3				
Graph	Metric	Metric Definition	Performance Goal	Performance Goal Basis
3	Collective Radiation Exposure	The total external and internal whole body exposure determined by primary dosimeter (thermoluminescent-dosimeter (TLD) or film badge) and internal exposure calculations. All measured exposure should be reported for station personnel, contractors, and those personnel visiting the site or station on official utility business.	Goal ≤ 130 Rem (3 Unit Average)	This value reflects the current performance which has been on an improving trend, and encourages continued improvement. This value is impacted by both source term reduction, which is only influenced by plant or process changes, and behavior modification, which can be demonstrated with an observable trend. The metric is also subject to "spikes" due to outages and dose-intensive jobs. Performance improvement will be demonstrated by a measured value of ≤ 130 Rem. Sustainability will be demonstrated by maintaining the 3-unit average ≤ 130 Rem for ≥ 3 months. A target was established as ≤ 120 Rem.
4	Operational Focus Aggregate Impact	This index represents the overall impact to the Operating staff of key indicators such as Operator Workarounds, Operator Burdens, Control Room Deficiencies and others.	Goal ≥ 87	This indicator has mutiple elements which can be influenced within a 3 month period. The numerical value of 87 is challenging relative to current performance, yet represents a value consistent with modest improvement when averaged over 3 months. Performance improvement will be demonstrated by a measured value of ≥ 87. Sustainability will be demonstrated by maintaining a stable or improving trend for ≥ 3 months. A target was established as ≥ 90.

TVA Nuclear

Performance Metrics Basis Document

Management and Leadership Standards: Page 3 of 3				
Graph	Metric	Metric Definition	Performance Goal	Performance Goal Basis
5	Equipment Reliability Index	This index provides an overall picture of equipment performance by using a weighted performance index consisting of 12-leading and 7-lagging Key Performance Indicators (KPIs) in the areas of electrical generation, challenges to Operations, system health, Maintenance, Work Management, long term planning, monitoring and trending, and AP-913 process (industry standard) and program management.	Goal ≥ 75 (3-Unit Average)	This value was chosen to provide a level of challenge to the station to improve performance yet recognize the nature of the multiple factors that influence the indicator magnitude and rate of change. For ERI, there are elements that are slow moving such as Scrams, while others are within the sites "immediate" influence such as Planning Feedback and Backlogs. Performance improvement will be demonstrated by a measured value of ≥ 75 for a 3-Unit Average. Sustainability will be demonstrated by maintaining a stable or improving trend for ≥ 3 months. A target was established as ≥ 78.
6	Monthly CAP Health	The CAP Health performance indicator is based on weighted index of certain key indicators such as percent of new D-level self identified PERs, cycle time of A-level CAPs, number of open corrective actions greater than 180 days and others.	Goal ≥ 80.	This value was chosen based on the site's historical performance since March 2011 and represent average performance values which are challenging and representative of improvement in performance. Performance improvement will be demonstrated by a measured average value of ≥ 80. Sustainability will be demonstrated by maintaining a stable or improving trend for ≥ 3 months. A target was established as ≥ 90.

Total Industrial Safety Accident Rate

Goal/Definition	Fundamental Problem Reference
Captures lost time and restricted duty injuries for total station personnel including contractors; rate is reported per 200,000 hours worked over the 24 month (BFN) operating cycle. Goal: Green < 0.13, Yellow < 0.13 and > 0.10 with a declining trend > 3 month, Red > 0.13.	• Management and Leadership Standards • Inappropriate Reliance on Process

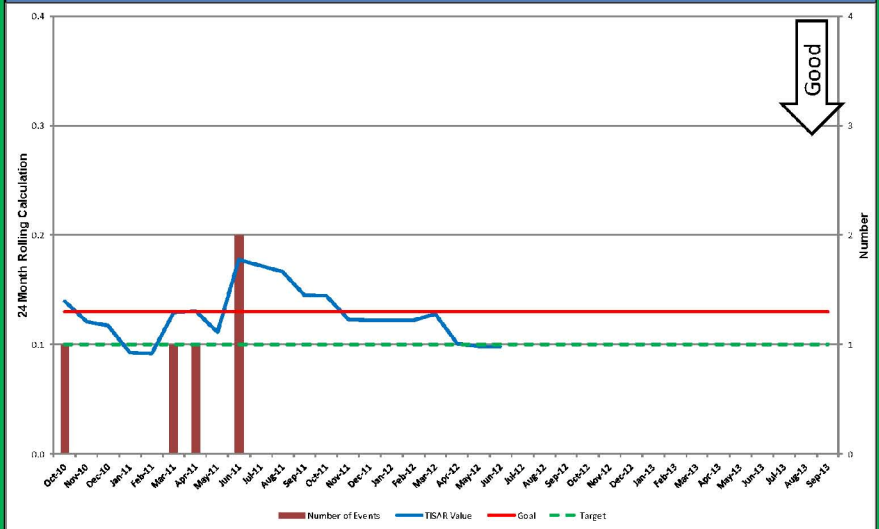

Indicator Owner	Performance Manager
A. Link	S. Bono

Jun-12

Site Human Performance Error Rate

Goal/Definition	Fundamental Problem Reference
The number of site clock resets per 10,000 person-hours worked (including supplemental workers). Error rate is calculated as an 13-Month rolling calculation. Goal: Green ≤ 0.014, Yellow ≤ 0.014 and > 0.012 with a declining trend ≥ 3 month, Red > 0.014.	• Management and Leadership Standards • Procedure Use and Adherence and Work Practices • Inappropriate Reliance on Process

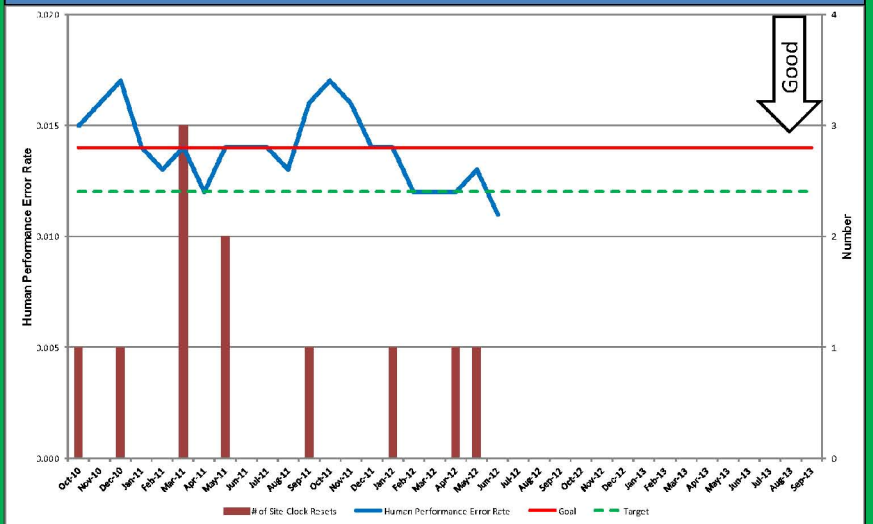

Indicator Owner	Performance Manager
T. Scott	P. Summers

Jun-12

Collective Radiation Exposure

Goal/Definition	Fundamental Problem Reference
The total external and internal whole body exposure determined by primary dosimeter (thermoluminescent-dosimeter (TLD) or film badge), and internal exposure calculations. All measured exposure should be reported for station personnel, contractors, and those personnel visiting the site or station on official utility business. Goal: Green < 130 Rem, Yellow < 130 Rem and > 120 Rem with a declining trend > 3 month, Rec > 130 Rem.	• Management and Leadership Standards • Inappropriate Reliance on Process

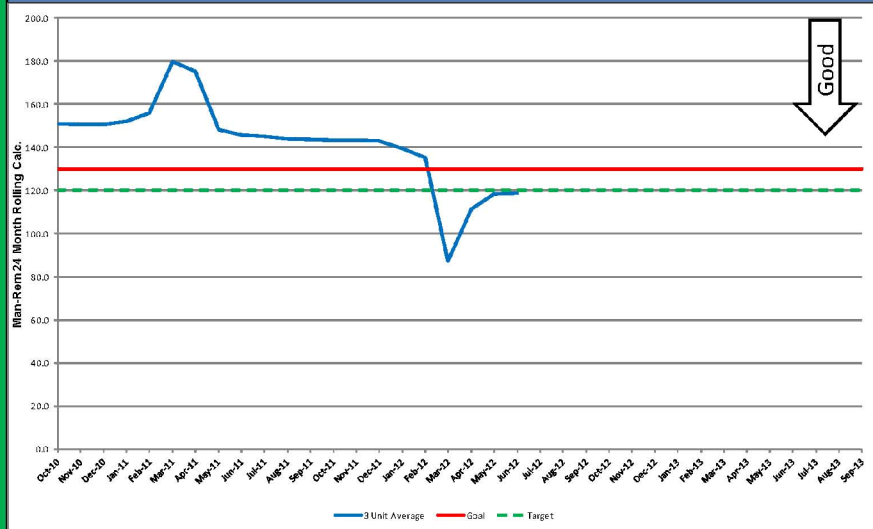

Indicator Owner	Performance Manager
J. Ferguson	S. Bono

Jun-12

Operational Focus Aggregate Impact

Goal/Definition	Fundamental Problem Reference
This index represents the overal impact to the Operating staff of key indicators such as Operator Workarounds, Operator Burdens, Control Room Deficiencies and others. Goal: Green > 87, Yellow > 87 and < 90 with a declining trend > 3 month, Rec < 87	• Management and Leadership Standards • Inappropriate Reliance on Processes • Operational Focus/Decision Making

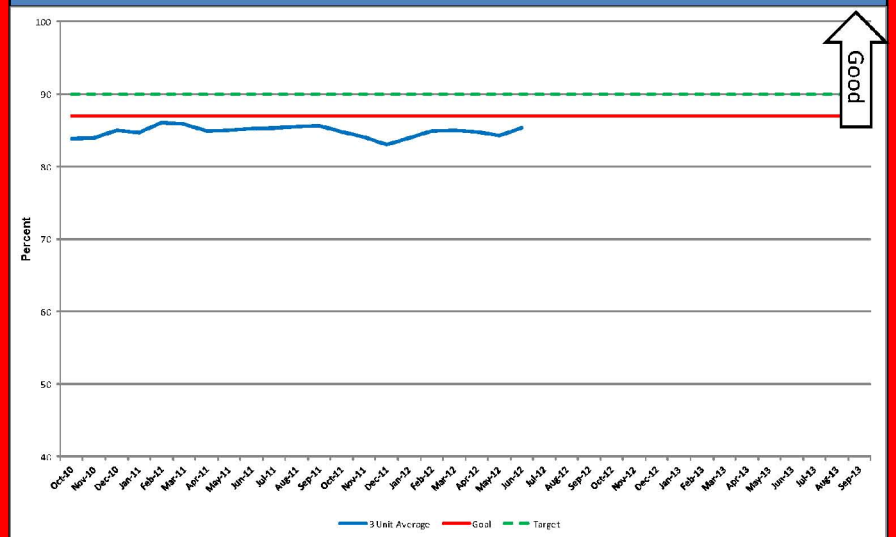

Indicator Owner	Performance Manager
D. Hughes	S. Bono

Jun-12

Equipment Reliability Index

Goal/Definition	Fundamental Problem Reference
This index provides an overall picture of equipment performance by using a weighted performance index consisting of 12-leading and 7-lagging Key Performance Indicators (KPIs) in the areas of electrical generation, challenges to Operations, system health, Maintenance, Work Management, long term planning, monitoring and trending, and AP-913 process (industry standard) and program management. Goal: Green ≥ 75, Yellow ≥ 75 and < 78 with a declining trend ≥ 3 month, Red < 75.	• Management and Leadership Standards • Equipment Performance Monitoring and Trending • Inappropriate Reliance on Process

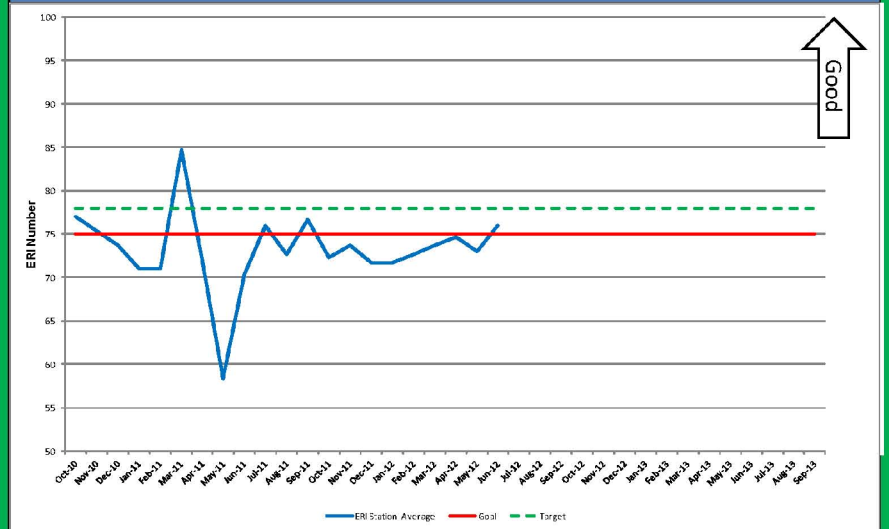

Indicator Owner	Performance Manager
R. Stowe	S. Hunnewell

Jun-12

Monthly CAP Health

Goal/Definition	Fundamental Problem Reference
The CAP Health performance indicator is based on weighted index of certain key indicators such as percent of new D-level self identified PERs, cycle time of A-level CAPs, number of open corrective actions greater than 180 days and others. Goal: Green ≥ 80, Yellow ≥ 80 and < 80 with a declining trend ≥ 3 months. Red < 80.	• Management and Leadership Standards • Inappropriate Reliance on Process

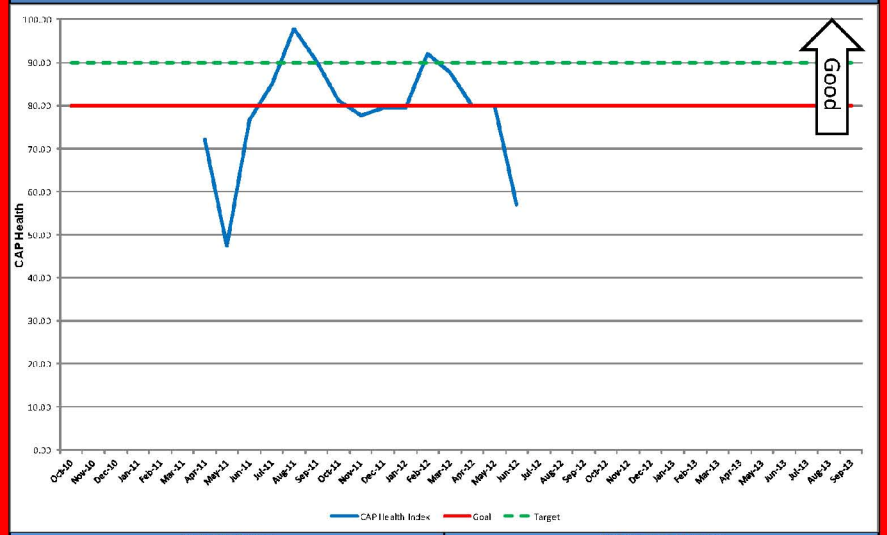

Indicator Owner	Performance Manager
T. Scott	P. Summers

Jun-12

TVA Nuclear

Closing Remarks

Preston Swafford

Chief Nuclear Officer, TVA

End of Presentation

Nuclear Regulatory Commission
Region 2

U.S.NRC
United States Nuclear Regulatory Commission
Protecting People and the Environment

Browns Ferry Reactor Oversight Supplemental Inspection Status

Nuclear Regulatory Commission – Region 2

U.S.NRC
United States Nuclear Regulatory Commission
Protecting People and the Environment

Introduction

U.S.NRC
United States Nuclear Regulatory Commission
Protecting People and the Environment

Agenda

- Inspection Status
- TVA Presentation
- NRC Closing Remarks
- Public Questions

NRC Reactor Oversight Process (ROP) Implementation

U.S.NRC
United States Nuclear Regulatory Commission
Protecting People and the Environment

Unit 1 Performance Assessment

- Multiple Repetitive Degraded Cornerstone on Agency Action Matrix(Column 4)
  - High Safety Significance Finding
    - Residual heat removal (RHR) system flow control valve failure on October 23, 2010

ROP - Increased Oversight

U.S.NRC
United States Nuclear Regulatory Commission
Protecting People and the Environment

Supplemental Inspection Procedure 95003 required by Multiple Repetitive Degraded Cornerstone (Column 4)

- Review of programs and processes
- Comprehensive, intrusive, and diagnostic

Increased Oversight Inspections

U.S.NRC
United States Nuclear Regulatory Commission
Protecting People and the Environment

Supplemental Inspection (IP 95003) conducted in three parts:

- ❑Part 1 - Component Testing Programs
  - Completed September 2011 - IR 05000259/2011011
- ❑Part 2 - Maintenance Programs
  - Completed December 2011 - IR 05000259/2011012
- ❑Part 3 - Formal 95003 Completion
  - Completion date to be scheduled

Increased Oversight Inspections

U.S.NRC
United States Nuclear Regulatory Commission
Protecting People and the Environment

95003 Part 3 Inspection Overview

- Performed after TVA states that they are ready for the inspection
- Involves all major site program areas
- Includes review of third-party safety culture assessment and independent NRC inspection of safety culture

Increased Oversight Inspections

U.S.NRC
United States Nuclear Regulatory Commission
Protecting People and the Environment

95003 Inspection Overview:

- Evaluate licensee corrective actions and the long term plan for improvement
  - Implementation of Integrated Improvement Plan
    - Industry precedence established for similar inspections
  - NRC requires corrective action and improvement

Increased Oversight Inspections

U.S.NRC
United States Nuclear Regulatory Commission
Protecting People and the Environment

How will NRC measure success?

- Corrective actions that have shown evidence of improving performance
- Confidence that performance is improving and will continue to improve

Increased Oversight Inspections

U.S.NRC
United States Nuclear Regulatory Commission
Protecting People and the Environment

NRC follow up activities after the Part 3 Inspection

- Verify completion of corrective actions
- ROP, including Assessment, continue

U.S.NRC
United States Nuclear Regulatory Commission
Protecting People and the Environment

TVA Presentation

Open to the Public

U.S.NRC
United States Nuclear Regulatory Commission
Protecting People and the Environment

- NRC places a high priority on keeping the public and stakeholders informed of its activities

- At www.nrc.gov, you can:
  - Find public meeting dates and transcripts;
  - Read NRC testimony, speeches, press releases, and policy decisions; and
  - Access the agency's Electronic Reading Room to find NRC publications and documents.

Contacting the NRC

U.S.NRC
United States Nuclear Regulatory Commission
Protecting People and the Environment

- Report an emergency
  - (301) 816-5100 (call collect)
- Report a safety concern
  - (800) 695-7403
  - Allegation@nrc.gov
- General information or questions
  - www.nrc.gov
- Contact Browns Ferry Resident Inspectors
  - 256-729-6196