

Comments: Waste packages surveyed "as they are."
Tops and bottoms of packages not surveyed.

TC-471

North Side: Contact 16
1' 10



East Side: Contact 1
1' 0.5



South Side: Contact 2
1' 1.5

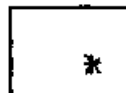


West Side: Contact 0.2
1' 0.1




TC-472

North Side: Contact 2
1' 1.5



East Side: Contact 2.5
1' 1.2



South Side: Contact 5
1' 3.5




West Side: Contact 0.1
1' 0.1

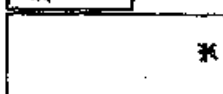


TC-474

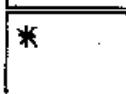
North Side: Contact 1.3
1' 1.2



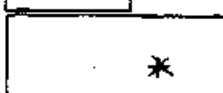
East Side: Contact 1.6
1' 1.3



South Side: Contact 0.6
1' 0.5



West Side: Contact 4
1' 2.3



* = highest contact dose rate

Dose rates in mR/hr.

Smearable Net (DPM/100 cm²)
Count Time N/A Min.

#	Alpha	Beta	#	Alpha	Beta	#	Alpha	Beta	#	Alpha	Beta	#	Alpha	Beta	#	Alpha	Beta