



# REGULATORY GUIDE

OFFICE OF STANDARDS DEVELOPMENT

*Withdrawn  
12/22/97*

## REGULATORY GUIDE 3.34

### ASSUMPTIONS USED FOR EVALUATING THE POTENTIAL RADIOLOGICAL CONSEQUENCES OF ACCIDENTAL NUCLEAR CRITICALITY IN A URANIUM FUEL FABRICATION PLANT

#### A. INTRODUCTION

Section 70.23, "Requirements for the approval of applications," of 10 CFR Part 70, "Domestic Licensing of Special Nuclear Materials," requires, among other things, that the applicant's proposed equipment and facilities be adequate to protect health and minimize danger to life or property. In order to demonstrate the adequacy of the facility, the applicant must provide an analysis and evaluation of the design and performance of structures, systems, and components of the facility. The objective of this analysis and evaluation is to assess the risk to public health and safety resulting from operation of the facility, including determination of the adequacy of structures, systems, and components provided for the prevention of accidents and the mitigation of the consequences of accidents.

In a uranium fuel fabrication plant, a criticality accident is one of the postulated accidents used to evaluate the adequacy of an applicant's proposed activities with respect to public health and safety. This guide describes methods used by the NRC staff in the analysis of such accidents. These methods result from review and action on a number of specific cases and, as such, reflect the latest general NRC-approved approaches to the problem. If an applicant desires to employ new information that may be developed in the future or to use an alternative method, NRC will review the proposal and approve its use, if found acceptable.

\* Lines indicate substantive changes from previous issue.

#### B. DISCUSSION

In the process of reviewing applications for licenses to operate uranium fuel fabrication plants, the NRC staff has developed appropriately conservative assumptions that are used by the staff to evaluate an estimate of the radiological consequences of various postulated accidents. These assumptions are based on previous accident experience, engineering judgment, and the analysis of applicable experimental results from safety research programs. This guide lists assumptions used to evaluate the magnitude and radiological consequences of a criticality accident in a uranium fuel fabrication plant.

A criticality accident is an accident resulting in the uncontrolled release of energy from an assemblage of fissile material. The circumstances of a criticality accident are difficult to predict. However, the most serious criticality accident would be expected to occur when the reactivity (the extent of the deviation from criticality of a nuclear chain reacting medium) could increase most rapidly and without control in the accumulation of the largest credible mass. In a uranium fuel fabrication plant where conditions that might lead to criticality are carefully avoided because of the potential for adverse physical and radiological effects, such an accident is extremely uncommon. However, experience with these and related facilities has demonstrated that criticality accidents could occur.

In a uranium fuel fabrication plant, such an accident might be initiated by (1) inadvertent transfer or leakage of a solution of fissile

#### USNRC REGULATORY GUIDES

Regulatory Guides are issued to describe and make available to the public methods acceptable to the NRC staff of implementing specific parts of the Commission's regulations, to delineate techniques used by the staff in evaluating specific problems or postulated accidents, or to provide guidance to applicants. Regulatory Guides are not substitutes for regulations, and compliance with them is not required. Methods and solutions different from those set out in the guides will be acceptable if they provide a basis for the findings requisite to the issuance or continuance of a permit or license by the Commission.

Comments and suggestions for improvements in these guides are encouraged at all times, and guides will be revised, as appropriate, to accommodate comments and to reflect new information or experience. This guide was revised as a result of substantive comments received from the public and additional staff review.

Comments should be sent to the Secretary of the Commission, U.S. Nuclear Regulatory Commission, Washington, D.C. 20555, Attention: Docketing and Service Branch.

The guides are issued in the following ten broad divisions:

- |                                   |                                   |
|-----------------------------------|-----------------------------------|
| 1. Power Reactors                 | 6. Products                       |
| 2. Research and Test Reactors     | 7. Transportation                 |
| 3. Fuels and Materials Facilities | 8. Occupational Health            |
| 4. Environmental and Siting       | 9. Antitrust and Financial Review |
| 5. Materials and Plant Protection | 10. General                       |

Requests for single copies of issued guides (which may be reproduced) or for placement on an automatic distribution list for single copies of future guides in specific divisions should be made in writing to the U.S. Nuclear Regulatory Commission, Washington, D.C. 20555, Attention: Director, Division of Technical Information and Document Control.

material from a geometrically safe containing vessel into an area or vessel not so designed, (2) introduction of excess fissile material solution to a vessel, (3) introduction of excess fissile material to a solution, (4) overconcentration of a solution, (5) failure to maintain sufficient neutron absorbing materials in a vessel, (6) precipitation of fissile solids from a solution and their retention in a vessel, (7) introduction of neutron moderators or reflectors (e.g., by addition of water to a highly undermoderated system), (8) deformation of or failure to maintain safe storage arrays, or (9) similar actions that can lead to increases in the reactivity of fissile systems. Some acceptable means for minimizing the likelihood of such accidents are described in Regulatory Guides 3.4, "Nuclear Criticality Safety in Operations with Fissionable Material Outside Reactors,"<sup>1</sup> and 3.1, "Use of Borosilicate Glass Raschig Rings as a Neutron Absorber in Solutions of Fissile Material."<sup>1</sup>

#### 1. CRITICALITY ACCIDENT EXPERIENCE IN RELATION TO THE ESTIMATION OF THE MOST SEVERE ACCIDENT

Stratton (Ref. 1) has reviewed in detail 34 occasions prior to 1966 when the power level of a fissile system increased without control as a result of unplanned or unexpected changes in its reactivity. Although only six of these occurred in processing operations, and the remainder occurred mostly in facilities for obtaining criticality data or in experimental reactors, the information obtained and its correlation with the characteristics of each system have been of considerable value for use in estimating the consequences of accidental criticality in process systems. The incidents occurred in aqueous solutions of uranium or plutonium (10), in metallic uranium or plutonium in air (9), in inhomogeneous water-moderated systems (9), and in miscellaneous solid uranium systems (6). The estimated total number of fissions per incident ranged from  $1E+15^2$  to  $1E+20$  with a median of about  $2E+17$ . In ten cases, the supercriticality was halted by an automatic control device. In the remainder, the shutdown was effected as a consequence of the fission energy release that resulted in thermal expansion, density reduction from the formation of very small bubbles, mixing of light and dense layers, loss of water moderator by boiling, or expulsion of part of the mass.

Generally, the criticality incidents were characterized by an initial burst or spike in a curve of fission rate versus time followed by a rapid but incomplete decay as the shutoff mechanism was initiated. As more than one shutdown mechanism may affect the reactivity of the system and the effect of a particular

mechanism may be counteracted, the initial burst was frequently succeeded by a plateau period of varying length. This plateau was characterized by a lesser and declining fission rate and finally by a further dropoff as shutdown was completed. The magnitude of the initial burst was directly related to the rate of increase of reactivity and its magnitude above the just-critical value but was inversely related to the background neutron flux.

Those systems consisting only of solid fissile, reflector, or moderator materials exhibited little or no plateau period, whereas solution systems had well developed plateaus. For solution systems, the energy release during the plateau period, because of its duration, provided the major portion of the total energy released. For purposes of the planning necessary to deal adequately with criticality incidents in experimental and production-type nuclear facilities, Woodcock (Ref. 2) made use of these data to estimate possible fission yields from excursions in various types of systems. For example, spike yields of  $1E+17$  and  $1E+18$  and total yields of  $3E+18$  and  $3E+19$  fissions were suggested for criticality accidents occurring in solution systems of 100 gallons or less and more than 100 gallons, respectively. Little or no mechanical damage was predicted at these levels.

#### 2. METHODS DEVELOPED FOR PREDICTING THE MAGNITUDE OF CRITICALITY ACCIDENTS

The nuclear excursion behavior of solutions of enriched uranium has been studied extensively both theoretically and experimentally. Dunenfeld and Stitt (Ref. 3) summarize the kinetic experiments on water boilers using uranyl sulfate solutions and describe the development of a kinetic model that was confirmed by experiment. This model defines the effects of thermal expansion and radiolytic gas formation as power-limiting and shutdown mechanisms.

The results of a series of criticality excursion experiments resulting from the introduction of uranyl nitrate solutions to vertical cylindrical tanks at varying rates are summarized by Lécorché and Seale (Ref. 4). This report confirms the applicability of the kinetics model for solutions, provides correlations of peak power with reactivity addition rate, notes the importance of a strong neutron source in limiting peak power, and indicates the nature of the plateau following the peak.

Many operations with fissile materials in a uranium fuel fabrication plant are conducted with aqueous (or organic solvent) solutions of fissile materials. Consequently, well-founded methods for the prediction of total fissions and maximum fission rate for accidents that might occur in solutions (in process or other vessels) by the addition of fissile materials should be of considerable value in evaluating the effects of

<sup>1</sup>Copies may be obtained from the U.S. Nuclear Regulatory Commission, Washington, D.C. 20555, Attention: Director, Division of Document Control.

<sup>2</sup> $1E+15 = 1 \times 10^{15}$ . This notational form will be used throughout this guide.

possible fabrication plant criticality accidents. From the results of excursion studies and from accident data, Tuck (Ref. 5) has developed methods for estimating (1) the maximum number of fissions in a 5-second interval (the first spike), (2) the total number of fissions, and (3) the maximum specific fission rate in vertical cylindrical vessels, 28 to 152 cm in diameter and separated by >30 cm from a bottom reflecting surface, resulting from the addition of up to 500 g/l solutions of Pu-239 or U-235 to the vessel at rates of 0.7 to 7.5 gal/min. Tuck also gives a method for estimating the power level from which the steam-generated pressure may be calculated and indicates that use of the formulas for tanks >152 cm in diameter is possible with a loss in accuracy.

Methods for estimating the number of fissions in the initial burst and the total number of fissions, derived from the work reported by Lécorché and Seale (Ref. 4), have also been developed by Olsen and others (Ref. 6). These were evaluated by application to ten actual accidents that have occurred in solutions and were shown to give conservative estimates in all cases except one.

Fission yields for criticality accidents occurring in solutions and some heterogeneous systems, e.g., aqueous/fixed geometry, can be estimated with reasonable accuracy using existing methods. However, methods for estimating possible fission yield from other types of heterogeneous systems, e.g., aqueous/powder, are less reliable because of the uncertainties involved in predicting the reactivity rate. The uncertainty of geometry and moderation results in a broad range of possible yields.

Woodcock (Ref. 2) estimated that in solid plutonium systems, solid uranium systems, and heterogeneous liquid/powder systems (fissile material not specified) total fission yields (substantially occurring with the spike) of  $1E+18$ ,  $3E+19$ , and  $3E+20$ , respectively, could be predicted. Mechanical damage varied from slight to extensive. Heterogeneous systems consisting of metals or solids in water were estimated to achieve a possible magnitude of  $1E+19$  following an initial burst of  $3E+18$  fissions. The possibility of a larger fission burst (possibly as high as  $3E+22$ ) resulting in a serious explosion could be conceived for large storage arrays where prompt criticality was exceeded, e.g., by collapse of shelving. It is recognized that in such arrays, where reactivity is more likely to be increased by the successive additions of small increments of material, only a delayed critical condition with maximum yields of  $1E+19$  fissions is likely. These estimates could aid in the analysis of situations in plant systems. However, they should not be taken as absolute values for criticality assumptions for the purpose of this guide. In a product storage area, a rigid array

of containers is maintained. Normally only a limited number of containers may be in motion in the vicinity of the array. Consequently, the rate of reactivity addition in such a system would be lower, and the predicted magnitude of criticality incident would be correspondingly lower.

For systems other than solutions systems, the estimation of the peak fission rate and the total number of fissions accompanying an accidental nuclear criticality may also be estimated with the aid of information derived from accident experience, from experiments on reactors utilizing bare uranium metal (Ref. 7), and from the SPERT-1 reactor transient tests with light-water and heavy-water moderated uranium-aluminum and  $UO_2$ -stainless steel fuels (Ref. 8). Oxide core tests in the latter group provide some information on energy release mechanisms that may be effective, for example, in fuel storage areas. Review of unusual processing structures, systems, and components for the possibility of accidental criticality should also consider recognized anomalous situations in which the possibility of accidental nuclear criticality may be conceived (Ref. 9).

The application of the double-contingency principle<sup>3</sup> to fissile material processing operations has been successful in reducing the probability of accidental criticality to a low value. As a consequence, the scenarios required to arrive at accidental criticality involve the assumption of multiple breakdowns in the nuclear criticality safety controls. It has therefore been a practice to simply and conservatively assume an accidental criticality of a magnitude equal to, or some multiple of, the historical maximum for all criticality accidents outside reactors without using any scenario clearly defined by the specific operations being evaluated. In the absence of sufficient guidance, there has been wide variation in the credibility of the postulated magnitude of the occurrence (particularly the size of the initial burst), the amount of energy and radioactivity assumed to be released, and the magnitude of the calculated consequences.

It is the staff's judgment that the evaluation of the criticality accident should assume the simultaneous breakdown of at least two independent controls throughout all elements of the operation. Each control should be such that its circumvention is of very low probability. Experience has shown that the simultaneous failure of two independent controls is very unlikely if the controls are derived, applied, and maintained with a high level of quality assurance. However, if controls highly dependent on human actions are involved, this approach will call for some variation in the assumed number of control failures. The

<sup>3</sup>The double-contingency principle is defined in ANSI N16.1-1975, "Nuclear Criticality Safety in Operations with Fissionable Materials Outside Reactor," which is endorsed by Regulatory Guide 3.4.

criticality accidents so conceived should then be analyzed to determine the most severe within the framework of assumed control failures, using realistic values of such variables as the fissile inventory, vessel sizes, and pump transfer rates.

### 3. RADIOLOGICAL CONSEQUENCES OF ACCIDENTAL CRITICALITY

Past practice has been to evaluate the radiological consequences to individuals of postulated accidental criticality in uranium fuel fabrication plants in terms of a fraction of the guideline values in 10 CFR Part 100, "Reactor Site Criteria."

The consequences of a criticality accident may be limited by containment, shielding, isolation distance, or evacuation of adjacent occupied areas subsequent to detection of the accident. If the impact of a criticality accident is to be limited through evacuation of adjacent occupied areas, there should be prior, formal arrangements with individual occupants and local authorities sufficient to ensure that such movements can be effected in the time allowed.

The equations provided for estimating doses from prompt gamma and neutron radiation were developed using experimental and historical data. The report, "Prompt Neutron and Gamma Doses from an Accidental Criticality," explains this development.\* These equations cannot be expected to be as accurate as detailed calculations based on actual accident conditions. Comparisons with published information indicate they may not be conservative for smaller accidents (e.g.,  $1-2E+17$  fissions). However, for accidents that are likely to be assumed for safety assessment purposes, they appear to be sufficiently conservative. These equations are included in the guide to provide a simplified method for estimating prompt gamma and neutron doses from a potential criticality accident.

#### C. REGULATORY POSITION

##### 1. FOLLOWING ARE THE PLANT ASSESSMENT AND ASSUMPTIONS RELATED TO ENERGY RELEASE FROM A CRITICALITY ACCIDENT AND THE MINIMUM CRITICALITY ACCIDENT TO BE CONSIDERED:

a. When defining the characteristics of an assumed criticality accident in order to assess the adequacy of structures, systems, and components provided for the prevention or mitigation of the consequences of accidents, the applicant should evaluate credible criticality accidents in all those elements of the plant provided for the storage, handling, or processing of fissile materials or into which fissile materials in significant amounts could be

\*A copy of Charles A. Willis' report, "Prompt Neutron and Gamma Doses from an Accidental Criticality," is available for inspection at the NRC Public Document Room, 1717 H Street NW., Washington, D.C.

introduced. To determine the circumstances of the criticality accidents, controls judged equivalent to at least two highly reliable, independent criticality controls should be assumed to be circumvented. The magnitude of the possible accidents should then be assessed, on an individual case basis, to estimate the extent and nature of possible effects and to provide source terms for dose calculations. The most severe accident should then be selected for the assessment of the adequacy of the plant.

Calculation of the radioactivity of significant fission products produced in the excursion may be accomplished using the computer code RIBD (Ref. 10). An equivalent calculation may be substituted, if justified on an individual case basis.

b. If the results of the preceding evaluation indicate that no possible criticality accident exceeds in severity the criticality accident postulated in this section, then the conditions of the following example may be assumed for the purpose of assessing the adequacy of the facility. A less conservative set of conditions may be used if they are shown to be applicable by the specific analyses conducted in accordance with paragraph C.1.a above.

An excursion is assumed to occur in a vented vessel of unfavorable geometry containing a solution of 400 g/l of uranium enriched in U-235. The excursion produces an initial burst of  $1E+18$  fissions in 0.5 second followed successively at 10-minute intervals by 47 bursts of  $1.9-E+17$  fissions for a total of  $1E+19$  fissions in 8 hours. The excursion is assumed to be terminated by evaporation of 100 liters of the solutions.

##### 2. ASSUMPTIONS RELATED TO THE RELEASE OF RADIOACTIVE MATERIAL ARE AS FOLLOWS:<sup>4</sup>

a. It should be assumed that all of the noble gas fission products and 25% of the iodine radionuclides resulting from the excursion are released directly to a ventilated room atmosphere. It should also be assumed that an aerosol, which is generated from the evaporation of solution during the excursion, is released directly to the room atmosphere. The aerosol should be assumed to comprise 0.05% of the salt content of the solution that is evaporated. The room volume and air ventilation rate and retention time should be considered on an individual case basis.

b. The effects of radiological decay during transit within the plant should be evaluated on an individual case basis.

<sup>4</sup>Certain assumptions for release of radioactive material, dose conversion, and atmospheric diffusion reflect the staff's position indicated in Regulatory Guide 1.3 (Ref. 18).

c. A reduction in the amount of radioactive material available for release to the plant environment through filtration systems in the plant exhaust system(s) may be taken into account, but the amount of reduction in the concentration of radioactive materials should be evaluated on an individual case base.

d. Table 1 lists the radioactivity of significant radionuclides released, but it does not include the iodine depletion allowance.

3. ACCEPTABLE ASSUMPTIONS FOR DOSE AND DOSE CONVERSION ARE AS FOLLOWS:

a. The applicant should show that the consequences of the prompt gamma and neutron dose are sufficiently mitigated to allow occupancy of areas necessary to maintain the plant in a safe condition following the accident. The applicant should estimate the prompt gamma and neutron dose that could be received at the closest site boundary and nearest residence. The following semi-empirical equations may be used for these calculations. Because detailed evaluations will be dependent on the site and plant design, different methods may be substituted on an individual case basis. Potential dose attenuation due to shielding and dose exposures should be evaluated on an individual case basis.

(1) Prompt<sup>5</sup> Gamma Dose

$$D_{\gamma} = 2.1E-20 N d^{-2} e^{-3.4d}$$

where

$$D_{\gamma} = \text{gamma dose (rem)}$$

$$N = \text{number of fissions}$$

$$d = \text{distance from source (km)}.$$

Data presented in The Effects of Nuclear Weapons (Ref. 11, p. 384) may be used to develop dose reduction factors. For concrete, the dose should be reduced by a factor of 2.5 for the first 8 inches, a factor of 5.0 for the first foot, and a factor of 5.5 for each additional foot.

(2) Prompt Neutron Dose

$$D_n = 7E-20 N d^{-2} e^{-5.2d}$$

where

$$D_n = \text{neutron dose (rem)}$$

$$N = \text{number of fissions}$$

$$d = \text{distance from source (km)}.$$

<sup>5</sup>Most of the gamma radiation is emitted in the actual fission process. Some gamma radiation is produced in various secondary nuclear processes, including decay of fission products. For the purposes of this guide, "prompt" gamma doses should be evaluated including the effects of decay of significant fission products during the first minute of the excursion. For conditions cited in the example, the equation given includes these considerations.

For concrete, the dose should be reduced by a factor of 2.3 for the first 8 inches, 4.6 for the first foot, and a factor of 20 for each additional foot.

b. No correction should be made for depletion of radioactive iodine from the effluent plume due to deposition on the ground or for the radiological decay of iodine in transit.

c. For the first 8 hours, the breathing rate of a person offsite should be assumed to be  $3.47E-4 m^3/sec$ . From 8 to 24 hours following the accident, the breathing rate should be assumed to be  $1.75E-4 m^3/sec$ . These values were developed from the average daily breathing rate ( $2E+7 cm^3/day$ ) assumed in the report of ICRP Committee II-1959 (Ref. 12).

d. External whole body doses should be calculated using "infinite cloud" assumptions, i.e., the dimensions of the cloud are assumed to be large compared to the distance that the gamma rays and beta particles travel. "Such a cloud would be considered an infinite cloud for a receptor at the center because any additional [gamma and] beta emitting material beyond the cloud dimensions would not alter the flux of [gamma rays and] beta particles to the receptor." [See Meteorology and Atomic Energy--1968 (Ref. 13), Section 7.4.1.1; editorial additions made so that gamma and beta emitting material could be considered.] Under these conditions the rate of energy absorption per unit volume is equal to the rate of energy released per unit volume. For an infinite uniform cloud containing  $\chi$  curies of beta radioactivity per cubic meter, the beta dose rate in air at the cloud center is

$$\beta D_{\infty}^i = 0.475 \bar{E}_{\beta} \chi$$

The surface body dose rate from beta emitters in the infinite cloud can be approximated as being one-half this amount (i.e.,  $\beta D_{\infty}^i = 0.23 \bar{E}_{\beta} \chi$ ). For gamma emitting material, the dose rate in air at the cloud center is

$$\gamma D_{\infty}^i = 0.507 \bar{E}_{\gamma} \chi$$

From a semi-infinite cloud, the gamma dose rate in air is

$$\gamma D_{\infty}^i = 0.25 \bar{E}_{\gamma} \chi$$

where

$$\beta D_{\infty}^i = \text{beta dose rate from an infinite cloud (rad/sec)}$$

$$\gamma D_{\infty}^i = \text{gamma dose rate from an infinite cloud (rad/sec)}$$

$$\bar{E}_{\beta} = \text{average beta energy per disintegration (MeV/dis)}$$

$\bar{E}_\gamma$  = average gamma energy per disintegration (MeV/dis)

$\chi$  = concentration of beta or gamma emitting isotope in the cloud (Ci/m<sup>3</sup>).

e. The following specific assumptions are acceptable with respect to the radioactive cloud dose calculations:

(1) The dose at any distance from the plant should be calculated based on the maximum concentration time integral (in the course of the accident) in the plume at that distance, taking into account specific meteorological, topographical, and other characteristics that may affect the maximum plume concentration. These site-related characteristics should be evaluated on an individual case basis. In the case of beta radiation, the receptor is assumed to be exposed to an infinite cloud at the maximum ground level concentration at that distance from the plant. In the case of gamma radiation, the receptor is assumed to be exposed to only one-half the cloud owing to the presence of the ground. The maximum cloud concentration should always be assumed to be at ground level.

(2) The appropriate average beta and gamma energies emitted per disintegration may be derived from the Table of Isotopes (Ref. 14) or other appropriate sources, e.g., Ref. 21.

(3) The whole body dose should be considered as the dose from gamma radiation at a depth of 5 cm and the genetic dose at a depth of 1 cm. The skin dose should be the sum of the surface gamma dose and the beta dose at a depth of 7 mg/cm<sup>2</sup>. The beta skin dose may be estimated by applying an energy-dependent attenuation factor ( $D_d/D_B$ ) to the surface dose according to a method developed by Loevinger, Japha, and Brownell (Ref. 15). See Figure 1.

f. The "critical organ" dose from the inhaled radioactive materials should be estimated. The "critical organ" is that organ that receives the highest radiation dose after the isotope is absorbed into the body. For the purpose of this guide, the following assumptions should be made:

(1) The radionuclide dose conversion factors are as recommended by the report of Committee II, ICRP (1959) (Ref. 12) or other appropriate source.

(2) The effective half-life for the nuclide is as recommended in ICRP Publication 6 (Ref. 16) or other appropriate source.

g. The potential dose for all significant nuclides should be estimated for the population distribution on a site-related basis.

#### 4. ACCEPTABLE ASSUMPTIONS FOR ATMOSPHERIC DIFFUSION ARE AS FOLLOWS:

a. If the uranium fuel fabrication plant gaseous effluents are exhausted through a stack, the assumptions presented in Regulatory Guide 3.35, "Assumptions Used for Evaluating the Potential Radiological Consequences of Accidental Nuclear Criticality in a Plutonium Processing and Fuel Fabrication Plant,"<sup>1</sup> Regulatory Positions C.4.a and C.4.b should be used to calculate the atmospheric diffusion factors.

b. If no onsite meteorological data are available for facilities exhausted without stacks, the atmospheric diffusion model should be as follows:

(1) The 0-to-8 hour ground level release concentrations may be reduced by a factor ranging from one to a maximum of three (see Fig. 2) for additional dispersion produced by the turbulent wake of a major building in calculating nearby potential exposures. The volumetric building wake correction factor, as defined in Section 3.3.5.2 of Meteorology and Atomic Energy--1968 (Ref. 13), should be used in the 0-to-8 hour period only; it is used with a shape factor of one-half and the minimum cross-sectional area of a major building only.

(2) The basic equation for atmospheric diffusion from a ground level point source is

$$\chi/Q = \frac{1}{\pi u \sigma_y \sigma_z}$$

where

$\chi$  = the short-term average centerline value of the ground level concentration (Ci/m<sup>3</sup>)

$Q$  = amount of material release (Ci/sec)

$u$  = windspeed (m/sec)

$\sigma_y$  = the horizontal standard deviation of the plume (m). [See Ref. 17, Figure V-1, p. 48.]

$\sigma_z$  = the vertical standard deviation of the plume (m). [See Ref. 17, Figure V-2, p. 48.]

(3) For time periods of greater than 8 hours, the plume should be assumed to meander and spread uniformly over a 22.5° sector.<sup>6</sup> The resultant equation is

$$\chi/Q = \frac{2.032}{\sigma_z u x}$$

<sup>6</sup>The sector may be assumed to shift after 8 hours, if local meteorological data are available to justify a wind direction change. This should be considered on an individual case basis.

where

x = distance from point of release to the receptor; other variables are given in b(2).

(4) The atmospheric diffusion model<sup>7</sup> for ground level releases is based on the information in the following table:

<u>Time Following Accident</u>	<u>Atmospheric Conditions</u>
0 to 8 hours	Pasquill Type F; windspeed 1 m/sec; uniform direction
8 to 24 hours	Pasquill Type F; windspeed 1 m/sec; variable direction within a 22.5° sector.

<sup>7</sup>In some cases site-dependent parameters such as meteorology, topography, and local geography may dictate the use of a more restrictive model to ensure a conservative estimate of potential offsite exposures. In such cases, appropriate site-related meteorology should be developed on an individual case basis.

(5) Figures 3A and 3B give the ground level release atmospheric diffusion factors based on the parameters given in b(4).

#### D. IMPLEMENTATION

The purpose of this section is to provide information to applicants and licensees regarding the staff's plans for using this regulatory guide.

Except in those cases in which the applicant proposes an alternative method for complying with specified portions of the Commission's regulations, the method described herein will be used in the evaluation of submittals for special nuclear material license applications docketed after December 1, 1977.

If an applicant wishes to use this regulatory guide in developing submittals for applications docketed on or before December 1, 1977, the pertinent portions of the application will be evaluated on the basis of this guide.

## REFERENCES

1. W. R. Stratton, "Review of Criticality Incidents," LA-3611, Los Alamos Scientific Laboratory (Jan. 1967).
2. E. R. Woodcock, "Potential Magnitude of Criticality Accidents," AHSB(RP)R-14, United Kingdom Atomic Energy Authority.
3. M. S. Dunenfeld, R. K. Stitt, "Summary Review of the Kinetics Experiments on Water Boilers," NAA-SR-7087, Atomic International (Feb. 1973).
4. P. Lécorché, R. L. Seale, "A Review of the Experiments Performed to Determine the Radiological Consequences of a Criticality Accident," Y-CDC-12, Union Carbide Corp. (Nov. 1973).
5. G. Tuck, "Simplified Methods of Estimating the Results of Accidental Solution Excursions," Nucl. Technol., Vol. 23, p. 177 (1974).
6. A. R. Olsen, R. L. Hooper, V. O. Uotinen, C. L. Brown, "Empirical Model to Estimate Energy Release from Accidental Criticality," ANS Trans., Vol. 19, p. 189-91 (1974).
7. T. F. Wimmette et al., "Godiva 2--An Unmoderated Pulse Irradiation Reactor," Nucl. Sci. Eng., Vol. 8, p. 691 (1960).
8. W. E. Nyer, G. O. Bright, R. J. McWhorter, "Reactor Excursion Behavior," International Conference on the Peaceful Uses of Atomic Energy, paper 283, Geneva (1966).
9. E. D. Clayton, "Anomalies of Criticality," Nucl. Technol., Vol. 23, No. 14 (1974).
10. R. O. Gumprecht, "Mathematical Basis of Computer Code RIBD," DUN-4136, Douglas United Nuclear, Inc. (June 1968).
11. The Effects of Nuclear Weapons, Revised Edition, S. Glasstone, Editor, U.S. Dept. of Defense (1964).
12. "Permissible Dose for Internal Radiation," Publication 2, Report of Committee II, International Commission on Radiological Protection, Pergamon Press (1959).
13. Meteorology and Atomic Energy--1968, D. H. Slade, Editor, U.S. Atomic Energy Commission (July 1968).
14. C. M. Lederer, J. M. Hollander, I. Perlman, Table of Isotopes, 6th Ed., Lawrence Radiation Laboratory, Univ. of California, Berkeley, CA (1967).
15. Radiation Dosimetry, G. J. Hine and G. L. Brownell, Editors, Academic Press, New York (1956)
16. Recommendations of ICRP, Publication 6, Pergamon Press (1962).
17. F. A. Gifford, Jr., "Use of Routine Meteorological Observations for Estimating Atmospheric Dispersion," Nuclear Safety, Vol. 2, No. 4, p. 48 (June 1961).
18. Regulatory Guide 1.3, "Assumptions Used for Evaluating the Potential Radiological Consequences of a Loss of Coolant Accident for Boiling Water Reactors," U.S. Nuclear Regulatory Commission, Washington, D.C. (June 1974).
19. "Radiological Health Handbook," U.S. Department of Health, Education and Welfare (January 1970).
20. "Compilation of Fission Product Yields," NEDO-12154-1, M. E. Meek and B. F. Rider, General Electric Vallecitos Nuclear Center, TIC, P.O. Box 62, Oak Ridge, Tennessee 37830 (January 1974).
21. "Nuclear Decay Data for Radionuclides Occurring in Routine Releases from Nuclear Fuel Cycle Facilities," ORNL/NUREG/TM-102, D. C. Kocher, Oak Ridge National Laboratory, Oak Ridge, Tennessee 37830 (August 1977).



TABLE 1

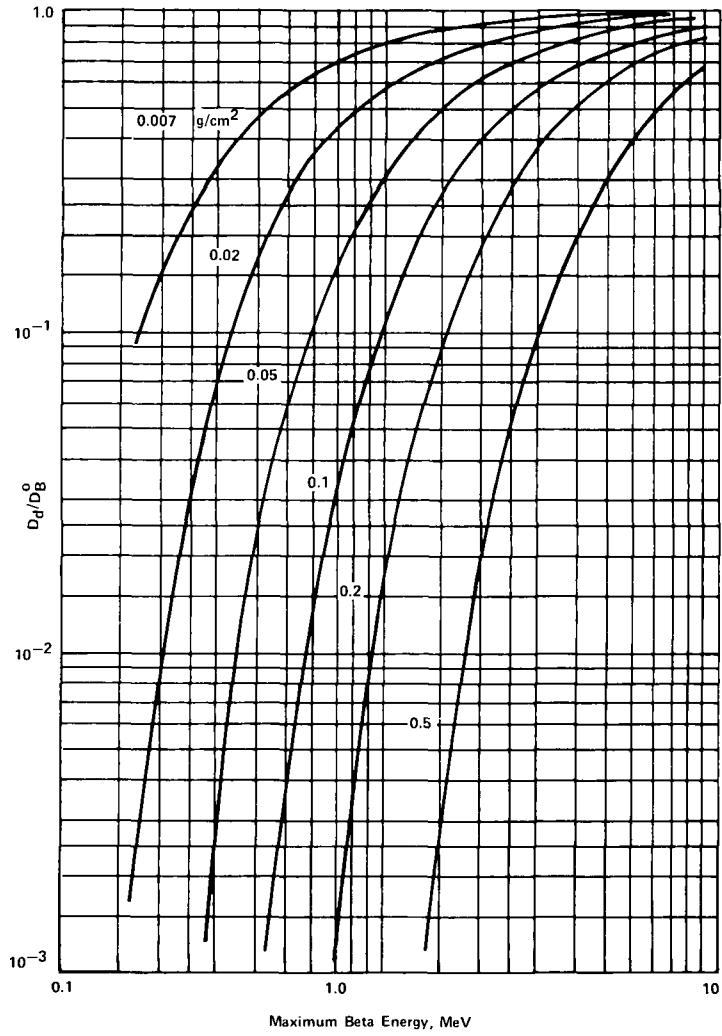
**RADIOACTIVITY (Ci) AND AVERAGE BETA AND GAMMA ENERGIES (MeV/dis)  
OF IMPORTANT NUCLIDES RELEASED FROM CRITICALITY ACCIDENT IN THIS GUIDE**

Nuclide	Half-life <sup>b,c</sup>	Radioactivity <sup>a</sup>			$\bar{E}_\gamma$ <sup>b</sup>	$\bar{E}_\beta$ <sup>b</sup>
		0-0.5 Hr.	0.5-8 Hr.	Total		
Kr-83m	1.8 h	2.2E+1	1.4E+2	1.6E+2	2.6E-3	0
Kr-85m	4.5 hr	2.1E+1	1.3E+2	1.5E+2	1.6E-1	2.5E-1
Kr-85	10.7 y	2.2E-4	1.4E-3	1.6E-3	2.2E-3	2.5E-1
Kr-87	76.3 m	1.4E+2	8.5E+2	9.9E+2	7.8E-1	1.3E0
Kr-88	2.8 h	9.1E+1	5.6E+2	6.5E+2	2.0E0	3.5E-1
Kr-89	3.2 m	5.9E+3	3.6E+4	4.2E+4	1.6E0	1.3E0
Xe-131m	11.9 d	1.1E-2	7.0E-2	8.2E-2	2.0E-2	1.4E-1
Xe-133m	2.0 d	2.5E-1	1.6E0	1.8E0	4.1E-2	1.9E-2
Xe-133	5.2 d	3.8E0	2.3E+1	2.7E+1	4.6E-2	1.1E-1
Xe-135m	15.6 m	3.1E+2	1.9E+3	2.2E+3	4.3E-2	9.0E-2
Xe-135	9.1 h	5.0E+1	3.1E+2	3.6E+2	2.5E-1	3.7E-1
Xe-137	3.8 m	6.9E+3	4.2E+4	4.9E+4	1.6E-1	1.8E0
Xe-138	14.2 m	1.8E+3	1.1E+4	1.3E+4	1.1E0	6.2E-1
I-131	8.0 d	1.2E0	7.5E0	8.7E0	3.8E-1	1.9E-1
I-132	2.3 h	1.5E+2	9.5E+2	1.1E+3	2.2E0	5.0E-1
I-133	20.8 h	2.2E+1	1.4E+2	1.6E+2	6.1E-1	4.1E-1
I-134	52.6 m	6.3E+2	3.9E+3	4.5E+3	2.6E0	6.1E-1
I-135	6.6 h	6.6E+1	4.0E+2	4.7E+2	1.5E0	3.7E-1

<sup>a</sup>Total curies are based on cumulative yields for fission energy spectrum using the data in Ref. 20. The assumption of cumulative yield is very conservative, e.g., it does not consider appropriate decay schemes. Calculations regarding individual nuclide yields and decay schemes may be considered on an individual case basis. Data in this table does not include the iodine reduction factor allowed in section C.2.a of this guide.

<sup>b</sup>Half-lives and average energies are derived using the data in Ref. 21.

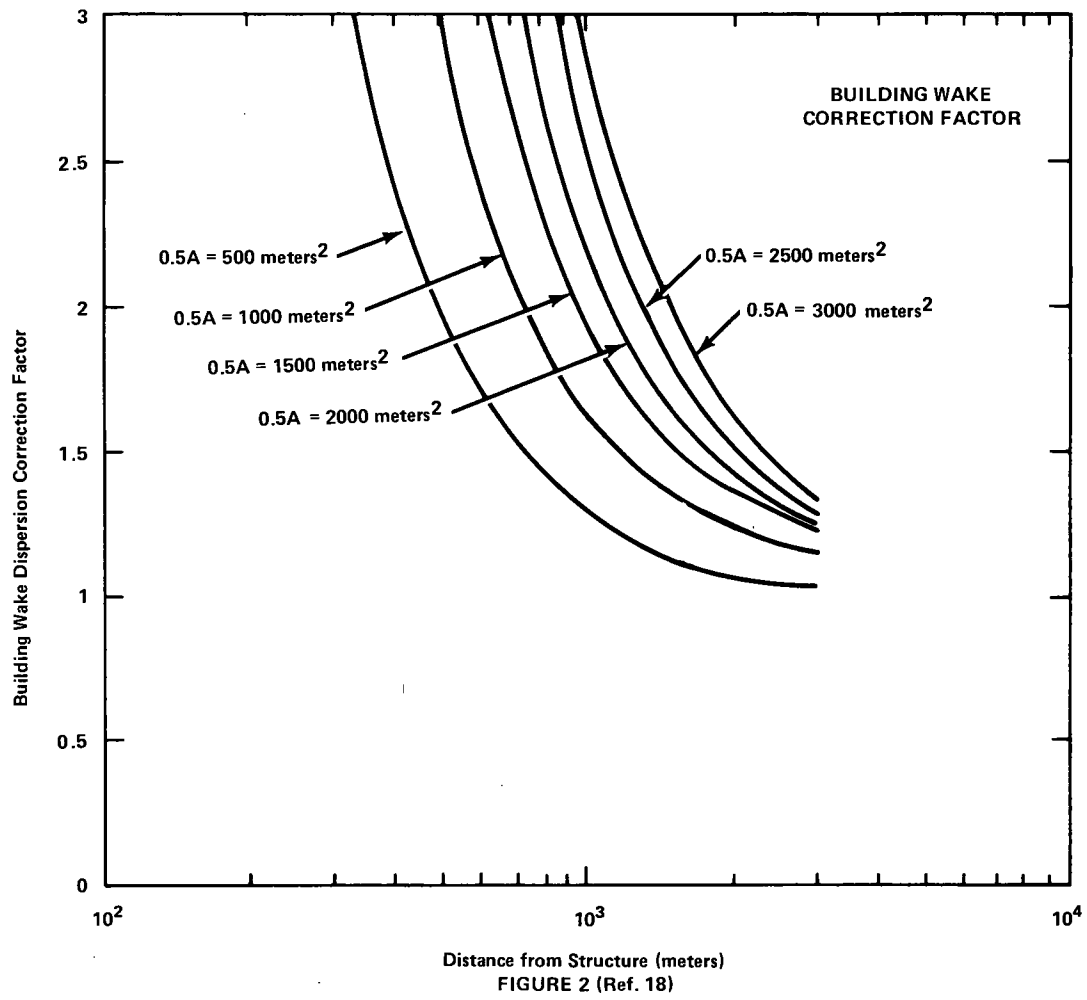
<sup>c</sup>y = year  
d = day  
h = hour  
m = minute

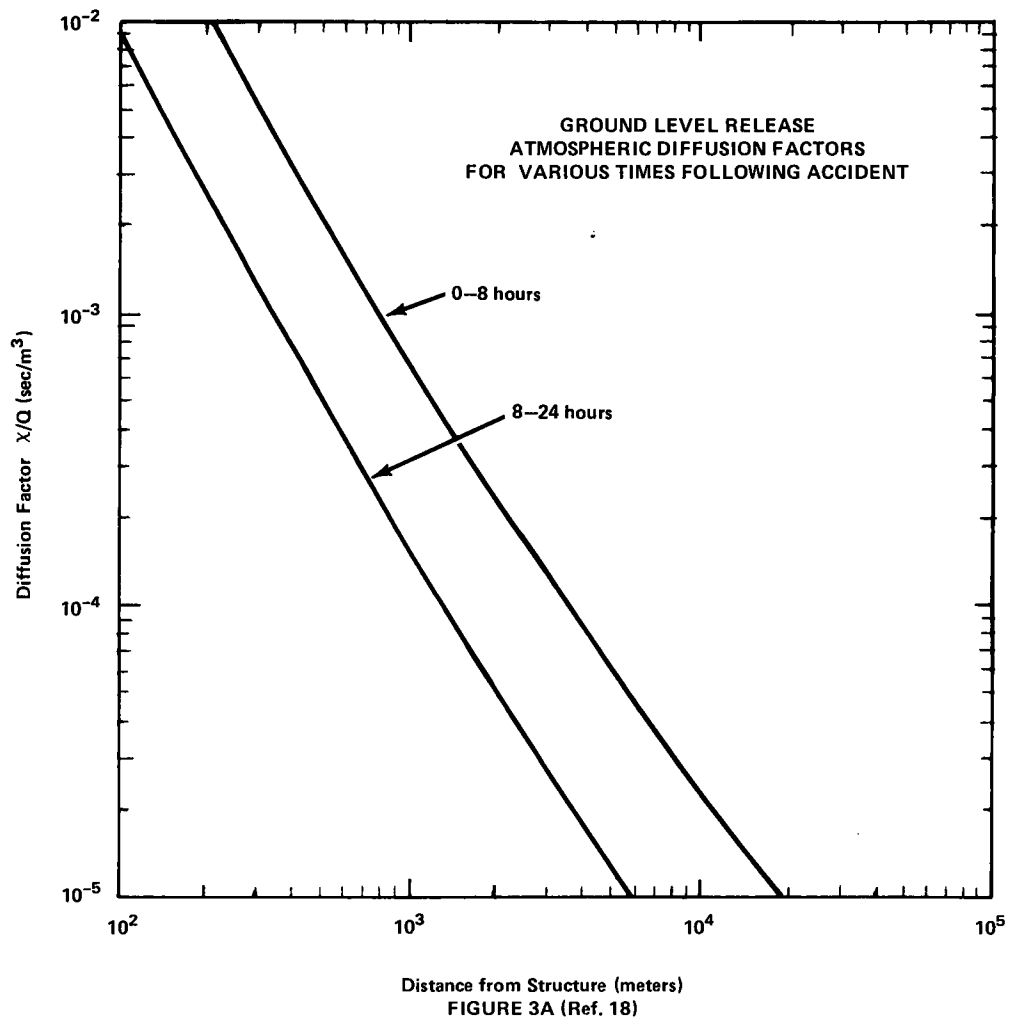


RATIO OF DEPTH DOSE TO SURFACE DOSE AS A FUNCTION BETA ENERGY SPECTRA<sup>1</sup>  
for Infinite Plane Source of Infinite Thickness and for Allowed Spectra

<sup>1</sup>Developed from Considerations Presented in Reference 15, Chapter 16

FIGURE 1





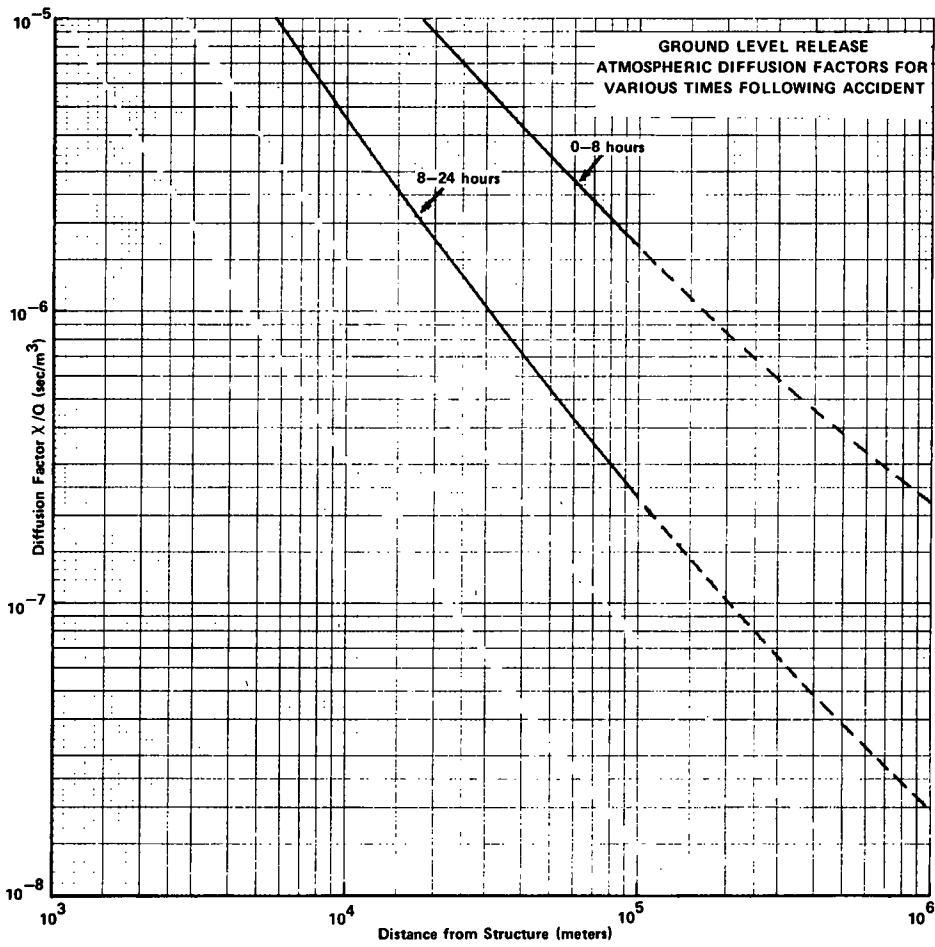


FIGURE 3B (Ref. 18)

UNITED STATES  
NUCLEAR REGULATORY COMMISSION  
WASHINGTON, D. C. 20555

OFFICIAL BUSINESS  
PENALTY FOR PRIVATE USE, \$300

POSTAGE AND FEES PAID  
UNITED STATES NUCLEAR  
REGULATORY COMMISSION

