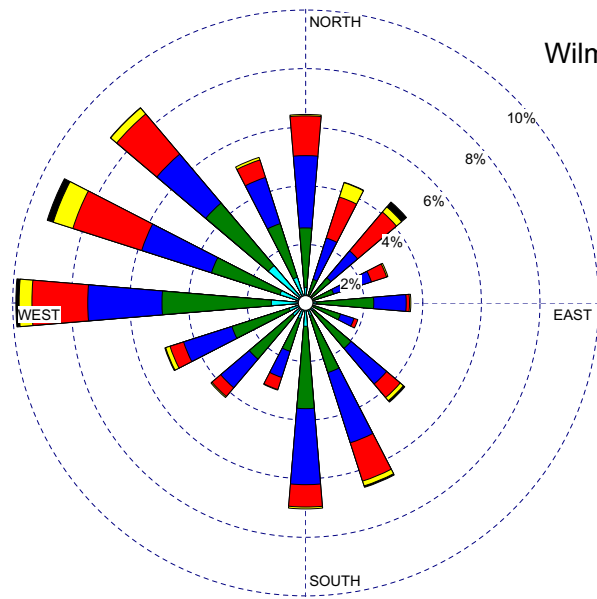


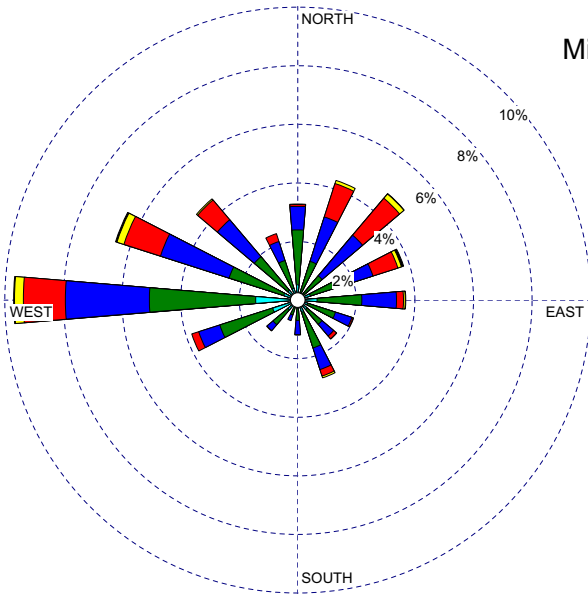
PSEG Site

WIND SPEED (m/s)
 >= 10.9
 8.3 - 10.9
 5.6 - 8.3
 3.4 - 5.6
 1.6 - 3.4
 0.2 - 1.6
 Calms: 0.00%



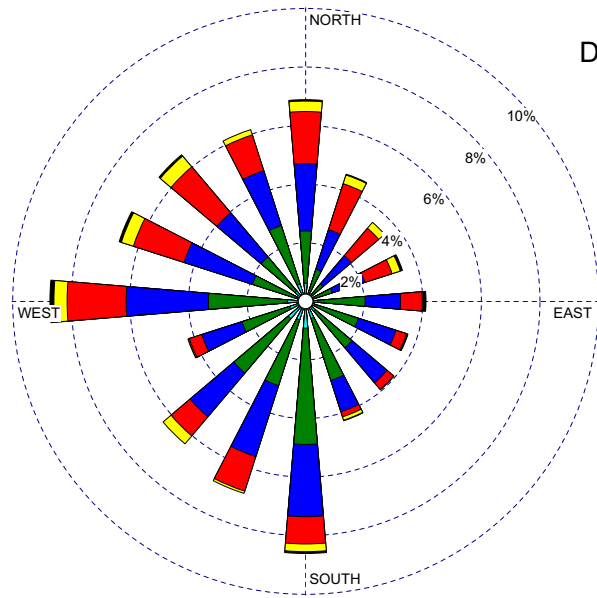
Wilmington

WIND SPEED (m/s)
 >= 10.9
 8.3 - 10.9
 5.6 - 8.3
 3.4 - 5.6
 1.6 - 3.4
 0.2 - 1.6
 Calms: 12.93%



Millville

WIND SPEED (m/s)
 >= 10.9
 8.3 - 10.9
 5.6 - 8.3
 3.4 - 5.6
 1.6 - 3.4
 0.2 - 1.6
 Calms: 43.52%



Dover

WIND SPEED (m/s)
 >= 10.9
 8.3 - 10.9
 5.6 - 8.3
 3.4 - 5.6
 1.6 - 3.4
 0.2 - 1.6
 Calms: 11.54%

PSEG Power, LLC
 PSEG Site ESPA
 Part 2, Site Safety Analysis Report

Autumn Mean Wind Roses at S/HC Primary Meteorological Tower 33 ft. Level During Three Year Period 2006-2008 and Long-Term at Wilmington, Millville, and Dover

FIGURE 2.3-40

Rev 0