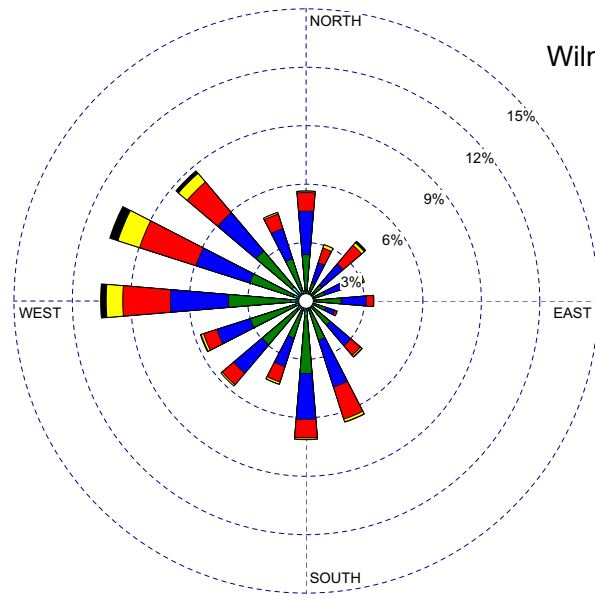


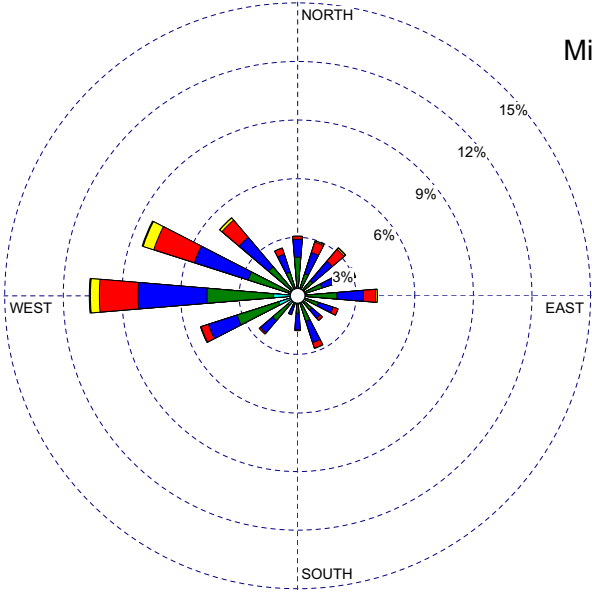
WIND SPEED (m/s)

- >= 10.9
- 8.3 - 10.9
- 5.6 - 8.3
- 3.4 - 5.6
- 1.6 - 3.4
- 0.2 - 1.6
- Calms: 0.00%



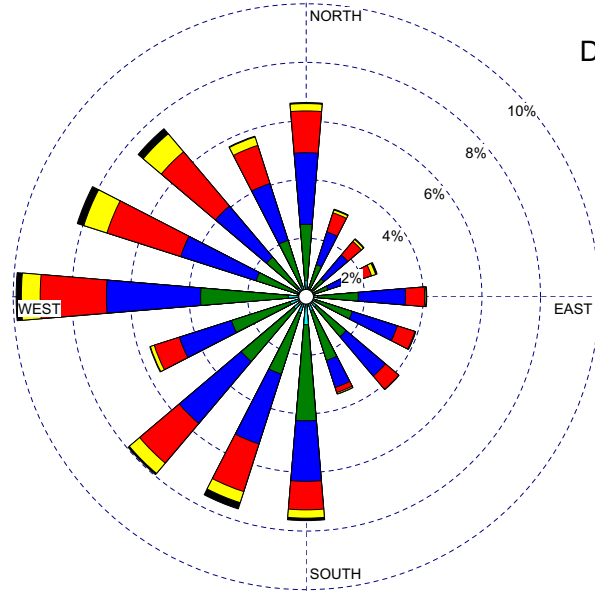
WIND SPEED (m/s)

- >= 10.9
- 8.3 - 10.9
- 5.6 - 8.3
- 3.4 - 5.6
- 1.6 - 3.4
- 0.2 - 1.6
- Calms: 11.17%



WIND SPEED (m/s)

- >= 10.9
- 8.3 - 10.9
- 5.6 - 8.3
- 3.4 - 5.6
- 1.6 - 3.4
- 0.2 - 1.6
- Calms: 39.53%



WIND SPEED (m/s)

- >= 10.9
- 8.3 - 10.9
- 5.6 - 8.3
- 3.4 - 5.6
- 1.6 - 3.4
- 0.2 - 1.6
- Calms: 9.43%

PSEG Power, LLC  
PSEG Site ESPA  
Part 2, Site Safety Analysis Report

Annual Mean Wind Roses at S/HC Primary Meteorological Tower 33 ft. Level During Three Year Period 2006-2008 and Long-Term at Wilmington, Millville, and Dover

FIGURE 2.3-36