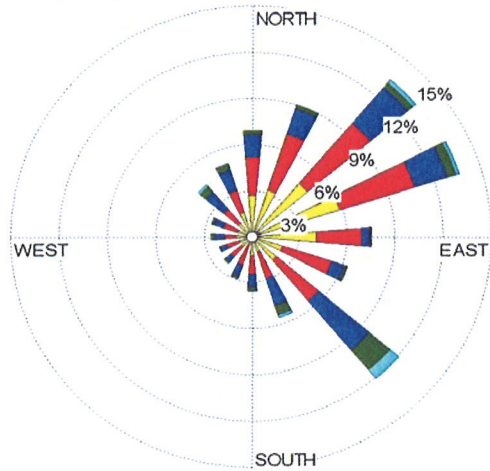


Spring Precip

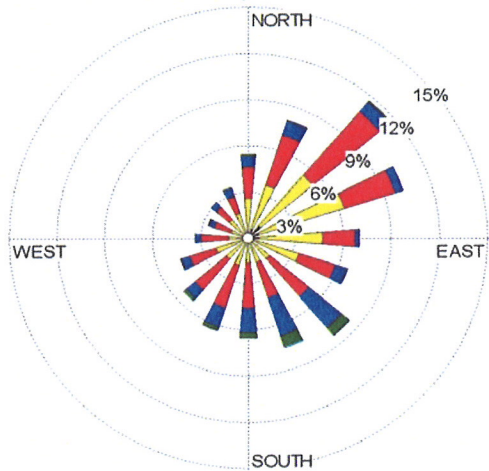


WIND SPEED (m/s)

- >= 10.9
- 8.3 - 10.9
- 5.6 - 8.3
- 3.4 - 5.6
- 1.6 - 3.4
- 0.2 - 1.6

Calms: 0.05%

Summer Precip

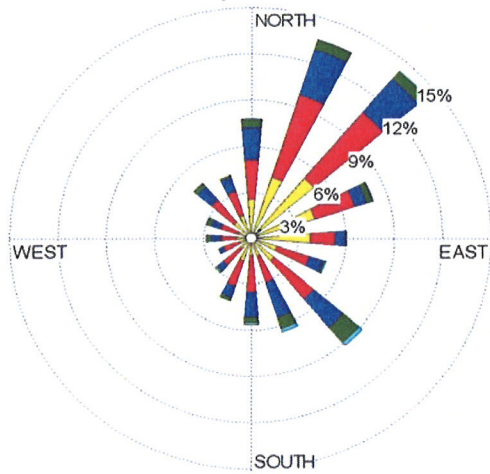


WIND SPEED (m/s)

- >= 10.9
- 8.3 - 10.9
- 5.6 - 8.3
- 3.4 - 5.6
- 1.6 - 3.4
- 0.2 - 1.6

Calms: 0.04%

Autumn Precip

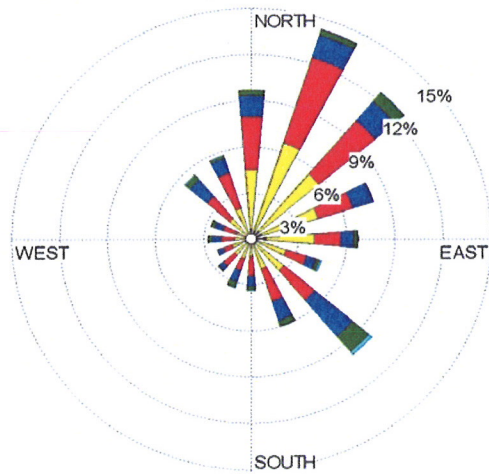


WIND SPEED (m/s)

- >= 10.9
- 8.3 - 10.9
- 5.6 - 8.3
- 3.4 - 5.6
- 1.6 - 3.4
- 0.2 - 1.6

Calms: 0.03%

Winter Precip



WIND SPEED (m/s)

- >= 10.9
- 8.3 - 10.9
- 5.6 - 8.3
- 3.4 - 5.6
- 1.6 - 3.4
- 0.2 - 1.6

Calms: 0.05%

PSEG Power, LLC

PSEG Site ESPA
Part 2, Site Safety Analysis Report

Precipitation Hours Only by Season at S/HC
Primary Meteorological Tower 33-ft. Level
During 32 Year Period 1977 - 2008

FIGURE 2.3-35

Rev 0