

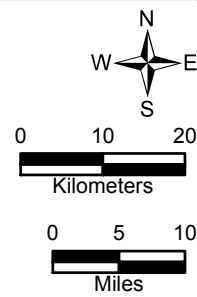


**LEGEND**

-  Site Location
-  50-mile (80 km) Concentric Ring



**PSEG Power, LLC**  
**PSEG Site ESPA**  
**Part 2, Site Safety Analysis Report**  
**PSEG Site**  
**10 to 50-Mile 2031**  
**Resident Population Distribution**  
**FIGURE 2.1-15**     Rev 0