

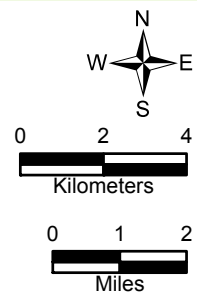


**LEGEND**

-  Site Location
-  10-mile (16 km) Concentric Ring



**PSEG Power, LLC**  
**PSEG Site ESPA**  
**Part 2, Site Safety Analysis Report**

---

**PSEG Site**  
**10 Mile Resident and Transient**  
**Population Distribution - 2081**

**FIGURE 2.1-11**      Rev 0