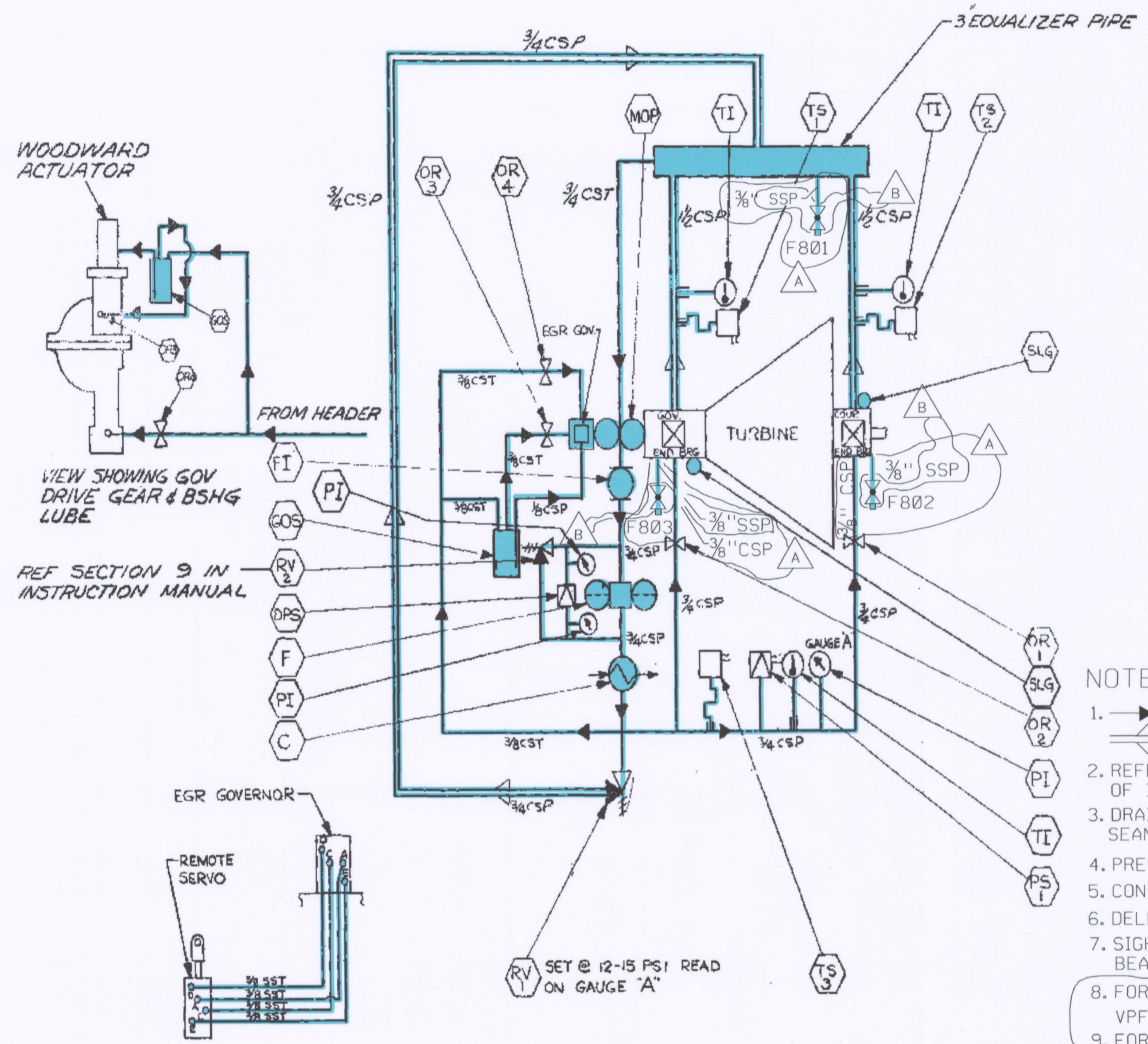


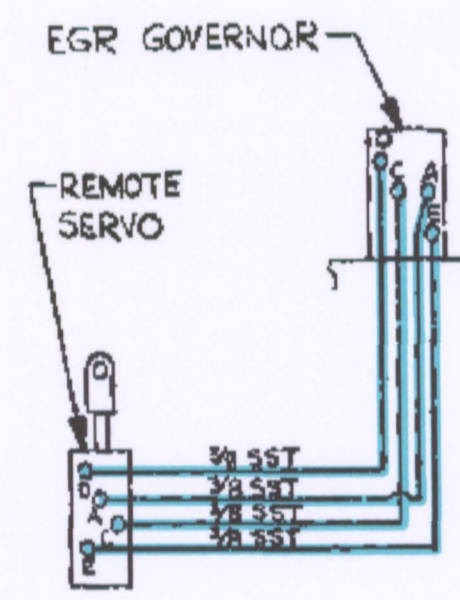
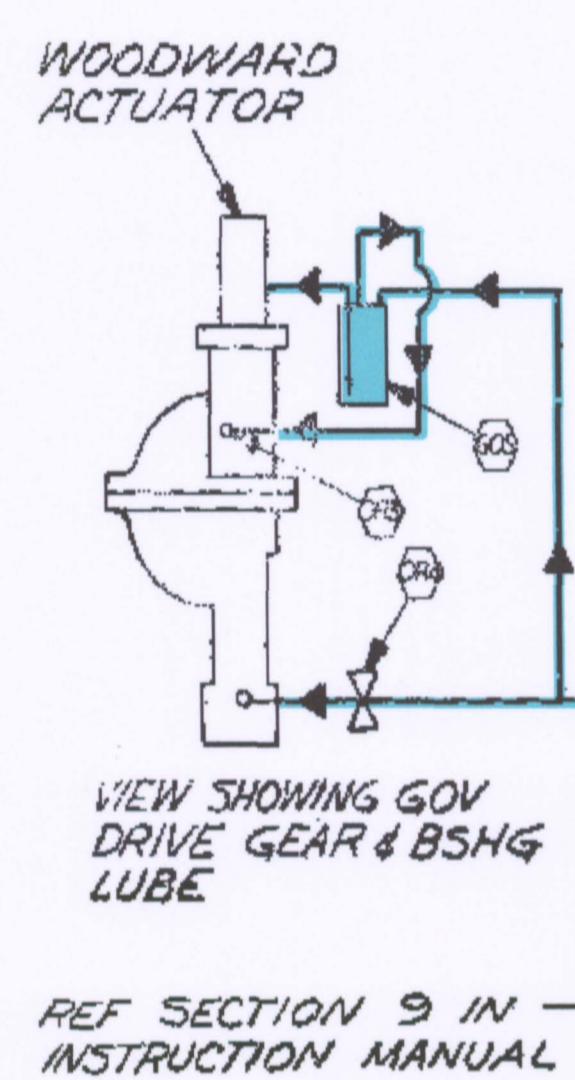
8 7 6 5 4 3 2 1

SYN	REVISION	DESCRIPTION	DATE	APPROVER	ECN
F		REWORKED ON REVISION E AND RELEASED IN REVISION F	2-23-78	[Signature]	78-1983
G	C3	REV-1 FULFILL V/A WAS COMPLETED THE NEW PART	5-12-78	[Signature]	78-2077
H		ADDED 3/8" SSS TO GOVERNOR DRIVE GEAR & BUSHING LUBE	2-7-78	[Signature]	78-3117
J		ADDED TUBE & PIPE SPEC REVISED PARTS LIST SEE MARKED UP PRINT	10-16-78	[Signature]	78-4450



SYM.	QTY	DESCRIPTION
MOP	1	MAIN OIL PUMP
C	1	OIL COOLER
F	1	OIL FILTER - STRAINER
PI	3	PRESS. GAUGE
FI	1	SIGHT FLOW INDICATOR
GOS	1	GOVERNOR OIL SUMP
RV-1	1	RELIEF VALVE
PS-1	1	PRESS. SWITCH-LOW P. ALARM
TS-1,2,3	3	TEMP. SWITCH
DPS	1	DIFF. PRESS. SWITCH
RV-2	1	RELIEF VALVE
TI	3	DIAL THERMOMETER
OR-1	1	LINE ORIFICE - 3/32 DIA. OIL FEED TO GOV. END BRG.
OR-2	1	LINE ORIFICE - 1/16 DIA. OIL FEED TO GOV. END BRG.
OR-3	1	INTERNAL ORIFICE - 1/16 DIA. FEED TO GOV. DRIVE GEARS
OR-4	1	LINE ORIFICE - 3/32 DIA. FEED TO LOWER BUSHINGS
SLG	2	SEE NOTE 7

- NOTES:
- OIL FEED LINES (indicated by solid arrows)
 - OIL DRAIN LINES (indicated by hollow arrows)
 - REFER TO ACCESSORY LIST FOR DETAIL DESCRIPTION OF ITEMS.
 - DRAIN PIPING-TREADED (STL. PIPE, MAL. IRON FITTINGS, SEAMLESS STL. TUBING WITH STL. FITTINGS).
 - PRESS. PIPING-FLANGED AND WELDED.
 - CONTROL PIPING-STN. STL. TUBING WITH CBN, STL. FITTINGS.
 - DELETED
 - SIGHT LEVEL GAUGES LOCATED AT GOV. & CPLG. END BEARING PEDESTALS.
 - FOR OIL PIPING LAYOUT SEE: VPF-3622-528-001, VPF-KA3622-528-002 & VPF-KA3622-528-003.
 - FOR OIL SAMPLE POINT PIPING ISOMETRIC SEE: FSK-S-KA1083B-050-B



- 1" CST-AMS 5050-GR 1010-.109 WALL
- 3/4" CST-AMS 5050-GR 1010-.095 WALL
- 1/2" CST-AMS 5050-GR 1010-.065 WALL
- 3/8" CST-AMS 5050-GR 1010-.049 WALL
- 3/8" SST-ASTM-A-269-.1049 WALL
- 3/4" CSP-ASTM-A-106-GR B-.159 WALL
- 3/8" CSP-ASTM-A-106-GR B-.126 WALL
- 1/2" CSP-ASTM-A-106-GR B-.068 WALL
- 1/4" CSP-ASTM-A-106-GR B-.200 WALL
- 3" CSP-ASTM-A-106-GR B-.216 WALL

ATTACHMENT _____ TO
CN 98/0141 REV _____
PAGE _____ OF _____

THIS CHANGE IS

SAFETY RELATED

NOT RELATED TO NUCLEAR SAFETY

DESIGN CHANGE DRAWING

ER 96/0334-00-01, INC. CN 98/0141	LS				
ER 96/0334-00-01	Rev	SIGN OFF ON FILE			
VENDOR REVISION ON FILE		SIGN OFF ON FILE			
<p>GRAND GULF NUCLEAR STATION UNIT 1 NUCLEAR PLANT ENGINEERING</p> <p>SCHMATIC-OIL PIPING FOR E51-C002 RCIC TURBINE</p> <p>TERRY CORPORATION INGERSOLL-RAND TYPE GS-2N DWG NO. 99042C</p>					
SCALE:	DRAWING NO.	REV.			
NONE	VPF-KA3622-030	B			

COMPONENTS SUBJECT TO AMR
REACTOR CORE ISOLATION
COOLING AMM09

NO.	DATE	DESCRIPTION	BY	ENG	CHK	APP
REVISIONS						
LRA-VPF-KA3622-030						
gka02164.DGN						

DFN: gka02164.dgn

D103