



Enhanced Plutonium Mobility During Long-Term Transport Through an Unsaturated Subsurface Environment

by

D. I. Kaplan

Westinghouse Savannah River Company
Savannah River Site
Aiken, South Carolina 29808

R. A. Fjeld

F. Molz

B. A. Powell

D. I. Demirkanli

Depart. of Environ. Engineering & Science, Clemson
university
SC USA

S. M. Serkiz

Depart. of Environ. Engineering & Science, Clemson
university
SC USA

DOE Contract No. **DE-AC09-96SR18500**

This paper was prepared in connection with work done under the above contract number with the U. S. Department of Energy. By acceptance of this paper, the publisher and/or recipient acknowledges the U. S. Government's right to retain a nonexclusive, royalty-free license in and to any copyright covering this paper, along with the right to reproduce and to authorize others to reproduce all or part of the copyrighted paper.

DISCLAIMER

This report was prepared as an account of work sponsored by an agency of the United States Government. Neither the United States Government nor any agency thereof, nor any of their employees, makes any warranty, express or implied, or assumes any legal liability or responsibility for the accuracy, completeness, or usefulness of any information, apparatus, product or process disclosed, or represents that its use would not infringe privately owned rights. Reference herein to any specific commercial product, process or service by trade name, trademark, manufacturer, or otherwise does not necessarily constitute or imply its endorsement, recommendation, or favoring by the United States Government or any agency thereof. The views and opinions of authors expressed herein do not necessarily state or reflect those of the United States Government or any agency thereof.

This report has been reproduced directly from the best available copy.

Available for sale to the public, in paper, from: U.S. Department of Commerce, National Technical Information Service, 5285 Port Royal Road, Springfield, VA 22161

phone: (800) 553-6847

fax: (703) 605-6900

email: orders@ntis.fedworld.gov

online ordering: <http://www.ntis.gov/help/index.asp>

Available electronically at <http://www.osti.gov/bridge>

Available for a processing fee to U.S. Department of Energy and its contractors, in paper, from: U.S. Department of Energy, Office of Scientific and Technical Information, P.O. Box 62, Oak Ridge, TN 37831-0062

phone: (865) 576-8401

fax: (865) 576-5728

email: reports@adonis.osti.gov

WSRC-MS-2003-00889

Enhanced Plutonium Mobility During Long-Term Transport Through an Unsaturated Subsurface Environment



Daniel I. Kaplan,^{1*} Deniz I. Demirkanli,² Robert A. Fjeld,¹ Fred Molz,¹ Brian A. Powell,¹ Steven M. Serkiz²

ABSTRACT

Plutonium moved more rapidly through vadose zone sediments than previous thought possible. Based on field studies conducted for up to 11 years and supplemental laboratory studies, it was hypothesized that periodic sediment drying caused the very slow release of tightly bound Pu into the mobile aqueous phase, presumably by oxidation of Pu(IV) to the more mobile Pu(V). Of particular interest, was that this release occurred in sediments, that when saturated with groundwater, promoted rapid reduction of Pu to the less mobile form, Pu(IV). Accurate prediction of Pu transport through the vadose zone is important because this region is expected to provide an important buffer between disposed nuclear waste and the biosphere.

TEXT

A large stockpile of nuclear waste generated from the fabrication of defense materials and spent nuclear fuel is, and will be, disposed of in engineered facilities located in the vadose zone, the unsaturated region between the surface soil and the underlying aquifer. The amount of material placed in these facilities is based on risk calculations, which account for the rate various radionuclides migrate through geologic material towards a hypothetical receptor.

Plutonium is a key risk driver amongst the long-lived nuclear waste material being considered for burial. Plutonium solubility and mobility in geologic environments is largely controlled by its oxidation state. In reduced states of +3 or +4, it is several orders of magnitude less soluble and less mobile than in oxidized states, +5 and +6 (1). The pH and Eh of natural environments is such that Pu often exists simultaneously as Pu⁴⁺ and Pu^VO₂⁺, and to a far smaller extent as Pu³⁺ and Pu^{VI}O₂²⁺ (2 - 4). Some Fe(II)-bearing minerals (3, 5), organic matter (5), and natural sediments (6) can reduce Pu from the mobile oxidized forms to the less mobile reduced forms. These findings have prompted the implicate assumption in most risk calculations involving existing and proposed repositories that once Pu is breached from the waste form, Pu^{IV}O₂(s), into the surrounding geologic material, it will remain in a reduced form.

This study was conducted at the Savannah River Site (SRS), Aiken, South Carolina and reports the movement of Pu through sediment lysimeters exposed to natural precipitation over a 2- to 11-yr period. Approximately 1.7 x 10⁷ Bq (3.4 x 10⁻⁵ moles) of aqueous weapons grade Pu was added as Pu^{VI}O₂(NO₃)₂ or Pu^{IV}(NO₃)₄ to filter papers, that were buried 21.6 cm below the sediment surface. The lysimeters consisted of inverted 50-L carboys with their bottoms cut off and were connected to separate leachate collection reservoirs that were periodically sampled for

¹ Westinghouse Savannah River Company, Aiken, South Carolina, 29808

* To whom correspondence should be addressed. E-Mail: daniel.kaplan@srs.gov

² Department of Environmental Engineering & Science, Clemson University, Clemson, South Carolina, 29625

total aqueous Pu concentrations (Figure 1). At the end of the study, total Pu concentrations were measured in 1.25- or 2.5-cm, depth-discrete, sediment samples.

After 2 years of exposure to 245 cm precipitation, the Pu in the Pu(VI) lysimeter had migrated in a somewhat log-normal manner below the source (Figure 2). Pu concentrations above background were detectable as deep as 25-cm. Essentially no Pu was detected in the leachate samples, with only a few scattered samples containing Pu concentration above background levels.

Plutonium migrated appreciably less in the Pu(IV)-amended lysimeter than in the Pu(VI)-amended lysimeter, even though it had been left in the field 9 years longer and had received 1045 cm more precipitation (Figure 3). Plutonium concentrations decreased on average an order-of-magnitude per centimeter for the first 5 cm below the source, an astounding rate of contaminant retardation. Plutonium was detectable at concentrations above background at a depth of 12 cm beneath the source. As was the case with the leachate from the Pu(VI)-amended lysimeter, essentially no Pu was detected in the leachate samples.

In an attempt to understand the important geochemical mechanisms responsible for these two sets of Pu depth profile data, supplemental laboratory studies and reactive transport modeling were conducted. In the first laboratory study, Pu(V) was added to a series of tubes containing similar sediments as used to fill the lysimeters and then the oxidation state of Pu on the sediment was determined (Figure 4) (7). Plutonium(VI) was not used in these studies because earlier studies indicated that it was extremely unstable at typical groundwater pH values and quickly reduced to Pu(IV) and Pu(V), consistent with thermodynamic calculations (*Error! Reference source not found.*). The concentration of Pu(V) decreased over time, coinciding with an increase in Pu(IV). A first-order reduction rate constant of $0.118 \pm 0.007 \text{ hr}^{-1}$ was calculated from the disappearance of Pu(V) from the system. This reduction is thought to be induced by various Fe(II)-bearing minerals commonly identified in these sediments, such as ilmenite (FeTiO_3), biotite ($\text{K}[\text{Mg,Fe}]_3[\text{Al,Fe}]\text{Si}_3\text{O}_{10}[\text{OH,F}]_2$), and magnetite/magnemite ($\text{Fe}^{+2}\text{Fe}^{+3}\text{O}_4/\text{Fe}_2\text{O}_3$) (8).

Another experiment was conducted to determine whether sorbed Pu from the Pu(IV) lysimeter could be desorbed into the aqueous phase under natural oxidative conditions. The sediment sample with the highest Pu concentration from the Pu(IV) lysimeter, the sample that originally held the Pu(IV) source, was agitated in a groundwater slurry under an $\text{Ar}(g)$ (reducing) environment for 14 days to promote Pu(IV) formation as a starting point for the experiment. A portion of this sediment was then exposed to 80 days of biweekly cycling through wet and dry conditions (10), while a second portion of this sediment was left in the Ar environment. The aqueous phase of the wet/dry and Ar treatments were periodically sampled for total Pu concentrations. Plutonium aqueous concentrations in the reduced system remained below detection limit ($<25 \text{ Bq L}^{-1}$) throughout the sampling period (Figure 5). Conversely, aqueous Pu concentrations in the wet/dry-cycled samples increased during the 80 day trial. First-order kinetics with respect to the solid phase Pu concentrations, were modeled for the generalized equation: $\text{Pu}(s) + \text{O}_2 \rightarrow \text{Pu}(aq)$, producing a pseudo first-order rate constant of $1.4 \times 10^{-6} \text{ hr}^{-1}$ (11). This value is 4 to 5 orders-of-magnitude slower than the reduction rates measured in SRS sediments (12) and pure Fe mineral phases (5). Assuming Pu oxidation is responsible for the release of Pu from the sediment, the governing equation responsible for the release of Pu from the sediment can be rewritten as: $\text{Pu}^{+4}(s) + \text{O}_2(aq) + \text{H}_2\text{O} \rightarrow \text{PuO}_2^+(aq) + \text{H}_2\text{O}$.

The sediment Pu concentration profiles in Figure 2 and Figure 3 were modeled using a geochemical transport code (13) that numerically described the key Pu geochemical reactions

observed in these and previous experiments (12). The model assumed all Pu existed in the +4 and +5 oxidation states, the dominant species measured in simulated SRS groundwater (14). In the case of the Pu(VI)-amended lysimeter, the Pu was assumed to rapidly convert to Pu(V) (7). The model included (1) equilibrium partitioning of Pu(IV) and Pu(V) between the aqueous and sorbed phase as defined by pH-dependent, oxidation-state specific distribution coefficients, (2) kinetic reduction and oxidation between Pu(IV) and Pu(V) in the sorbed phase, and (3) steady-state saturated transport.

When only sorption and no oxidation/reduction was assumed to occur in the Pu(VI)-amended lysimeter, the simulation greatly overestimated Pu migration (Simulation 1 in Figure 2). Furthermore, the simulated curve did not capture the shape of the measured results, indicating that the discrepancy was not the result of an inaccurate sorption value (a value based on the data in Figure 4). If the Pu(V/VI) was assumed to rapidly convert to Pu(IV), then the simulation greatly underestimated Pu migration (Simulation 2 in Figure 2). Again, this simulation did not capture the shape of the measured results. A better fit to the data was obtained by using a more moderate reduction rate of $2 \times 10^{-4} \text{ hr}^{-1}$, consistent with previously measured values (5, 12) (Simulation 3, Figure 2). These simulations support the contention that surface enhance reduction of Pu(V/VI) is important and that over the 2-yr duration of this trial, reoxidation of Pu(IV) had limited impact on Pu mobility (Simulation 3 vs. Simulation 4).

For the Pu(IV) amended system, the model greatly underestimated Pu mobility when Pu(IV) was assumed to equilibrate between the aqueous and sediment without any oxidation occurring (Simulation 1 in Figure 3). Conversely, when Pu(IV) was permitted to oxidize very rapidly ($1 \times 10^{-5} \text{ hr}^{-1}$), the model greatly overestimated actual Pu mobility (Simulation 2 in Figure 3). Using the oxidation rate calculated from the data in Figure 5, $1.4 \times 10^{-6} \text{ hr}^{-1}$, a reasonable fit was obtained to the magnitude, and more importantly, to the shape of the data (Simulation 3 in Figure 3).

A deficiency of this study is that it does not provide direct spectroscopic oxidation state information about the Pu on the sediment or in the aqueous phase. Sediment Pu concentrations were generally too low for such analytical techniques as x-ray absorption spectroscopy (XAS) and x-ray photoelectron spectroscopy (XPS) techniques to provide useful information (15). Short of having this type of conformational data, we have developed a working hypothesis to describe the mechanisms controlling Pu transport in this unsaturated system. During transport through the vadose zone, Pu is cycled through the +4 and +5 oxidation states as the redox status of the system changed in response to wetting and drying cycles. In the +4 oxidation state, Pu was largely immobile, with a retardation factor (ratio of the velocity of water divided by the velocity of Pu) more than 2 orders-of-magnitude greater than that for Pu(V). The periodic introduction of oxygenated water by direct rainfall or the diffusion of pore space $\text{O}_2(\text{g})$ into the groundwater, promoted the slow oxidation of Pu to the +5 state. Pu(IV) oxidation may also have resulted from the surface enhanced reaction with MnO_2 (discussed below). In the +5 state, the Pu was much more mobile, but was quickly reduced to the +4 state by surface-enhanced reduction reaction.

Several recent studies have shown that Pu(IV) can be oxidized to Pu(V/VI) by Mn-oxides phases (16 – 19). These minerals have not been detected on SRS sediments, but presumably exist as redoximorphic features in aquic sediments, such as nodules and concretions formed as a result of redox changes. Such features clearly were not evident in the lysimeter sediments; not surprisingly since the sediment is bright red, an indication of a well aerated/oxygenated system. Furthermore, the Mn concentrations in these sediments were moderately low, 630 mg kg^{-1} , and

existed primarily as adsorbed species and sediment coatings comprised of Fe/Al/Mn-oxyhydroxide solid solutions. Although surface enhanced oxidation by Mn can not be totally ruled out, it is our opinion that its role, if any, is appreciably less than that of O₂ diffusion.

Mobile colloids have also been shown to enhance Pu mobility (20 – 22). It is possible that a very small fraction of the mobile Pu moved with colloids, but this small fraction would not be detectable by the non-concentrating leachate sampling techniques used in this study. As mentioned above, essentially no Pu was detected in the leachate samples, either in the aqueous or colloidal form. Furthermore, mobile colloids could not be responsible for the Pu depth profile data; colloid-facilitated transport would manifest itself as a second Pu concentration peak in this type of data.

It is important to note that these simulations did not explicitly model the changing moisture conditions in the sediment during the 2 or 11 years scenarios, the data needed to conduct such modeling are not available. Instead, it assumed a steady state saturated flow conditions, a hydrological assumption that contradicts the proposed chemical model of how O₂(g) may diffuse in the aqueous/solid system. This simplification was introduced because data are not available to fully parameterize a non-steady state, unsaturated flow transport model and to maintain parsimony.

The transitory transport involving the proposed cycling of Pu +4 and +5 has not been previously reported because of a number of unique attributes of this data set. First, its long duration permitted this slow phenomenon to manifest itself in a measurable manner. Even the study conducted for 2 yr (Figure 2), was not sufficiently long to discern differences between simulations run with oxidation (Simulation 4) and without oxidation (Simulation 3) of Pu(IV). Previous laboratory Pu transport studies have been conducted over time periods of days to weeks (12, 17), certainly not long enough to discern a reaction with a rate in the order of 10⁻⁷ hr⁻¹. Secondly, oxidation state of the starting material was well characterized as compared to previous long-term field studies where the Pu was placed with other waste materials and in unknown oxidation states (20 – 22). Finally, essentially all Pu (geo)chemistry studies involving oxidation state have been conducted under constant saturated condition (3, 5). Such studies provide needed controls to permit mechanistic understanding of Pu geochemistry, but are not designed to provide insight into transitory processes, such as fluctuating water saturation or redox status.

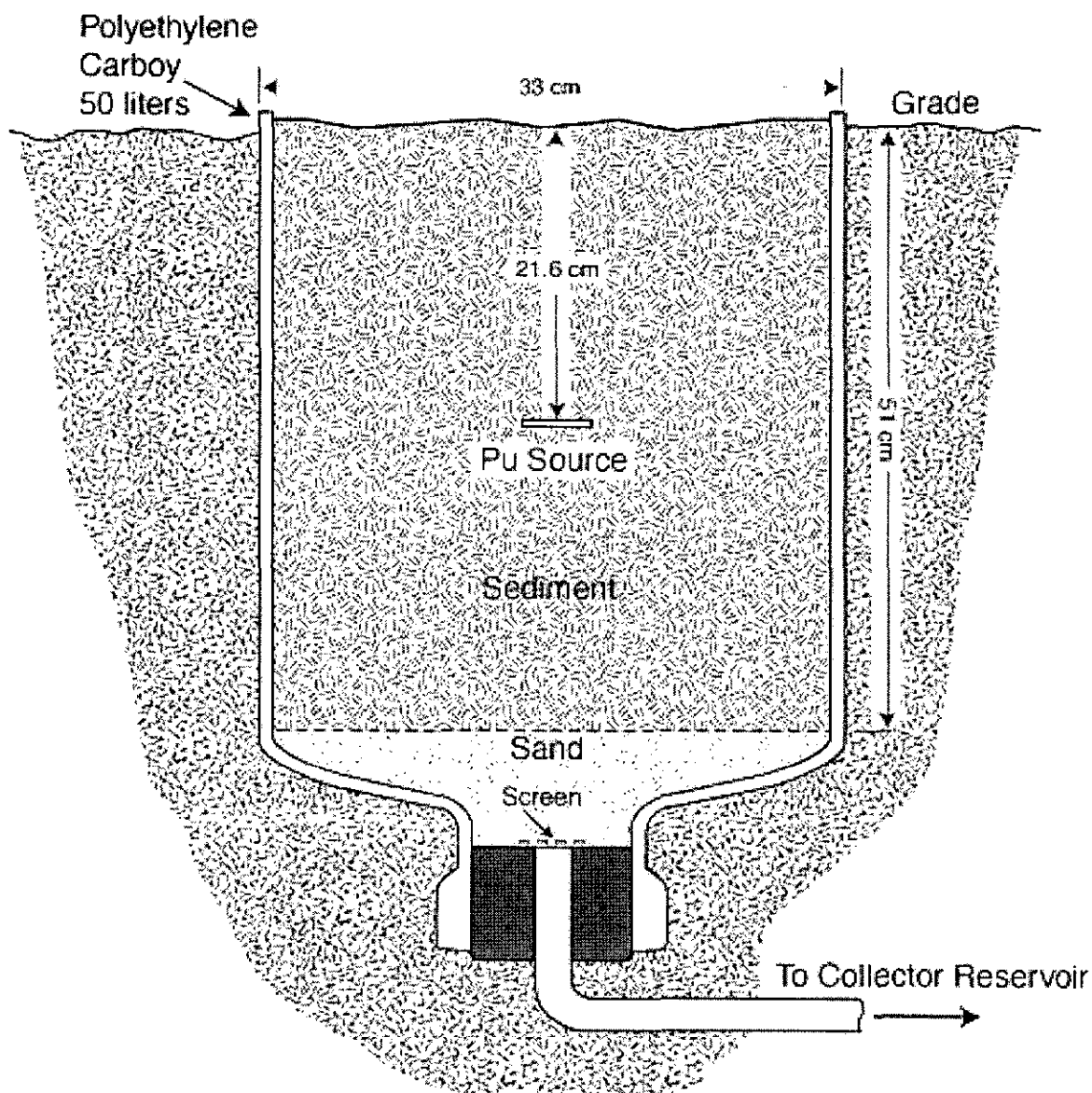
This study showed that Pu(V) reduction can occur not only in pure mineral isolates, but also in naturally occurring sediments. It also showed that natural oxidation processes, approximated by biweekly wet/dry cycles, can promote Pu desorption, presumably by oxidation of Pu(IV). Especially important is that the Pu oxidation was induced in a sediment that under saturated conditions promoted Pu(V) reduction. Transport modeling supported the contention that Pu oxidation occurred in the lysimeter system; the inclusion of an oxidation term in simulations produced curves that captured the shape of the sediment Pu concentration data. The vadose zone is expected to provide an important buffer between disposed nuclear waste and the biosphere. For example, the vadose zones at the SRS and Hanford Site are expected to account for >95% of the Pu residence time as it travels between disposal sites and hypothetical receptors (23, 24). Transport models that take into account only sorption and solubility may therefore underestimate the extent Pu migrates through the subsurface.

References and Notes

1. D. Rai, *Radiochimica Acta* **35**, 97 (1984).

2. D. M. Nelson, M. B. Lovett, *Nature* **236**, 599 (1978).
3. K. A. Orlandini, W. R. Penrose, D. M. Nelson, *Mar. Chem.* **18**, 49 (1986).
4. W. L. Keeney-Kennicutt, J. W. Morse, *Geochim. Cosmochim.* **49**, 2577 (1985).
5. L. Sanchez, J. W. Murray, T. H. Sibley, *Geochim. Cosmochim.* **49**, 2297 (1985).
6. W. R. Penrose, D. N. Metta, J. M. Hylko, L. A. Rinckel, *J. Environ. Radioactivity* **5**, 169, (1987).
7. A $^{239}\text{Pu(V)}$ spike was added to $24,300 \pm 400\text{mg L}^{-1}$ suspensions of SRS control lysimeter soil in 0.02M NaCl to yield a final plutonium concentration of $1.6 \times 10^{-8}\text{M Pu(V)}$. As a function of time, the oxidation state of the Pu on the sediment was determined by the method of Morgenstern and Choppin (A. Morgenstern, G. R. Choppin, *Radiochim. Acta.* **90**, 69 (2002)). This method involves desorbing Pu from the sediment and then applying ultrafiltration/ solvent extraction techniques to determine Pu oxidation states: thenoyl-trifluoroacetone (TTA) and di-(2-ethylhexyl)phosphoric (HDEHP). Results from control and oxidation state analog samples are presented as Supplemental Online Material.
8. Aqueous Pu(VI) was unstable in slightly acidic solutions, similar to SRS groundwater, without the presence of an oxidant or complexant. Low concentrations of Pu(VI) solutions prepared in 1.0M HNO_3 and 10^{-3}M KMnO_4 had reduced to $>90\%$ Pu(V) within two days following dilution in 0.02M NaCl to pH 5.
9. M. Denham, J. R. Kastner, K. M. Jerome, J. Santo Domingo, B. B. Looney, M. M. Franck, J. V. Noonkester, "Effects of Fenton's Reagent on aquifer geochemistry and microbiology at the A/M Area, Savannah River Site" (WSRC-TR-99-00428, Westinghouse Savannah River Company, Aiken, SC, 1999).
10. A 15-g aliquot of sediment was taken from an Ar (reducing) environment and placed on the top section of a disposable $0.22\text{-}\mu\text{m}$ filtration assembly unit located on a laboratory bench top, an oxidizing environment. The sediment was cycled through two wet/dry cycles per week. During the wet cycle, ~ 1 cm uncontaminated, air-sparged, SRS ground water (25-mL) covered the sediment for 1 day. The water was then vacuum filtered through the sediment, and the sediment was permitted to air dry for 2 to 3 days, being completely air dried for at least one day. The air-dried sediment sample contained $\sim 5.9\%$ moisture, as determined gravimetrically by drying at 105°C . pH and Eh was measured in the sediment slurry during the wet cycle and Pu concentrations were measured in the filtrate at the end of the wet cycle.
11. The first order with respect to solid phase Pu concentrations rate generated from the data in Figure 5 was corrected for adsorption assuming the appropriate K_d taken from Figure 4). This is not a well controlled experiment for quantifying kinetic terms because both moisture and $\text{O}_2(\text{aq})$ concentrations varied in an uncontrolled manner through out the experiment. The good agreement between the pseudo-first order rate value generated from the wet/dry-cycling study and the reactive transport modeling were unexpected. One explanation for the good agreement between these two independent methods of estimating the Pu(IV) oxidation rate is that the laboratory technique captured most of the important chemical and hydrodynamic processes. Attempts to more rigorously control moisture and $\text{O}_2(\text{aq})$ concentrations though studies in which air was sparged into a sediment slurry, resulted in a rapid decline in aqueous Pu concentrations as a function of time. We believe the introduced oxygen promoted a microbial bloom, which adsorbed Pu from the aqueous phase.

12. R. A. Fjeld, S. M. Serkiz, P. L. McGinnis, A. Elci, D. I. Kaplan, *J. Contam. Hydrol.* (in press) (2004).
13. Provide description of transport code and reference to more detailed information in Supporting Online Material.
14. Aqueous Pu oxidation state distribution in an SRS sediment and simulated groundwater system ~3 hours after spiked with Pu(V) was: at pH 3, $1 \pm 1\%$ Pu(III), $1 \pm 1\%$ Pu(IV), $82 \pm 5\%$ Pu(V), and $17 \pm 4\%$ Pu(VI); and at pH 5 $0 \pm 1\%$ Pu(III), $1 \pm 1\%$ Pu(IV), $93 \pm 2\%$ Pu(V), and $5 \pm 1\%$ Pu(VI). Analyses were conducted by the thenoyltrifluoroacetone (TTA)/di(2-ethylhexyl)orthophosphoric acid (HDEHP) extraction techniques (M. P. Neu, D. C. Hoffman, K. E. Roberts, H. Nitsche, R. J. Silva, *Radiochim. Acta*, **66**, 265 (1994)). Insufficient aqueous Pu existed in systems spiked with Pu(IV) to measured Pu oxidation state distributions. Importantly, these reflect the aqueous phase and not the solid phase or total Pu oxidation state distribution.
15. To provide solid phase Pu oxidation state data at low Pu concentrations for interpreting this data, we are working on a selective sediment extraction technique (modification of method in Morgenstern and Choppin (19), coupled with an established selective aqueous phase extraction technique for Pu oxidation state analyses of the liquid extracts (M. P. Neu, D. C. Hoffman, K. E. Roberts, H. Nitsche, R. J. Silva, *Radiochim. Acta* **66**, 265 (1994)). Early results from this methods development have been presented: B. A. Powell, R. A. Fjeld, D. I. Kaplan, J. T. Coates, *Plutonium(VI) Reduction on Synthetic Hematite ($\alpha\text{-Fe}_2\text{O}_3$) and Magnetite (Fe_3O_4)*, American Chemical Society's 226th National Meeting, New York, NY, 7 – 11 September 2003.
16. M. C. Duff, D. B. Hunter, I. R. Triay, P. M. Bertsch, D. T. Reed, S. R. Sutton, G. Shea-McCarthy, J. Kitten, P. Eng, S. J. Chipera, D. T. Vaniman, *Environ. Sci. Tech.* **33**, 2163-2169 (1999).
17. M. P. Neu, "Final report, Environmental Management Science Program, Plutonium speciation, solubilization, and migration in soils" (E-ST: 2001-108, Los Alamos National Laboratory, Los Alamos, NM, 2001).
18. D. A. Shaughnessy, J. Nitsche, C. H. Booth, D. K. Shuh, G. A. Waychunas, R. E. Wilson, G. Gill, K. J. Cantrell, R. J. Serne, *Environ. Sci. Technol.* **37**, 3367 (2003).
19. A. Morgenstern, G. R. Choppin, *Radiochim. Acta* **90**, 69 (2002).
20. W. R. Penrose, W. L. Polzer, E. H. Essington, D. M. Nelson, K. A. Orlandini, *Environ. Sci. Technol.* **24**, 228 (1990).
21. D. I. Kaplan, P. M. Bertsch, D. C. Adriano, K. A. Orlandini, *Radiochimica Acta* **66/67**, 181 (1994).
22. B. Kersting, D. W. Efurud, D. L. Finnegan, D. J. Rokop, D. K. Smith, J. L. Thompson, *Nature* **397**, 56 (1999)
23. F. M. Mann, "Hanford Immobilized Low-Activity Tank Waste Performance Assessment" (DOE/RL-97-69, U.S. Department of Energy, Richland WA, 1998).
24. L. McDowell-Boyer, A. D. Yu, J. R. Cook, E. L. Wilhite, H. Homes-Burns, K. E. Young, "Radiological performance assessment for the E-area low-level waste facility" (WSRC-RP-94-218, Westinghouse Savannah River Company, Aiken, SC, 2000).
25. Work at Westinghouse Savannah River Company (WSRC) was performed under the auspices of the U.S. Department of Energy (DOE) contract DE-AC09-96SR18500. This project was supported by DOE's EMSP program, and WSRC's Mini-Sabbatical Program.



OSR02652A
Landry

Figure 1. Schematic of Savannah River Site lysimeters. Source consisted of Pu(IV) or Pu(VI) added as a liquid to filter paper and then sandwiched between two clean filter papers. Lysimeters were left exposed to natural precipitation for 2 or 11 years.

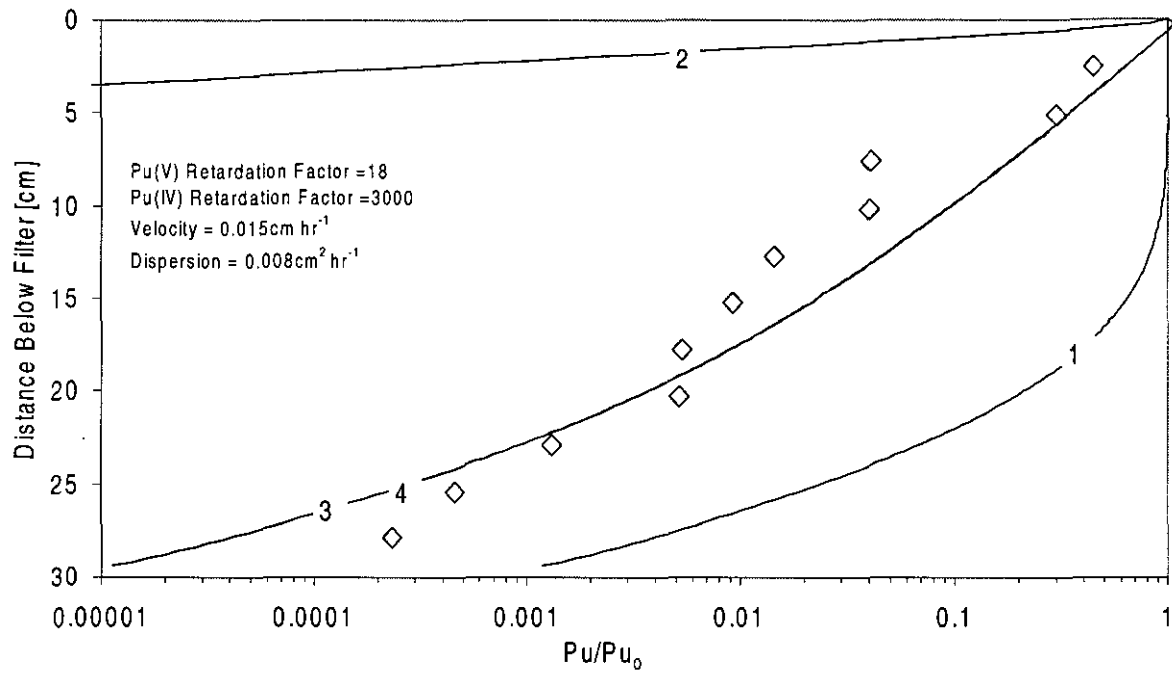


Figure 2. Normalized total Pu sediment concentrations (Pu/Pu_0) in the $Pu^{VI}O_2(NO_3)_2$ -amended lysimeter. Simulation input values (k_o and k_r are the first-order rate constants for Pu(IV) oxidation and Pu(V/VI) reduction, respectively): (1) $k_o = 0 \text{ hr}^{-1}$, $k_r = 0 \text{ hr}^{-1}$; (2) $k_o = 1e-5 \text{ hr}^{-1}$, $k_r = 0 \text{ hr}^{-1}$; (3) $k_o = 0 \text{ hr}^{-1}$, $k_r = 2.0e-4 \text{ hr}^{-1}$; and (4) $k_o = 1.0e-6 \text{ hr}^{-1}$, $k_r = 2.0e-4 \text{ hr}^{-1}$.

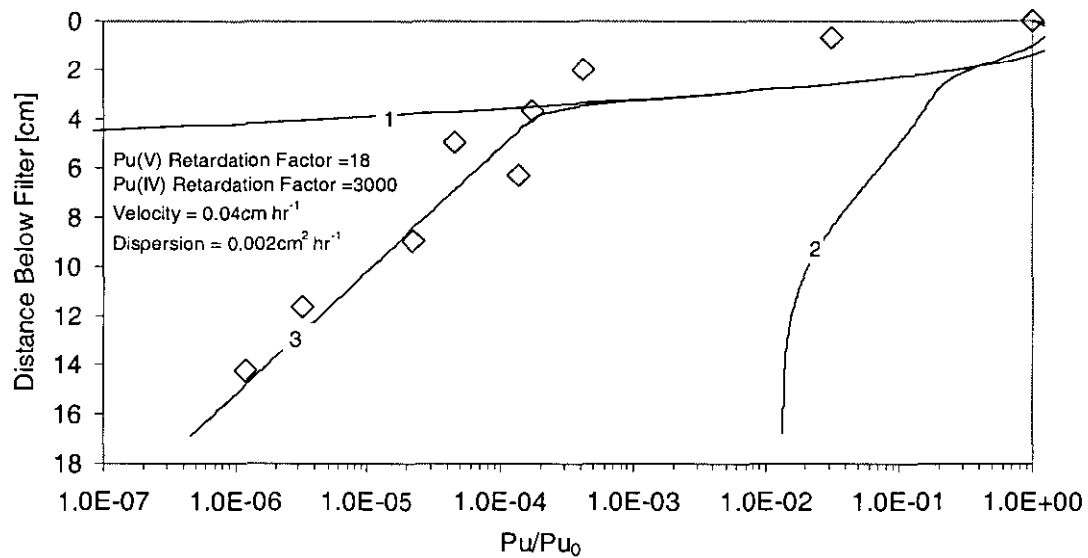


Figure 3. Normalized total Pu sediment concentrations (Pu/Pu_0) in the $Pu^{IV}(NO_3)_4$ -amended lysimeter. Simulation input values (k_o and k_r are the first-order rate constants for Pu(IV) oxidation and Pu(V/VI) reduction, respectively): (1) $k_o = 0 \text{ hr}^{-1}$, $k_r = 0 \text{ hr}^{-1}$; (2) $k_o = 1e-5 \text{ hr}^{-1}$, $k_r = 0 \text{ hr}^{-1}$; (7) $k_o = 1e-8 \text{ hr}^{-1}$, $k_r = 1.2e-3 \text{ hr}^{-1}$.

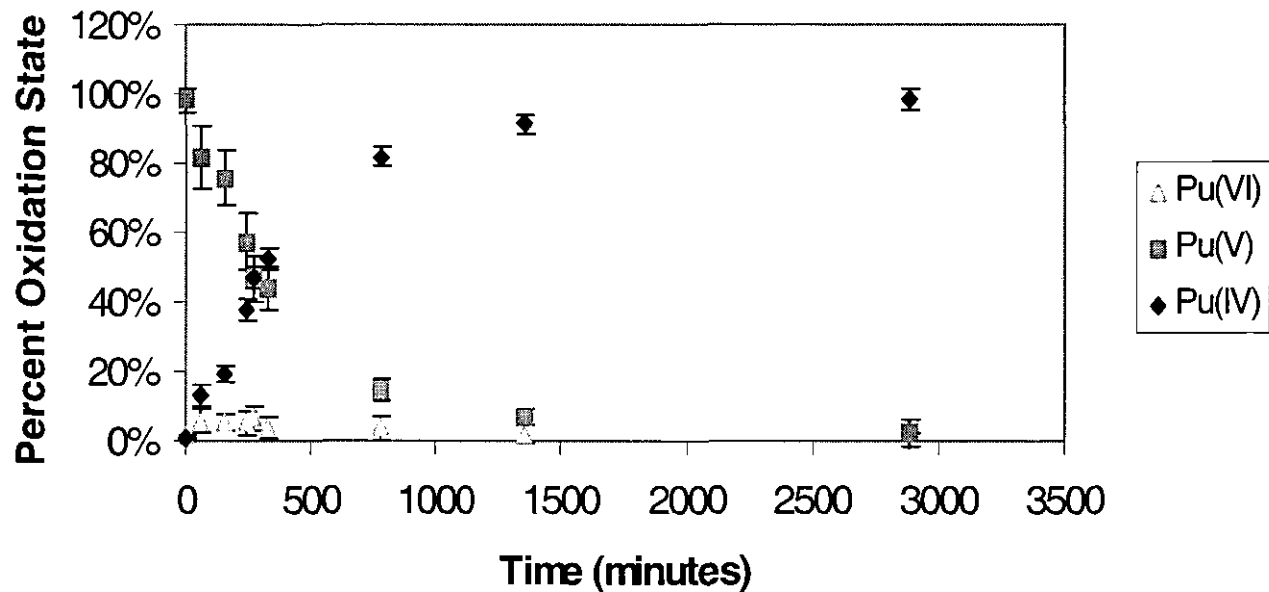


Figure 4. Oxidation state of sediment Pu following aqueous Pu(V) addition to an SRS Lysimeter Sediment suspension (suspended solids = 25,000mg L⁻¹; background electrolyte = 0.02M NaCl; mean and standard deviation of 2 replicates).

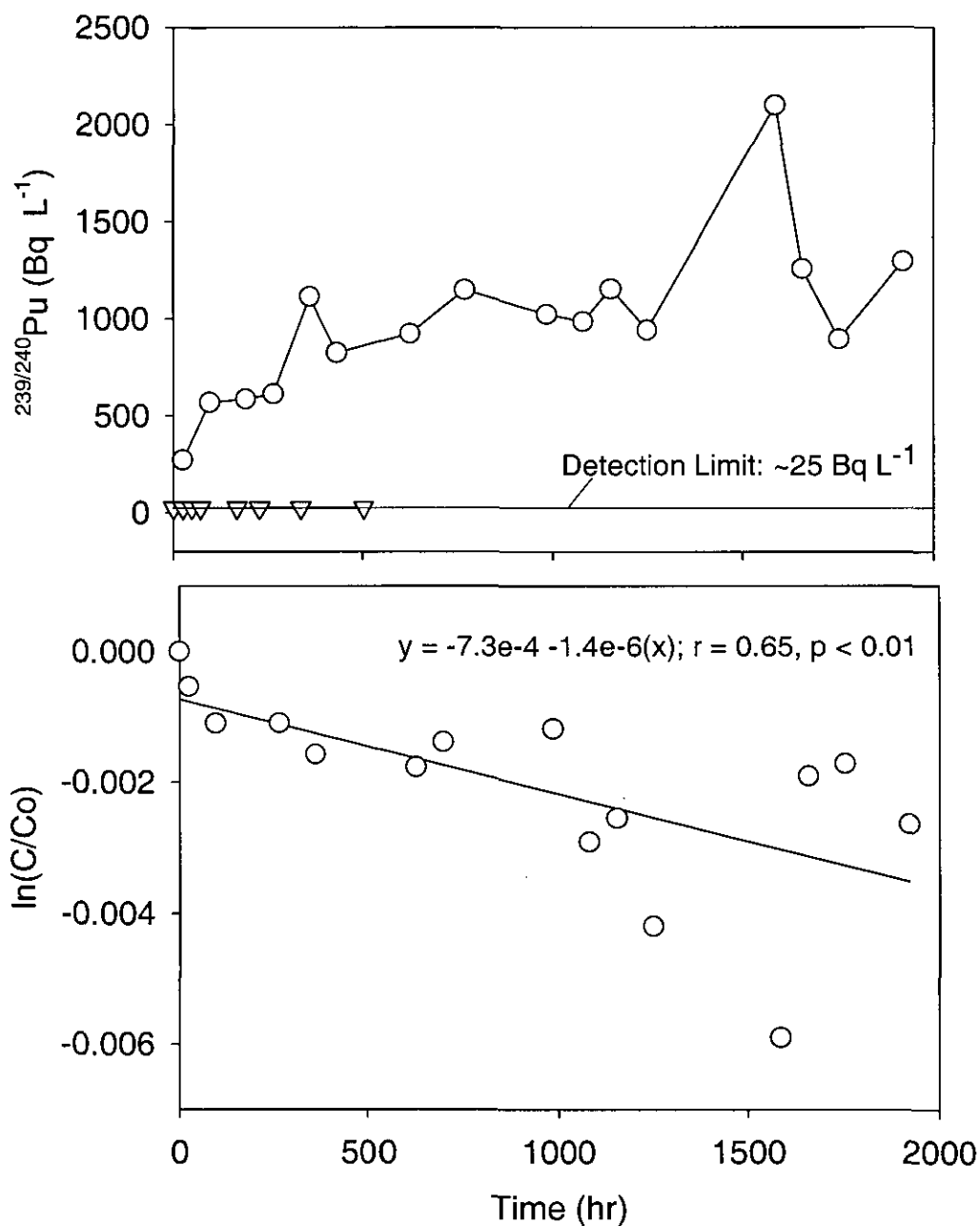


Figure 5. Top: Pu sediment desorption under oxidized (○) and reducing (▽) conditions from lysimeter containing $\text{Pu}^{\text{IV}}(\text{NO}_3)_4$. Under reducing conditions (Ar environment; Eh (SHE) = $323 \pm 7\text{mV}$, pH = 7.2 ± 0.2), no Pu was detected in the aqueous phase. Under oxidizing conditions (sample placed through biweekly dry-wet cycling; Eh (SHE) generally cycled from 430 to 380 mV and pH from 6.2 to 6.5), aqueous Pu concentrations increased over time. Bottom: Pseudo-first order kinetics with respect to Pu on the solid phase; rate constant of $1.4 \times 10^{-6} \text{hr}^{-1}$.

DOE Contact Howard Payne ⁰⁰²

OSR 14-357# (Rev 8-10-2001)

Westinghouse Savannah River Company Document Approval Sheet

Document No.
WSRC-MS-2003-00889

Title
Enhanced Plutonium Mobility During Long-Term Transport Through an Unsaturated

Requested Approval Date
Jan 27, 2004

Primary Author/Contact D. I. Kaplan	Location 773-43A	Phone No. 5-2363	Position	User ID B7026
--	---------------------	---------------------	----------	------------------

Organization Code L3230	Organization (No Abbreviations) Waste Processing Technology
----------------------------	--

Other Authors
Demirkanli, D. I., Fjeld, R. A., Molz, F., Powell, B. A., Serkiz, S.M.

Key Words (list 3)
Pu lysimeter, Mobility, Plutonium

Has an invention disclosure, patent application or copyright application been submitted related to this information? Yes No If yes, date submitted _____

Disclosure No. (If Known) _____ Title _____

If no, do you intend to submit one? Yes No If yes, projected date _____

Information Product Description

Technical Report
 Semiannual Annual Final Topical Other _____

Administrative Report
 Semiannual Annual Final Topical Other _____

Videotape/Multimedia

External Web Page URL _____

Brochure/Booklet

Procedure/User Guide

Drawing

Software Package (for submission to ESTSC)

Journal Article Journal Name Science

Book/Book Chapter Book Name _____

Conference Submission*
 Abstract Conf. Paper Conf. Proceeding
 Slides/poster/display Other _____

*Conference Title _____

*Conference Location (City, State, Country) _____

*Conference Dates _____ m/d/y thru _____ m/d/y

*Conference Sponsor _____

References

Approved for Release/Publicly Available Included as Attachment(s) Routing Concurrently Other _____ STI Concurrence WCF

I understand that for the information in this material to be given external distribution, approvals by both WSRC and, as appropriate, DOE-SR are required. Distribution (verbally or published) must be in accordance with policies set forth in WSRC management requirements and procedures (MRP 3.25) and in DOE-SR orders, and the content of the external distribution must be limited to that actually approved.

D. I. Kaplan
Author's Name (Print)

[Signature]
Author's Signature

12/16/03
Date

Approvals by Author's Organization

Derivative Classifier <u>WCF</u>	Classification <u>U</u>	Topic <u>Plutonium Mobility</u>
Intended Distribution <input checked="" type="checkbox"/> Unlimited (release to public) <input type="checkbox"/> Limited (see explanation)	Explanation for Limited Dist. <input type="checkbox"/> Site Use Only <input type="checkbox"/> Corporate/University Partner <input type="checkbox"/> Other DOE facility(ies) only <input type="checkbox"/> Other _____	

I understand and have considered whether any potential intellectual property rights (patents, copyrights, etc., in accordance with MP 1.09 and MRP 1.07) or any contractual barriers (CRADAs, Work for Others, etc.) may be involved before authorizing that this document be proposed for public release. If any concerns were identified, these have been discussed and resolved with General Counsel.

B. T. Butcher
Manager's Name (Print)

[Signature]
Manager's Signature

12/16/03
Date

WSRC Classification Office Reviews **WSRC Classification Officer/Analyst**

Classification/EC/OPSEC <input type="checkbox"/> Overall <input type="checkbox"/> S <input type="checkbox"/> C <input type="checkbox"/> UCN <input checked="" type="checkbox"/> U <input type="checkbox"/> Title <input type="checkbox"/> S <input type="checkbox"/> C <input type="checkbox"/> UCN <input checked="" type="checkbox"/> U <input type="checkbox"/> Export Control Concerns <input type="checkbox"/> Yes <input checked="" type="checkbox"/> No <input type="checkbox"/> OPSEC Concerns <input type="checkbox"/> Yes <input checked="" type="checkbox"/> No	Name _____ Signature <u>[Signature]</u> Comments <u>12/17/03</u> THIS DOCUMENT HAS NO INFORMATION SECURITY CONCERNS. R.L. SHANKLE - DC, OPSEC, ECO LEAD, WSRC INFORMATION SECURITY GROUP
--	---

Export Control Review (If different than above) **OPSEC Review (If different than above)**

Name _____	Name _____
Signature _____	Signature _____
Date _____	Date _____

Computer Security

Signature NA Date _____

STI Program Use Only

OSTI Subj. Category No. 54 Routing EC/OPSEC/CLASS/DOE/OCT



Gregg Layne

To: STI@SRS
cc:
Subject: Fw: WSRC-MS-2003-00889

12/30/2003 10:07 AM

CI Approved.

Gregg Layne
CI Officer
OCI-SRS
(803) 725-9635

----- Forwarded by Gregg Layne/DOE/Srs on 12/30/2003 10:07 AM -----

STI
Sent by: Catherine
Witker

To: Office of Counterintelligence@Srs
cc:
Subject: WSRC-MS-2003-00889

12/29/2003 02:51 PM

For STI review. Click here to review document  and then **FORWARD** back to **STI @ Srs**.

Thank you.

Scientific and Technical Information
703-43A

Westinghouse
Savannah River Company
Aiken, SC 29808



RECEIVED

wsrc-ms-2003-00889
D&IS-2003-03024

December 28, 2003

Ms. W. F. Perrin, Technical Information Officer
U. S. Department of Energy - Savannah River Operations Office

Dear Ms. Perrin:

REQUEST FOR APPROVAL TO RELEASE SCIENTIFIC/TECHNICAL INFORMATION

The attached document is submitted for classification and technical approvals for the purpose of external release. Please complete Part II of this letter and return the letter to the undersigned by 1/27/2004. The document has been reviewed for classification and export control by a WSRC Classification staff member and has been determined to be Unclassified.


Jeanette Brooks, WSRC Management Information Programs Manager

I. DETAILS OF REQUEST FOR RELEASE

Document Number: wsrc-ms-2003-00889

Author's Name: D. I. Kaplan

Location: 778-42A

Phone 5-2383

Department: Waste Processing Technology

Document Title: Enhanced Plutonium Mobility During Long-Term Transport Through an Unsaturated Subsurface Environment

Presentation/Publication:
Meeting/Journal:

Location:
Meeting Date:

*OSTI Reportable journal article - Science
DOE contacts Howard Pope*

II. DOE-SR ACTION

Date Received by TIO 12/31/2003

- Approved for Release
- Approved Upon Completion of Changes
- Approved with Remarks
- Not Approved
- Revise and Resubmit to DOE-SR

Remarks: So long as release is not precluded by the latest
review criteria including computer security.


W. F. Perrin, Technical Information Officer, DOE-SR

1/23/04
Date

THE WSRC TEAM
Westinghouse Savannah River Company LLC • Bechtel Savannah River, Inc. • BNFL Savannah River Corporation
BWXT Savannah River Company • CH2 Savannah River Company • Polstar Savannah River Company

US DEPARTMENT OF ENERGY
ANNOUNCEMENT OF U. S. DEPARTMENT OF ENERGY (DOE)
SCIENTIFIC AND TECHNICAL INFORMATION (STI)

RECORD STATUS (select one):

X... New Revised Data Revised STI Product

Part I: STI PRODUCT DESCRIPTION

A. STI PRODUCT TYPE (select one)

..... 1. **Technical Report**

a. Type: Topical Semiannual Annual Final Other (specify)
b. Reporting Period (mm/dd/yyyy) thru

..... 2. **Conference**

a. Product Type: Conference Proceedings Conference Paper or Other (abstracts, excerpts, etc.) ____
b. Conference Information (title, location, dates) _____

..... 3. **Software Manual** (The actual software package should be made available simultaneously. Follow instructions provided with ESTSC F 1 and ESTSC F 2.)

X... 4. **Journal Article**

a. Type: Announcement citation only ____ Preprint ____ Postprint
b. Journal Name Science.....
c. Volume _____ d. Issue _____ e. Serial Identifier (e.g., ISSN or CODEN) _____

..... 5. **S&T Accomplishment Report**

..... 6. **Book**

..... 7. **Patent Application**

a. Date Filed (mm/dd/yyyy) ____/____/____
b. Date Priority (mm/dd/yyyy) ____/____/____
c. Patent Assignee _____

..... 8. **Thesis/Dissertation**

B. STI PRODUCT TITLE Enhanced Plutonium Mobility During Long-Term Transport Through an Unsaturated Subsurface.....

C. AUTHOR(s) D. I. Kaplan.....
E-mail Address(es): _____

D. STI PRODUCT IDENTIFIER

____ 1. Report Number(s) WSRC-MS-2003-00889.....
____ 2. DOE Contract Number(s) DE-AC09-96SR18500.....
____ 3. R&D Project ID(s) _____
____ 4. Other Identifying Number(s) _____

E. ORIGINATING RESEARCH ORGANIZATION Savannah River Site

F. DATE OF PUBLICATION (mm/dd/yyyy) 1/23/2004.....

G. LANGUAGE (if non-English) English

(Grantees and Awardees: Skip to Description/Abstract section at the end of Part I)

H. SPONSORING ORGANIZATION _____

I. PUBLISHER NAME AND LOCATION (if other than research organization) _____

Availability (refer requests to [if applicable])

J. SUBJECT CATEGORIES (list primary one first) 54.....
Keywords enhanced plutonium, aqueous phase, vadose zone, plutonium lysimeter.....

K. DESCRIPTION/ABSTRACT

Plutonium moved more rapidly through vadose zone sediments than previous thought possible. Based on field studies conducted for up to 11 years and supplemental laboratory studies, it was hypothesized that periodic sediment drying caused the very slow release of tightly bound Pu into the mobile aqueous phase, presumably by oxidation of Pu(IV) to the more mobile Pu(V). Of particular interest, was that this release occurred in sediments, that when saturated with groundwater, promoted rapid reduction of Pu to the less mobile form, Pu(IV). Accurate prediction of Pu transport through the vadose zone is important because this region is expected to provide an important buffer between disposed nuclear waste and the biosphere.

US DEPARTMENT OF ENERGY
ANNOUNCEMENT OF U. S. DEPARTMENT OF ENERGY (DOE)
SCIENTIFIC AND TECHNICAL INFORMATION (STI)

DOE F 241.1 (p. 2 of 2)

Part II: STI PRODUCT MEDIA/FORMAT and LOCATION/TRANSMISSION

A. MEDIA/FORMAT INFORMATION

1. Medium of STI product is: Paper Electronic document Computer medium Audiovisual material
2. Size of STI product _____
3. File format:
 - a. If electronic document is posted at site, indicate: html pdfn sgml xml
 - b. If electronic document is transmitted to OSTI, indicate: html pdfn pdfi msword
____ TIFFG4 ____ WP—indicate Version (5.0 or greater) _____ platform/operating system _____
____ MS Word—indicate Version (5.0 or greater) _____ platform/operating system _____ Postscript
4. If computer medium or audiovisual material:
 - a. Quantity/type (specify) _____
 - b. Machine compatibility (specify) _____ c. Sound: ____ (yes) d. Color ____ (yes) e. Tables/Graphics ____ (yes)
 - f. Other information about product format a user needs to know: _____

B. LOCATION/TRANSMISSION INFORMATION

1. STI Product is available at site: Unique URL (of specific STI Product) <http://sti.srs.gov/fulltext/ms2003889/ms2003889.pdf>
2. STI Product is being transmitted to OSTI: _____
 - a. ____ Electronically via FTP
 - b. ____ Via Mail or shipment (e.g., Federal Express) (Paper products, electronic documents on CD-ROM, diskettes, videocassettes, etc.)
3. Information Product Filename (of transmitted electronic format)

C. ADDITIONAL INFORMATION (concerning media/format or location/transmission; for OSTI internal use only): _____

(Grantees and Awardees: Skip to Contact section at the end of Part III)

Part III: STI PRODUCT REVIEW? RELEASE INFORMATION

A. ACCESS LIMITATION

1. Unlimited Announcement (available to U.S. and non-U.S. public)
- 2. OpenNet (use OpenNet guidance for below):
- | | |
|---|------------------------------------|
| a. If additional source other than making it available through NTIS: | e. OpenNet Document Type _____ |
| (1) Accession Number _____ | f. OpenNet Document Keywords _____ |
| (2) Document Location _____ | |
| b. Field Office Acronym _____ | |
| c. Declassification date (mm/dd/yyyy) ____/____/____ | g. OpenNet Addressee _____ |
| d. Declassification Status:
____ Declassified ____ Sanitized ____ Never classified | |
- 3. U.S. Dissemination Only
- 4. Copyrighted material; Are there any restrictions based on copyright? ____ yes ____ no. If yes, list the restrictions _____
- 5. Small Business Innovation Research (SBIR) Release date (mm/dd/yyyy)
- 6. Small Business Technology Transfer (STTR) Release date (mm/dd/yyyy)
- 7. Proprietary/Trade Secret
- 8. Patent Pending
- 9. Protected data ____ CRADA ____ Other (specify) _____ Release date (mm/dd/yyyy)
- 10. Official Use Only (OUO)
- 11. Program-Directed Special Handling (specify) _____
- 12. Export Control/ITAR/EAR
- 13. Unclassified Controlled Nuclear Information (UCNI) _____
- 14. Classified Classification Level/Category of:
 - a. This form U.....
 - b. The STI Product Unclassified.....
- 15. Other information relevant to access (specify; for OSTI internal use only) _____

B. OTHER (information useful to include in published announcement record which is not suited for any other field on this form)

C. CONTACT AND RELEASING OFFICIAL

1. Contact (if appropriate, the organization or site contact to include in published citations who would receive any external questions about the content of the STI Product or the research information contained therein)

Name and/or Position Jeanette Brooks, Manager, WSRC Management Information Programs
E-mail _____ Phone (803) 725-2500
Organization Westinghouse Savannah River Company

2. Releasing Official I verify that all necessary reviews have been completed (e.g. Patent, Copyright, ECI, UCNI, etc.)
Released by (name) Jeanette Brooks Date (mm/dd/yyyy) 1/23/2004..... (803) 725-2500
E-Mail _____ Phone _____