

**AEC DISTRIBUTION FOR PART 50 DOCKET MATERIAL**  
(TEMPORARY FORM)

CONTROL NO: 6152

FILE ENVIRO

FROM: Northern States Power Company Minneapolis, Minnesota 55401 E. C. Ward	DATE OF DOC: 11-7-72	DATE REC'D 11-9-72	LTR x	MEMO	RPT	OTHER
TO: D. J. Skovholt	ORIG 3 signed	CC	OTHER	SENT AEC PDR X SENT LOCAL PDR X		
CLASS: <u>U</u> PROP INFO	INPUT	NO CYS REC'D 3	DOCKET NO: 50-263			

DESCRIPTION: Ltr trans the following:

ENCLOSURES: Addl Info, notarized 11-7-72 consisting of Mississippi River Flow and Temperature Data.

**ACKNOWLEDGED DO NOT REMOVE**

PLANT NAMES: Monticello Nuclear Generating Plant. (3 Orig & 40 cys rec'd)

FOR ACTION/INFORMATION 11-9-72 fod

BUTLER(L) W/ Copies	SCHWENGER(L) W/ Copies	SCHEMEL(L) W/ Copies	KNIGHTON(E) W/ Copies
CLARK(L) W/ Copies	STOLZ(L) W/ Copies	ZIEMANN(L) W/ Copies	YOUNGBLOOD(E) W/ 2 Copies
GOLLER(L) W/ Copies	VASSALLO(L) W/ Copies	CHITWOOD(FM) W/ Copies	REGAN(E) W/ Copies
KNIEL(L) W/ Copies	H. DENTON W/ Copies	DICKER(E) W/ Copies	

INTERNAL DISTRIBUTION

<u>REG FILE</u> AEC PDR OGC, ROOM P-506A MUNTZING/STAFF CASE GIAMBUSSO BOYD-L(BWR) DEYOUNG-L(PWR) SKOVHOLT-L P. COLLINS	TECH REVIEW HENDRIE SCHROEDER MACCARY LANGE PAWLICKI SHAO KNUTH STELLO MOORE HOUSTON TEDESCO LONG LAINAS BENAROYA	VOLIMER DENTON GRIMES GAMMILL KASTNER BALLARD FINE ENVIRO MULLER DICKER KNIGHTON YOUNGBLOOD PROJ LEADER REGAN	HARLESS F & M SMILEY NUSSBAUMER LIC ASST. SERVICE L MASON L WILSON L MAIGRET L SMITH L GEARIN L DIGGS L TEETS L LEE L	WADE E SHAFFER F & M BROWN E G. WILLIAMS E E. GOULBOURNE L A/T IND BRAITMAN SALTZMAN PLANS MCDONALD DUBE INFO C. MILES
----------------------------------------------------------------------------------------------------------------------------------------------------	-------------------------------------------------------------------------------------------------------------------------------------------------------------	------------------------------------------------------------------------------------------------------------------------------------------------------	--------------------------------------------------------------------------------------------------------------------------------------------------------------	------------------------------------------------------------------------------------------------------------------------------------------------------------

EXTERNAL DISTRIBUTION

1-LOCAL PDR Minneapolis, Minn.

1-DTIE (ABERNATHY)

1-NSIC (BUCHANAN)

1-ASLB- [REDACTED] WOODWARD/H. ST.

16-CYS ACRS [REDACTED] Sent 11-9-72 to Lic. Asst for Dist.

(9)-NATIONAL LAB'S PNWL

1-R. CARROLL-OC, GT-B227

1-R. CATLIN, E-256-GT

1-CONSULANT'S NEWMARK/BLUME/AGABIAN

1-PDR-SAN/LA/NY

1-GERALD LELLOUCHE BROOKHAVEN NAT. LAB

1-AGMED (WALTER KOESTER, Rm C-427, GT)


1-RD...MULLER...F-309GT



NORTHERN STATES POWER COMPANY

November 7, 1972

Mr D J Skovholt  
Assistant Director  
for Operating Reactors  
Directorate of Licensing  
U S Atomic Energy Commission  
Washington, DC 20545



Dear Mr Skovholt:

MONTICELLO NUCLEAR GENERATING PLANT E-5979

AEC Docket No. 50-263

Mississippi River Flow and Temperature Data


Enclosed are three signed originals and 40 conformed copies of information applicable to the Monticello Nuclear Generating Plant Environmental Review and is being furnished to augment the information presented in NSP's Monticello Environmental Report and Supplement.

Mississippi River temperatures for the years 1962 through 1967 were measured by NSP at its Whitney Steam Plant at St Cloud, Minnesota. River flows for the years 1962 through 1967, in the Mississippi River, were measured by NSP at its St Cloud Dam immediately upstream from the Whitney Steam Plant.

Yours very truly,


E C Ward, Director  
Engineering Vice Presidential Staff

Enclosure



6152  
fw

Received w/Ltr Dated 11-7-72



UNITED STATES ATOMIC ENERGY COMMISSION

NORTHERN STATES POWER COMPANY

Monticello Nuclear Generating Plant

Docket Number 50-263

MISSISSIPPI RIVER FLOW AND TEMPERATURE DATA

Northern States Power Company, a corporation organized under the laws of the State of Minnesota, hereby submits this information to augment the information presented in Northern States Power Company's Monticello Environmental Report and Supplement.

NORTHERN STATES POWER COMPANY

By Arthur V. Dienhart  
Arthur V Dienhart  
Vice President - Engineering

On this 7 day of November, 1972, before me, a notary public in and for said County, personally appeared Arthur V Dienhart, Vice President - Engineering, and being first duly acknowledged that he is authorized to execute this document in behalf of Northern States Power Company, that he knows the contents thereof and that to the best of his knowledge, information and belief, the statements made in it are true and that it is not interposed for delay.

John J. Smith  
John J Smith  
Notary Public, Hennepin County, Minnesota

**JOHN J. SMITH**  
Notary Public, Hennepin County, Minnesota  
My Commission Expires March 3, 1976

Regulatory

File Cy.

Received w/Ltr Dated 11-7-72

Mississippi River temperatures for the years 1962 through 1967 were measured by NSP at its Whitney Steam Plant at St Cloud, Minnesota. River flows for the years 1962 through 1967, in the Mississippi River, were measured by NSP at its St Cloud Dam immediately upstream from the Whitney Steam Plant.

NORTHERN STATES POWER COMPANY  
MONTICELLO NUCLEAR GENERATING PLANT  
DAILY RIVER TEMPERATURES FOR 1962

DATE	JAN	FEB	MAR	APR	MAY	JUN	JUL	AUG	SEP	OCT	NOV	DEC
1	32.	32.	32.	32.	57.	60.	75.	75.	71.	59.	44.	39.
2	32.	32.	32.	32.	58.	60.	74.	75.	71.	59.	44.	40.
3	32.	32.	32.	32.	60.	60.	74.	75.	70.	59.	45.	42.
4	32.	32.	32.	32.	62.	60.	73.	75.	68.	59.	43.	42.
5	32.	32.	32.	32.	63.	61.	73.	77.	67.	59.	40.	40.
6	32.	32.	32.	32.	61.	53.	74.	77.	66.	58.	40.	36.
7	32.	32.	32.	32.	58.	53.	75.	78.	67.	58.	39.	34.
8	32.	32.	32.	32.	57.	54.	75.	79.	67.	58.	38.	32.
9	32.	32.	32.	32.	56.	55.	74.	77.	66.	59.	37.	32.
10	32.	32.	32.	32.	55.	55.	75.	76.	65.	60.	37.	32.
11	32.	32.	32.	33.	55.	66.	75.	74.	65.	60.	37.	32.
12	32.	32.	32.	33.	57.	66.	76.	74.	67.	60.	37.	32.
13	32.	32.	32.	34.	60.	68.	75.	74.	67.	58.	37.	32.
14	32.	32.	32.	34.	62.	69.	75.	74.	66.	61.	37.	32.
15	32.	32.	32.	35.	65.	71.	74.	74.	66.	62.	37.	32.
16	32.	32.	32.	35.	67.	72.	72.	74.	65.	59.	37.	32.
17	32.	32.	32.	38.	68.	72.	72.	74.	65.	57.	37.	32.
18	32.	32.	32.	42.	69.	72.	74.	74.	64.	56.	37.	32.
19	32.	32.	32.	43.	68.	71.	74.	75.	63.	57.	36.	32.
20	32.	32.	32.	46.	66.	70.	76.	75.	62.	57.	36.	32.
21	32.	32.	32.	46.	64.	71.	77.	76.	61.	55.	36.	32.
22	32.	32.	32.	48.	62.	72.	76.	75.	61.	53.	34.	32.
23	32.	32.	32.	51.	62.	73.	75.	75.	59.	51.	33.	32.
24	32.	32.	32.	54.	61.	74.	76.	75.	60.	48.	33.	32.
25	32.	32.	32.	56.	61.	75.	73.	74.	60.	46.	33.	32.
26	32.	32.	32.	58.	60.	75.	74.	75.	60.	44.	33.	32.
27	32.	32.	32.	55.	61.	75.	74.	75.	59.	45.	35.	32.
28	32.	32.	32.	54.	62.	77.	73.	76.	59.	45.	37.	32.
29	32.	32.	32.	54.	64.	78.	74.	72.	58.	45.	36.	32.
30	32.	32.	32.	53.	63.	78.	74.	72.	58.	44.	37.	32.
31	32.	32.	32.		62.		74.	70.		44.		32.

NORTHERN STATES POWER COMPANY  
MONTICELLO NUCLEAR GENERATING PLANT  
DAILY RIVER FLOWS (CFS) FOR 1962

DATE	JAN	FEB	MAR	APR	MAY	JUN	JUL	AUG	SEP	OCT	NOV	DEC
1	2000.	1460.	1440.	4385.	6155.	24137.	7220.	6590.	4435.	4441.	3865.	4485.
2	1945.	1450.	1500.	4522.	5855.	23560.	7275.	6485.	4335.	4235.	4245.	3710.
3	1765.	1435.	1500.	4896.	6210.	22060.	6410.	6470.	4158.	4090.	3705.	3862.
4	2350.	1435.	1540.	4650.	6695.	20746.	5735.	5890.	4054.	4845.	4160.	3735.
5	1540.	1504.	1540.	4351.	6270.	19690.	7355.	5585.	3830.	4535.	4079.	4040.
6	1880.	1521.	1575.	4688.	6550.	18460.	7720.	5561.	3960.	3960.	4110.	3510.
7	1675.	1675.	1770.	5865.	6287.	17345.	7805.	5420.	4895.	4065.	4165.	4105.
8	1690.	1492.	2075.	6075.	5710.	15435.	8880.	5535.	3670.	3829.	4225.	3895.
9	1610.	1388.	2000.	7150.	5800.	14910.	9205.	6455.	3745.	3800.	4220.	4010.
10	1775.	1525.	1985.	7383.	5300.	15115.	9940.	6490.	4015.	3700.	4470.	3800.
11	1570.	1510.	1975.	8624.	5870.	14400.	10555.	6710.	3900.	4645.	3910.	3150.
12	1710.	1710.	1983.	9927.	6010.	15404.	10450.	6215.	4900.	3590.	4233.	2070.
13	1550.	1770.	1966.	10900.	6085.	14060.	11125.	6083.	5200.	4035.	4485.	1875.
14	1405.	1420.	1954.	10335.	6062.	13400.	10925.	6860.	5090.	3955.	4220.	880.
15	1710.	1415.	1925.	10475.	5955.	12170.	10400.	7600.	5740.	3574.	4250.	690.
16	1660.	1510.	2245.	10958.	6330.	12130.	9466.	7440.	6240.	3560.	4270.	1420.
17	1750.	1350.	2300.	10182.	6920.	10800.	9605.	7900.	6525.	3380.	4310.	1990.
18	1500.	1760.	2165.	10130.	6655.	8745.	9035.	8130.	6342.	3540.	4375.	2260.
19	1500.	1670.	2350.	9125.	7060.	9290.	8900.	8000.	6430.	3850.	4400.	2435.
20	1460.	1530.	2420.	8785.	7625.	10165.	8115.	7314.	6610.	3820.	4355.	2665.
21	1415.	1530.	2415.	7715.	8300.	9710.	7910.	7230.	6165.	3820.	4140.	2960.
22	1510.	1325.	2585.	6790.	8895.	9810.	8315.	7010.	5840.	3887.	4080.	3070.
23	1510.	1645.	2740.	6330.	9200.	9510.	8733.	7010.	4995.	3985.	4085.	3290.
24	1500.	1460.	2896.	6580.	9415.	8800.	8092.	6055.	5220.	3305.	4570.	3560.
25	1285.	1435.	2630.	6460.	10855.	8583.	8745.	5985.	5000.	3300.	4085.	3170.
26	1310.	1595.	2814.	5870.	19180.	8110.	8550.	6095.	4900.	3475.	3734.	2645.
27	1350.	1450.	3100.	6310.	21290.	7035.	8170.	5392.	4810.	3785.	3785.	2440.
28	1595.	1070.	3375.	6735.	22695.	8280.	7910.	5185.	4535.	4020.	3500.	2950.
29	1490.		3850.	5975.	24212.	7415.	7255.	4630.	5280.	3512.	3500.	2780.
30	1510.		3265.	6275.	24340.	7055.	6788.	5025.	4910.	4215.	3385.	2697.
31	1460.		3855.		25500.		6980.	4740.		4300.		2812.

NORTHERN STATES POWER COMPANY  
MONTICELLO NUCLEAR GENERATING PLANT  
DAILY RIVER TEMPERATURES FOR 1963

DATE	JAN	FEB	MAR	APR	MAY	JUN	JUL	AUG	SEP	OCT	NOV	DEC
1	33.	33.	33.	35.	54.	67.	81.	77.	70.	62.	49.	33.
2	32.	32.	32.	39.	54.	68.	79.	77.	69.	63.	48.	32.
3	32.	32.	32.	40.	55.	71.	77.	77.	71.	62.	47.	32.
4	33.	33.	33.	37.	56.	73.	78.	78.	69.	63.	45.	33.
5	33.	33.	33.	40.	58.	73.	78.	79.	69.	63.	45.	33.
6	33.	33.	33.	40.	59.	74.	80.	81.	70.	63.	46.	33.
7	32.	32.	32.	40.	62.	74.	79.	82.	70.	64.	46.	32.
8	32.	32.	32.	40.	63.	75.	79.	81.	72.	63.	46.	32.
9	32.	32.	32.	40.	63.	74.	80.	81.	72.	63.	47.	32.
10	32.	32.	32.	42.	61.	72.	79.	80.	72.	62.	46.	32.
11	32.	32.	32.	43.	59.	69.	78.	78.	72.	62.	44.	32.
12	32.	32.	32.	45.	56.	68.	78.	78.	70.	61.	43.	32.
13	32.	32.	32.	46.	55.	69.	77.	74.	68.	60.	40.	32.
14	32.	32.	32.	48.	55.	69.	77.	75.	66.	61.	40.	32.
15	32.	32.	32.	50.	57.	70.	76.	75.	67.	61.	39.	32.
16	32.	32.	32.	52.	59.	69.	76.	73.	67.	61.	39.	32.
17	32.	32.	32.	51.	61.	71.	76.	72.	67.	62.	40.	32.
18	32.	32.	32.	50.	62.	72.	75.	71.	67.	62.	41.	32.
19	32.	32.	32.	50.	58.	72.	76.	72.	66.	61.	41.	32.
20	32.	32.	32.	49.	57.	73.	78.	73.	66.	62.	40.	32.
21	32.	32.	32.	49.	55.	72.	80.	71.	65.	60.	39.	32.
22	32.	32.	32.	48.	54.	71.	80.	72.	64.	61.	39.	32.
23	32.	32.	32.	47.	57.	72.	80.	72.	64.	62.	36.	32.
24	32.	32.	32.	50.	58.	73.	81.	74.	62.	62.	35.	32.
25	32.	32.	32.	51.	61.	75.	79.	73.	63.	61.	35.	32.
26	32.	32.	32.	53.	62.	77.	79.	72.	63.	59.	34.	32.
27	32.	32.	32.	53.	61.	78.	79.	72.	65.	57.	35.	32.
28	32.	32.	32.	57.	60.	77.	78.	73.	65.	55.	36.	32.
29	32.		33.	53.	61.	78.	78.	73.	62.	53.	35.	32.
30	32.		32.	52.	64.	79.	78.	71.	63.	52.	33.	32.
31	32.		34.		66.		78.	71.		52.		32.

NORTHERN STATES POWER COMPANY  
MONTICELLO NUCLEAR GENERATING PLANT  
DAILY RIVER FLOWS (CFS) FOR 1963

DATE	JAN	FEB	MAR	APR	MAY	JUN	JUL	AUG	SEP	OCT	NOV	DEC
1	2483.	1985.	2500.	7528.	4875.	3525.	4733.	5380.	3462.	2330.	2500.	3395.
2	2520.	1945.	2255.	8405.	5630.	8640.	4512.	5235.	3110.	1970.	2275.	2558.
3	2716.	2010.	2140.	9025.	5375.	9392.	3754.	5330.	2680.	2195.	2130.	2630.
4	2850.	1970.	2115.	10090.	4770.	9270.	3979.	4735.	2755.	1920.	2233.	1845.
5	2703.	2130.	2155.	8865.	4975.	9770.	3566.	4734.	2710.	2415.	2230.	1715.
6	2683.	2090.	2210.	7950.	6121.	9955.	2720.	4130.	3610.	2015.	2235.	1625.
7	2875.	2265.	2210.	8825.	5892.	9800.	3156.	4100.	3695.	2142.	2160.	1485.
8	2940.	2360.	2315.	8779.	5135.	10420.	3260.	3350.	2620.	2190.	1695.	1700.
9	2850.	2390.	2260.	10280.	4765.	10690.	2990.	4705.	3400.	1800.	1805.	2417.
10	2900.	2200.	2345.	11645.	4575.	11037.	2735.	3550.	3600.	1835.	2140.	2750.
11	2992.	2285.	2335.	10235.	4300.	10950.	3175.	3240.	3150.	2010.	2163.	2600.
12	3021.	2255.	2320.	9210.	4625.	10920.	2625.	2975.	2720.	2135.	2058.	2260.
13	2880.	2285.	2335.	8575.	4342.	10350.	2320.	3260.	2500.	1975.	1870.	1920.
14	2571.	2345.	2360.	8840.	4310.	11035.	1920.	2815.	2450.	1737.	1880.	1610.
15	2071.	2355.	2305.	8750.	4990.	11650.	2208.	4765.	2265.	1520.	2310.	1670.
16	2679.	2435.	2420.	7850.	5840.	11655.	2260.	4910.	2020.	1705.	2320.	1717.
17	2321.	2405.	2295.	6320.	5260.	12345.	2320.	5680.	2033.	1880.	2000.	1835.
18	2550.	2380.	2290.	6885.	6635.	11935.	2140.	5440.	2265.	1985.	1942.	2065.
19	2362.	2260.	2435.	6630.	7735.	10960.	1470.	5920.	2190.	1620.	1770.	1890.
20	2270.	2325.	2485.	7890.	8757.	10740.	1375.	5330.	2325.	1475.	2190.	1790.
21	2180.	2410.	3075.	6105.	8516.	10315.	1830.	5390.	2755.	1636.	2315.	2550.
22	2090.	2510.	2990.	7012.	8245.	9005.	1763.	4928.	2750.	1735.	2310.	1815.
23	2195.	2190.	2500.	6685.	8590.	7935.	1890.	4216.	2662.	1845.	1990.	1765.
24	1980.	2285.	2315.	6020.	8485.	7212.	1785.	4479.	2350.	2030.	1850.	2005.
25	2145.	2205.	2537.	5535.	7760.	6655.	1255.	4041.	2670.	2290.	2580.	1705.
26	2145.	2255.	2795.	5825.	6980.	6485.	1460.	3916.	2445.	2345.	1930.	1750.
27	2030.	2335.	3985.	5685.	7360.	5890.	1855.	3512.	3195.	2485.	2055.	1605.
28	2075.	2260.	4810.	5275.	5510.	5610.	2160.	3362.	3025.	2454.	2129.	1985.
29	2021.		4400.	5320.	6350.	5758.	2095.	3291.	2535.	2625.	2070.	1945.
30	2045.		5060.	5445.	6680.	4466.	2420.	3061.	2376.	2180.	2580.	2030.
31	2130.		6500.		8770.		4480.	3163.		2555.		2245.



NORTHERN STATES POWER COMPANY  
 MONTICELLO NUCLEAR GENERATING PLANT  
 DAILY RIVER TEMPERATURES FOR 1964

DATE	JAN	FEB	MAR	APR	MAY	JUN	JUL	AUG	SEP	OCT	NOV	DEC
1	32.	32.	32.	32.	52.	66.	79.	78.	68.	56.	48.	32.
2	32.	32.	32.	33.	53.	65.	80.	79.	70.	56.	48.	32.
3	32.	32.	32.	33.	55.	66.	79.	81.	71.	55.	48.	32.
4	32.	32.	32.	33.	55.	68.	79.	81.	69.	54.	49.	32.
5	32.	32.	32.	32.	57.	69.	79.	80.	67.	53.	47.	32.
6	32.	32.	32.	32.	52.	68.	79.	79.	68.	52.	47.	32.
7	32.	32.	32.	32.	59.	70.	80.	77.	68.	51.	47.	32.
8	32.	32.	32.	32.	59.	69.	79.	76.	67.	50.	47.	32.
9	32.	32.	32.	33.	57.	71.	78.	75.	68.	50.	47.	32.
10	32.	32.	32.	34.	58.	70.	77.	73.	68.	49.	46.	32.
11	32.	32.	32.	36.	59.	70.	78.	72.	66.	48.	47.	32.
12	32.	32.	32.	36.	59.	70.	79.	68.	64.	48.	46.	32.
13	32.	32.	32.	35.	59.	72.	79.	68.	64.	50.	47.	32.
14	32.	32.	32.	37.	61.	72.	79.	67.	63.	51.	46.	32.
15	32.	32.	32.	39.	61.	72.	80.	68.	62.	52.	45.	32.
16	32.	32.	32.	41.	62.	69.	81.	70.	62.	53.	44.	32.
17	32.	32.	32.	42.	62.	70.	83.	71.	63.	53.	43.	32.
18	32.	32.	32.	43.	65.	69.	84.	72.	63.	52.	40.	32.
19	32.	32.	32.	43.	66.	70.	85.	71.	62.	51.	39.	32.
20	32.	32.	32.	47.	67.	70.	85.	72.	61.	49.	36.	32.
21	32.	32.	32.	48.	68.	70.	84.	70.	62.	48.	33.	32.
22	32.	32.	32.	48.	70.	70.	83.	70.	62.	48.	33.	32.
23	32.	32.	32.	48.	72.	69.	84.	69.	60.	46.	33.	32.
24	32.	32.	32.	49.	72.	71.	82.	68.	58.	47.	33.	32.
25	32.	32.	32.	51.	72.	73.	81.	66.	58.	48.	33.	32.
26	32.	32.	32.	52.	70.	74.	81.	67.	57.	49.	33.	32.
27	32.	32.	32.	54.	69.	77.	81.	66.	56.	50.	32.	32.
28	32.	32.	32.	55.	69.	76.	79.	67.	56.	48.	32.	32.
29	32.		32.	54.	68.	78.	79.	68.	56.	47.	32.	32.
30	32.		32.	52.	68.	79.	77.	67.	55.	46.	32.	32.
31	32.		32.		67.		76.	66.		47.		32.

NORTHERN STATES POWER COMPANY  
 MONTICELLO NUCLEAR GENERATING PLANT  
 DAILY RIVER TEMPERATURES FOR 1964

DATE	JAN	FEB	MAR	APR	MAY	JUN	JUL	AUG	SEP	OCT	NOV	DEC
1	32.	32.	32.	32.	52.	66.	79.	78.	68.	56.	48.	32.
2	32.	32.	32.	33.	53.	65.	80.	79.	70.	56.	48.	32.
3	32.	32.	32.	33.	55.	66.	79.	81.	71.	55.	48.	32.
4	32.	32.	32.	32.	55.	68.	79.	81.	69.	54.	49.	32.
5	32.	32.	32.	32.	57.	69.	79.	80.	67.	53.	47.	32.
6	32.	32.	32.	32.	52.	68.	79.	79.	68.	52.	47.	32.
7	32.	32.	32.	32.	59.	70.	80.	77.	68.	51.	47.	32.
8	32.	32.	32.	32.	59.	69.	79.	76.	67.	50.	47.	32.
9	32.	32.	32.	33.	57.	71.	78.	75.	68.	50.	47.	32.
10	32.	32.	32.	34.	58.	70.	77.	73.	68.	49.	46.	32.
11	32.	32.	32.	36.	59.	70.	78.	72.	66.	48.	47.	32.
12	32.	32.	32.	36.	59.	70.	79.	68.	64.	48.	46.	32.
13	32.	32.	32.	35.	59.	72.	79.	68.	64.	50.	47.	32.
14	32.	32.	32.	37.	61.	72.	79.	67.	63.	51.	46.	32.
15	32.	32.	32.	39.	61.	72.	80.	68.	62.	52.	45.	32.
16	32.	32.	32.	41.	62.	69.	81.	70.	62.	53.	44.	32.
17	32.	32.	32.	42.	62.	70.	83.	71.	63.	53.	43.	32.
18	32.	32.	32.	43.	65.	69.	84.	72.	63.	52.	40.	32.
19	32.	32.	32.	43.	66.	70.	85.	71.	62.	51.	39.	32.
20	32.	32.	32.	47.	67.	70.	85.	72.	61.	49.	36.	32.
21	32.	32.	32.	48.	68.	70.	84.	70.	62.	48.	33.	32.
22	32.	32.	32.	48.	70.	70.	83.	70.	62.	48.	33.	32.
23	32.	32.	32.	48.	72.	69.	84.	69.	60.	46.	33.	32.
24	32.	32.	32.	49.	72.	71.	82.	68.	58.	47.	33.	32.
25	32.	32.	32.	51.	72.	73.	81.	66.	58.	48.	33.	32.
26	32.	32.	32.	52.	70.	74.	81.	67.	57.	49.	33.	32.
27	32.	32.	32.	54.	69.	77.	81.	66.	56.	50.	32.	32.
28	32.	32.	32.	55.	69.	76.	79.	67.	56.	48.	32.	32.
29	32.	32.	32.	54.	68.	78.	79.	68.	56.	47.	32.	32.
30	32.	32.	32.	52.	68.	79.	77.	67.	55.	46.	32.	32.
31	32.	32.	32.		67.		76.	66.		47.		32.

NORTHERN STATES POWER COMPANY  
MONTICELLO NUCLEAR GENERATING PLANT  
DAILY RIVER FLOWS (CFS) FOR 1964

DATE	JAN	FEB	MAR	APR	MAY	JUN	JUL	AUG	SEP	OCT	NOV	DEC
1	2095.	1945.	1954.	2320.	11680.	6654.	8305.	2375.	2375.	6665.	3555.	2217.
2	1940.	2145.	2145.	1815.	11175.	5742.	8280.	2225.	3010.	6590.	3200.	1990.
3	1390.	2033.	1985.	2510.	9870.	5425.	7410.	2400.	4830.	6455.	3333.	1985.
4	1865.	1995.	1920.	2210.	9920.	4700.	7740.	2125.	5555.	6525.	3080.	1700.
5	1990.	1980.	1965.	2030.	9830.	4150.	7190.	2355.	6520.	6295.	3600.	2075.
6	2110.	2115.	2035.	2485.	9405.	4035.	6483.	2520.	7000.	5866.	4200.	2535.
7	2170.	2000.	1785.	2842.	8885.	3515.	6180.	3250.	6425.	5290.	3970.	2700.
8	2215.	2060.	1985.	4175.	10250.	3400.	5765.	2820.	5983.	4860.	3650.	2700.
9	1980.	2110.	2025.	4540.	10740.	3200.	4960.	2335.	5504.	5920.	3700.	2925.
10	2210.	2180.	1987.	4225.	11125.	3835.	4940.	2215.	5183.	4890.	3490.	2725.
11	2035.	2120.	1860.	4780.	12945.	3360.	4670.	2046.	4835.	5320.	3360.	2725.
12	2100.	2135.	2285.	4680.	14174.	1835.	4685.	1750.	7435.	5880.	3300.	3140.
13	2070.	2085.	1985.	4810.	15362.	2410.	4305.	1820.	8730.	4874.	3300.	2960.
14	2195.	2085.	1935.	5284.	14775.	2485.	4212.	1935.	10210.	4215.	3205.	3125.
15	2000.	2085.	2190.	5845.	15215.	2650.	4325.	1985.	10100.	4395.	3340.	2916.
16	2550.	2085.	2100.	6910.	15570.	2642.	3885.	1895.	10425.	4515.	3885.	2895.
17	2010.	2100.	1967.	7475.	15300.	2760.	3825.	2070.	10310.	4575.	3658.	3170.
18	2065.	2300.	2115.	10946.	14765.	3110.	3860.	2042.	10790.	3758.	3600.	2640.
19	1970.	1800.	2535.	11258.	14446.	3200.	3900.	1730.	9525.	4030.	3890.	2840.
20	1985.	2025.	2825.	12685.	14180.	2570.	3410.	1860.	9115.	4296.	4350.	2875.
21	1935.	1940.	2396.	13770.	13540.	2875.	3254.	1835.	9065.	4265.	4085.	2605.
22	1980.	2000.	2200.	12575.	13090.	2890.	3860.	1765.	8263.	4405.	3600.	2665.
23	2040.	1900.	2441.	12915.	12400.	2922.	2790.	1400.	8675.	4645.	3525.	2560.
24	2225.	2035.	2542.	11910.	11585.	3695.	2460.	1335.	7390.	4135.	3579.	2075.
25	2300.	2065.	2480.	12130.	10865.	4415.	2750.	1750.	7830.	4105.	2724.	2500.
26	2340.	2050.	2555.	11850.	10360.	5475.	2545.	2040.	7320.	3845.	2415.	2750.
27	2235.	2040.	2290.	13430.	9620.	5965.	2578.	2125.	7005.	3617.	2385.	2725.
28	2410.	2154.	2320.	12729.	9625.	6465.	2700.	2150.	7015.	4162.	2515.	2865.
29	2050.		2320.	12185.	8025.	7112.	2505.	2315.	6454.	3370.	3369.	2550.
30	2020.		2095.	12960.	7960.	7991.	2465.	2490.	6716.	3790.	2811.	2465.
31	2040.		2105.		7190.		2330.	2190.		3760.		2510.

NORTHERN STATES POWER COMPANY  
 MONTICELLO NUCLEAR GENERATING PLANT  
 DAILY RIVER TEMPERATURES FOR 1965

DATE	JAN	FEB	MAR	APR	MAY	JUN	JUL	AUG	SEP	OCT	NOV	DEC
1	32.	32.	32.	32.	55.	63.	72.	74.	67.	49.	46.	32.
2	32.	32.	32.	32.	57.	62.	71.	73.	67.	50.	45.	32.
3	32.	32.	32.	32.	58.	63.	71.	72.	66.	50.	46.	32.
4	32.	32.	32.	32.	59.	64.	71.	77.	65.	50.	44.	32.
5	32.	32.	32.	32.	58.	63.	71.	78.	64.	50.	44.	32.
6	32.	32.	32.	32.	58.	63.	71.	77.	64.	51.	42.	32.
7	32.	32.	32.	32.	60.	65.	69.	76.	63.	52.	43.	32.
8	32.	32.	32.	32.	62.	66.	73.	75.	63.	50.	43.	32.
9	32.	32.	32.	32.	62.	66.	70.	73.	65.	50.	40.	32.
10	32.	32.	32.	32.	60.	67.	71.	75.	64.	50.	40.	32.
11	32.	32.	32.	32.	61.	68.	72.	76.	63.	50.	39.	32.
12	32.	32.	32.	32.	62.	69.	73.	77.	61.	49.	38.	32.
13	32.	32.	32.	33.	63.	69.	74.	79.	61.	48.	37.	32.
14	32.	32.	32.	34.	63.	69.	72.	80.	60.	49.	36.	32.
15	32.	32.	32.	35.	63.	70.	72.	80.	59.	49.	35.	32.
16	32.	32.	32.	36.	62.	70.	75.	72.	57.	50.	35.	32.
17	32.	32.	32.	39.	61.	70.	77.	79.	56.	52.	33.	32.
18	32.	32.	32.	41.	61.	70.	78.	78.	56.	54.	34.	32.
19	32.	32.	32.	42.	61.	70.	74.	76.	55.	55.	34.	32.
20	32.	32.	32.	42.	61.	70.	73.	76.	55.	55.	32.	32.
21	32.	32.	32.	44.	62.	70.	72.	75.	55.	53.	34.	32.
22	32.	32.	32.	44.	61.	70.	76.	75.	53.	52.	34.	32.
23	32.	32.	32.	44.	60.	71.	77.	74.	52.	50.	33.	32.
24	32.	32.	32.	44.	60.	71.	75.	73.	53.	49.	34.	32.
25	32.	32.	32.	42.	63.	71.	76.	72.	51.	48.	33.	32.
26	32.	32.	32.	45.	62.	69.	76.	71.	51.	48.	32.	32.
27	32.	32.	32.	46.	60.	70.	77.	71.	50.	47.	32.	32.
28	32.	32.	32.	49.	56.	71.	76.	69.	48.	45.	32.	32.
29	32.	32.	32.	52.	58.	72.	75.	67.	49.	45.	32.	32.
30	32.	32.	32.	53.	58.	71.	75.	65.	49.	46.	32.	32.
31	32.	32.	32.		60.		74.	65.		46.		32.

NORTHERN STATES POWER COMPANY  
MONTICELLO NUCLEAR GENERATING PLANT  
DAILY RIVER FLOWS (CFS) FOR 1965

DATE	JAN	FEB	MAR	APR	MAY	JUN	JUL	AUG	SEP	OCT	NOV	DEC
1	2765.	2395.	2360.	2910.	23295.	16421.	9485.	2620.	2515.	7160.	9860.	2680.
2	2620.	2465.	2465.	2710.	22805.	15625.	8525.	2463.	2380.	7150.	9745.	2593.
3	2655.	2470.	2530.	2450.	22046.	15825.	7615.	2670.	2460.	9100.	9150.	2160.
4	2720.	2500.	2485.	2960.	20812.	16010.	7455.	3260.	2635.	11208.	8685.	3155.
5	2780.	2560.	2485.	2484.	19275.	15035.	7174.	3012.	2705.	13130.	8945.	5045.
6	2620.	2235.	2504.	2800.	18665.	15580.	7038.	3080.	4878.	14740.	8210.	5160.
7	2530.	2280.	2335.	2445.	18210.	17470.	6625.	3170.	2054.	15195.	8255.	5200.
8	2640.	2375.	2600.	2420.	16850.	18625.	5345.	2903.	2470.	15690.	8283.	5420.
9	2640.	2320.	2235.	3130.	15745.	20370.	5875.	3170.	3080.	15425.	7810.	5290.
10	2630.	2270.	2250.	3305.	15312.	21910.	5695.	4435.	2905.	15380.	8935.	5355.
11	2600.	2235.	2390.	3750.	15480.	23125.	5355.	3340.	3295.	15589.	8210.	5685.
12	2585.	2200.	2325.	4533.	15860.	24145.	5254.	3810.	3200.	14625.	7195.	5530.
13	2440.	2400.	2190.	8007.	15800.	25400.	4515.	3850.	2821.	14200.	6540.	5750.
14	2485.	2185.	2310.	17035.	15200.	25717.	4080.	3770.	2800.	13765.	6080.	6270.
15	2630.	2140.	2262.	24460.	15370.	25500.	4275.	3655.	2800.	13665.	6945.	6375.
16	2640.	2240.	2380.	31110.	14380.	24085.	4980.	3816.	3796.	12860.	6330.	6620.
17	2335.	2190.	2580.	42280.	14454.	22515.	4405.	3275.	3842.	12385.	5700.	6485.
18	2405.	2220.	2470.	46730.	14825.	20985.	3935.	3100.	4330.	12004.	6350.	6385.
19	2540.	2290.	2490.	45350.	13990.	20185.	4233.	3085.	4435.	11165.	6740.	6985.
20	2535.	2250.	2500.	41874.	14095.	18460.	4260.	3100.	5415.	11015.	5995.	5630.
21	2480.	2265.	2605.	38755.	14260.	17033.	4290.	3010.	5840.	11520.	6940.	5205.
22	2540.	2275.	2650.	36500.	13600.	16270.	3460.	2745.	6310.	12075.	6250.	6090.
23	2300.	2295.	2665.	35560.	13655.	15610.	3670.	2529.	6630.	12165.	6425.	5865.
24	2550.	2245.	2655.	31315.	14625.	14300.	3900.	2510.	6875.	12440.	6935.	6300.
25	2625.	2300.	2655.	28785.	14400.	13980.	4170.	2395.	6735.	12092.	7525.	6463.
26	2410.	2300.	2579.	27296.	14640.	13500.	3992.	2185.	7200.	12535.	6810.	6167.
27	2575.	2260.	2470.	25996.	15935.	11690.	3900.	1935.	7030.	11395.	5845.	7058.
28	2410.	2250.	2485.	25235.	18090.	10225.	3315.	2415.	6960.	11340.	6200.	5792.
29	2610.		2317.	24425.	19215.	10195.	3065.	2535.	4180.	10505.	5942.	5260.
30	2545.		2545.	24480.	19000.	10535.	3080.	2954.	7200.	10515.	4275.	5140.
31	2465.		2420.		16900.		3845.	2345.		9950.		3805.

NORTHERN STATES POWER COMPANY  
MONTICELLO NUCLEAR GENERATING PLANT  
DAILY RIVER TEMPERATURES FOR 1966

DATE	JAN	FEB	MAR	APR	MAY	JUN	JUL	AUG	SEP	OCT	NOV	DEC
1	32.	32.	32.	36.	44.	66.	81.	78.	74.	56.	41.	32.
2	32.	32.	32.	36.	44.	67.	82.	78.	74.	56.	37.	32.
3	32.	32.	32.	37.	45.	69.	83.	78.	74.	55.	37.	32.
4	32.	32.	32.	37.	48.	68.	83.	78.	72.	54.	37.	32.
5	32.	32.	32.	36.	51.	68.	82.	79.	71.	53.	36.	32.
6	32.	32.	32.	35.	53.	68.	81.	79.	69.	54.	36.	32.
7	32.	32.	32.	35.	55.	67.	80.	77.	70.	55.	36.	32.
8	32.	32.	32.	36.	56.	67.	81.	75.	69.	56.	34.	32.
9	32.	32.	32.	36.	56.	67.	81.	74.	70.	54.	34.	32.
10	32.	32.	32.	36.	54.	68.	81.	73.	71.	55.	33.	32.
11	32.	32.	32.	37.	51.	67.	82.	72.	69.	53.	32.	32.
12	32.	32.	32.	38.	50.	68.	83.	73.	71.	52.	33.	32.
13	32.	32.	32.	41.	49.	68.	81.	70.	70.	53.	32.	32.
14	32.	32.	32.	42.	48.	68.	79.	70.	68.	52.	33.	32.
15	32.	32.	32.	44.	49.	69.	81.	70.	68.	48.	34.	32.
16	32.	32.	32.	46.	51.	68.	81.	72.	68.	47.	33.	32.
17	32.	32.	35.	45.	53.	70.	81.	73.	66.	47.	32.	32.
18	32.	32.	33.	44.	55.	68.	81.	72.	66.	48.	32.	32.
19	32.	32.	32.	42.	55.	70.	80.	71.	66.	47.	32.	32.
20	32.	32.	32.	41.	57.	72.	78.	69.	65.	47.	33.	32.
21	32.	32.	33.	41.	59.	74.	78.	67.	66.	48.	33.	32.
22	32.	32.	33.	44.	59.	74.	77.	65.	65.	47.	33.	32.
23	32.	32.	32.	46.	60.	75.	78.	64.	64.	46.	34.	32.
24	32.	32.	32.	48.	61.	76.	79.	65.	62.	45.	33.	32.
25	32.	32.	33.	50.	62.	76.	80.	66.	62.	45.	33.	32.
26	32.	32.	33.	48.	65.	76.	80.	67.	61.	45.	33.	32.
27	32.	32.	34.	45.	64.	75.	80.	69.	60.	46.	33.	32.
28	32.	32.	34.	44.	64.	74.	79.	70.	59.	45.	32.	32.
29	32.		36.	43.	65.	79.	80.	72.	59.	44.	32.	32.
30	32.		36.	43.	65.	80.	79.	74.	57.	43.	32.	32.
31	32.		36.		65.		79.	74.		43.		32.

NORTHERN STATES POWER COMPANY  
MONTICELLO NUCLEAR GENERATING PLANT  
DAILY RIVER FLOWS (CFS) FOR 1966

DATE	JAN	FEB	MAR	APR	MAY	JUN	JUL	AUG	SEP	OCT	NOV	DEC
1	4760.	3505.	4040.	20130.	21415.	14024.	7070.	4350.	9420.	3050.	4700.	4380.
2	4820.	3140.	3840.	19200.	22390.	13129.	7985.	4317.	8655.	3280.	4230.	3185.
3	5303.	3235.	3930.	18380.	22383.	12725.	7965.	4460.	6990.	3200.	4200.	3260.
4	5795.	3365.	3970.	18430.	22870.	11590.	7465.	4360.	7005.	3050.	4800.	2160.
5	5629.	3705.	3735.	19558.	23000.	11940.	7720.	5080.	6995.	2630.	4430.	1760.
6	5545.	3550.	3285.	20108.	23000.	10400.	7275.	5070.	6220.	2050.	4240.	1233.
7	5610.	4010.	3400.	21015.	22850.	10990.	6675.	4745.	5540.	3025.	4800.	1825.
8	5535.	4350.	4163.	22090.	21810.	10120.	5640.	5390.	5350.	3475.	5104.	2045.
9	5635.	4160.	4180.	21900.	21365.	9750.	7135.	4279.	5780.	3760.	4430.	2360.
10	5575.	4170.	4155.	22400.	20833.	8655.	5765.	4355.	5280.	3170.	3265.	2645.
11	5250.	4070.	3710.	22500.	20175.	8985.	6425.	5885.	5280.	2850.	3810.	2735.
12	4905.	4405.	3430.	22125.	19485.	8740.	5675.	5130.	4525.	3635.	3920.	2855.
13	5430.	6310.	4150.	21262.	18990.	8010.	6050.	4290.	4217.	3530.	4660.	2815.
14	5610.	7810.	4865.	20610.	18010.	7158.	6545.	5230.	4130.	3240.	3854.	2950.
15	5535.	7495.	6087.	20075.	17415.	7335.	6790.	6570.	3280.	3215.	3392.	3070.
16	5635.	7652.	6663.	19415.	16425.	7080.	7035.	6530.	4230.	3235.	2275.	3345.
17	5515.	7215.	7005.	17960.	15940.	6710.	6285.	6720.	4075.	3160.	2360.	3500.
18	5250.	7010.	8405.	17760.	16025.	6350.	6425.	7270.	4040.	4112.	3030.	3500.
19	4905.	6980.	10545.	17587.	15540.	6110.	6583.	7565.	3900.	4808.	3705.	3370.
20	4855.	6180.	12455.	17337.	15900.	6395.	6180.	6370.	4159.	3830.	3750.	3300.
21	5070.	6290.	15410.	17730.	16205.	5738.	5385.	7080.	4275.	3960.	4455.	2970.
22	4920.	5670.	18475.	16000.	16360.	6310.	4945.	7200.	4105.	4300.	3700.	3120.
23	4745.	4975.	19760.	18370.	15890.	5345.	4350.	7425.	3610.	4660.	3500.	3300.
24	4655.	4980.	21595.	19965.	16008.	5190.	4240.	7745.	3950.	4400.	3450.	3545.
25	4605.	4520.	23960.	20300.	14465.	5375.	3850.	8365.	4375.	4035.	3500.	3495.
26	4535.	4310.	26350.	20483.	14390.	5350.	3525.	9835.	3280.	4030.	3100.	3667.
27	4395.	5000.	24390.	20700.	15480.	5390.	3300.	7520.	3291.	4605.	4170.	2600.
28	4285.	3205.	21980.	21085.	15610.	6200.	3380.	9095.	3650.	4370.	4760.	2820.
29	3930.		23258.	21290.	15430.	6620.	3380.	9080.	3915.	4300.	3901.	2655.
30	4315.		22154.	21380.	14785.	6510.	3275.	9162.	3660.	4275.	3710.	3365.
31	3860.		20995.		14162.		4040.	8340.		4220.		3325.

NORTHERN STATES POWER COMPANY  
MONTICELLO NUCLEAR GENERATING PLANT  
DAILY RIVER TEMPERATURES FOR 1967

DATE	JAN	FEB	MAR	APR	MAY	JUN	JUL	AUG	SEP	OCT	NOV	DEC
1	32.	32.	32.	36.	46.	65.	72.	78.	67.	58.	42.	32.
2	32.	32.	32.	38.	44.	66.	70.	77.	68.	61.	41.	32.
3	32.	32.	32.	40.	43.	66.	68.	75.	68.	60.	39.	32.
4	32.	32.	32.	41.	43.	67.	68.	74.	68.	60.	38.	32.
5	32.	32.	32.	40.	44.	68.	68.	74.	69.	60.	36.	32.
6	32.	32.	32.	41.	46.	68.	69.	74.	69.	59.	36.	32.
7	32.	32.	32.	41.	48.	67.	68.	74.	69.	57.	36.	32.
8	32.	32.	32.	42.	49.	66.	68.	75.	70.	54.	37.	32.
9	32.	32.	32.	42.	51.	67.	72.	72.	69.	52.	38.	32.
10	32.	32.	32.	43.	51.	65.	75.	72.	67.	50.	40.	32.
11	32.	32.	32.	43.	51.	65.	75.	73.	66.	49.	39.	32.
12	32.	32.	32.	44.	51.	64.	73.	72.	66.	50.	39.	32.
13	32.	32.	32.	44.	51.	68.	72.	73.	66.	51.	38.	32.
14	32.	32.	32.	46.	54.	69.	71.	74.	64.	50.	38.	32.
15	32.	32.	32.	47.	55.	69.	73.	75.	66.	51.	36.	32.
16	32.	32.	32.	48.	56.	70.	73.	75.	66.	51.	37.	32.
17	32.	32.	32.	48.	58.	70.	75.	76.	67.	50.	38.	32.
18	32.	32.	32.	48.	59.	71.	75.	74.	68.	49.	38.	32.
19	32.	32.	32.	48.	58.	71.	78.	73.	67.	48.	37.	32.
20	32.	32.	32.	50.	58.	70.	80.	72.	68.	47.	36.	32.
21	32.	32.	32.	49.	58.	70.	80.	71.	68.	47.	36.	32.
22	32.	32.	32.	46.	58.	71.	81.	70.	66.	50.	34.	32.
23	32.	32.	32.	43.	60.	70.	81.	70.	66.	50.	34.	32.
24	32.	32.	32.	44.	62.	70.	80.	70.	65.	50.	33.	32.
25	32.	32.	32.	44.	62.	69.	79.	72.	63.	46.	34.	32.
26	32.	32.	32.	44.	65.	69.	78.	68.	63.	45.	32.	32.
27	32.	32.	32.	46.	64.	70.	78.	68.	59.	44.	33.	32.
28	32.	32.	32.	47.	64.	70.	77.	68.	58.	40.	33.	32.
29	32.		32.	49.	64.	72.	77.	68.	58.	41.	32.	32.
30	32.		32.	48.	64.	73.	78.	68.	58.	42.	32.	32.
31	32.		34.		64.		78.	68.		42.		32.



NORTHERN STATES POWER COMPANY  
 MONTICELLO NUCLEAR GENERATING PLANT  
 DAILY RIVER FLOWS (CFS) FOR 1967

DATE	JAN	FEB	MAR	APR	MAY	JUN	JUL	AUG	SEP	OCT	NOV	DEC
1	3240.	2600.	2930.	22620.	11390.	5330.	8200.	1835.	1300.	1804.	2372.	2214.
2	3060.	2750.	2580.	23116.	11390.	4750.	7660.	1845.	1275.	1807.	2757.	2208.
3	2625.	2940.	2525.	23253.	11430.	4300.	7000.	1830.	1090.	1801.	2702.	2203.
4	3050.	2730.	3000.	22992.	11510.	3760.	6525.	2285.	1270.	1805.	2758.	2217.
5	3015.	2740.	2675.	21880.	10875.	4600.	5540.	1730.	800.	1810.	2758.	2395.
6	2830.	2495.	2455.	19670.	11065.	4585.	5940.	1750.	1130.	1822.	2565.	2385.
7	2700.	2760.	2780.	17760.	10625.	3860.	5210.	2080.	1680.	1841.	2488.	2385.
8	2880.	2640.	2715.	16990.	10340.	4155.	4742.	2100.	1150.	2959.	2380.	2385.
9	3300.	2680.	2735.	15320.	10470.	5425.	4395.	1910.	940.	2401.	2382.	2385.
10	2950.	2535.	2637.	16330.	9340.	5675.	4145.	1930.	1090.	2771.	2945.	2570.
11	2830.	2800.	2525.	16480.	9970.	5775.	4805.	1620.	1100.	2005.	2000.	2570.
12	2490.	2825.	2610.	15930.	10300.	6045.	3835.	1570.	930.	1815.	3118.	2570.
13	3305.	2850.	2615.	16240.	9005.	6475.	3500.	1250.	700.	2006.	2362.	2570.
14	3100.	2940.	2585.	15600.	9235.	6385.	3430.	1580.	1210.	2015.	2368.	2740.
15	3075.	2830.	2535.	15000.	8995.	7310.	3545.	1575.	1240.	2387.	2370.	1230.
16	2885.	2575.	2495.	14900.	9055.	9295.	3110.	1500.	1290.	1833.	2291.	1615.
17	2825.	2760.	2605.	15500.	8795.	11325.	3300.	1380.	1675.	1832.	2289.	2405.
18	2930.	2820.	2690.	14040.	8115.	12900.	3300.	1655.	1140.	2737.	2763.	2945.
19	3115.	2790.	2730.	14195.	8020.	12770.	3050.	1758.	1365.	1817.	2938.	2365.
20	3090.	3030.	2500.	14150.	7842.	12800.	2660.	1540.	1300.	1816.	2456.	2015.
21	2975.	3330.	2540.	13846.	7020.	12270.	2650.	1475.	1190.	2396.	2570.	1800.
22	2470.	2940.	2600.	13900.	7020.	11710.	2460.	1220.	1100.	2216.	2760.	1804.
23	2775.	2470.	2520.	13540.	6930.	11380.	2575.	1300.	1000.	2134.	2950.	1808.
24	3300.	2640.	2430.	13550.	6925.	11600.	2460.	1300.	990.	2132.	2948.	2385.
25	2950.	3000.	2621.	13460.	5885.	11100.	2665.	1475.	1000.	2757.	2380.	1395.
26	2495.	2820.	2330.	13715.	5890.	10300.	2090.	1700.	1100.	2747.	1813.	1394.
27	2495.	3120.	2830.	12720.	5670.	9700.	2185.	2300.	1200.	2582.	1224.	1807.
28	2720.	3300.	4030.	12667.	5445.	9260.	2350.	1600.	1300.	2572.	1208.	1801.
29	2800.		6330.	11835.	5315.	9250.	2267.	1570.	1400.	2567.	1418.	1800.
30	2800.		12765.	11800.	5315.	7970.	1870.	1700.	1600.	2564.	1823.	1790.
31	2860.		19120.		4450.		2015.	1290.		2564.		1787.