



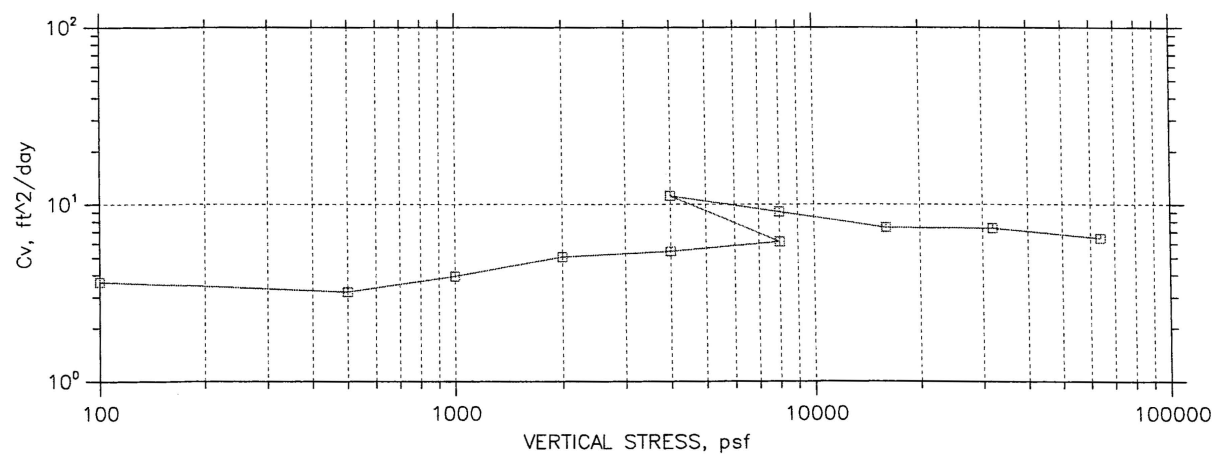
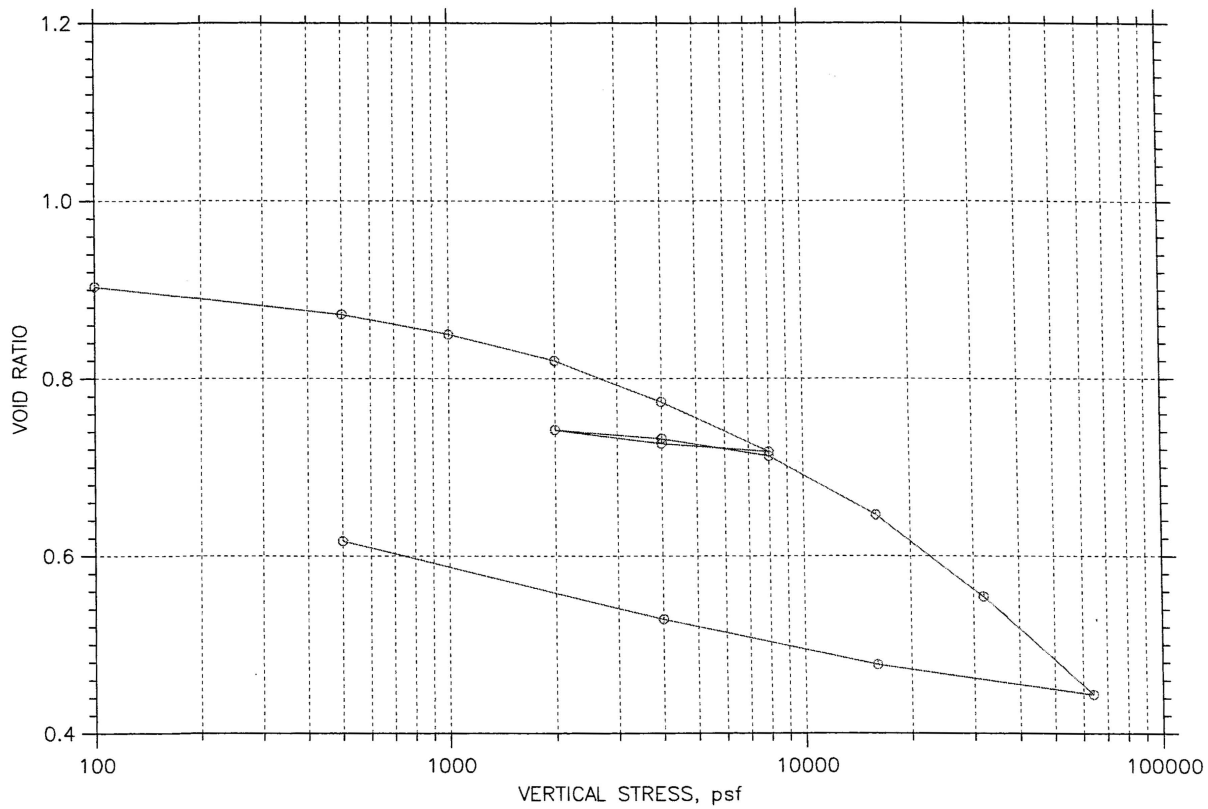
Nuclear Regulatory Commission
 Exhibit # - NRC0001AZ-MA-CM01
 Docket # - 05200027 | 05200028
 Identified: 10/12/2011

Admitted: 10/12/2011
 Rejected:

Withdrawn:
 Stricken:

NRC0001AZ

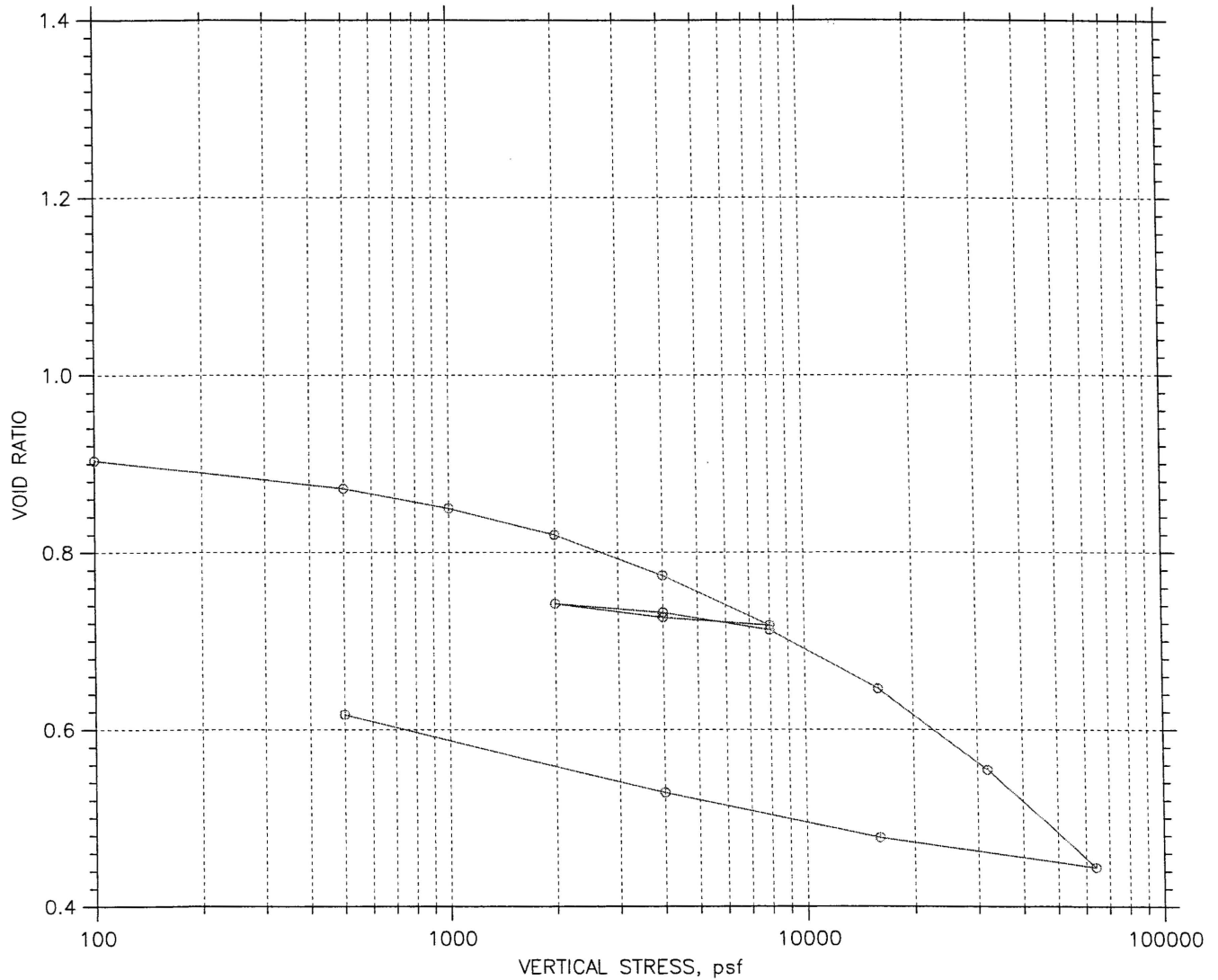
CONSOLIDATION TEST DATA SUMMARY REPORT



MACTEC	Project: SCE&G COL	Location:	Project No.: 6234063534S
	Boring No.: B-222	Tested By: HJ	Checked By: JL <i>[Signature]</i> 11/24/06
	Sample No.: UD-2	Test Date: 9/16/06	Depth: 18.5 Ft
	Test No.: 5385	Sample Type: Shelby Tube	Elevation:
	Description: Silty Sand		
	Remarks: Cr = 0.06		

CONSOLIDATION TEST DATA

SUMMARY REPORT



				Before Test	After Test	
Overburden Pressure: 0 psf				Water Content, %	20.79	21.65
Preconsolidation Pressure: 7800 psf				Dry Unit Weight, pcf	92.61	109.4
Compression Index: 0.37				Saturation, %	64.75	99.43
Diameter: 2.5 in		Height: 1 in		Void Ratio		
				0.91	0.62	
LL: NP	PL: NP	PI: NP	GS: 2.83			

MACTEC	Project: SCE&G COL	Location:	Project No.: 6234063534S
	Boring No.: B-222	Tested By: HJ	Checked By: JL <i>JL 11/24/06</i>
	Sample No.: UD-2	Test Date: 9/16/06	Depth: 18.5 Ft.
	Test No.: 5385	Sample Type: Shelby Tube	Elevation:
	Description: Silty Sand		
	Remarks: Cr = 0.06		

CONSOLIDATION TEST DATA

Project: SCE&G COL
 Boring No.: B-222
 Sample No.: UD-2
 Test No.: 5385

Location:
 Tested By: HJ
 Test Date: 9/16/06
 Sample Type: Shelby Tube

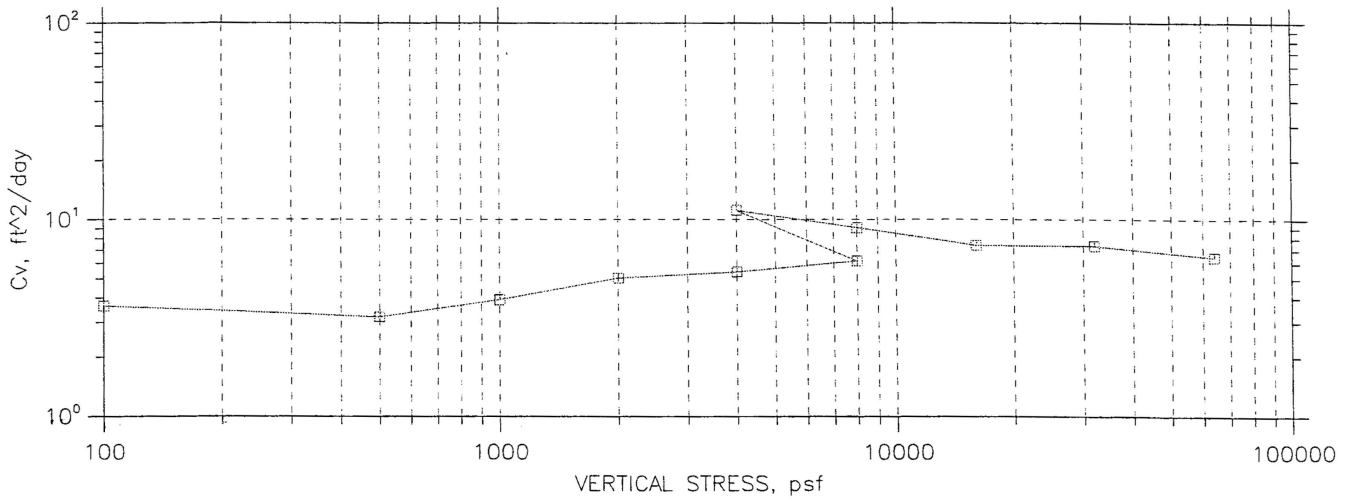
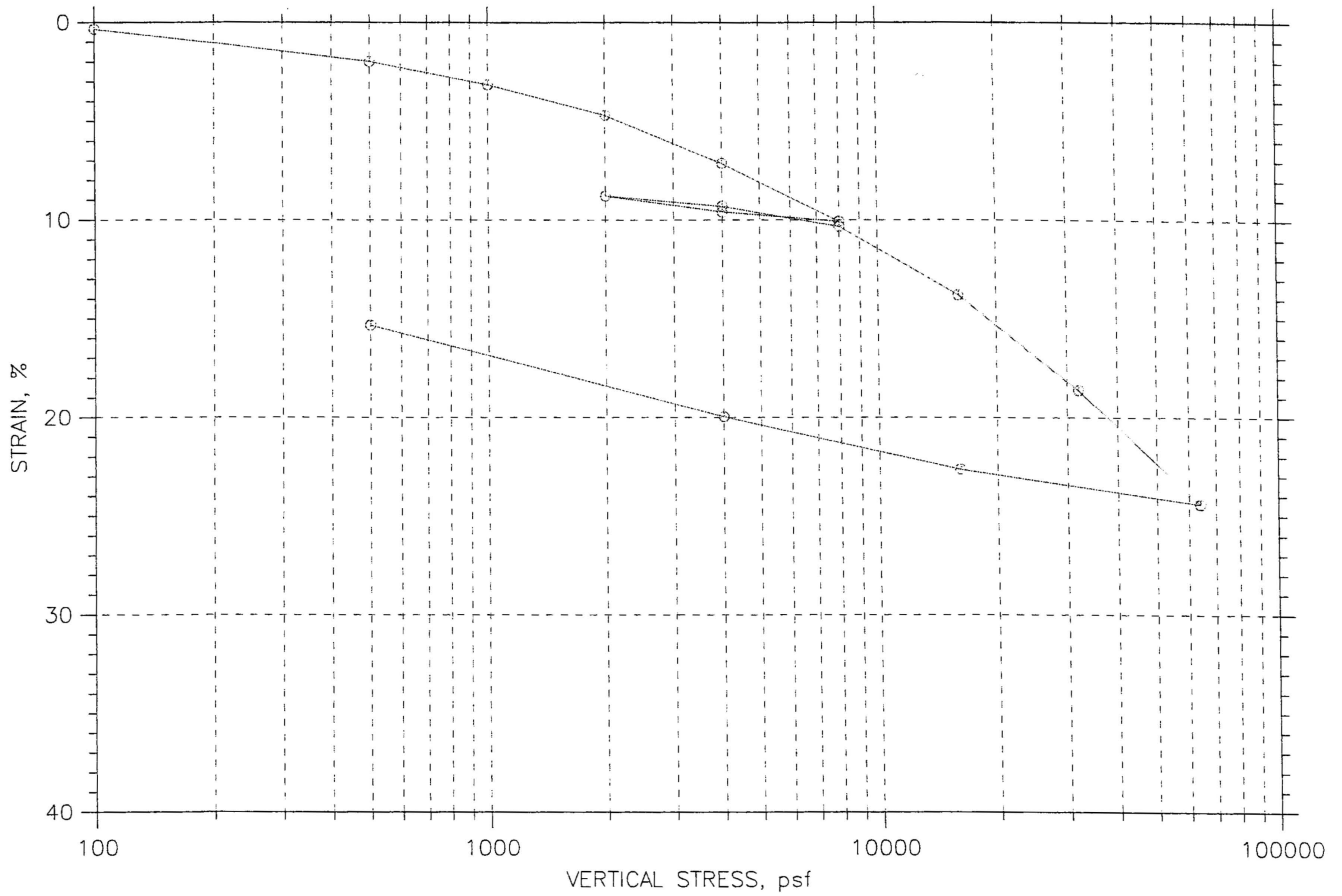
Project No.: 6234063534S
 Checked By: JL
 Depth: 18.5 Ft.
 Elevation:

Soil Description: Silty Sand
 Remarks: Cr = 0.06

	Applied Stress psf	Final Displacement in	Void Ratio	Strain at End %	T50 Fitting		Coefficient of Consolidation		
					Sq.Rt. min	Log min	Sq.Rt. ft^2/day	Log ft^2/day	Ave. ft^2/day
1	100	0.003325	0.903	0.33	0.1	0.0	3.64e+000	0.00e+000	3.64e+000
2	500	0.01979	0.872	1.98	0.2	0.1	3.18e+000	3.22e+000	3.20e+000
3	1e+003	0.03148	0.850	3.15	0.1	0.0	3.92e+000	0.00e+000	3.92e+000
4	2e+003	0.04702	0.820	4.70	0.1	0.1	4.81e+000	5.31e+000	5.05e+000
5	4e+003	0.0712	0.774	7.12	0.1	0.1	4.65e+000	6.51e+000	5.43e+000
6	8e+003	0.1006	0.718	10.06	0.1	0.1	5.58e+000	6.88e+000	6.16e+000
7	4e+003	0.09586	0.727	9.59	0.0	0.0	1.44e+001	0.00e+000	1.44e+001
8	2e+003	0.08775	0.742	8.78	0.1	0.0	7.52e+000	0.00e+000	7.52e+000
9	4e+003	0.09296	0.732	9.30	0.0	0.0	1.16e+001	1.08e+001	1.12e+001
10	8e+003	0.1033	0.712	10.33	0.0	0.0	8.30e+000	1.01e+001	9.10e+000
11	1.6e+004	0.138	0.646	13.80	0.1	0.0	6.90e+000	8.00e+000	7.41e+000
12	3.2e+004	0.1861	0.554	18.61	0.1	0.0	6.58e+000	8.37e+000	7.37e+000
13	6.4e+004	0.2438	0.444	24.38	0.1	0.0	5.60e+000	7.60e+000	6.45e+000
14	1.6e+004	0.2263	0.478	22.63	0.0	0.0	8.15e+000	0.00e+000	8.15e+000
15	4e+003	0.1995	0.529	19.95	0.1	0.0	5.59e+000	7.75e+000	6.50e+000
16	500	0.1533	0.617	15.33	0.3	0.2	1.20e+000	1.39e+000	1.29e+000

CONSOLIDATION TEST DATA

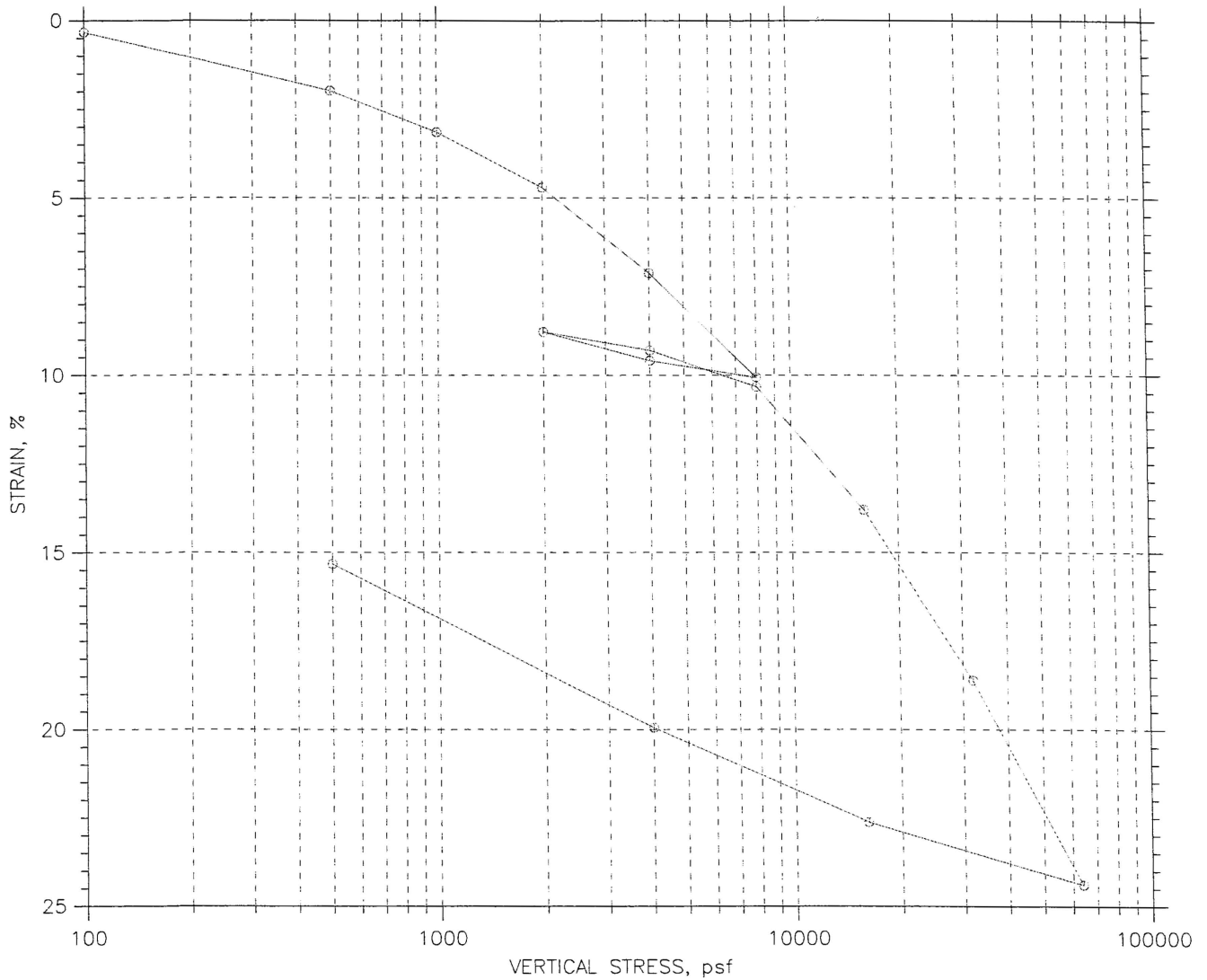
SUMMARY REPORT



MACTEC	Project: SCE&G COL	Location:	Project No.: 6234063534S
	Boring No.: B-222	Tested By: HJ	Checked By: JL <i>[Signature]</i> 11/24/06
	Sample No.: UD-2	Test Date: 9/16/06	Depth: 18.5 Ft.
	Test No.: 5385	Sample Type: Shelby Tube	Elevation:
	Description: Silty Sand		
	Remarks: Cr = 0.06		

CONSOLIDATION TEST DATA

SUMMARY REPORT



				Before Test	After Test
Overburden Pressure: 0 psf				20.79	21.65
Preconsolidation Pressure: 7800 psf				92.61	109.4
Compression Index: 0.37				64.75	99.43
Diameter: 2.5 in		Height: 1 in		0.91	0.62
LL: NP	PL: NP	PI: NP	GS: 2.83		

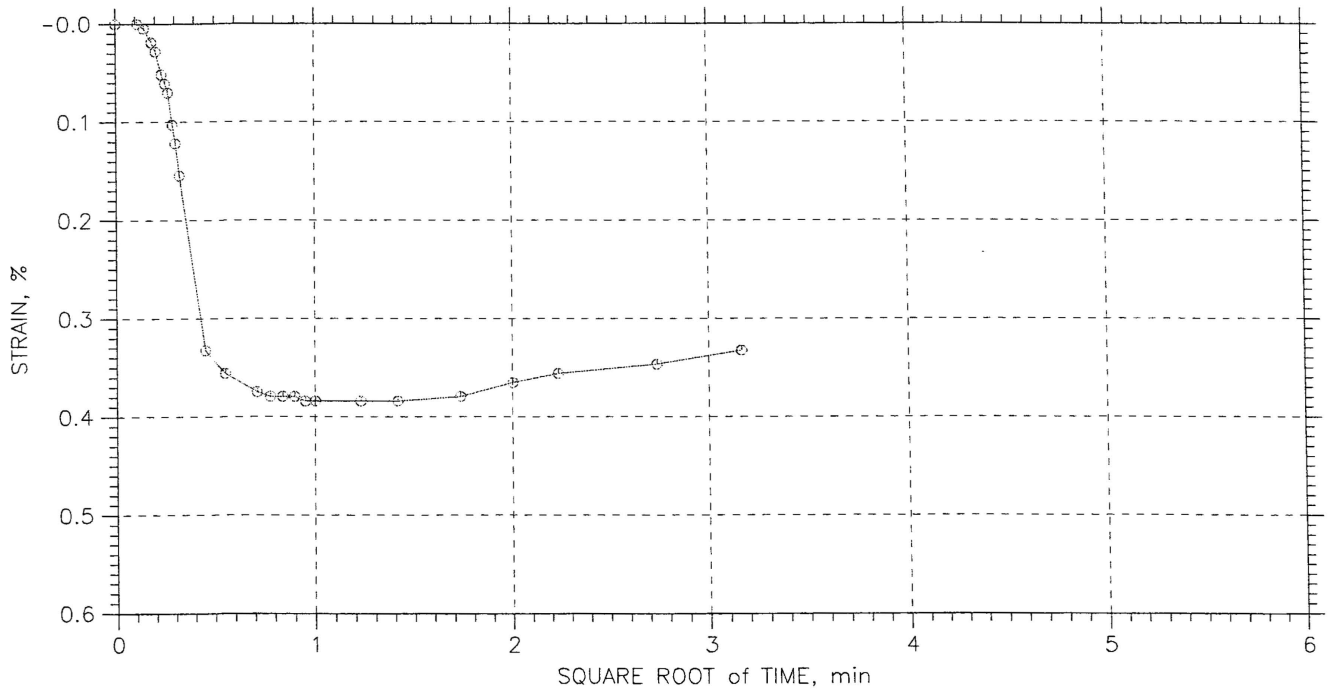
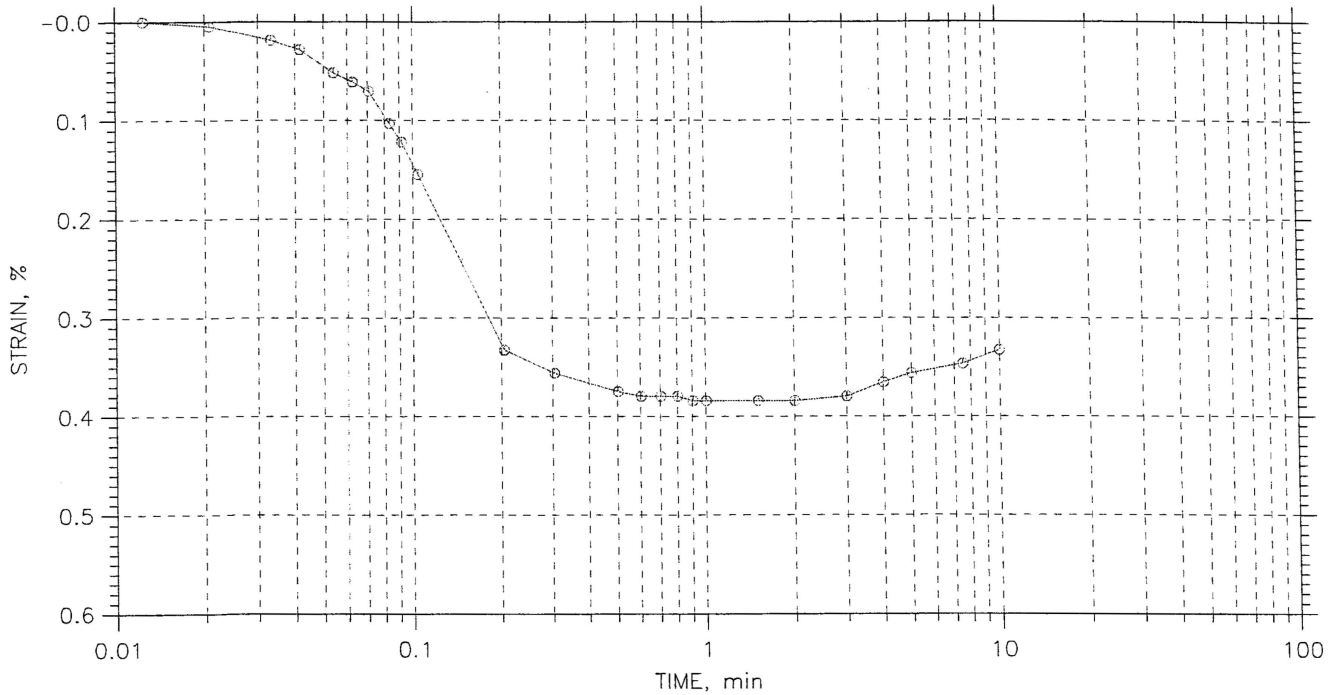
MACTEC	Project: SCE&G COL		Location:		Project No.: 6234063534S	
	Boring No.: B-222		Tested By: HJ		Checked By: JL <i>[Signature]</i> 11/24/06	
	Sample No.: UD-2		Test Date: 9/16/06		Depth: 18.5 Ft.	
	Test No.: 5385		Sample Type: Shelby Tube		Elevation:	
	Description: Silty Sand					
	Remarks: Cr = 0.06					

CONSOLIDATION TEST DATA

TIME CURVES

Constant Load Step: 1 of 16

Stress: 100. psf



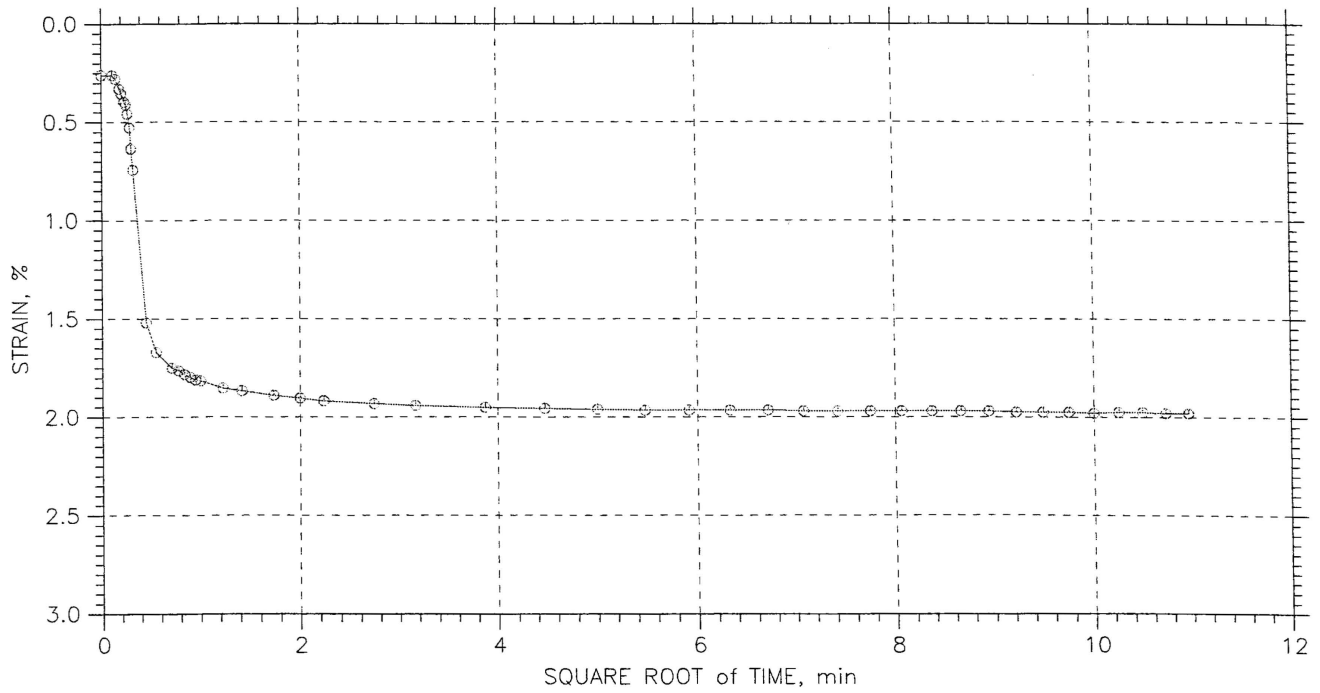
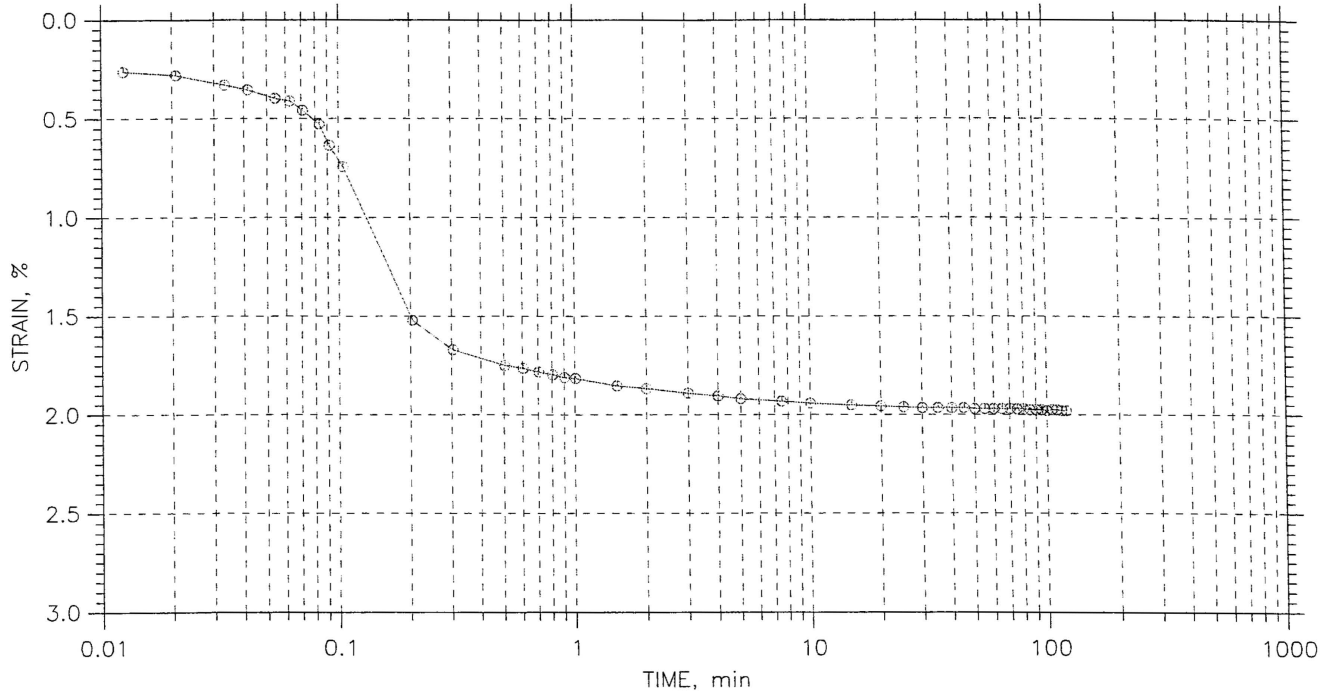
MACTEC	Project: SCE&G COL	Location:	Project No.: 6234063534S
	Boring No.: B-222	Tested By: HJ	Checked By: JL
	Sample No.: UD-2	Test Date: 9/16/06	Depth: 18.5 Ft.
	Test No.: 5385	Sample Type: Shelby Tube	Elevation:
	Description: Silty Sand		
	Remarks: Cr = 0.06		

CONSOLIDATION TEST DATA

TIME CURVES

Constant Load Step: 2 of 16

Stress: 500. psf



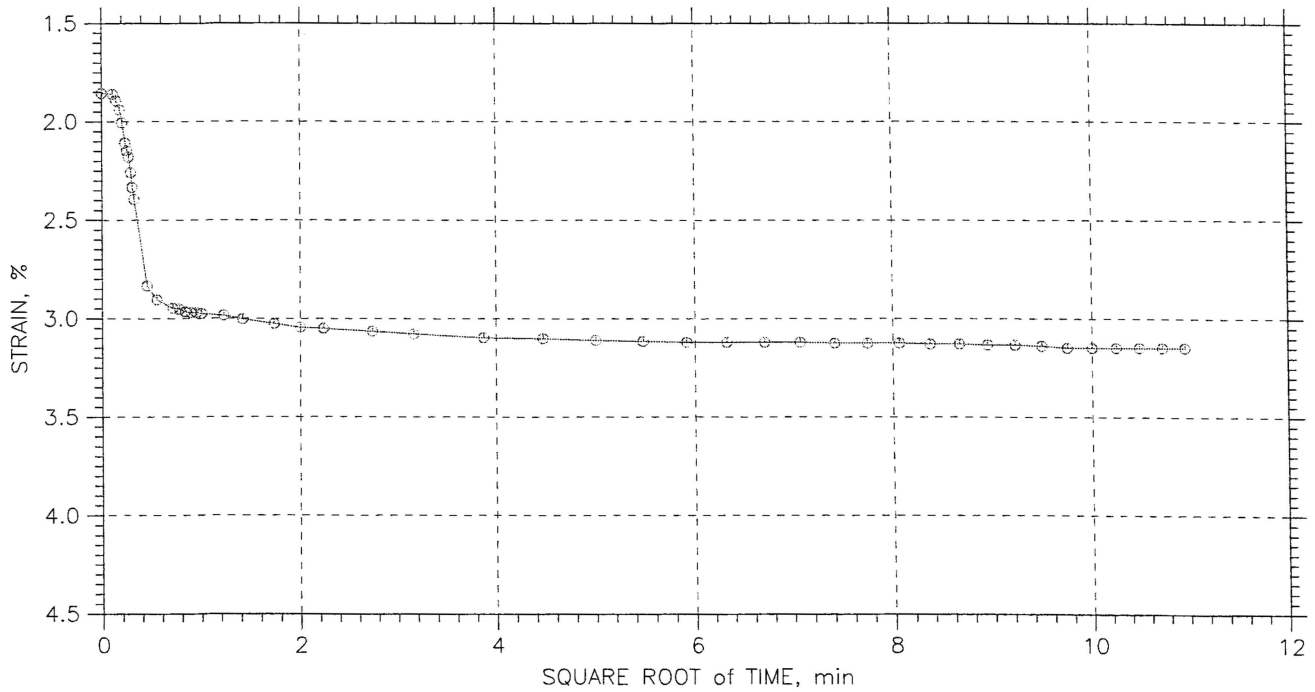
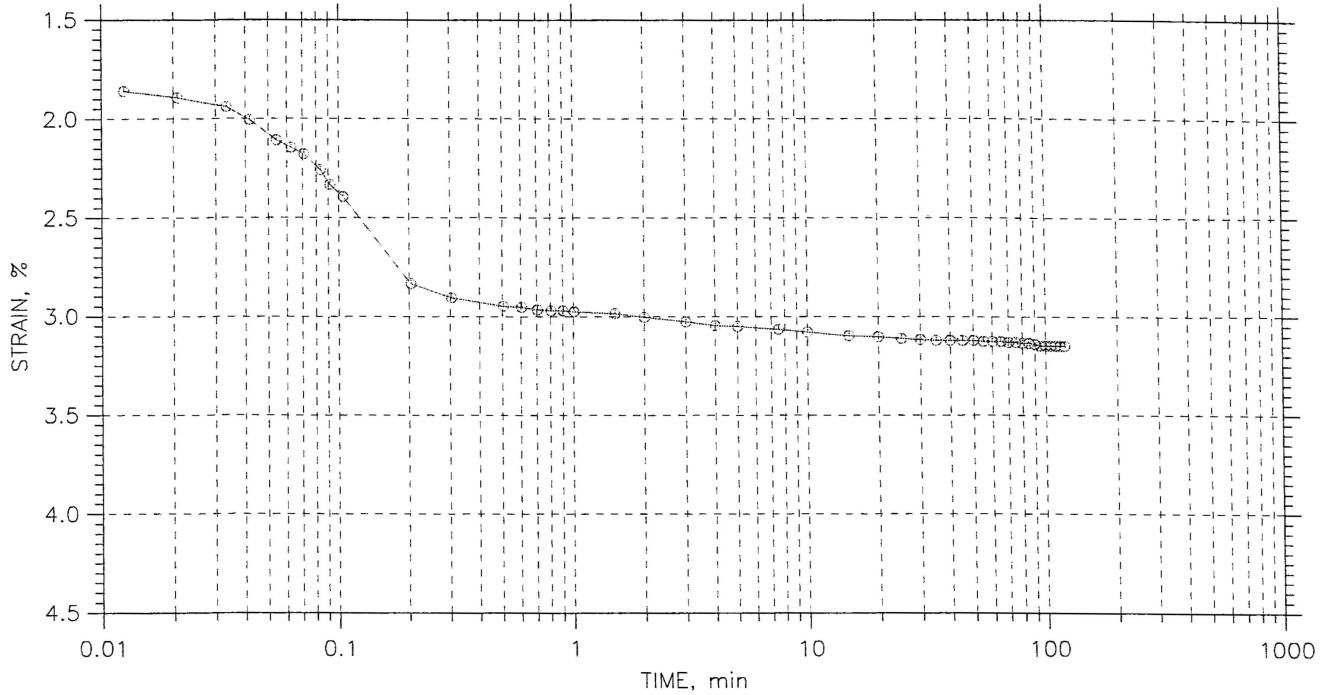
MACTEC	Project: SCE&G COL	Location:	Project No.: 6234063534S
	Boring No.: B-222	Tested By: HJ	Checked By: JL
	Sample No.: UD-2	Test Date: 9/16/06	Depth: 18.5 Ft.
	Test No.: 5385	Sample Type: Shelby Tube	Elevation:
	Description: Silty Sand		
	Remarks: Cr = 0.06		

CONSOLIDATION TEST DATA

TIME CURVES

Constant Load Step: 3 of 16

Stress: 1000. psf



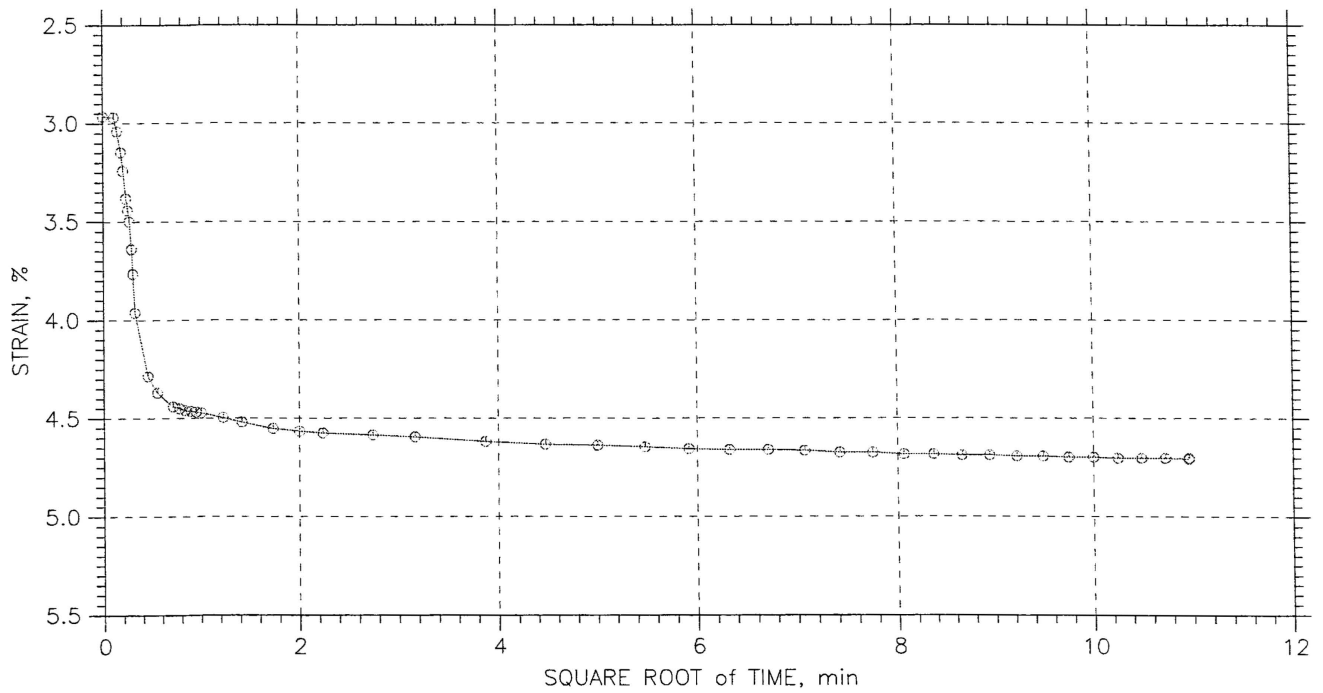
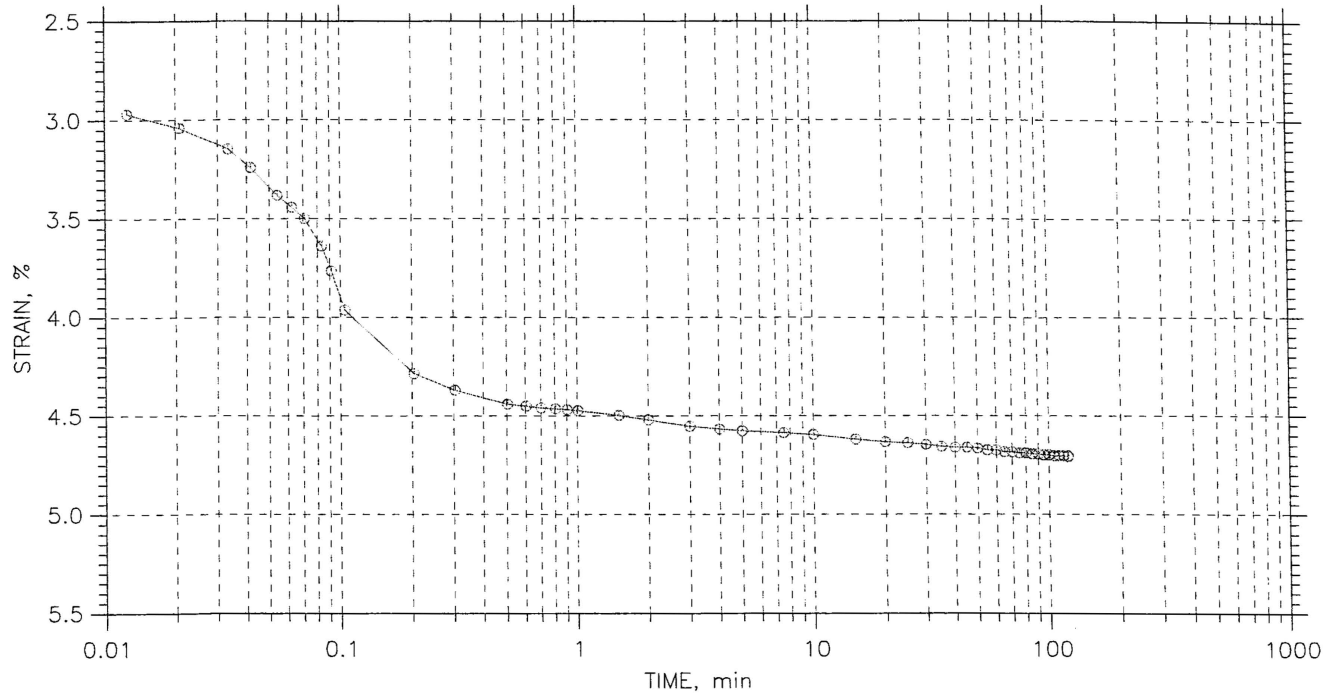
MACTEC	Project: SCE&G COL	Location:	Project No.: 6234063534S
	Boring No.: B-222	Tested By: HJ	Checked By: JL
	Sample No.: UD-2	Test Date: 9/16/06	Depth: 18.5 Ft.
	Test No.: 5385	Sample Type: Shelby Tube	Elevation:
	Description: Silty Sand		
	Remarks: Cr = 0.06		

CONSOLIDATION TEST DATA

TIME CURVES

Constant Load Step: 4 of 16

Stress: 2000. psf



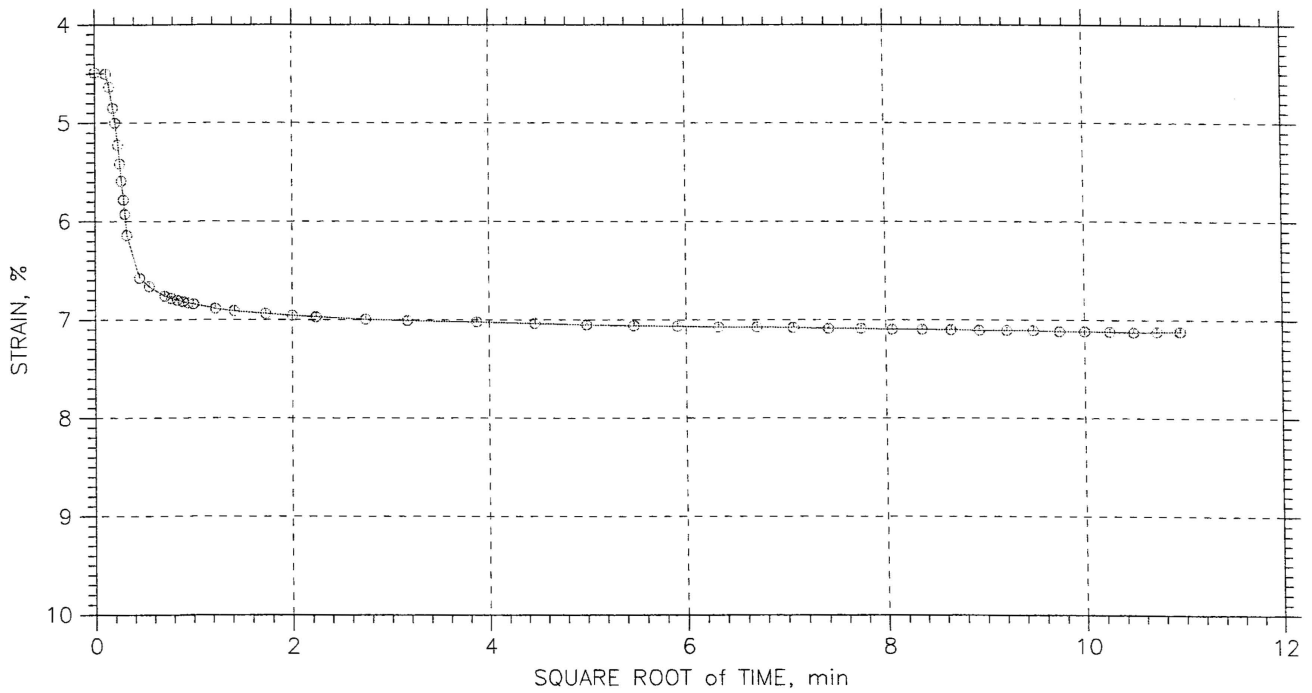
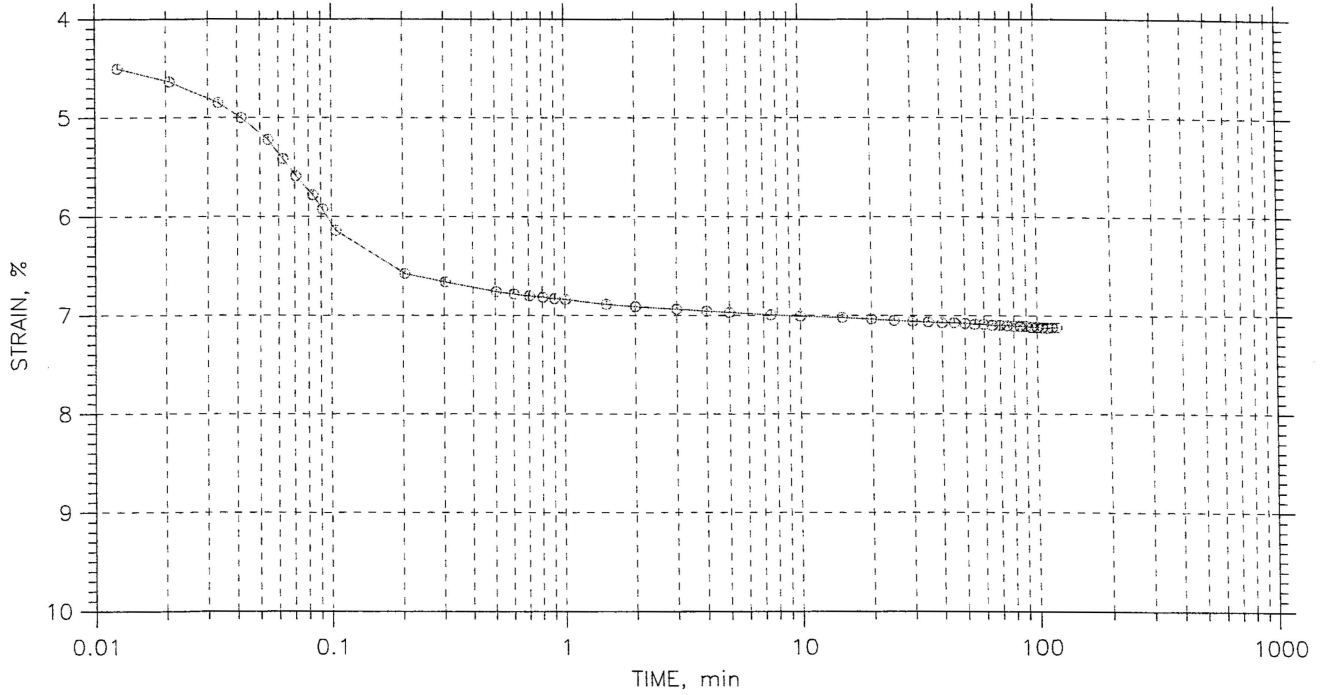
MACTEC	Project: SCE&G COL	Location:	Project No.: 6234063534S
	Boring No.: B-222	Tested By: HJ	Checked By: JL
	Sample No.: UD-2	Test Date: 9/16/06	Depth: 18.5 Ft.
	Test No.: 5385	Sample Type: Shelby Tube	Elevation:
	Description: Silty Sand		
	Remarks: Cr = 0.06		

CONSOLIDATION TEST DATA

TIME CURVES

Constant Load Step: 5 of 16

Stress: 4000. psf



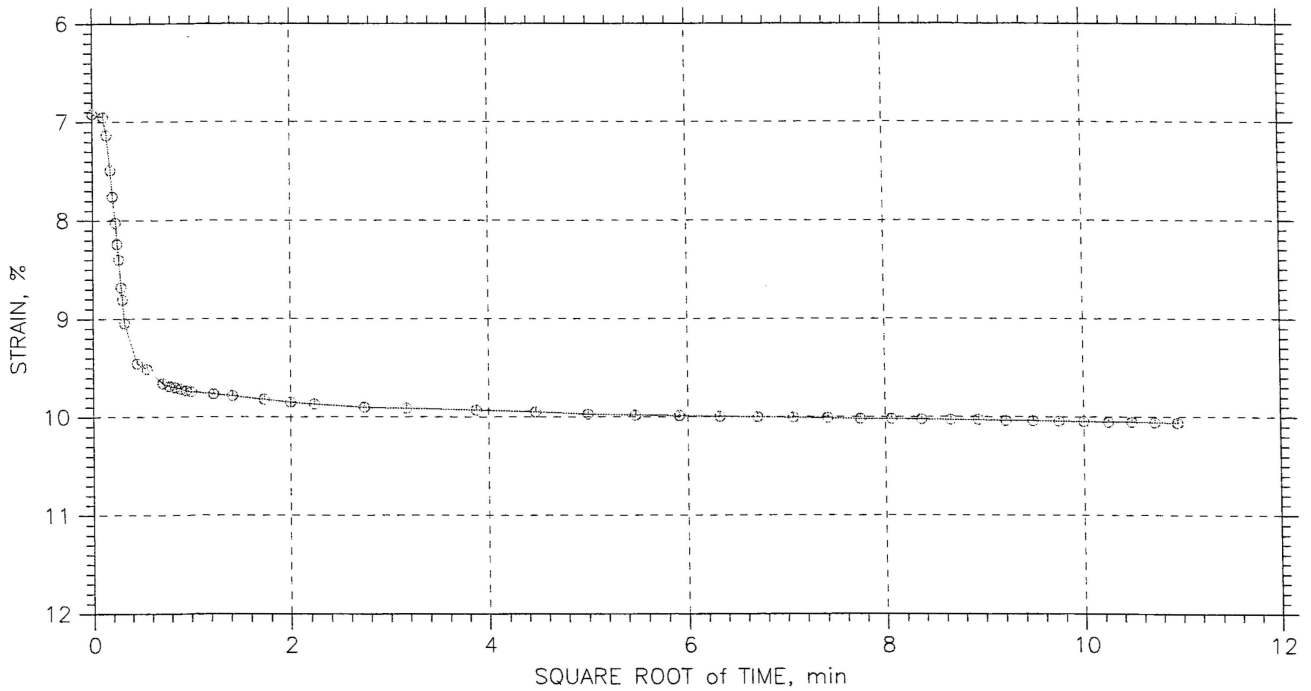
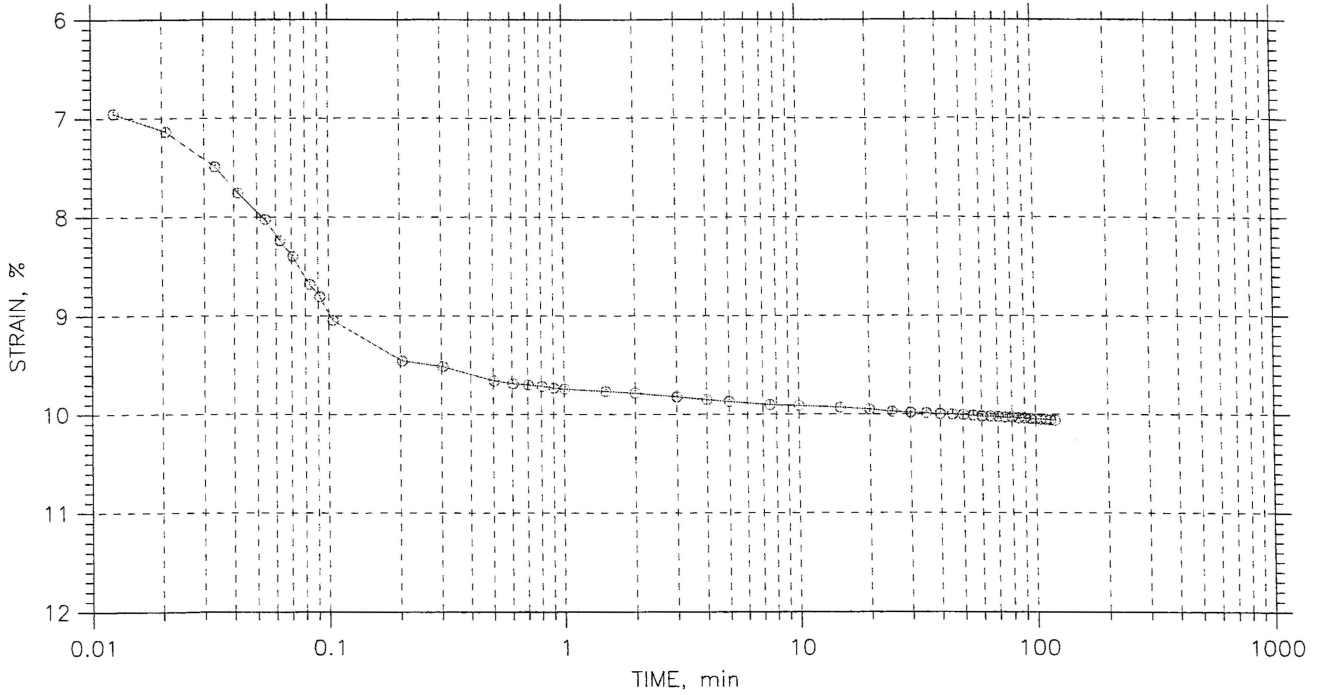
MACTEC	Project: SCE&G COL	Location:	Project No.: 6234063534S
	Boring No.: B-222	Tested By: HJ	Checked By: JL
	Sample No.: UD-2	Test Date: 9/16/06	Depth: 18.5 Ft.
	Test No.: 5385	Sample Type: Shelby Tube	Elevation:
	Description: Silty Sand		
	Remarks: Cr = 0.06		

CONSOLIDATION TEST DATA

TIME CURVES

Constant Load Step: 6 of 16

Stress: 8000. psf



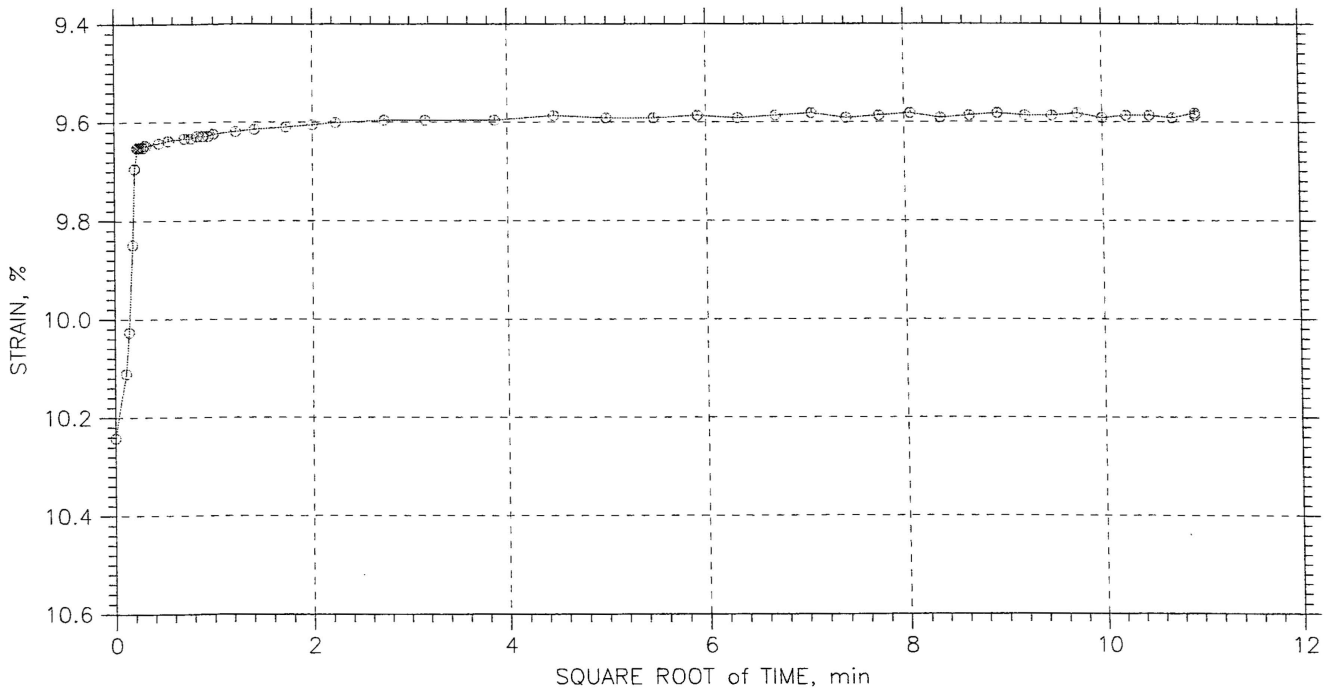
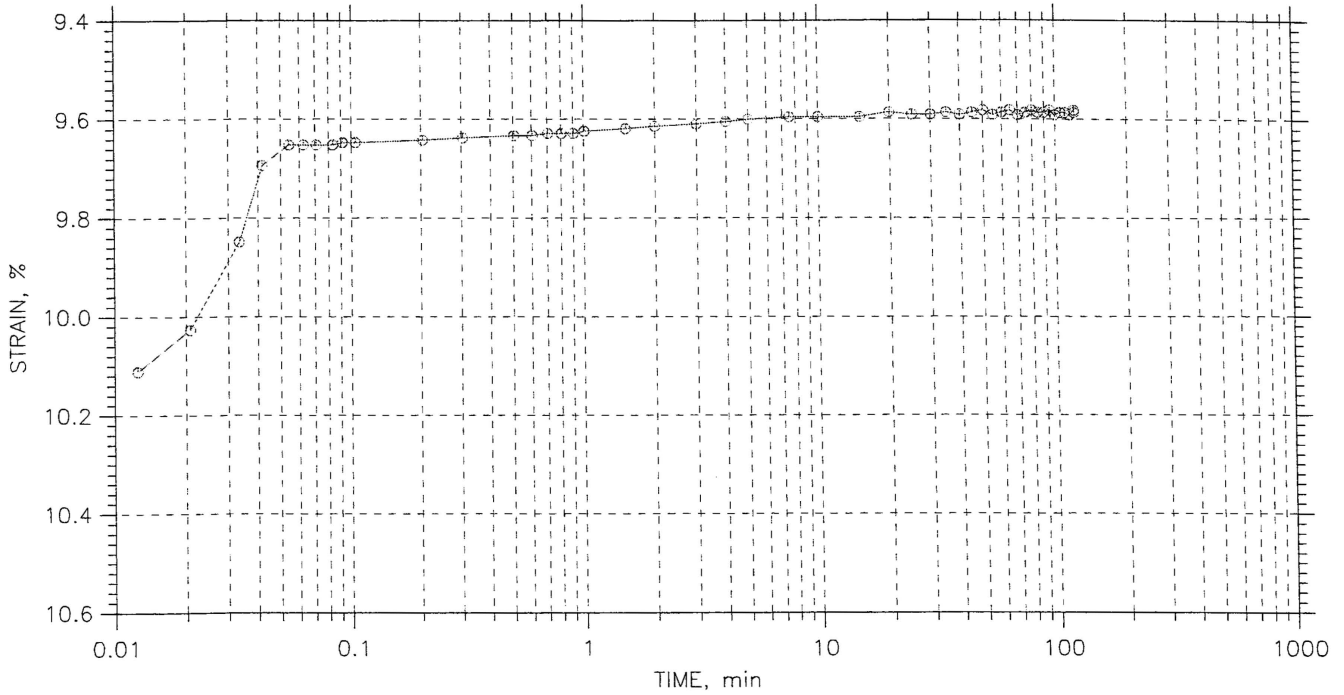
MACTEC	Project: SCE&G COL	Location:	Project No.: 6234063534S
	Boring No.: B-222	Tested By: HJ	Checked By: JL
	Sample No.: UD-2	Test Date: 9/16/06	Depth: 18.5 Ft.
	Test No.: 5385	Sample Type: Shelby Tube	Elevation:
	Description: Silty Sand		
	Remarks: Cr = 0.06		

CONSOLIDATION TEST DATA

TIME CURVES

Constant Load Step: 7 of 16

Stress: 4000. psf



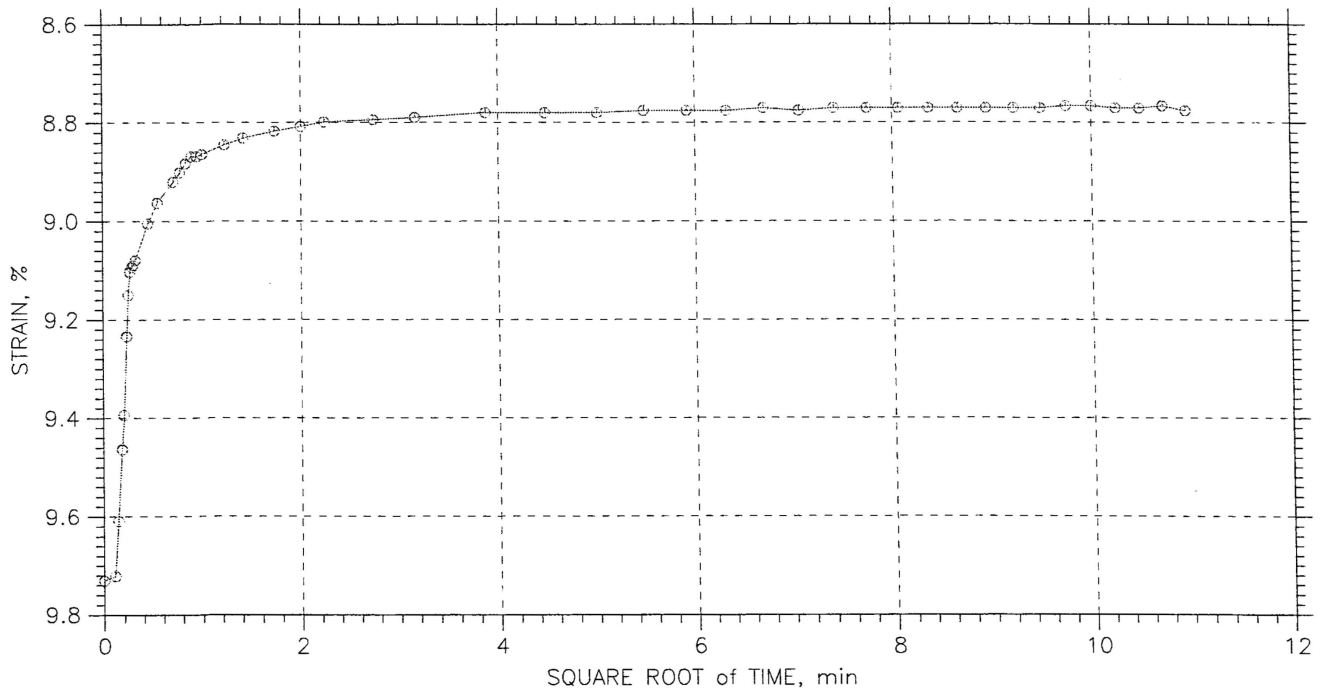
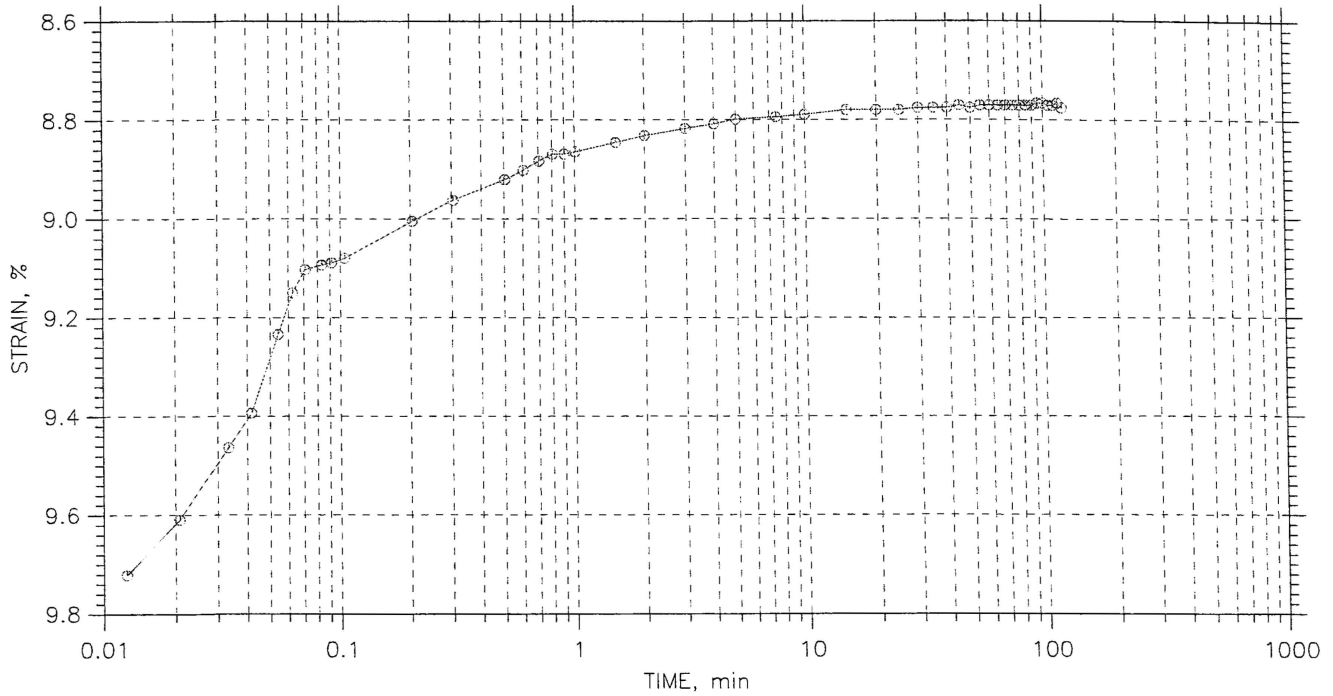
MACTEC	Project: SCE&G COL	Location:	Project No.: 6234063534S
	Boring No.: B-222	Tested By: HJ	Checked By: JL
	Sample No.: UD-2	Test Date: 9/16/06	Depth: 18.5 Ft.
	Test No.: 5385	Sample Type: Shelby Tube	Elevation:
	Description: Silty Sand		
	Remarks: Cr = 0.06		

CONSOLIDATION TEST DATA

TIME CURVES

Constant Load Step: 8 of 16

Stress: 2000. psf



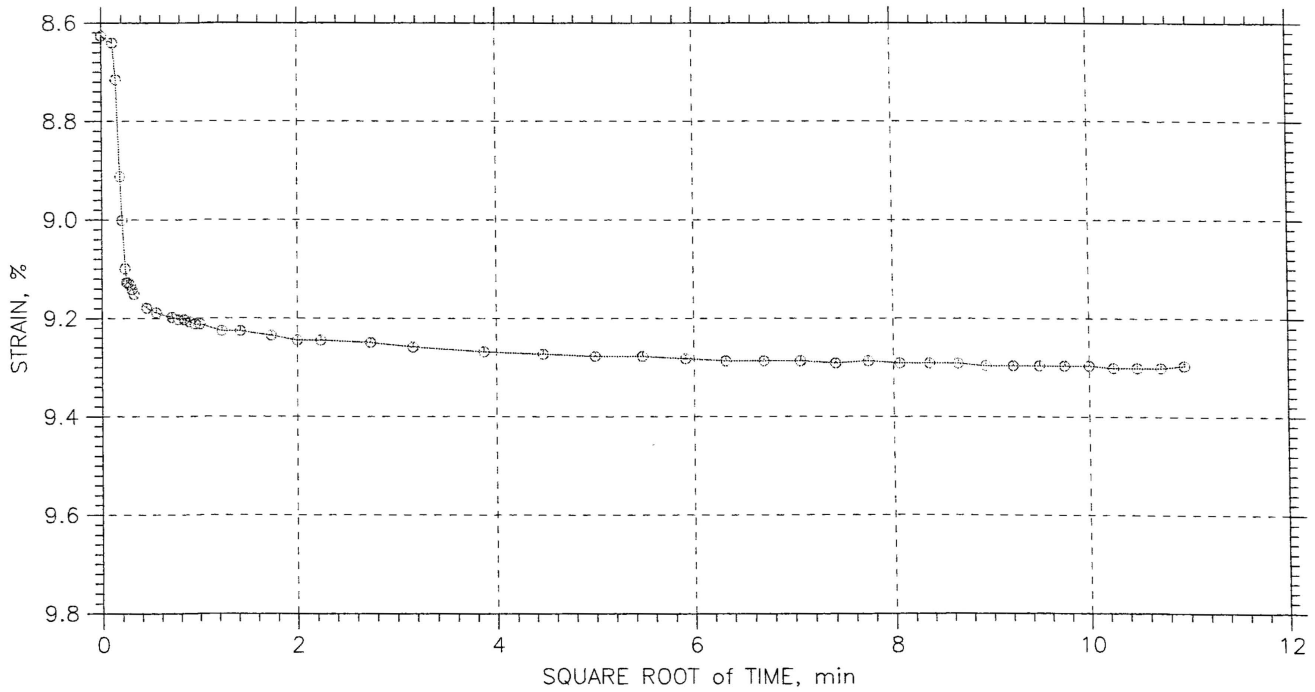
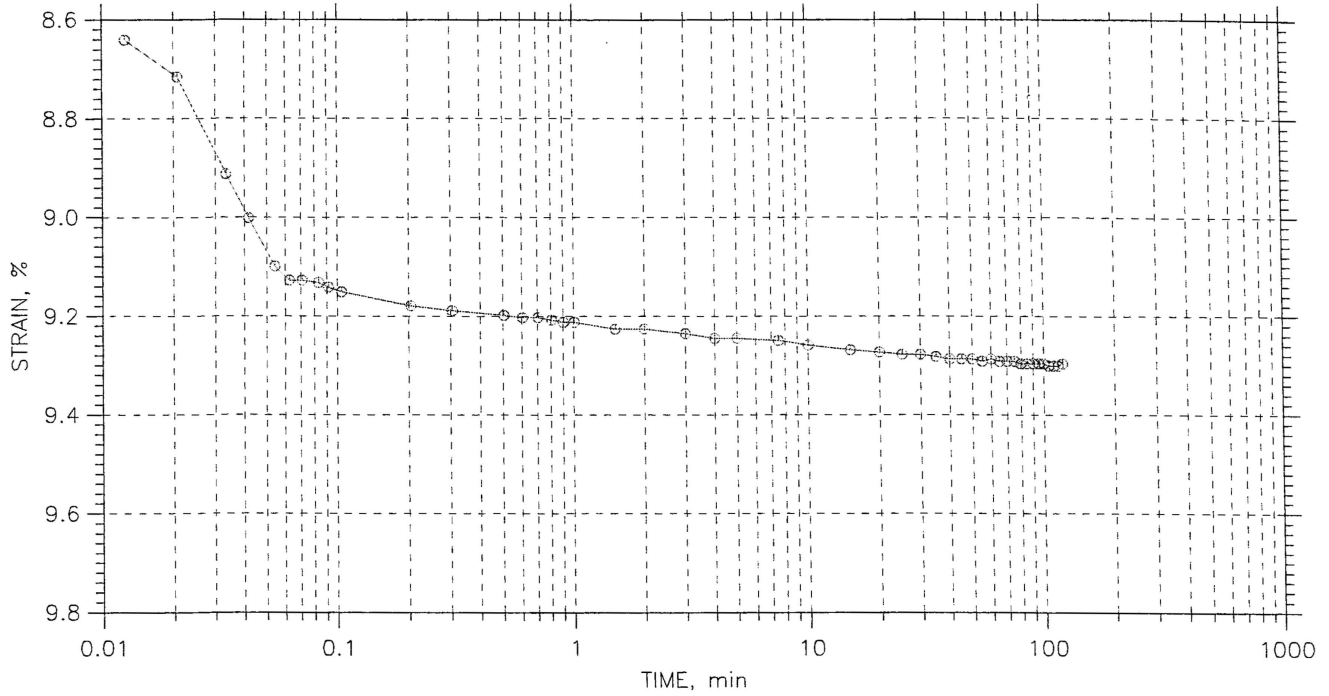
MACTEC	Project: SCE&G COL	Location:	Project No.: 6234063534S
	Boring No.: B-222	Tested By: HJ	Checked By: JL
	Sample No.: UD-2	Test Date: 9/16/06	Depth: 18.5 Ft.
	Test No.: 5385	Sample Type: Shelby Tube	Elevation:
	Description: Silty Sand		
	Remarks: Cr = 0.06		

CONSOLIDATION TEST DATA

TIME CURVES

Constant Load Step: 9 of 16

Stress: 4000. psf



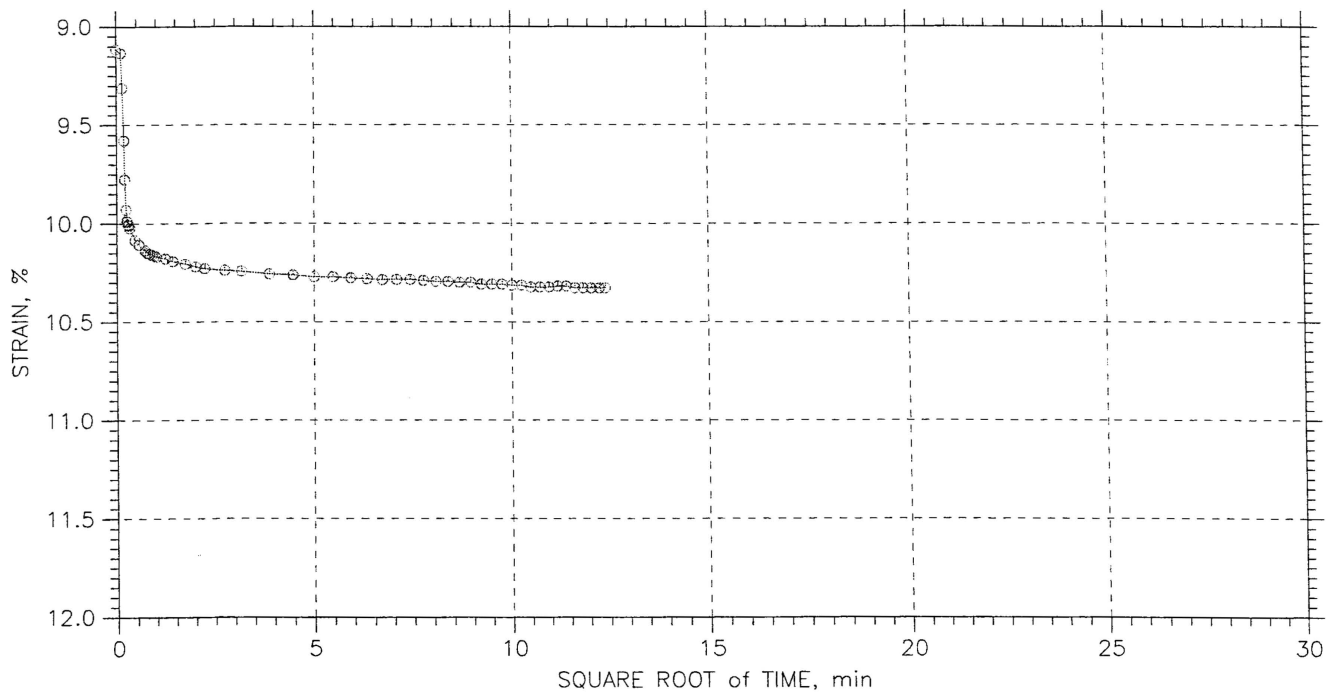
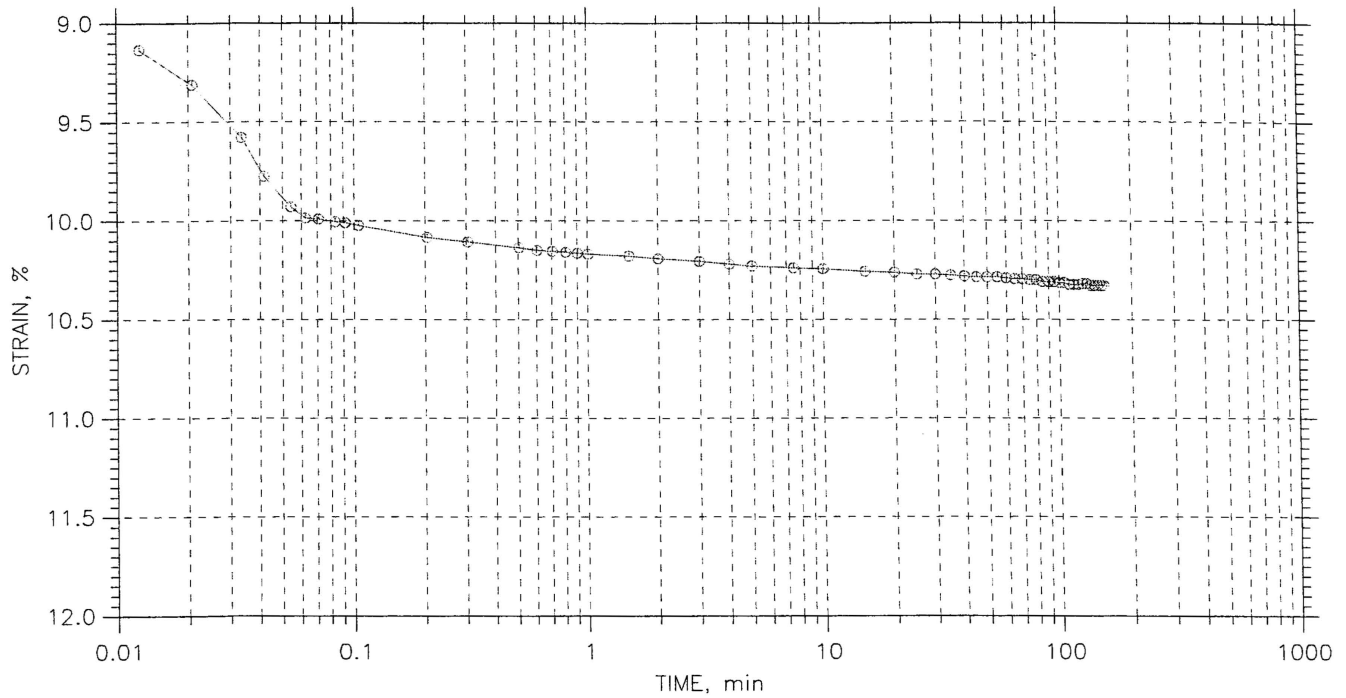
MACTEC	Project: SCE&G COL	Location:	Project No.: 6234063534S
	Boring No.: B-222	Tested By: HJ	Checked By: JL
	Sample No.: UD-2	Test Date: 9/16/06	Depth: 18.5 Ft.
	Test No.: 5385	Sample Type: Shelby Tube	Elevation:
	Description: Silty Sand		
	Remarks: Cr = 0.06		

CONSOLIDATION TEST DATA

TIME CURVES

Constant Load Step: 10 of 16

Stress: 8000. psf



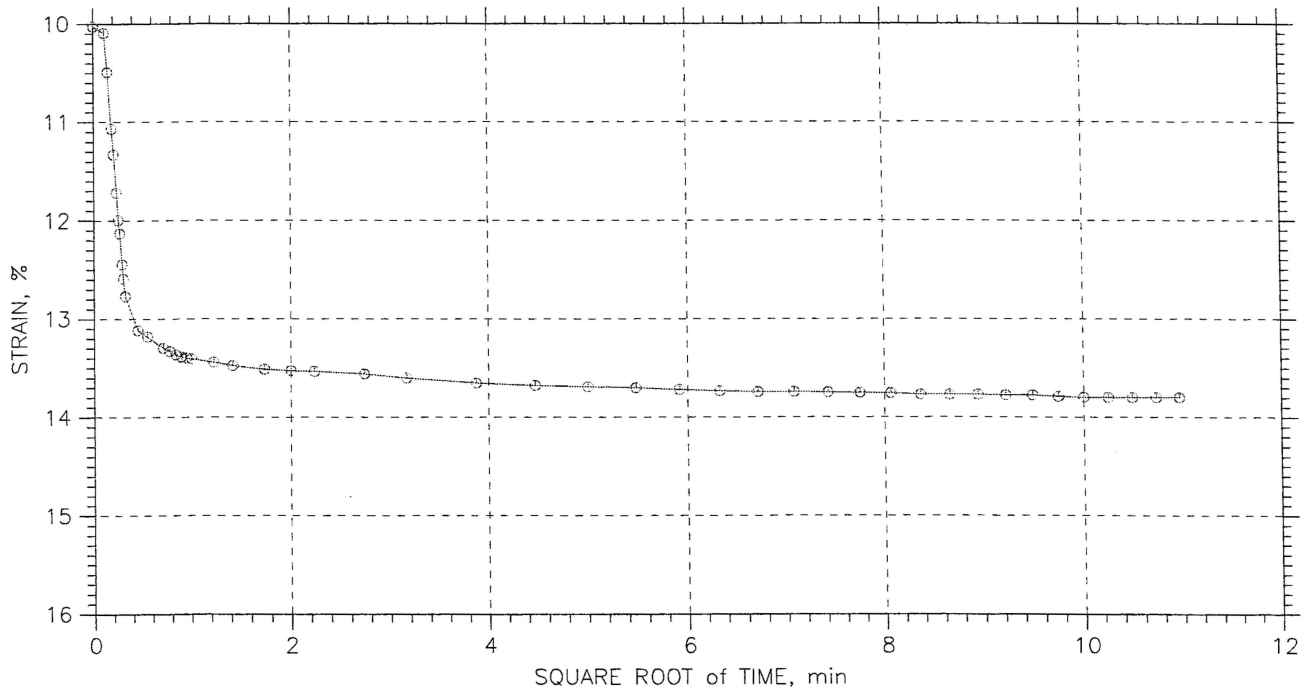
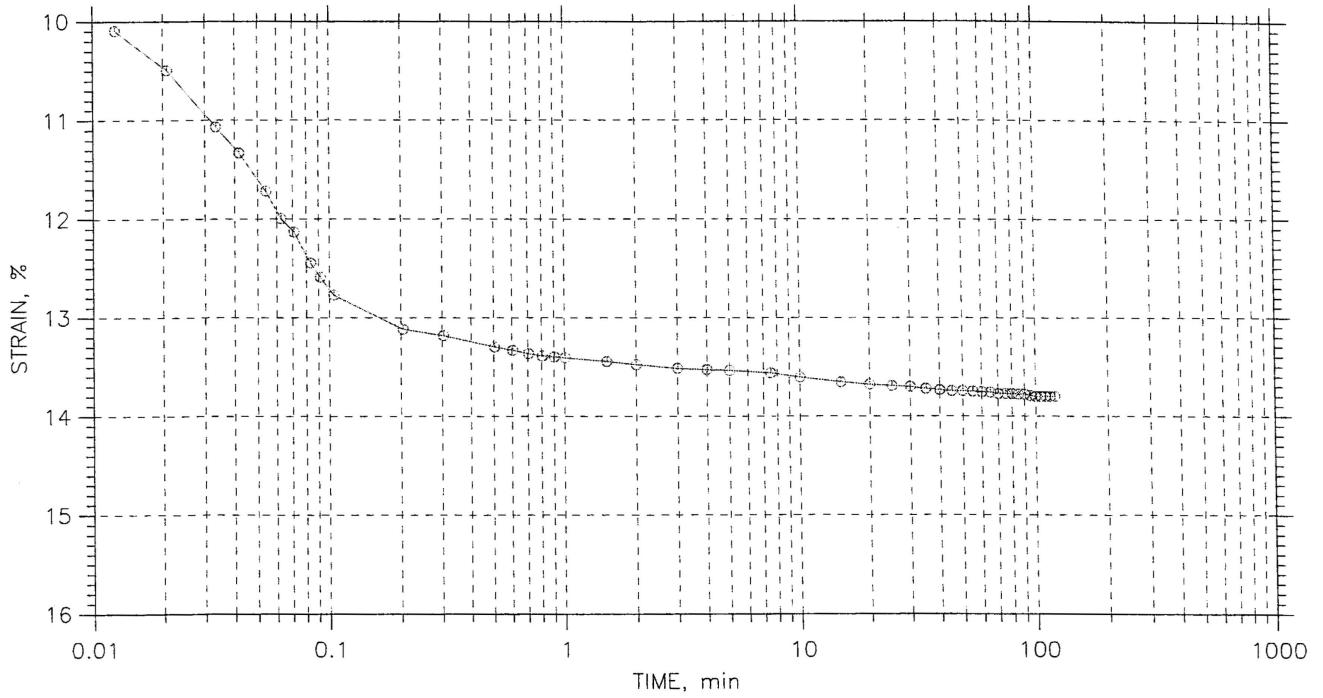
MACTEC	Project: SCE&G COL	Location:	Project No.: 6234063534S
	Boring No.: B-222	Tested By: HJ	Checked By: JL
	Sample No.: UD-2	Test Date: 9/16/06	Depth: 18.5 Ft.
	Test No.: 5385	Sample Type: Shelby Tube	Elevation:
	Description: Silty Sand		
	Remarks: Cr = 0.06		

CONSOLIDATION TEST DATA

TIME CURVES

Constant Load Step: 11 of 16

Stress: 16000 psf



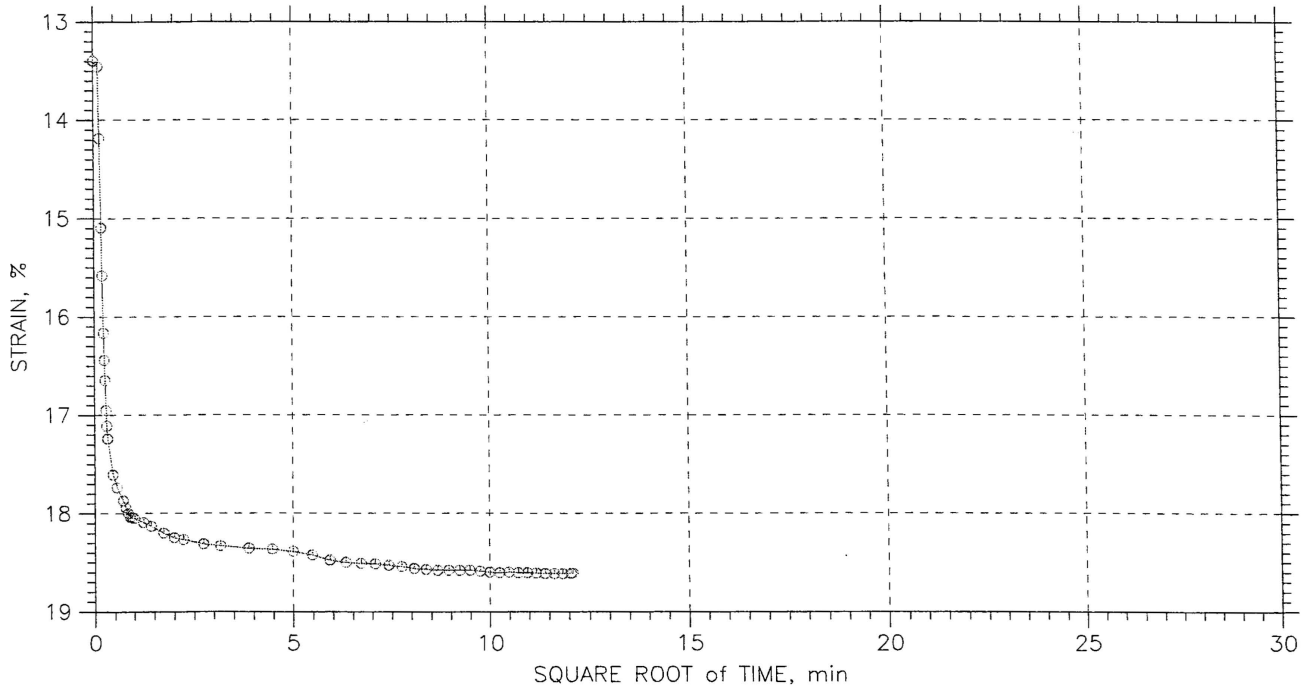
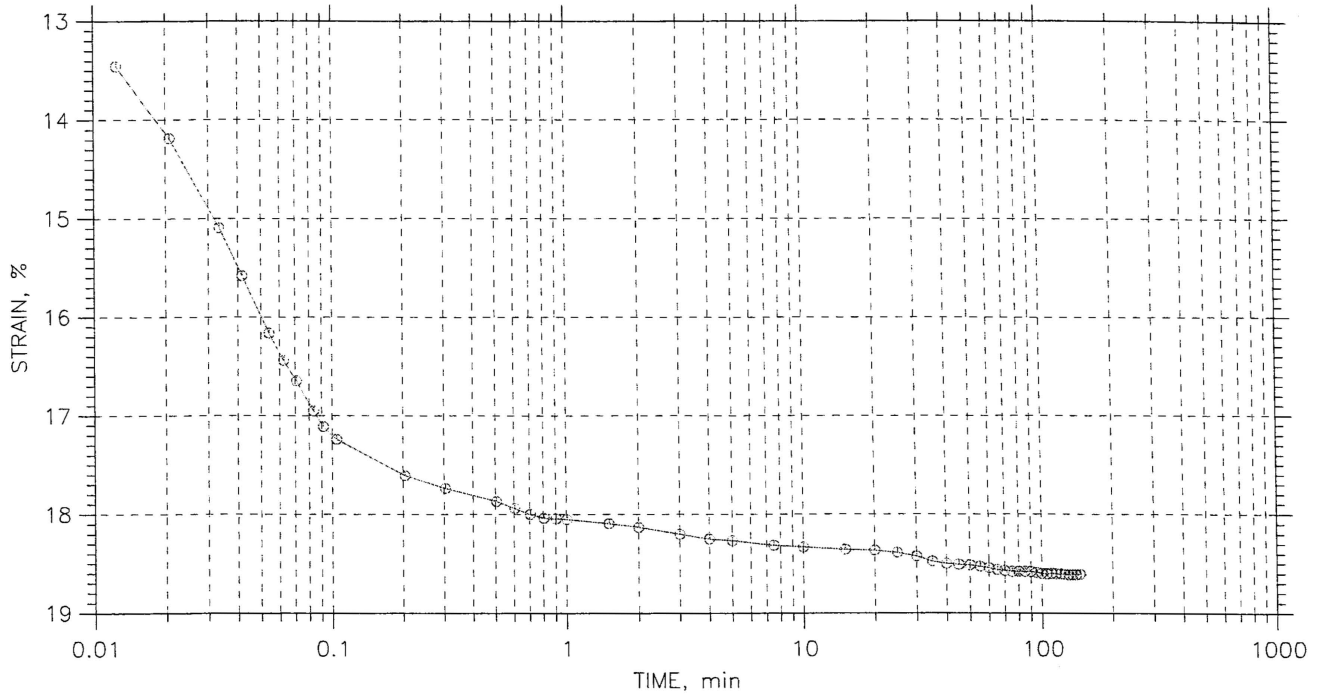
MACTEC	Project: SCE&G COL	Location:	Project No.: 6234063534S
	Boring No.: B-222	Tested By: HJ	Checked By: JL
	Sample No.: UD-2	Test Date: 9/16/06	Depth: 18.5 Ft.
	Test No.: 5385	Sample Type: Shelby Tube	Elevation:
	Description: Silty Sand		
	Remarks: Cr = 0.06		

CONSOLIDATION TEST DATA

TIME CURVES

Constant Load Step: 12 of 16

Stress: 32000 psf



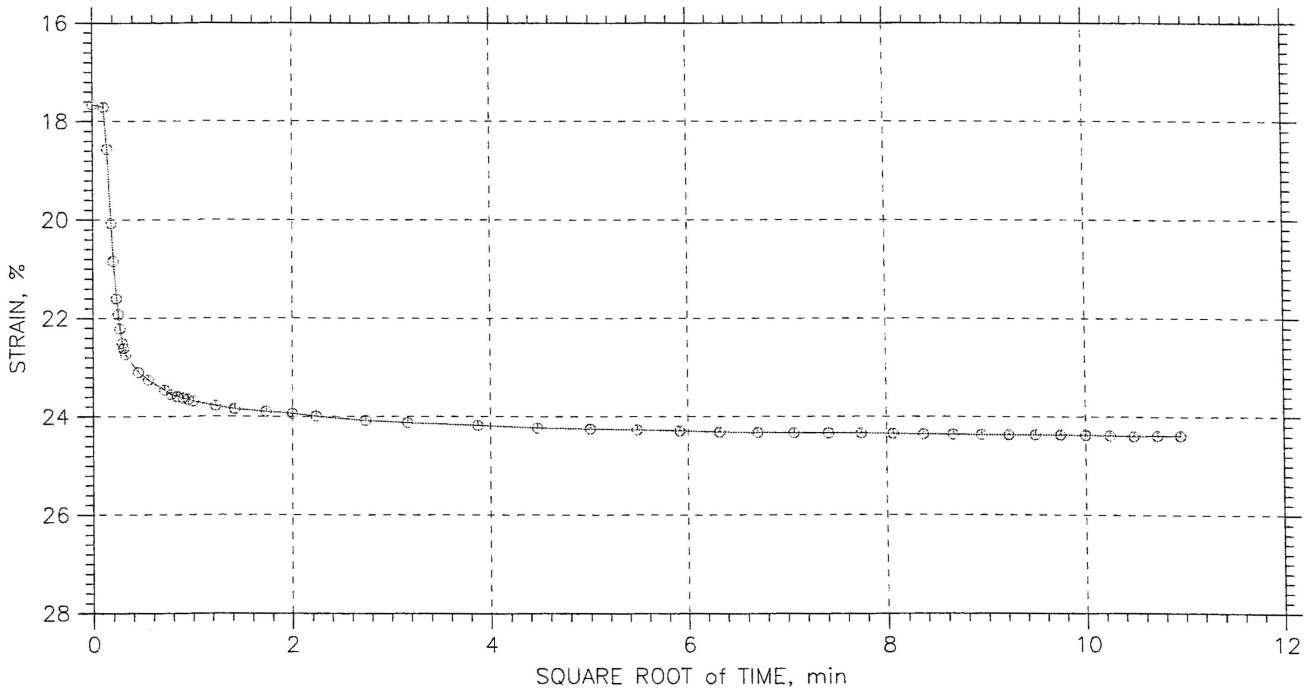
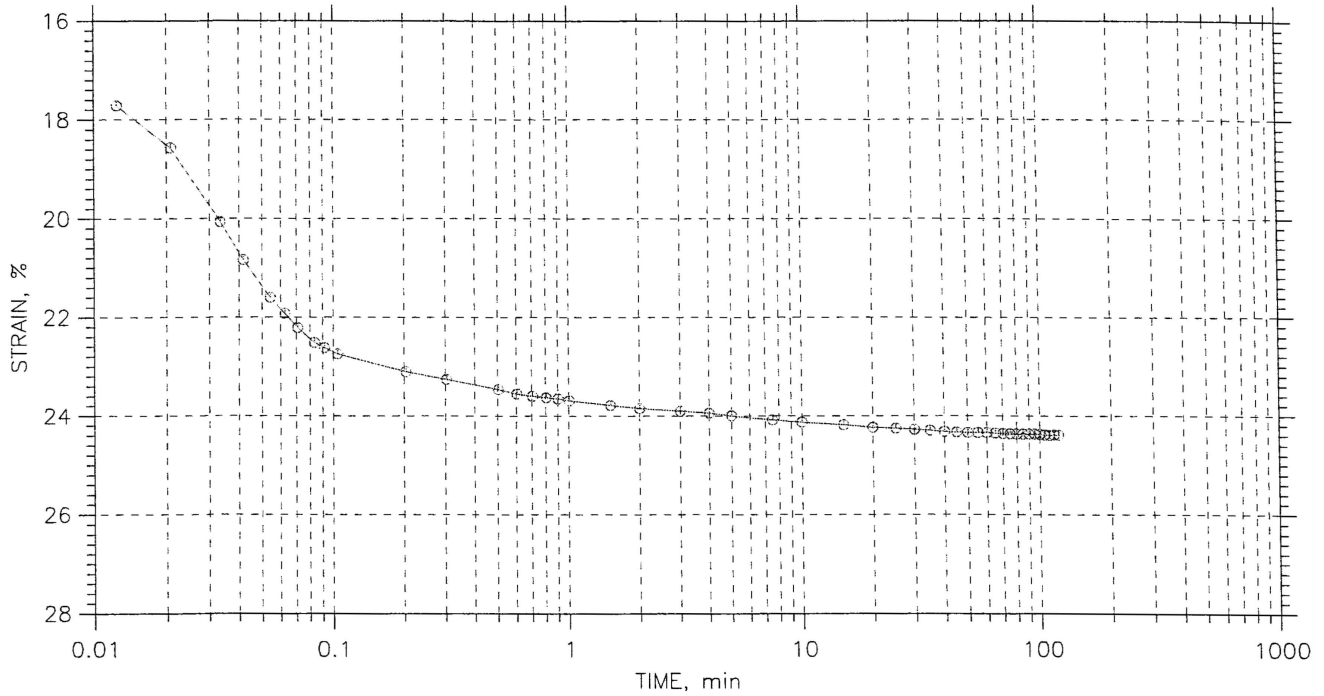
MACTEC	Project: SCE&G COL	Location:	Project No.: 6234063534S
	Boring No.: B-222	Tested By: HJ	Checked By: JL
	Sample No.: UD-2	Test Date: 9/16/06	Depth: 18.5 Ft.
	Test No.: 5385	Sample Type: Shelby Tube	Elevation:
	Description: Silty Sand		
	Remarks: Cr = 0.06		

CONSOLIDATION TEST DATA

TIME CURVES

Constant Load Step: 13 of 16

Stress: 64000 psf



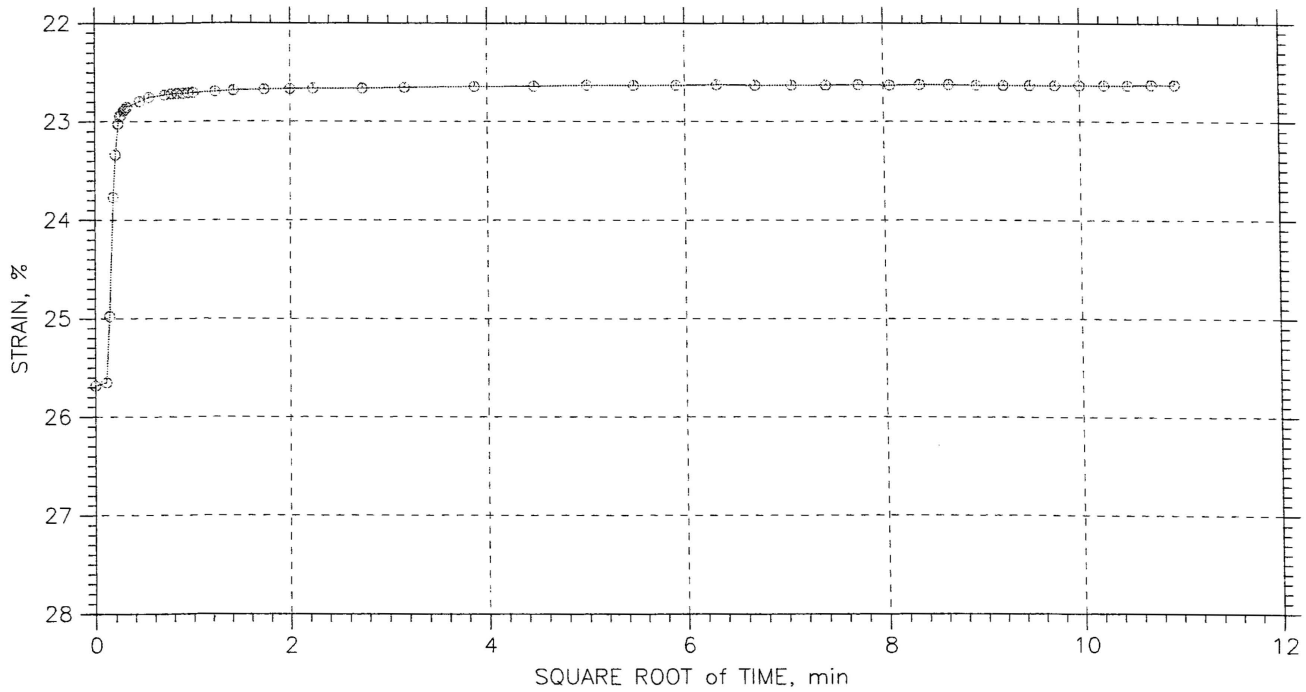
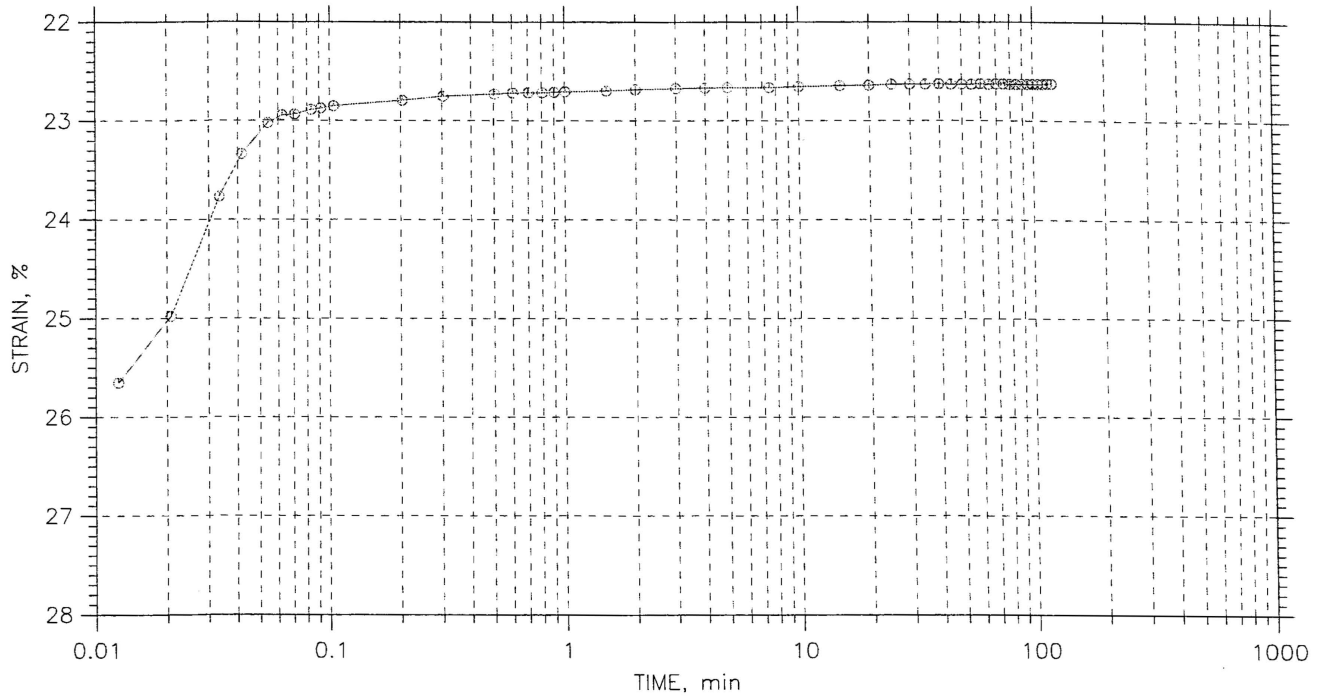
MACTEC	Project: SCE&G COL	Location:	Project No.: 6234063534S
	Boring No.: B-222	Tested By: HJ	Checked By: JL
	Sample No.: UD-2	Test Date: 9/16/06	Depth: 18.5 Ft.
	Test No.: 5385	Sample Type: Shelby Tube	Elevation:
	Description: Silty Sand		
	Remarks: Cr = 0.06		

CONSOLIDATION TEST DATA

TIME CURVES

Constant Load Step: 14 of 16

Stress: 16000 psf



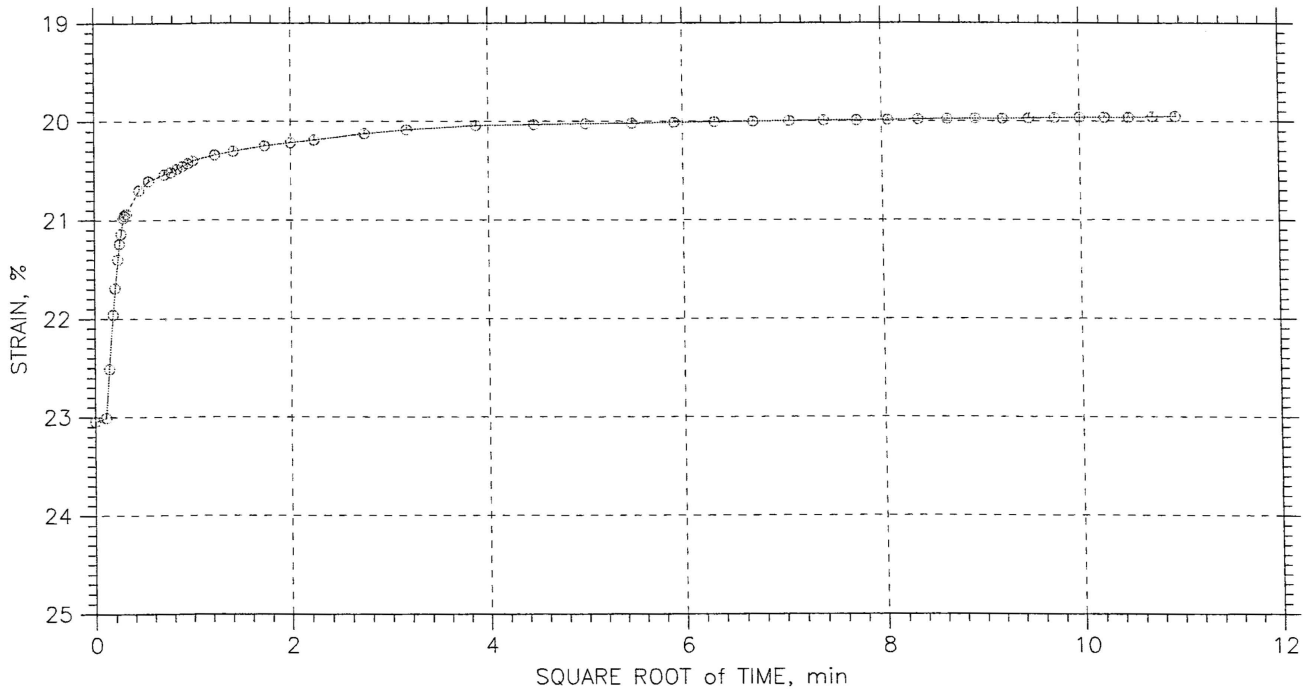
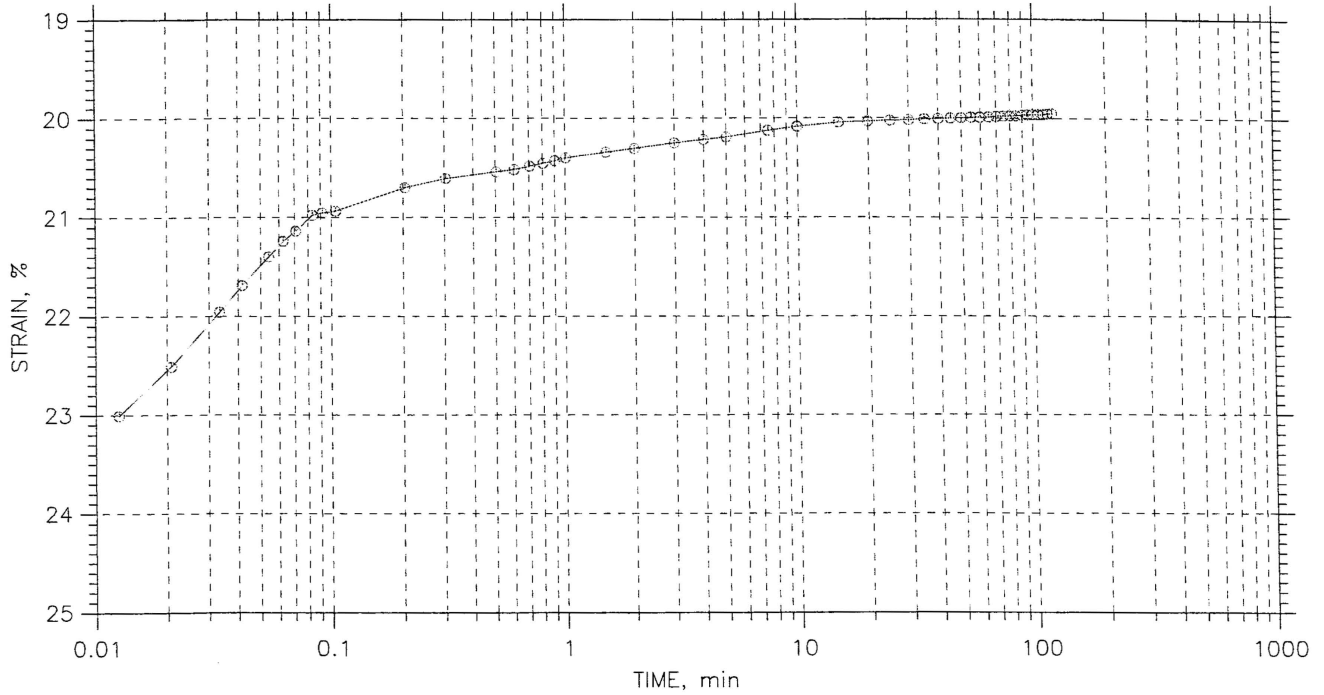
MACTEC	Project: SCE&G COL	Location:	Project No.: 6234063534S
	Boring No.: B-222	Tested By: HJ	Checked By: JL
	Sample No.: UD-2	Test Date: 9/16/06	Depth: 18.5 Ft.
	Test No.: 5385	Sample Type: Shelby Tube	Elevation:
	Description: Silty Sand		
	Remarks: Cr = 0.06		

CONSOLIDATION TEST DATA

TIME CURVES

Constant Load Step: 15 of 16

Stress: 4000. psf



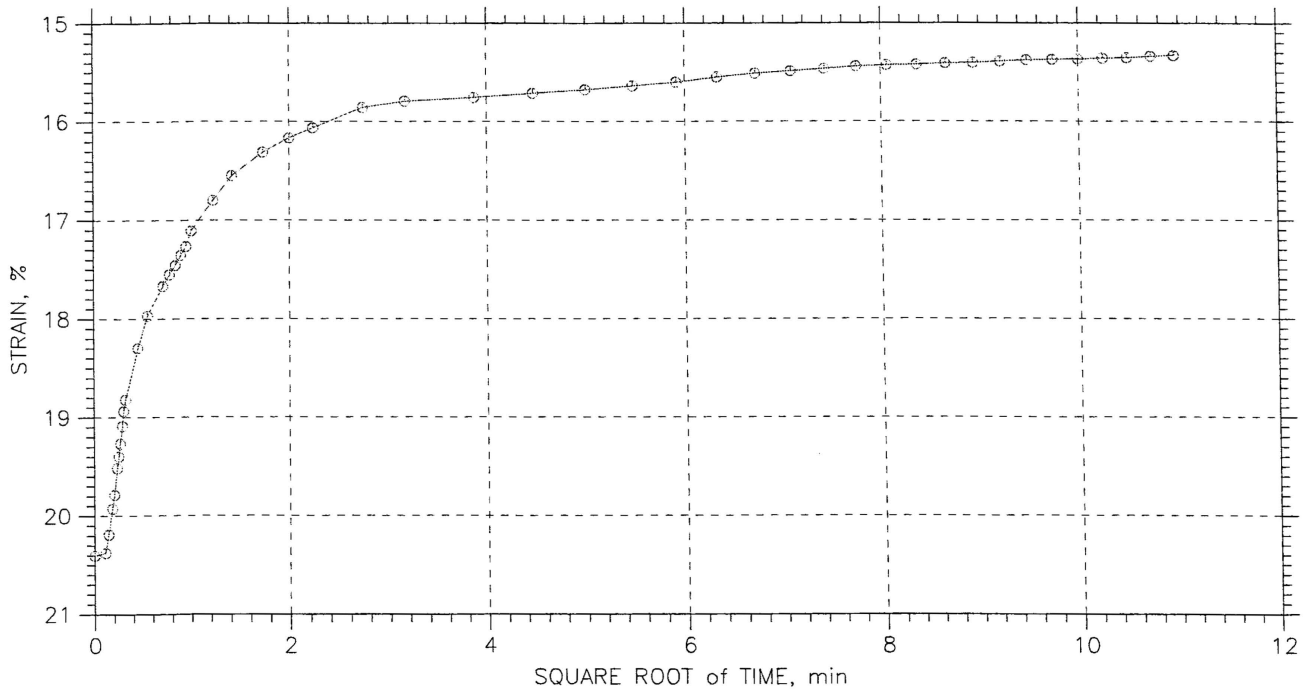
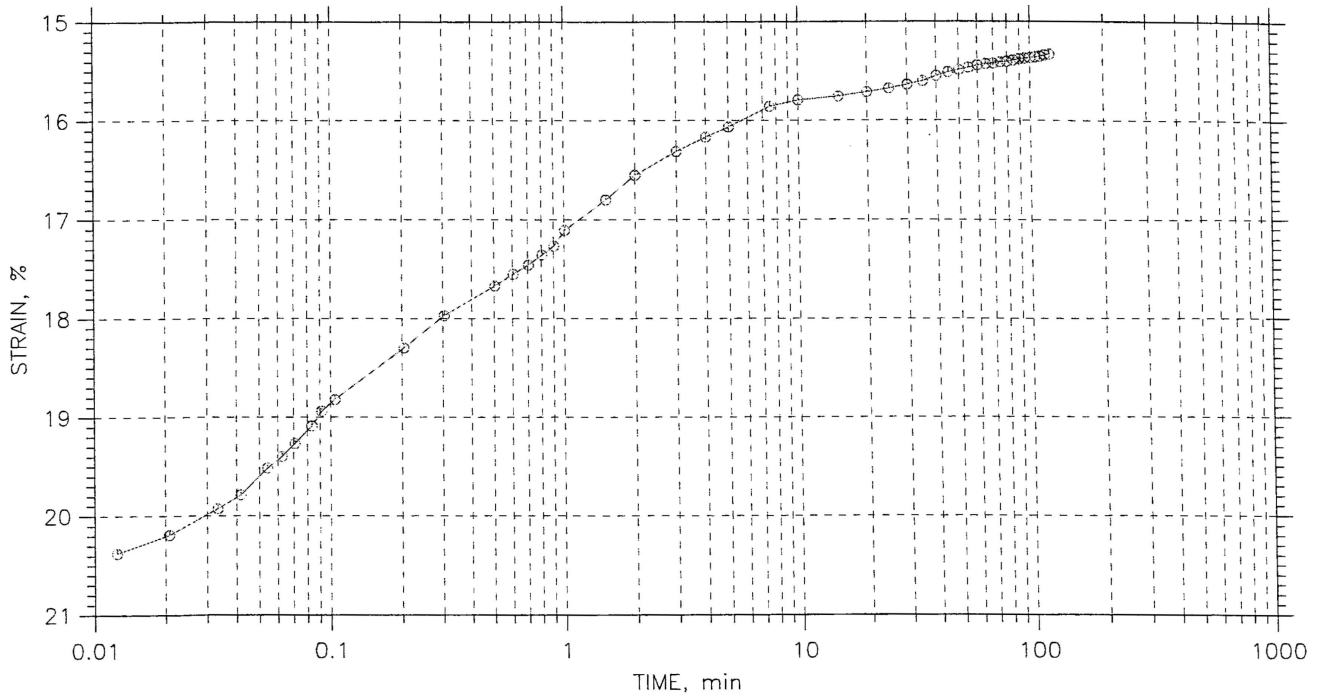
MACTEC	Project: SCE&G COL	Location:	Project No.: 6234063534S
	Boring No.: B-222	Tested By: HJ	Checked By: JL
	Sample No.: UD-2	Test Date: 9/16/06	Depth: 18.5 Ft.
	Test No.: 5385	Sample Type: Shelby Tube	Elevation:
	Description: Silty Sand		
	Remarks: Cr = 0.06		

CONSOLIDATION TEST DATA

TIME CURVES

Constant Load Step: 16 of 16

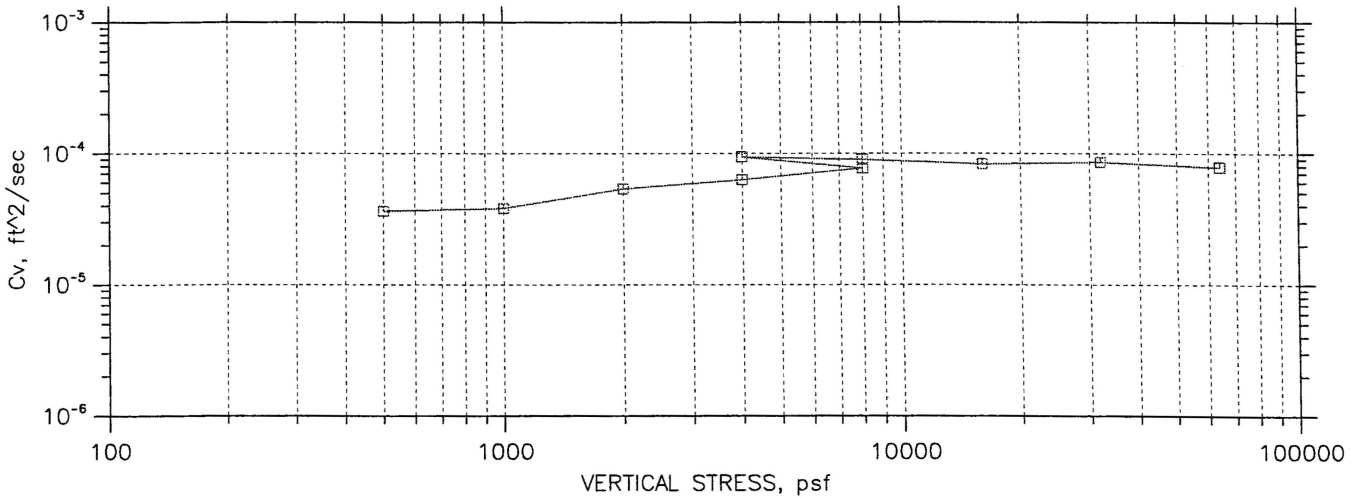
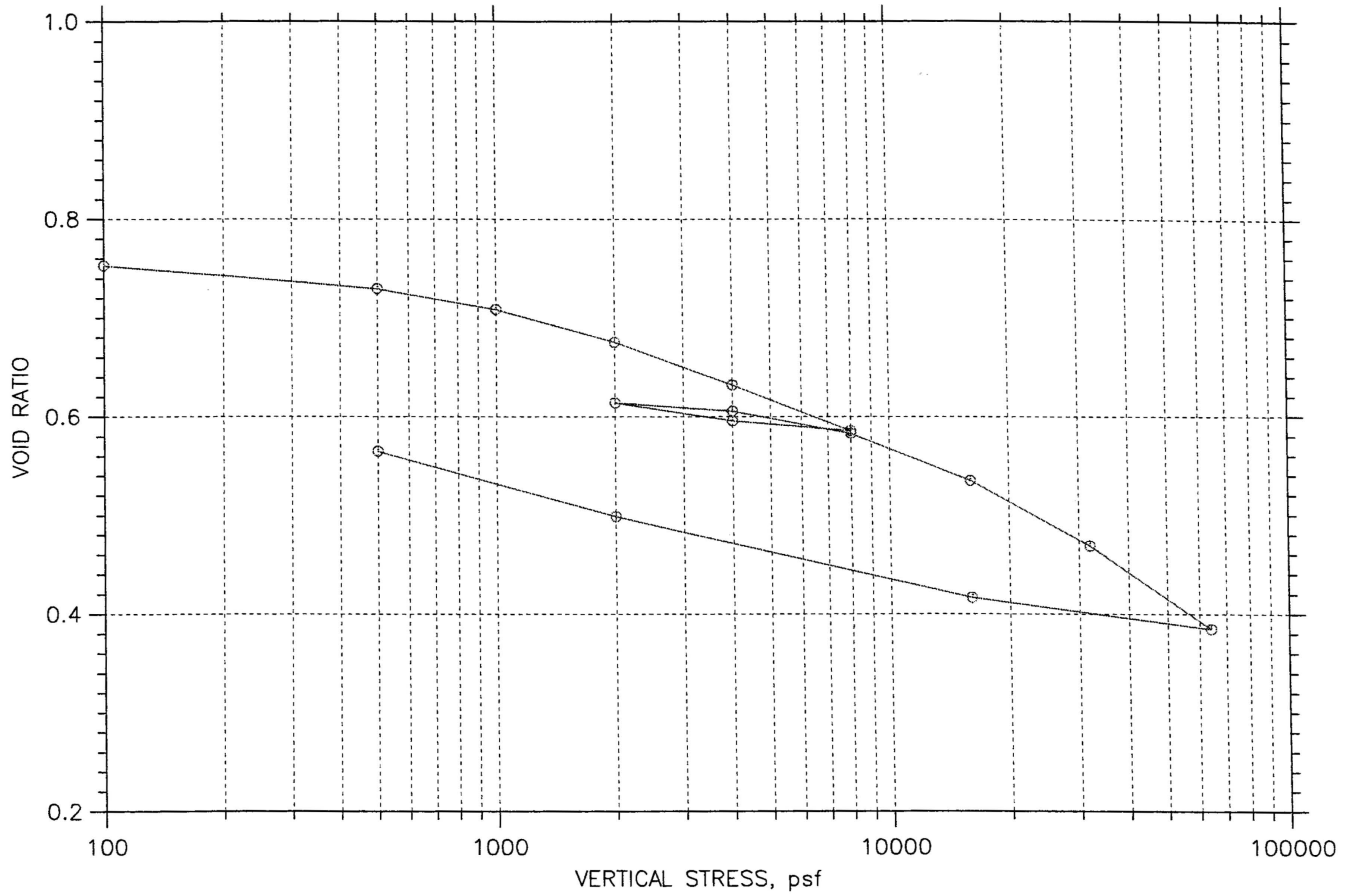
Stress: 500. psf



MACTEC	Project: SCE&G COL	Location:	Project No.: 6234063534S
	Boring No.: B-222	Tested By: HJ	Checked By: JL
	Sample No.: UD-2	Test Date: 9/16/06	Depth: 18.5 Ft.
	Test No.: 5385	Sample Type: Shelby Tube	Elevation:
	Description: Silty Sand		
	Remarks: Cr = 0.06		

CONSOLIDATION TEST DATA

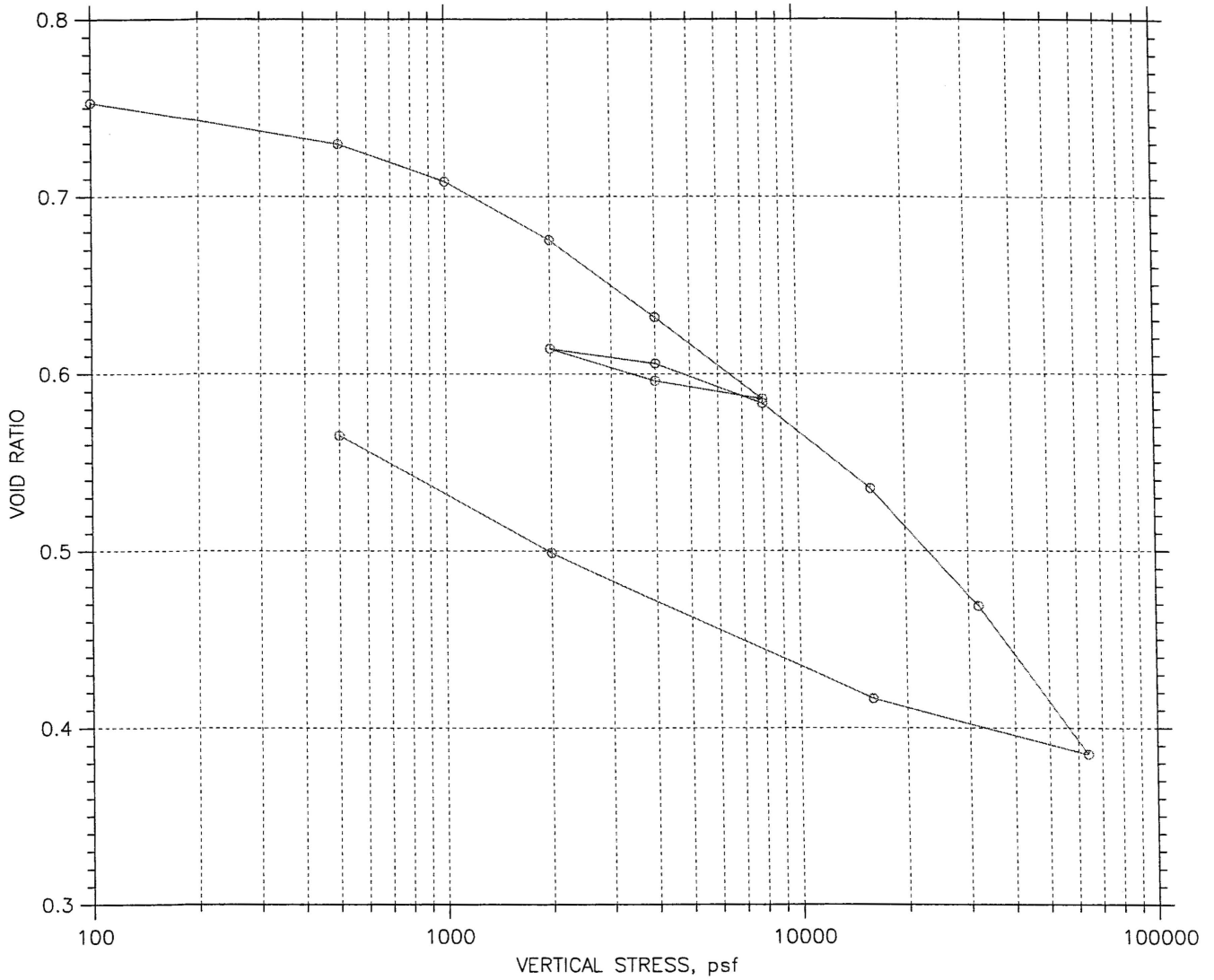
SUMMARY REPORT



MACTEC	Project: SCE&G COL	Location:	Project No.: 6234063534S
	Boring No.: B-319	Tested By: HJ	Checked By: JL <i>[Signature]</i> 11/24/06
	Sample No.: UD-3	Test Date: 9/20/06	Depth: 28.5 Ft
	Test No.: 5394	Sample Type: Shelby Tube	Elevation: N/A
	Description: Silty Sand		
	Remarks: Cr = 0.06		

CONSOLIDATION TEST DATA

SUMMARY REPORT



				Before Test	After Test
Overburden Pressure: 0 psf				26.76	21.27
Preconsolidation Pressure: 2.912e+004 psf				94.34	105.7
Compression Index: 0.279				94.10	99.78
Diameter: 2.5 in		Height: 1 in		0.75	0.57
LL: NP	PL: NP	PI: NP	GS: 2.65		

MACTEC	Project: SCE&G COL		Location:		Project No.: 6234063534S	
	Boring No.: B-319		Tested By: HJ		Checked By: JL <i>[Signature]</i> 11/29/06	
	Sample No.: UD-3		Test Date: 9/20/06		Depth: 28.5 Ft	
	Test No.: 5394		Sample Type: Shelby Tube		Elevation: N/A	
	Description: Silty Sand					
	Remarks: Cr = 0.06					

CONSOLIDATION TEST DATA

Project: SCE&G COL
 Boring No.: B-319
 Sample No.: UD-3
 Test No.: 5394

Location:
 Tested By: HJ
 Test Date: 9/20/06
 Sample Type: Shelby Tube

Project No.: 6234063534S
 Checked By: JL
 Depth: 28.5 Ft.
 Elevation: N/A

Soil Description: Silty Sand
 Remarks: Cr = 0.06

Estimated Specific Gravity: 2.65
 Initial Void Ratio: 0.75
 Final Void Ratio: 0.57

Liquid Limit: NP
 Plastic Limit: NP
 Plasticity Index: NP

Initial Height: 1.00 in
 Specimen Diameter: 2.50 in

Container ID	Before Consolidation		After Consolidation	
	Trimmings	Specimen+Ring	Specimen+Ring	Trimmings
		RING		
Wt. Container + Wet Soil, gm	154.09	300.32	293.65	293.65
Wt. Container + Dry Soil, gm	121.56	267.79	267.79	267.79
Wt. Container, gm	0	146.23	146.23	146.23
Wt. Dry Soil, gm	121.56	121.56	121.56	121.56
Water Content, %	26.76	26.76	21.27	21.27
Void Ratio	---	0.75	0.57	---
Degree of Saturation, %	---	94.10	99.78	---
Dry Unit Weight, pcf	---	94.341	105.71	---

CONSOLIDATION TEST DATA

Project: SCE&G COL
 Boring No.: B-319
 Sample No.: UD-3
 Test No.: 5394

Location:
 Tested By: HJ
 Test Date: 9/20/06
 Sample Type: Shelby Tube

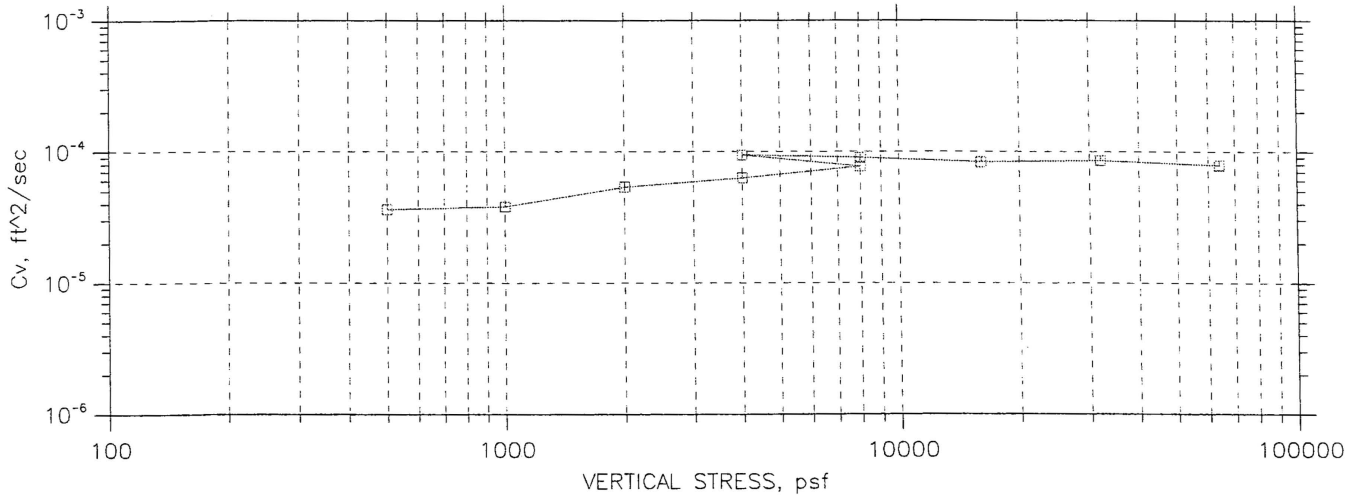
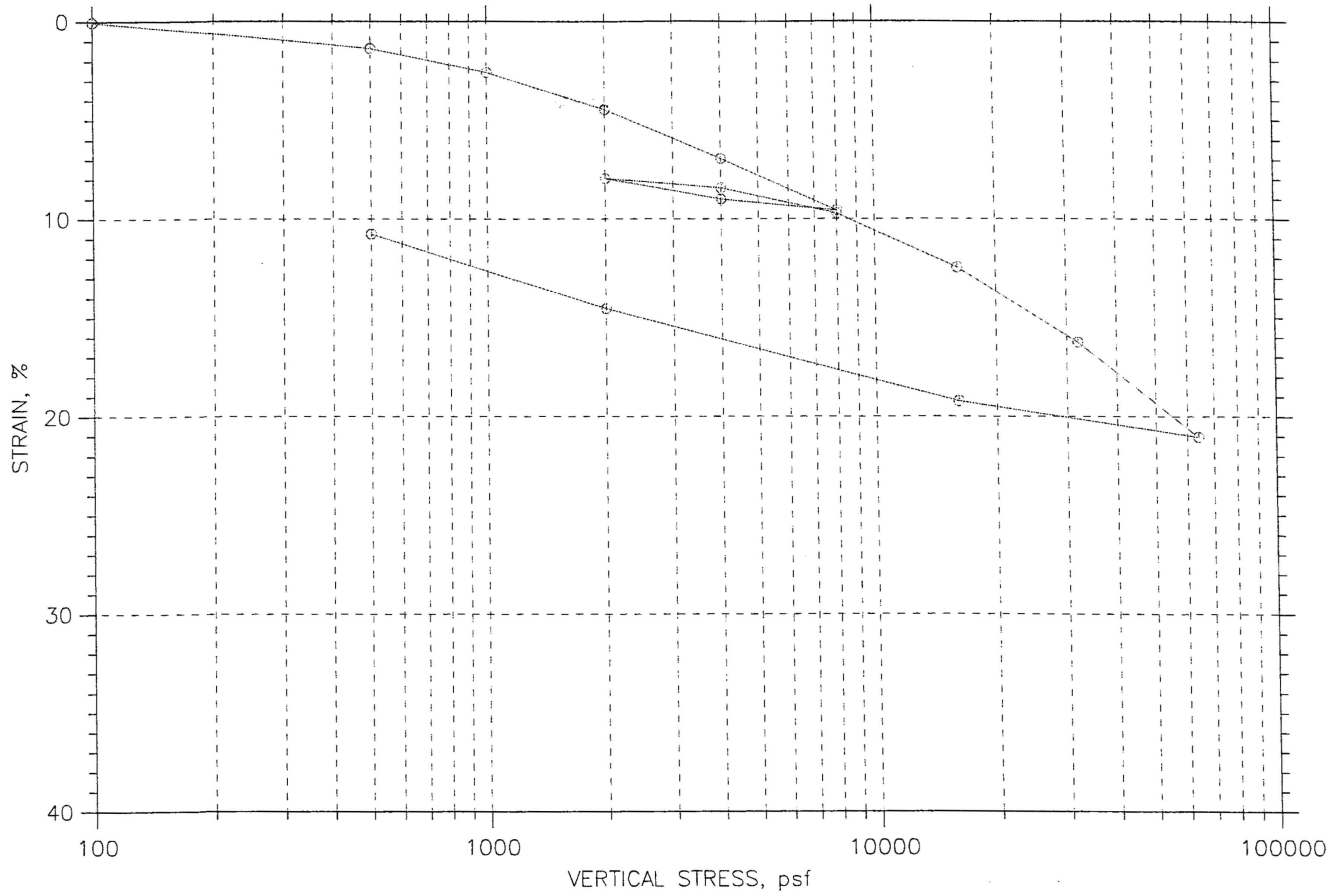
Project No.: 6234063534S
 Checked By: JL
 Depth: 28.5 Ft.
 Elevation: N/A

Soil Description: Silty Sand
 Remarks: Cr = 0.06

	Applied Stress psf	Final Displacement in	Void Ratio	Strain at End %	T50 Fitting		Coefficient of Consolidation		
					Sq.Rt. min	Log min	Sq.Rt. ft ² /sec	Log ft ² /sec	Ave. ft ² /sec
1	100	0.0004323	0.753	0.04	0.0	0.0	0.00e+000	0.00e+000	0.00e+000
2	500	0.01368	0.730	1.37	0.2	0.0	3.63e-005	0.00e+000	3.63e-005
3	1e+003	0.02575	0.708	2.58	0.2	0.1	3.45e-005	4.27e-005	3.81e-005
4	2e+003	0.04459	0.675	4.46	0.1	0.1	5.36e-005	5.41e-005	5.39e-005
5	4e+003	0.06933	0.632	6.93	0.1	0.1	5.88e-005	6.78e-005	6.30e-005
6	8e+003	0.09571	0.586	9.57	0.1	0.1	7.49e-005	7.96e-005	7.72e-005
7	4e+003	0.08991	0.596	8.99	0.0	0.0	1.35e-004	0.00e+000	1.35e-004
8	2e+003	0.07949	0.614	7.95	0.1	0.1	5.75e-005	7.68e-005	6.58e-005
9	4e+003	0.08429	0.606	8.43	0.1	0.0	9.43e-005	0.00e+000	9.43e-005
10	8e+003	0.09711	0.583	9.71	0.1	0.0	9.01e-005	0.00e+000	9.01e-005
11	1.6e+004	0.1246	0.535	12.46	0.1	0.0	7.33e-005	9.66e-005	8.33e-005
12	3.2e+004	0.1623	0.469	16.23	0.1	0.0	7.08e-005	1.09e-004	8.59e-005
13	6.4e+004	0.2102	0.385	21.02	0.1	0.0	6.42e-005	1.02e-004	7.87e-005
14	1.6e+004	0.1922	0.417	19.22	0.0	0.0	1.11e-004	0.00e+000	1.11e-004
15	2e+003	0.1453	0.499	14.53	0.4	0.2	9.49e-006	2.08e-005	1.30e-005
16	500	0.1075	0.565	10.75	1.1	1.1	3.80e-006	3.80e-006	3.80e-006

CONSOLIDATION TEST DATA

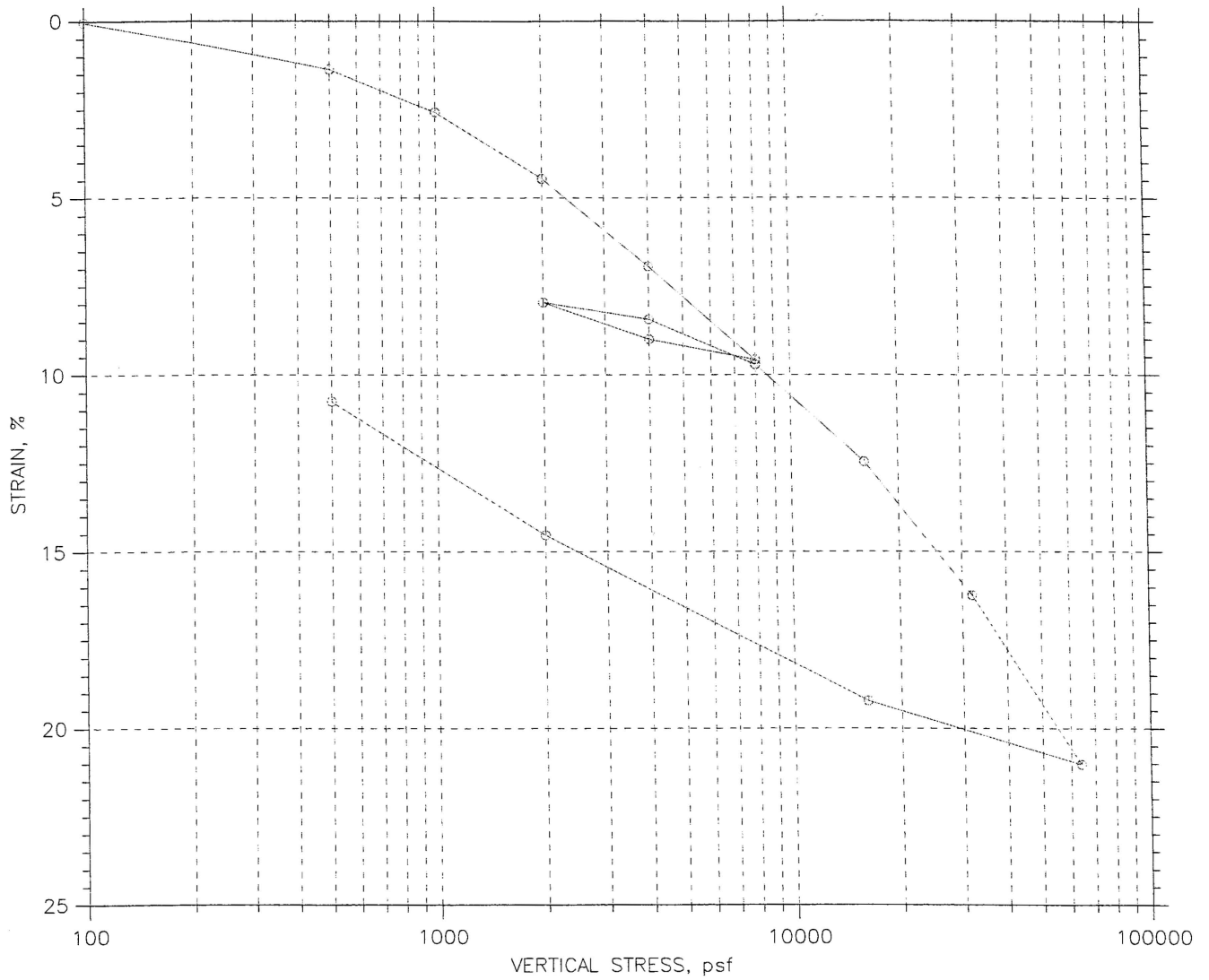
SUMMARY REPORT



MACTEC	Project: SCE&G COL	Location:	Project No.: 6234063534S
	Boring No.: B-319	Tested By: HJ	Checked By: JL <i>[Signature]</i> 11/24/06
	Sample No.: UD-3	Test Date: 9/20/06	Depth: 28.5 Ft.
	Test No.: 5394	Sample Type: Shelby Tube	Elevation: N/A
	Description: Silty Sand		
	Remarks: Cr = 0.06		

CONSOLIDATION TEST DATA

SUMMARY REPORT



				Before Test	After Test
Overburden Pressure: 0 psf				26.76	21.27
Preconsolidation Pressure: 2.912e+004 psf				94.34	105.7
Compression Index: 0.279				94.10	99.78
Diameter: 2.5 in		Height: 1 in		0.75	0.57
LL: NP	PL: NP	PI: NP	GS: 2.65		

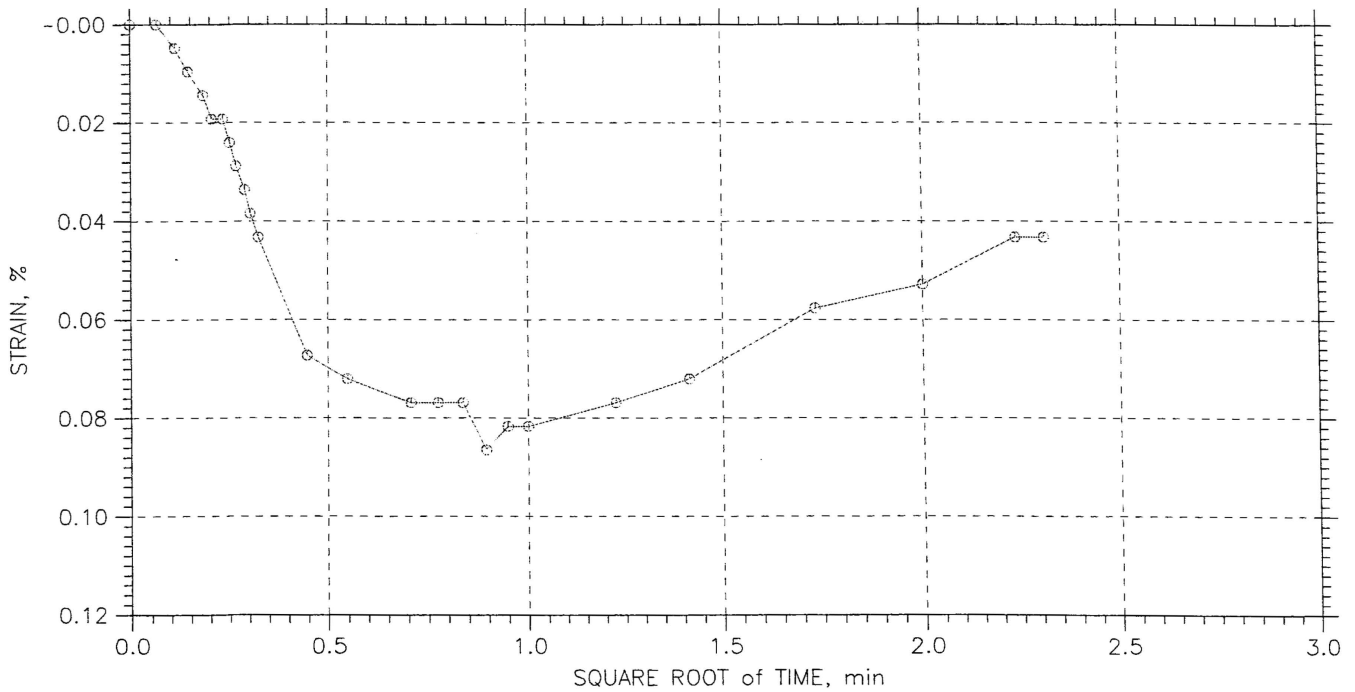
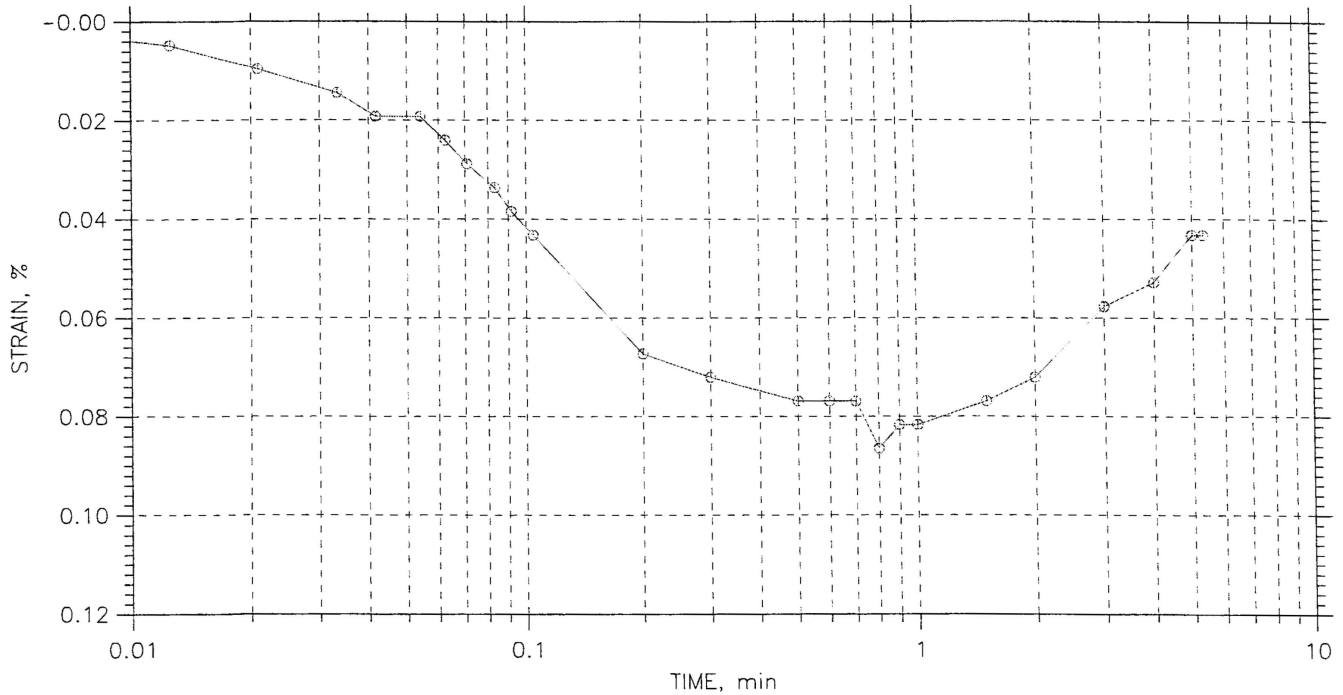
MACTEC	Project: SCE&G COL		Location:		Project No.: 6234063534S	
	Boring No.: B-319		Tested By: HJ		Checked By: JL <i>[Signature]</i> 11/24/06	
	Sample No.: UD-3		Test Date: 9/20/06		Depth: 28.5 Ft	
	Test No.: 5394		Sample Type: Shelby Tube		Elevation: N/A	
	Description: Silty Sand					
	Remarks: Cr = 0.06					

CONSOLIDATION TEST DATA

TIME CURVES

Constant Load Step: 1 of 16

Stress: 100. psf



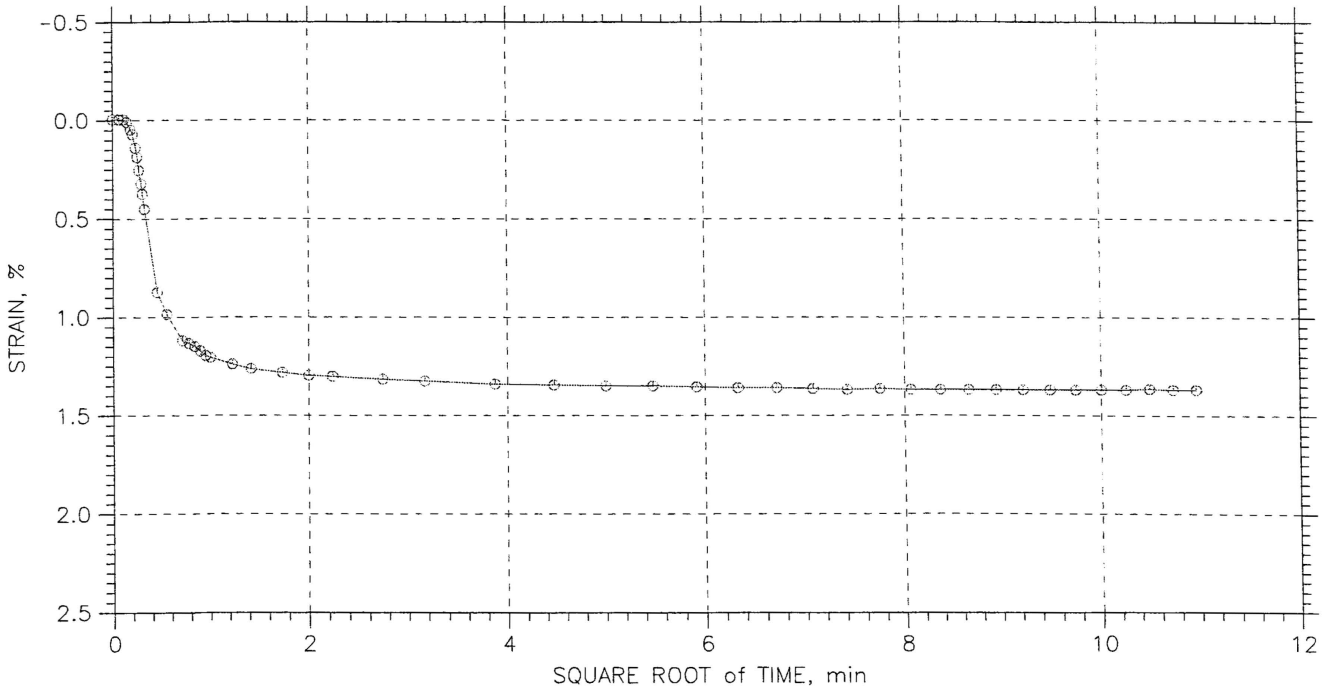
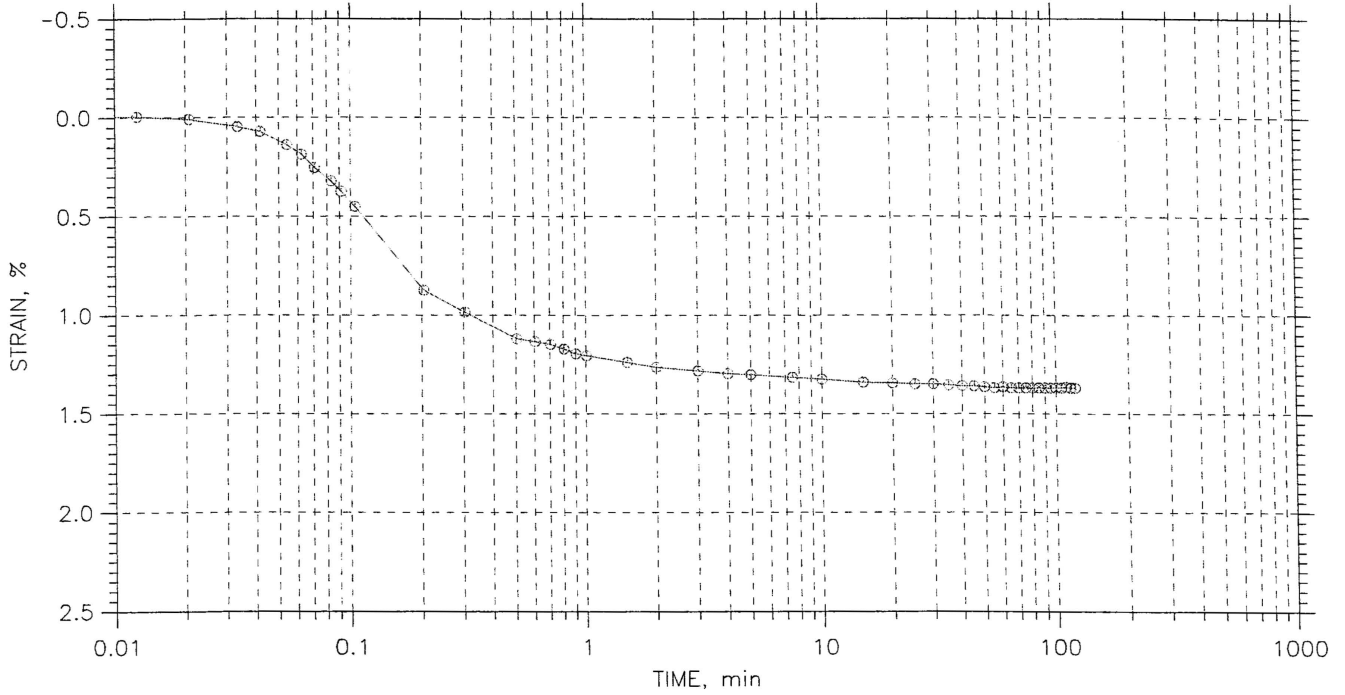
MACTEC	Project: SCE&G COL	Location:	Project No.: 6234063534S
	Boring No.: B-319	Tested By: HJ	Checked By: JL
	Sample No.: UD-3	Test Date: 9/20/06	Depth: 28.5 Ft.
	Test No.: 5394	Sample Type: Shelby Tube	Elevation: N/A
	Description: Silty Sand		
	Remarks: Cr = 0.06		

CONSOLIDATION TEST DATA

TIME CURVES

Constant Load Step: 2 of 16

Stress: 500. psf



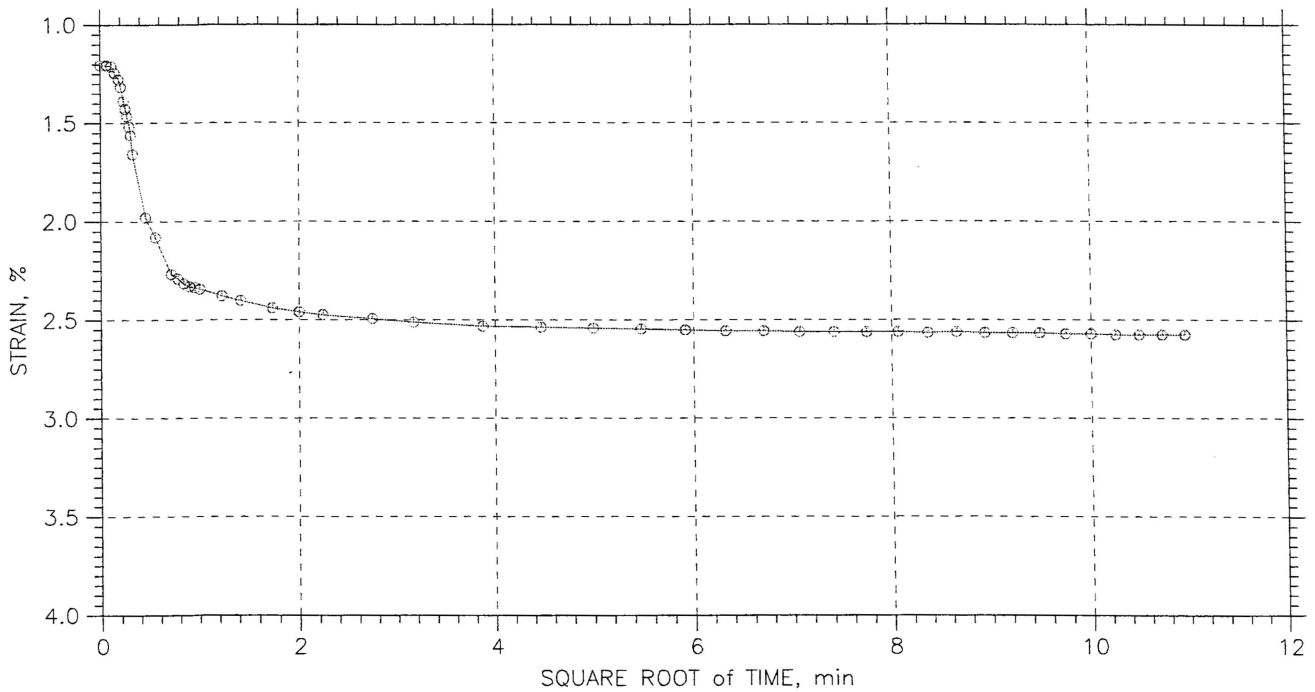
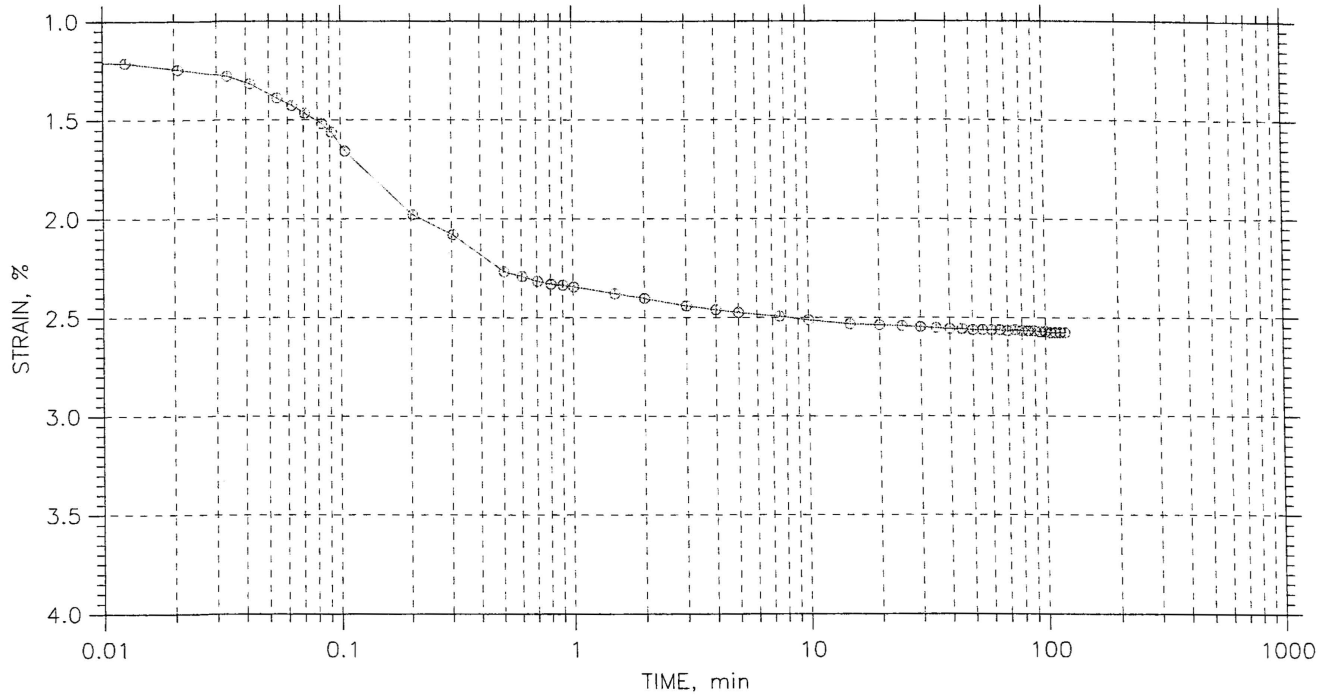
MACTEC	Project: SCE&G COL	Location:	Project No.: 6234063534S
	Boring No.: B-319	Tested By: HJ	Checked By: JL
	Sample No.: UD-3	Test Date: 9/20/06	Depth: 28.5 Ft.
	Test No.: 5394	Sample Type: Shelby Tube	Elevation: N/A
	Description: Silty Sand		
	Remarks: Cr = 0.06		

CONSOLIDATION TEST DATA

TIME CURVES

Constant Load Step: 3 of 16

Stress: 1000. psf



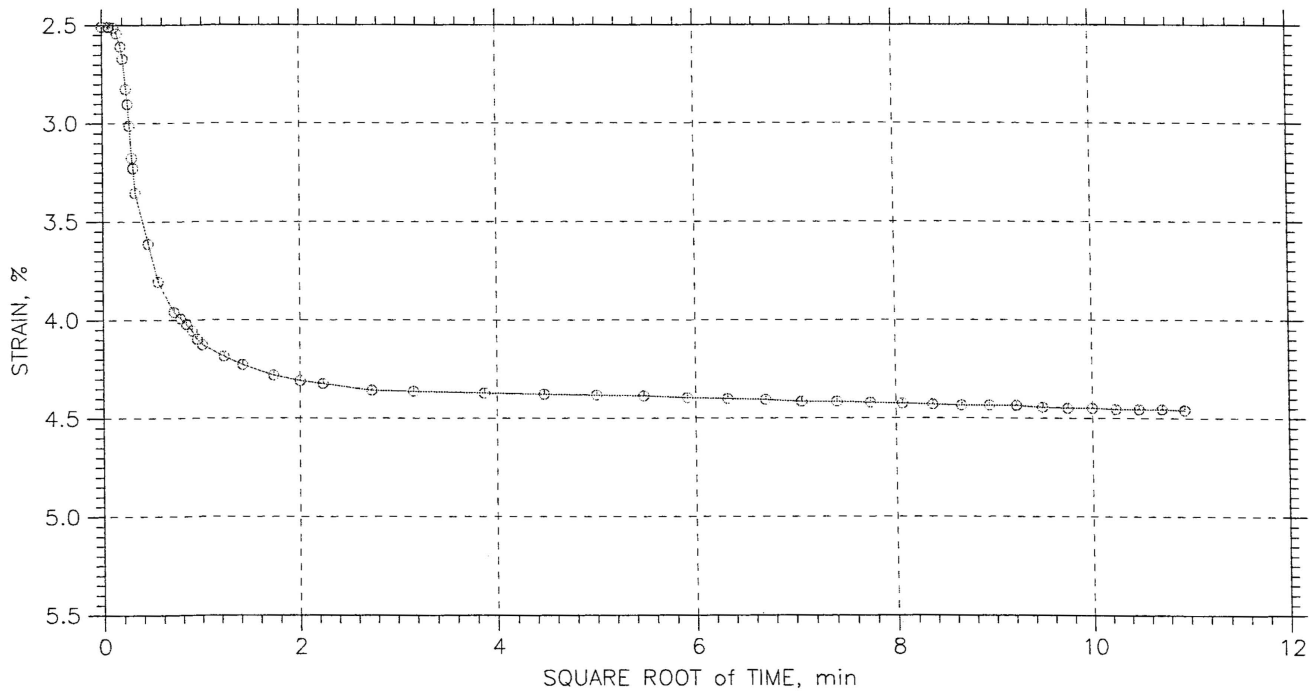
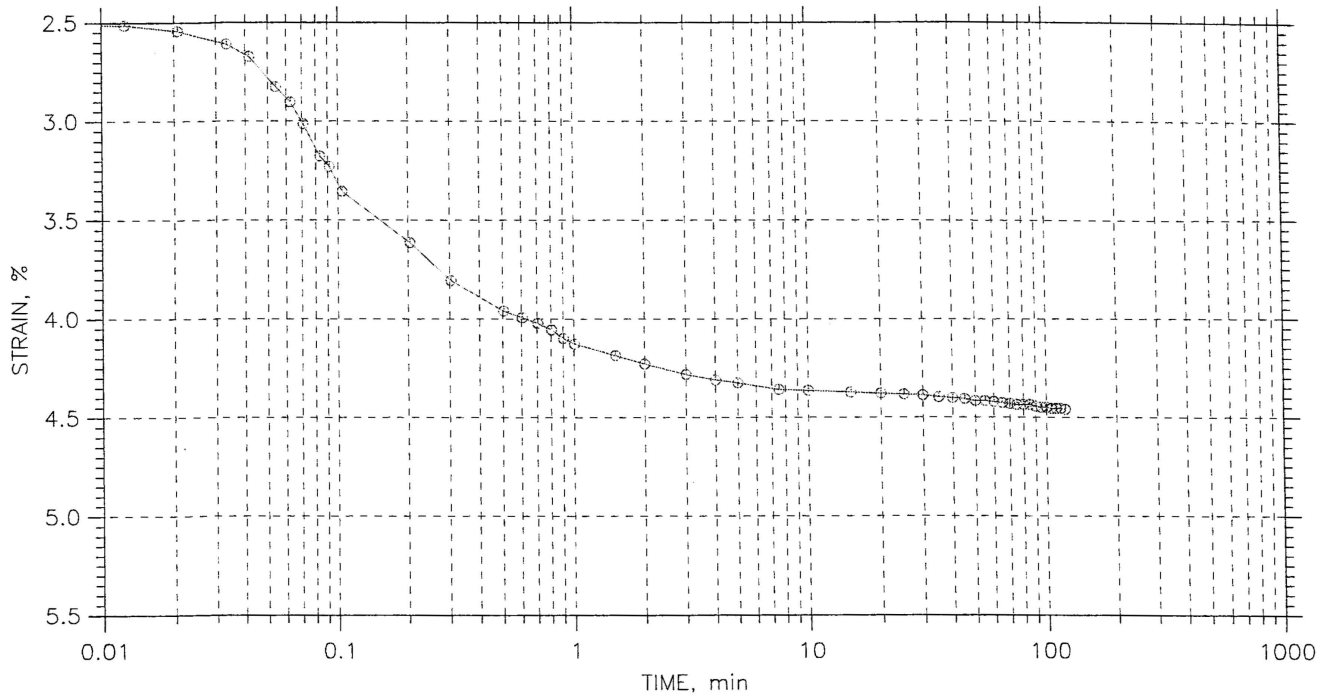
MACTEC	Project: SCE&G COL	Location:	Project No.: 6234063534S
	Boring No.: B-319	Tested By: HJ	Checked By: JL
	Sample No.: UD-3	Test Date: 9/20/06	Depth: 28.5 Ft.
	Test No.: 5394	Sample Type: Shelby Tube	Elevation: N/A
	Description: Silty Sand		
	Remarks: Cr = 0.06		

CONSOLIDATION TEST DATA

TIME CURVES

Constant Load Step: 4 of 16

Stress: 2000. psf



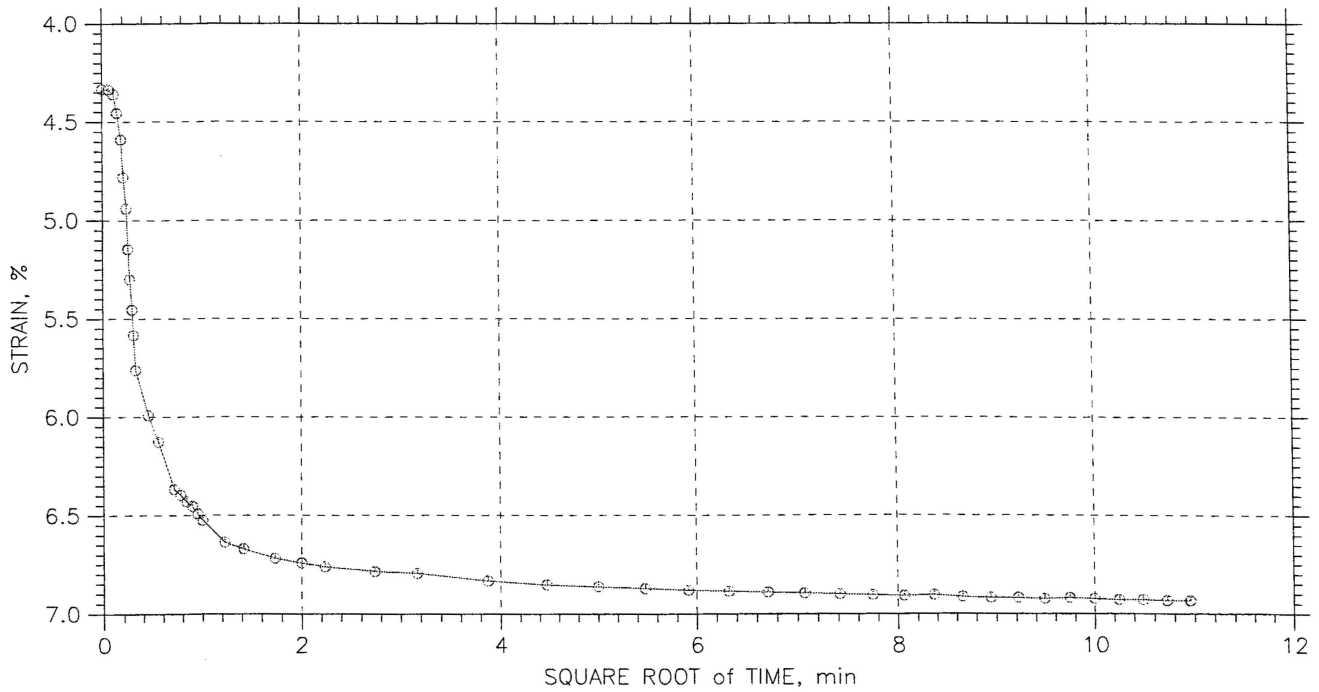
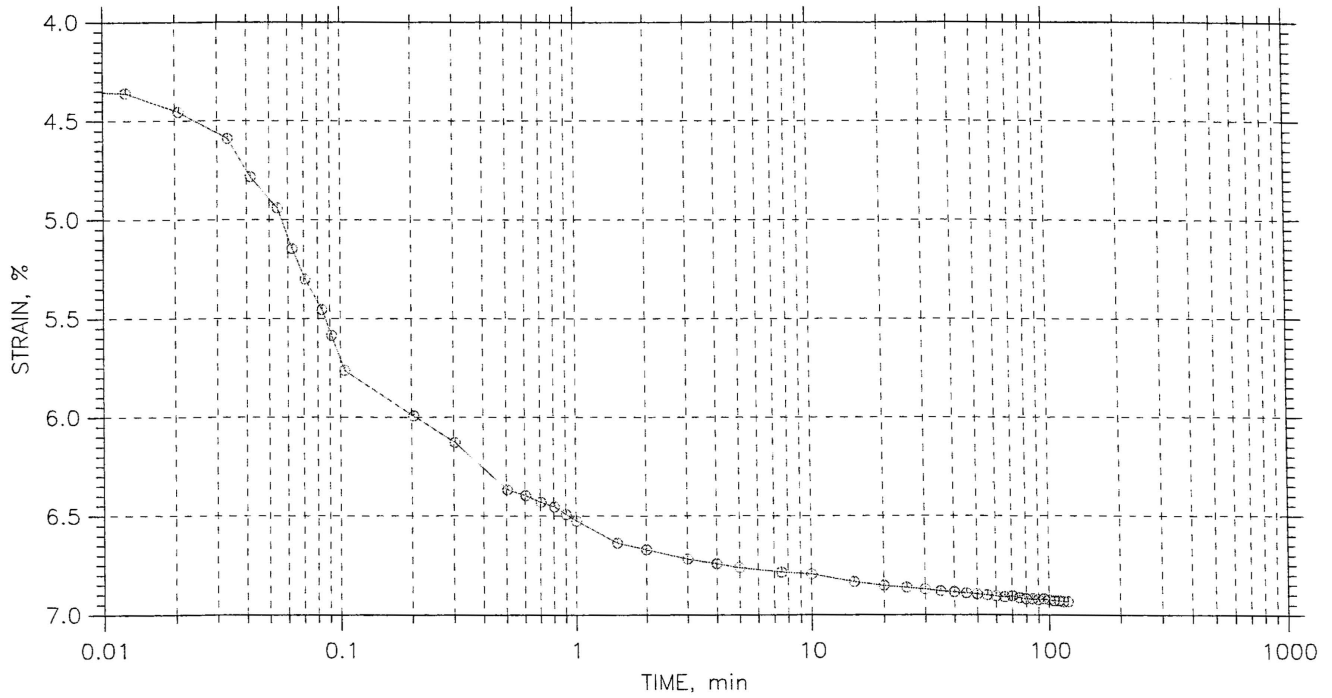
MACTEC	Project: SCE&G COL	Location:	Project No.: 6234063534S
	Boring No.: B-319	Tested By: HJ	Checked By: JL
	Sample No.: UD-3	Test Date: 9/20/06	Depth: 28.5 Ft.
	Test No.: 5394	Sample Type: Shelby Tube	Elevation: N/A
	Description: Silty Sand		
	Remarks: Cr = 0.06		

CONSOLIDATION TEST DATA

TIME CURVES

Constant Load Step: 5 of 16

Stress: 4000. psf



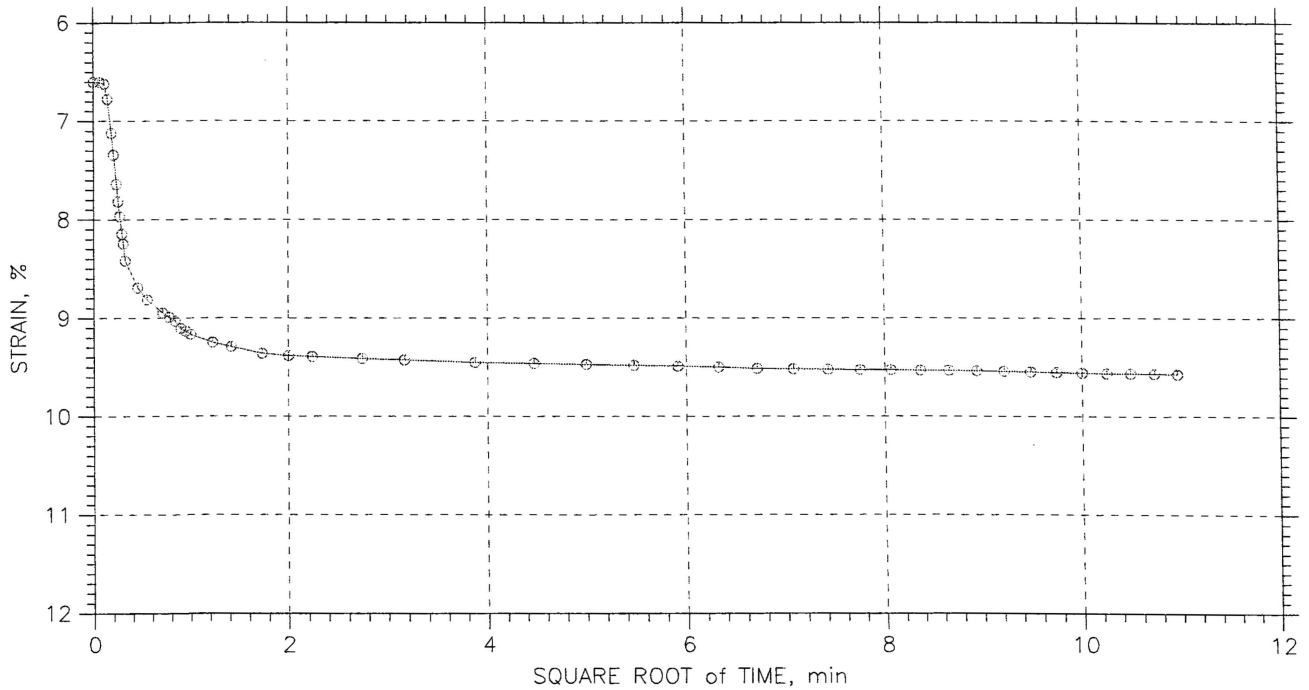
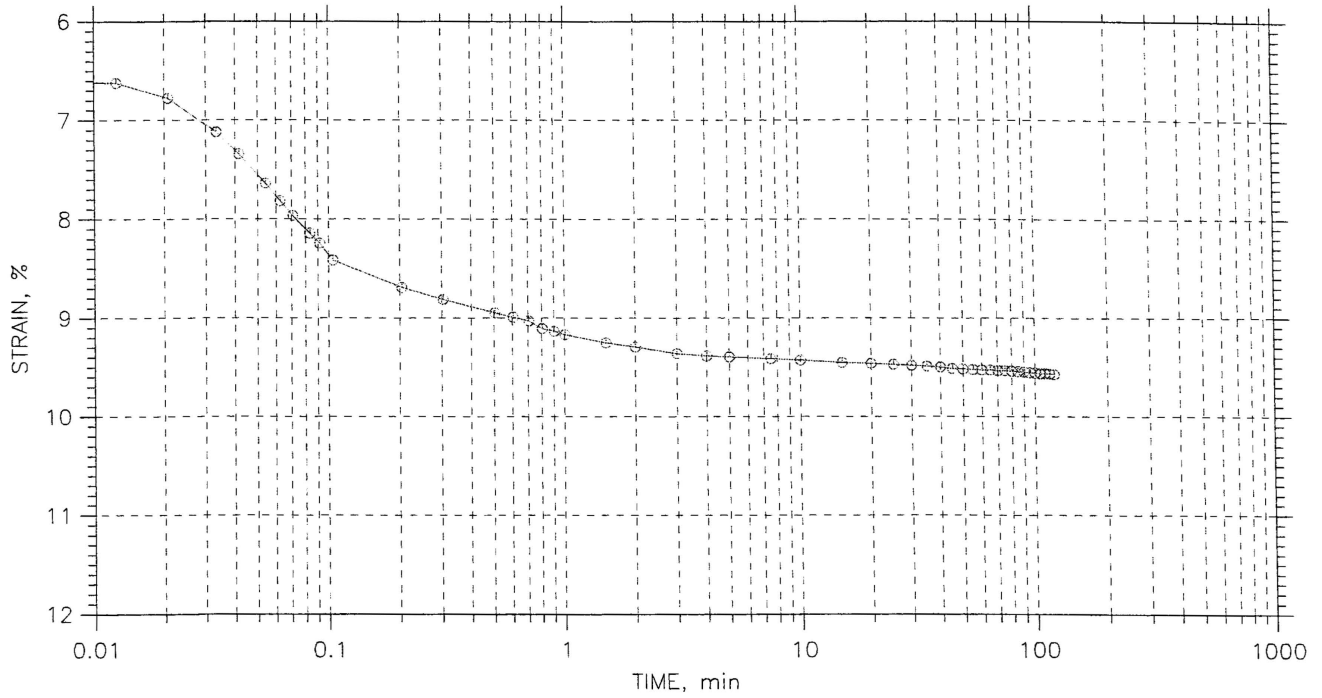
MACTEC	Project: SCE&G COL	Location:	Project No.: 6234063534S
	Boring No.: B-319	Tested By: HJ	Checked By: JL
	Sample No.: UD-3	Test Date: 9/20/06	Depth: 28.5 Ft.
	Test No.: 5394	Sample Type: Shelby Tube	Elevation: N/A
	Description: Silty Sand		
	Remarks: Cr = 0.06		

CONSOLIDATION TEST DATA

TIME CURVES

Constant Load Step: 6 of 16

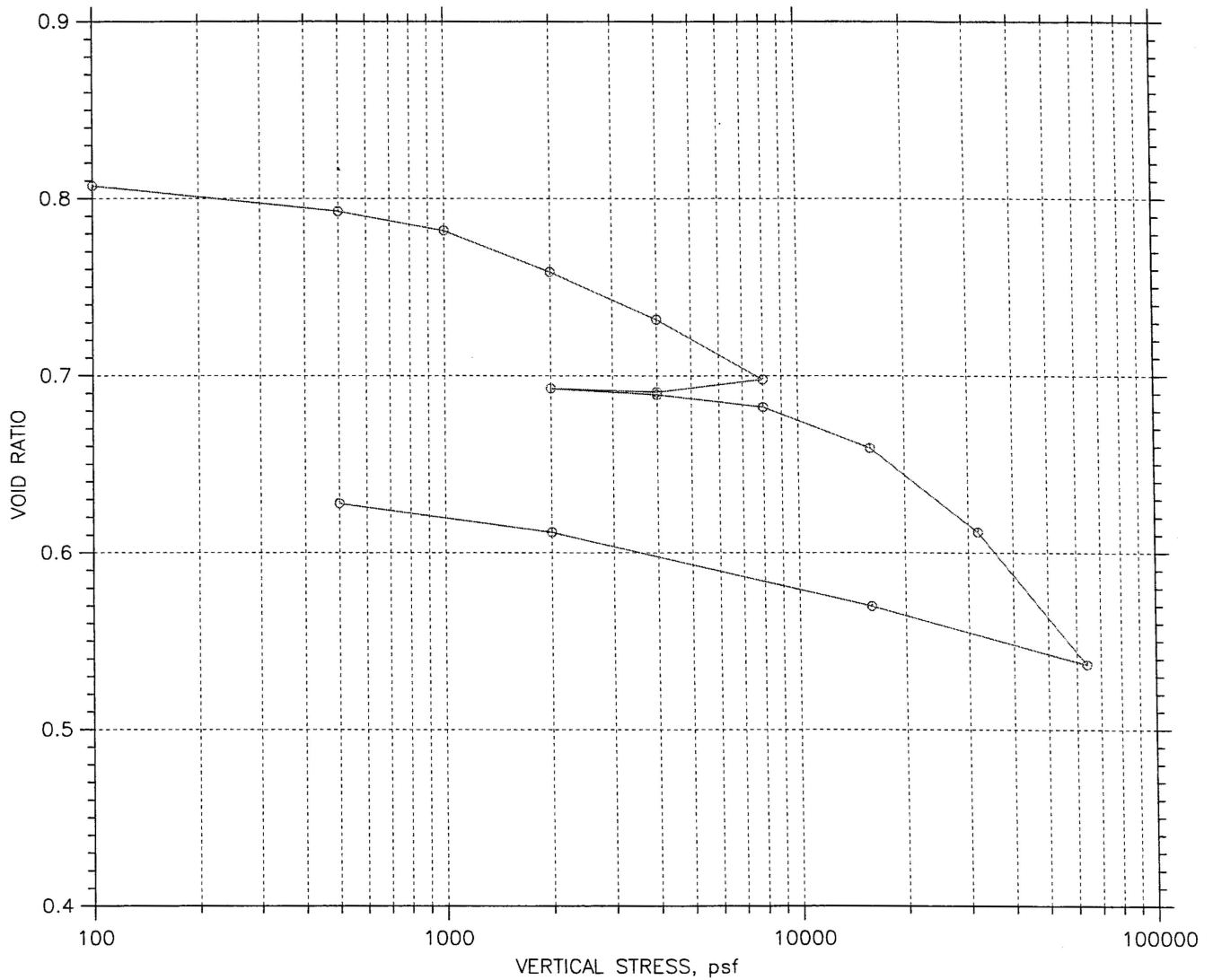
Stress: 8000. psf



MACTEC	Project: SCE&G COL	Location:	Project No.: 6234063534S
	Boring No.: B-319	Tested By: HJ	Checked By: JL
	Sample No.: UD-3	Test Date: 9/20/06	Depth: 28.5 Ft.
	Test No.: 5394	Sample Type: Shelby Tube	Elevation: N/A
	Description: Silty Sand		
	Remarks: Cr = 0.06		

CONSOLIDATION TEST DATA

SUMMARY REPORT



				Before Test	After Test	
Overburden Pressure: 0 psf				Water Content, %	18.18	18.83
Preconsolidation Pressure: 0 psf				Dry Unit Weight, pcf	98.99	110.1
Compression Index: 0.249				Saturation, %	64.42	86.09
Diameter: 2.5 in		Height: 1 in		Void Ratio	0.81	0.63
LL: NP	PL: NP	PI: NP	GS: 2.87			

MACTEC	Project: SCE&G COL		Location:		Project No.: 6234063534S	
	Boring No.: B-204		Tested By: HJ		Checked By: JL <i>[Signature]</i> 11/24/06	
	Sample No.: UD-2		Test Date: 8/25/06		Depth: 18.5 Ft	
	Test No.: 5359		Sample Type: Shelby Tube		Elevation: N/A	
	Description: Silty Sand					
	Remarks: Cr = 0.03					

CONSOLIDATION TEST DATA

Project: SCE&G COL
 Boring No.: B-204
 Sample No.: UD-2
 Test No.: 5359

Location:
 Tested By: HJ
 Test Date: 8/25/06
 Sample Type: Shelby Tube

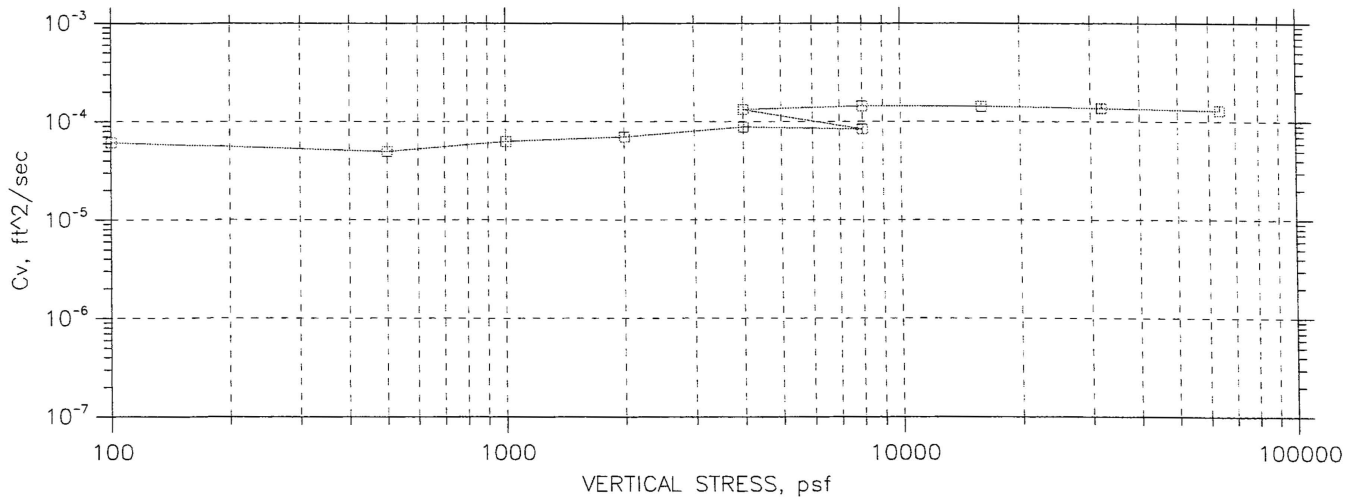
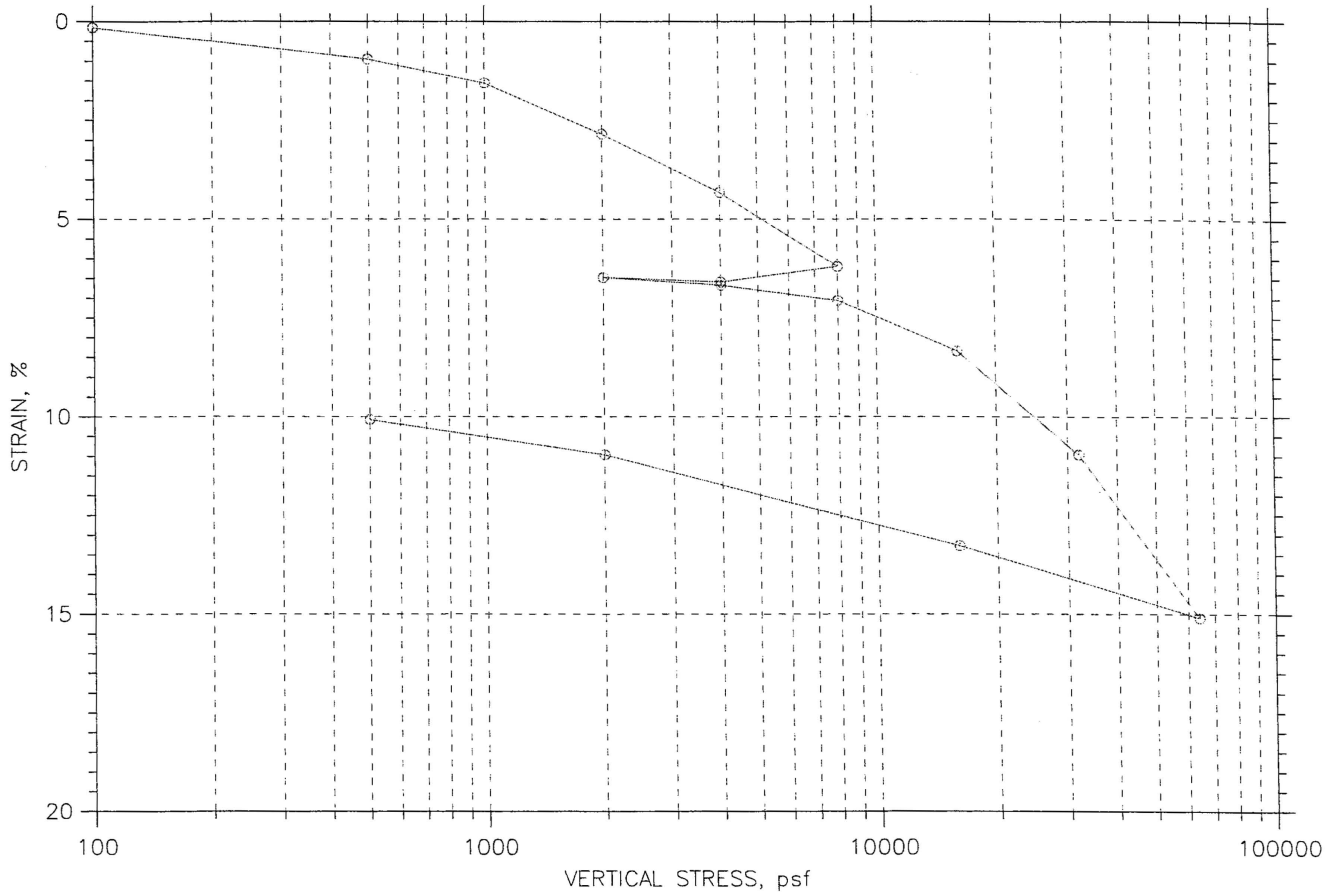
Project No.: 6234063534S
 Checked By: JL
 Depth: 18.5 Ft.
 Elevation: N/A

Soil Description: Silty Sand
 Remarks: Cr = 0.03

	Applied Stress psf	Final Displacement in	Void Ratio	Strain at End %	T50 Fitting		Coefficient of Consolidation		
					Sq.Rt. min	Log min	Sq.Rt. ft^2/sec	Log ft^2/sec	Ave. ft^2/sec
1	100	0.001537	0.807	0.15	0.1	0.0	6.12e-005	0.00e+000	6.12e-005
2	500	0.009502	0.793	0.95	0.1	0.0	4.97e-005	0.00e+000	4.97e-005
3	1e+003	0.01552	0.782	1.55	0.1	0.1	5.85e-005	6.84e-005	6.31e-005
4	2e+003	0.02844	0.758	2.84	0.1	0.1	7.03e-005	7.02e-005	7.02e-005
5	4e+003	0.04325	0.732	4.32	0.1	0.1	9.01e-005	8.68e-005	8.84e-005
6	8e+003	0.06199	0.698	6.20	0.1	0.0	8.42e-005	0.00e+000	8.42e-005
7	4e+003	0.06589	0.691	6.59	0.0	17.0	0.00e+000	2.95e-007	2.95e-007
8	2e+003	0.06474	0.693	6.47	0.0	0.0	1.43e-004	0.00e+000	1.43e-004
9	4e+003	0.06671	0.689	6.67	0.0	0.0	1.14e-004	1.59e-004	1.33e-004
10	8e+003	0.07059	0.682	7.06	0.0	0.0	1.44e-004	0.00e+000	1.44e-004
11	1.6e+004	0.08334	0.659	8.33	0.0	0.0	1.43e-004	0.00e+000	1.43e-004
12	3.2e+004	0.1096	0.612	10.96	0.0	0.0	1.37e-004	0.00e+000	1.37e-004
13	6.4e+004	0.1509	0.537	15.09	0.0	0.0	1.29e-004	0.00e+000	1.29e-004
14	1.6e+004	0.1327	0.570	13.27	0.0	0.0	1.30e-004	0.00e+000	1.30e-004
15	2e+003	0.1096	0.612	10.96	0.1	0.0	8.15e-005	0.00e+000	8.15e-005
16	500	0.1007	0.628	10.07	0.1	0.1	5.50e-005	7.22e-005	6.24e-005

CONSOLIDATION TEST DATA

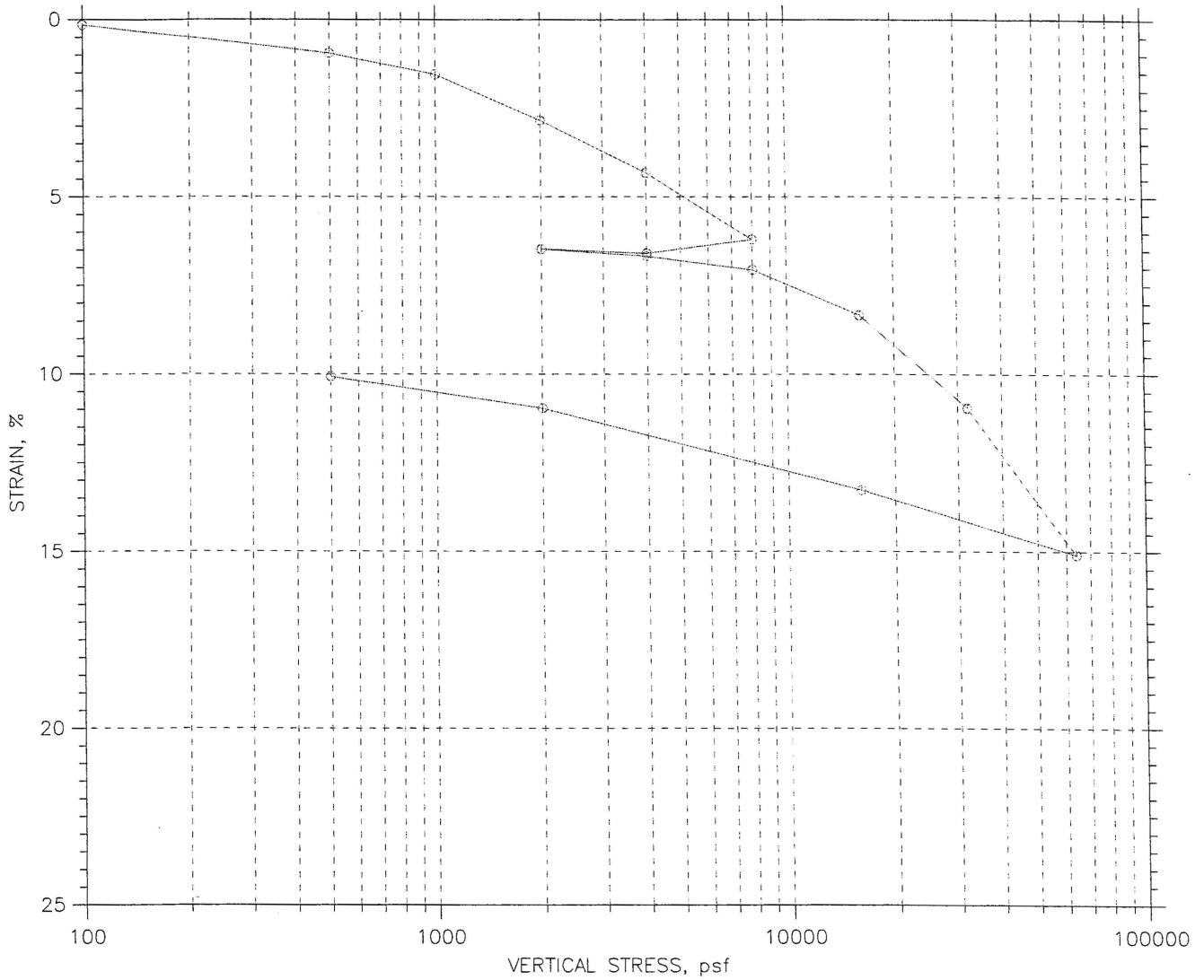
SUMMARY REPORT



MACTEC	Project: SCE&G COL	Location:	Project No.: 6234063534S
	Boring No.: B-204	Tested By: HJ	Checked By: JL <i>[Signature]</i> 11/24/06
	Sample No.: UD-2	Test Date: 8/25/06	Depth: 18.5 Ft
	Test No.: 5359	Sample Type: Shelby Tube	Elevation: N/A
	Description: Silty Sand		
	Remarks: $C_r = 0.03$		

CONSOLIDATION TEST DATA

SUMMARY REPORT



				Before Test	After Test
Overburden Pressure: 0 psf				18.18	18.83
Preconsolidation Pressure: 0 psf				98.99	110.1
Compression Index: 0.249				64.42	86.09
Diameter: 2.5 in		Height: 1 in		0.81	0.63
LL: NP	PL: NP	PI: NP	GS: 2.87		

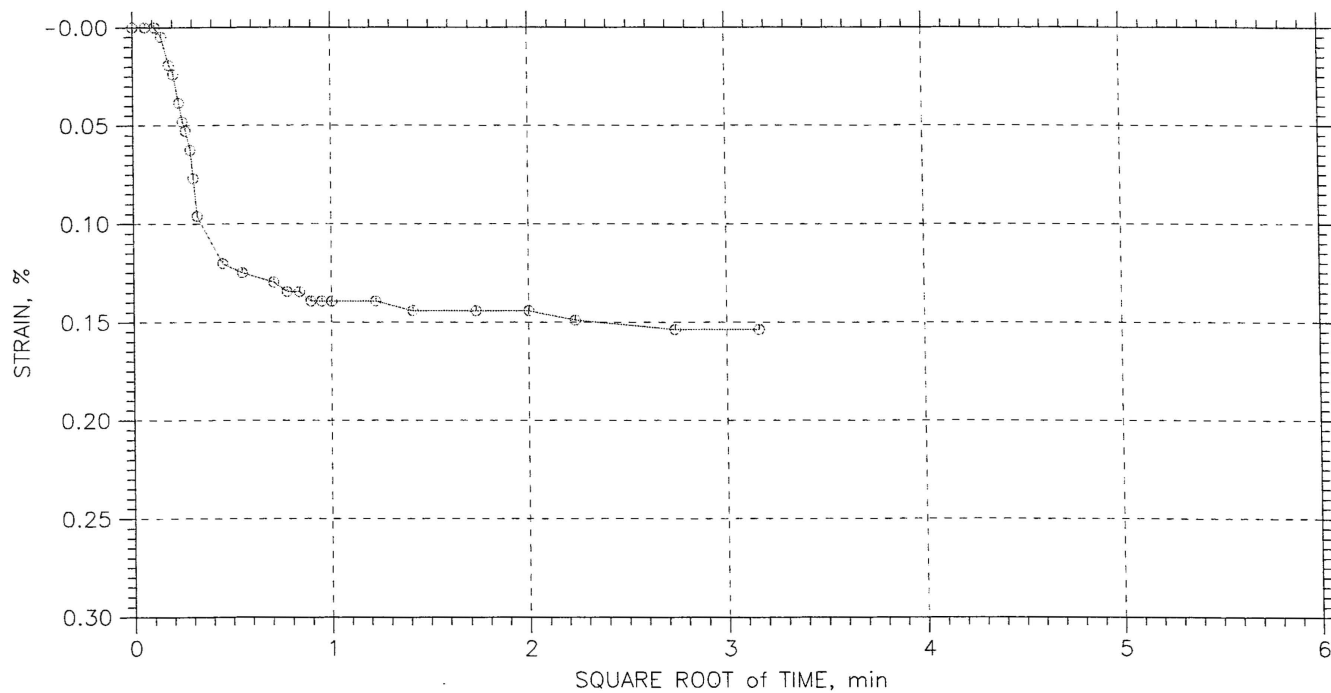
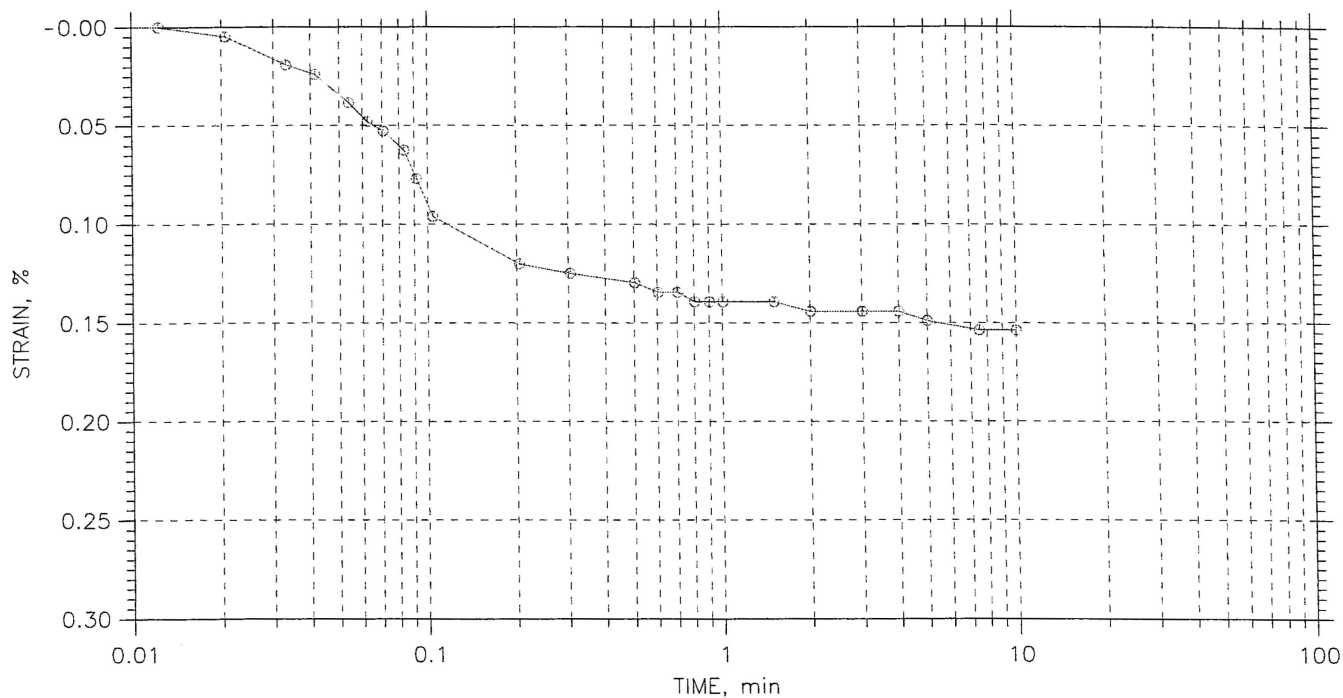
MACTEC	Project: SCE&G COL		Location:	Project No.: 6234063534S
	Boring No.: B-204		Tested By: HJ	Checked By: JL <i>[Signature]</i> 8/29/06
	Sample No.: UD-2		Test Date: 8/25/06	Depth: 18.5 Ft.
	Test No.: 5359		Sample Type: Shelby Tube	Elevation: N/A
	Description: Silty Sand			
	Remarks: Cr = 0.03			

CONSOLIDATION TEST DATA

TIME CURVES

Constant Load Step: 1 of 16

Stress: 100. psf



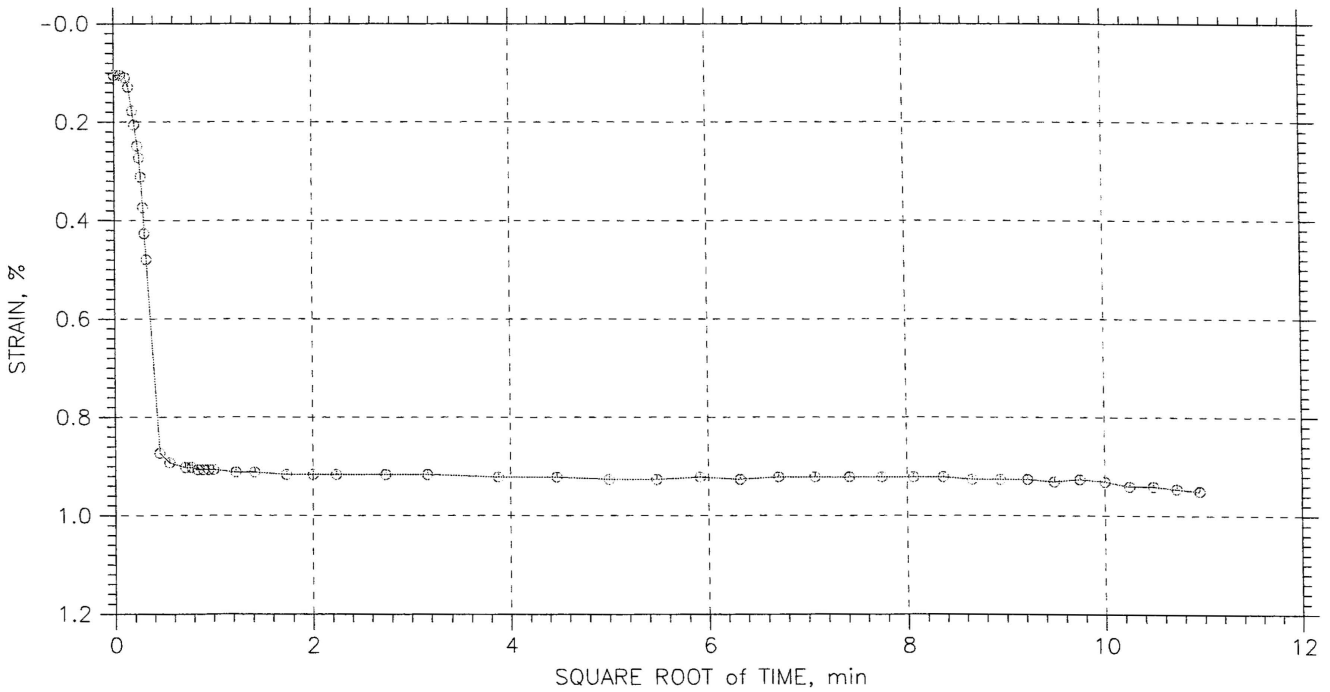
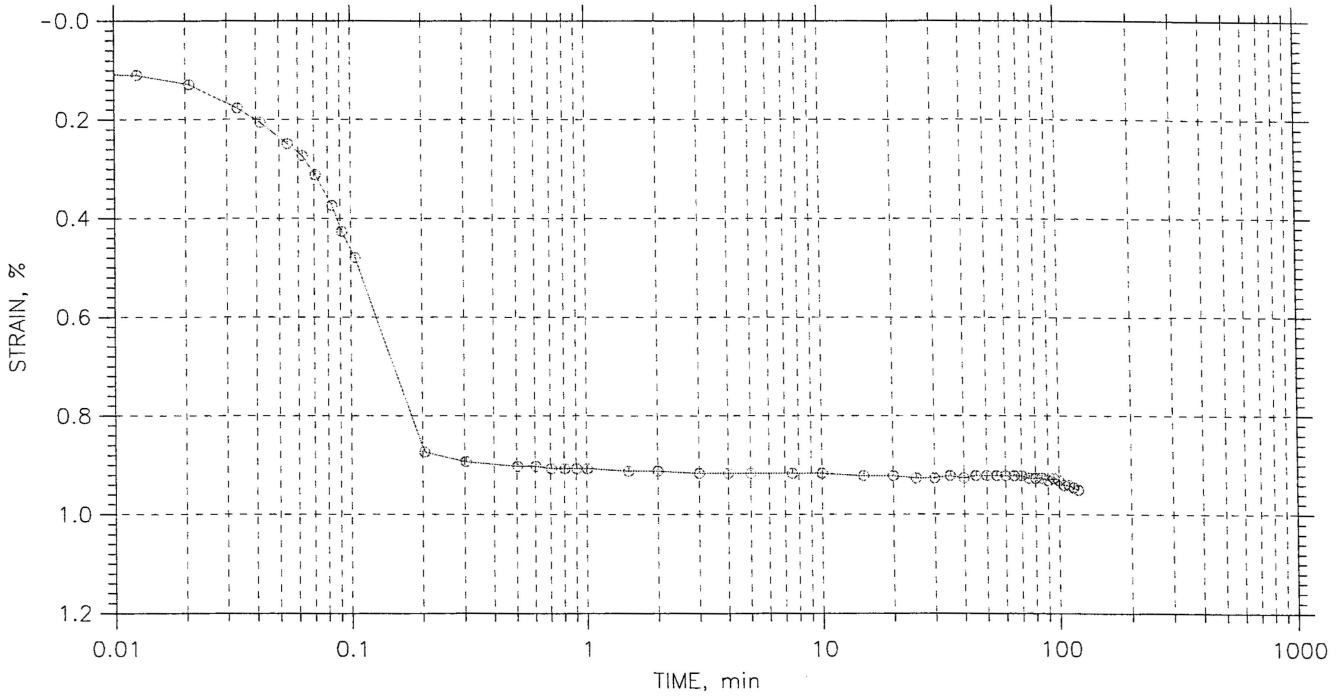
MACTEC	Project: SCE&G COL	Location:	Project No.: 6234063534S
	Boring No.: B-204	Tested By: HJ	Checked By: JL
	Sample No.: UD-2	Test Date: 8/25/06	Depth: 18.5 Ft.
	Test No.: 5359	Sample Type: Shelby Tube	Elevation: N/A
	Description: Silty Sand		
	Remarks: Cr = 0.03		

CONSOLIDATION TEST DATA

TIME CURVES

Constant Load Step: 2 of 16

Stress: 500. psf



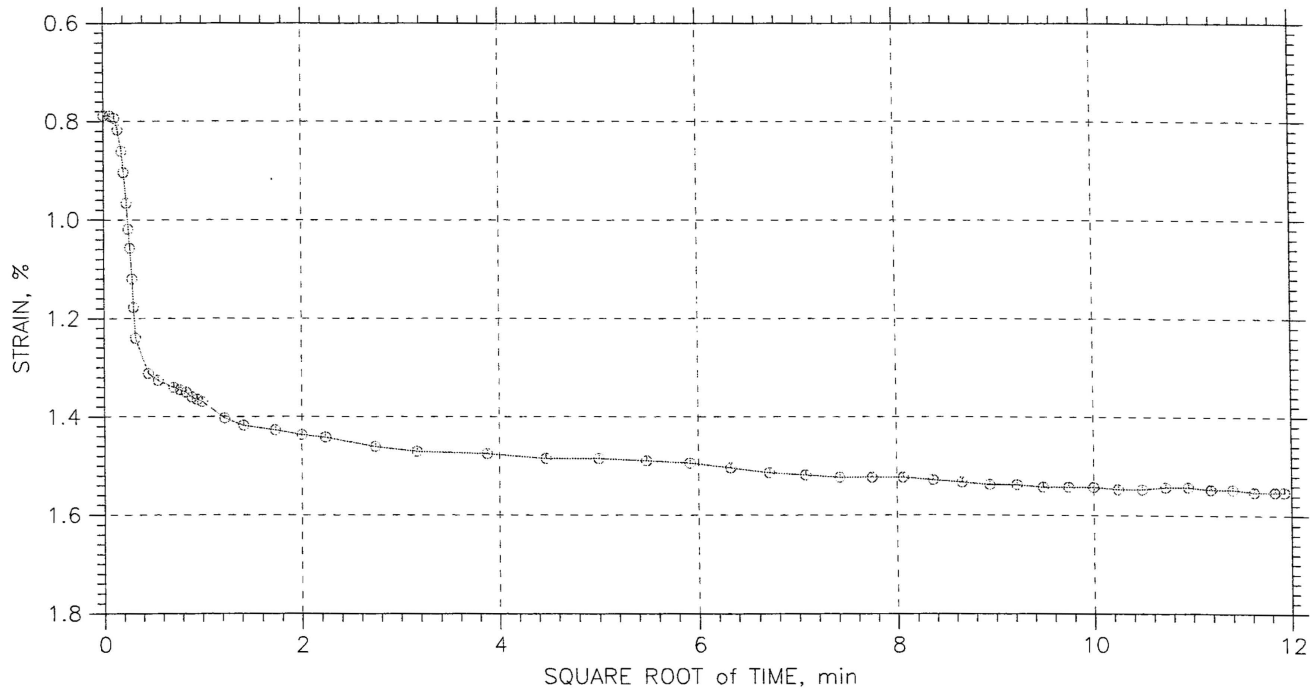
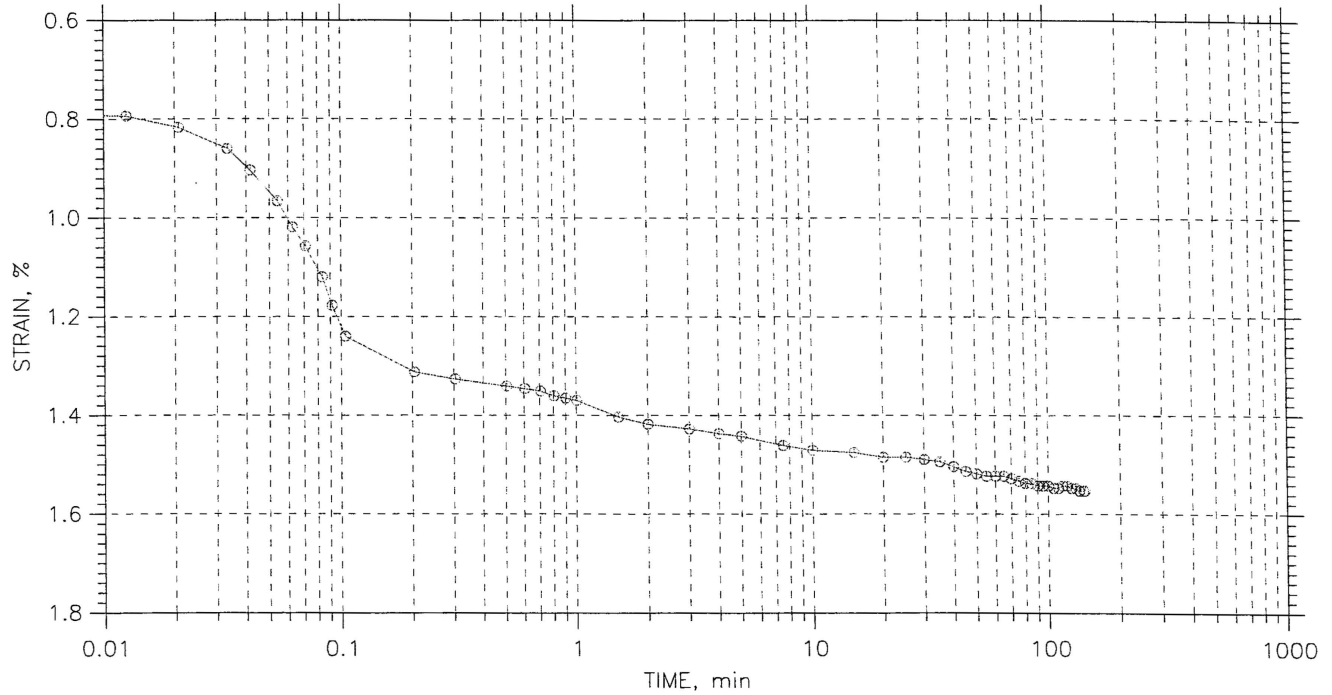
MACTEC	Project: SCE&G COL	Location:	Project No.: 6234063534S
	Boring No.: B-204	Tested By: HJ	Checked By: JL
	Sample No.: UD-2	Test Date: 8/25/06	Depth: 18.5 Ft.
	Test No.: 5359	Sample Type: Shelby Tube	Elevation: N/A
	Description: Silty Sand		
	Remarks: Cr = 0.03		

CONSOLIDATION TEST DATA

TIME CURVES

Constant Load Step: 3 of 16

Stress: 1000. psf



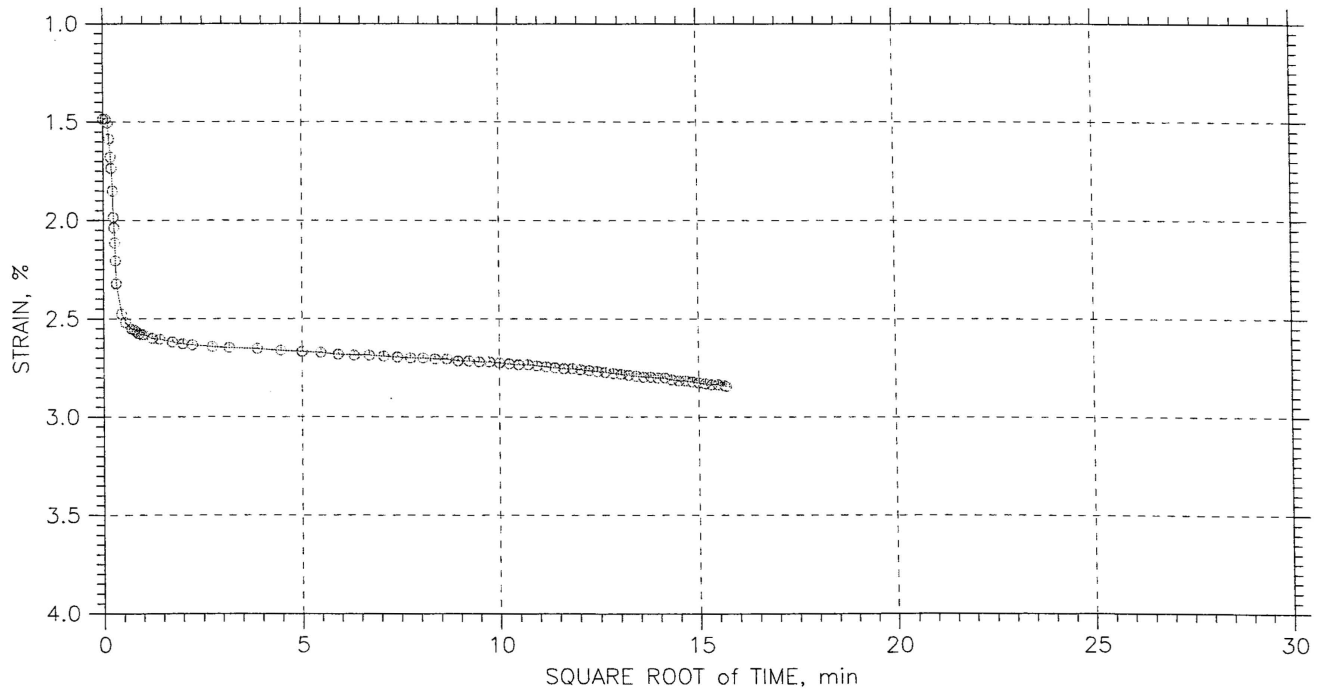
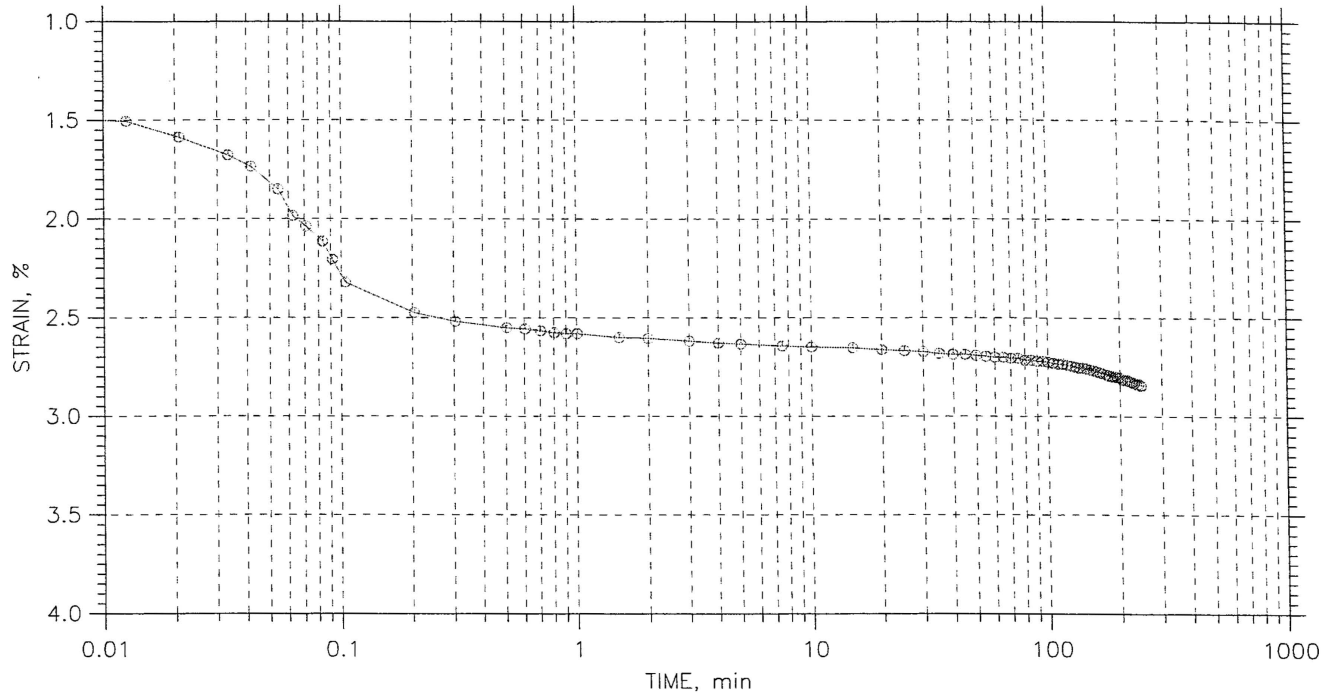
MACTEC	Project: SCE&G COL	Location:	Project No.: 6234063534S
	Boring No.: B-204	Tested By: HJ	Checked By: JL
	Sample No.: UD-2	Test Date: 8/25/06	Depth: 18.5 Ft.
	Test No.: 5359	Sample Type: Shelby Tube	Elevation: N/A
	Description: Silty Sand		
	Remarks: Cr = 0.03		

CONSOLIDATION TEST DATA

TIME CURVES

Constant Load Step: 4 of 16

Stress: 2000. psf



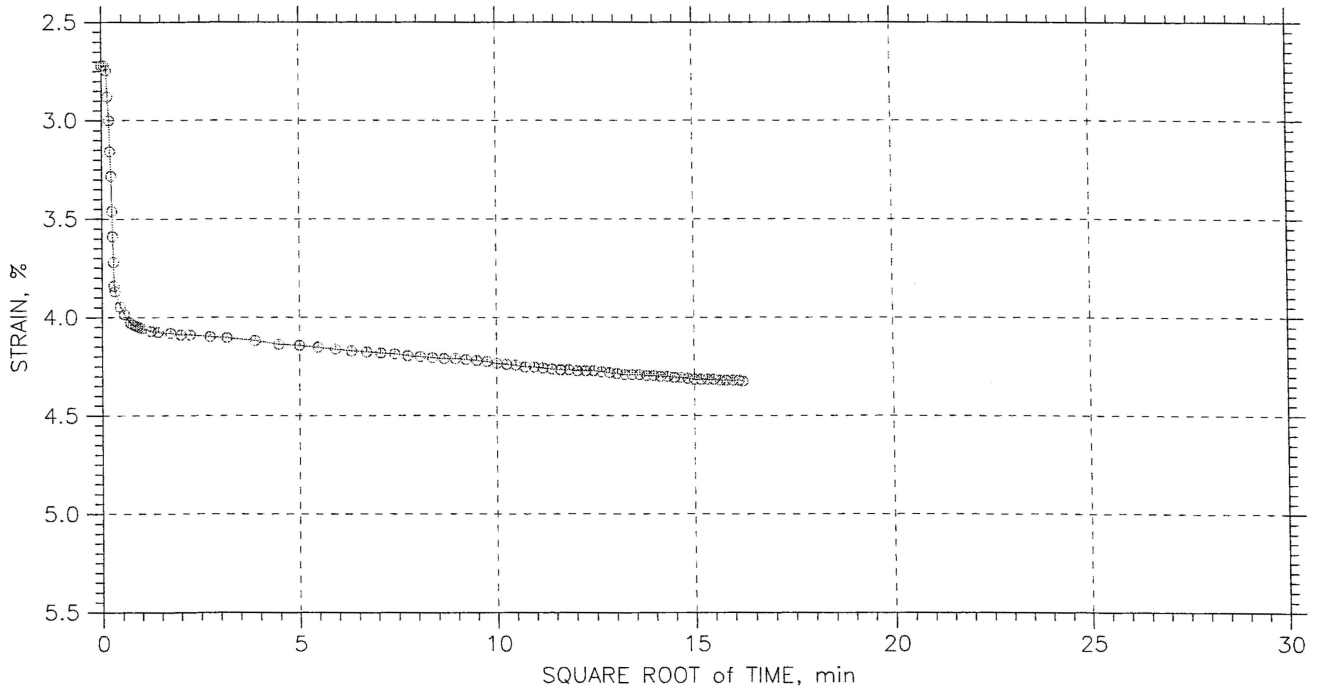
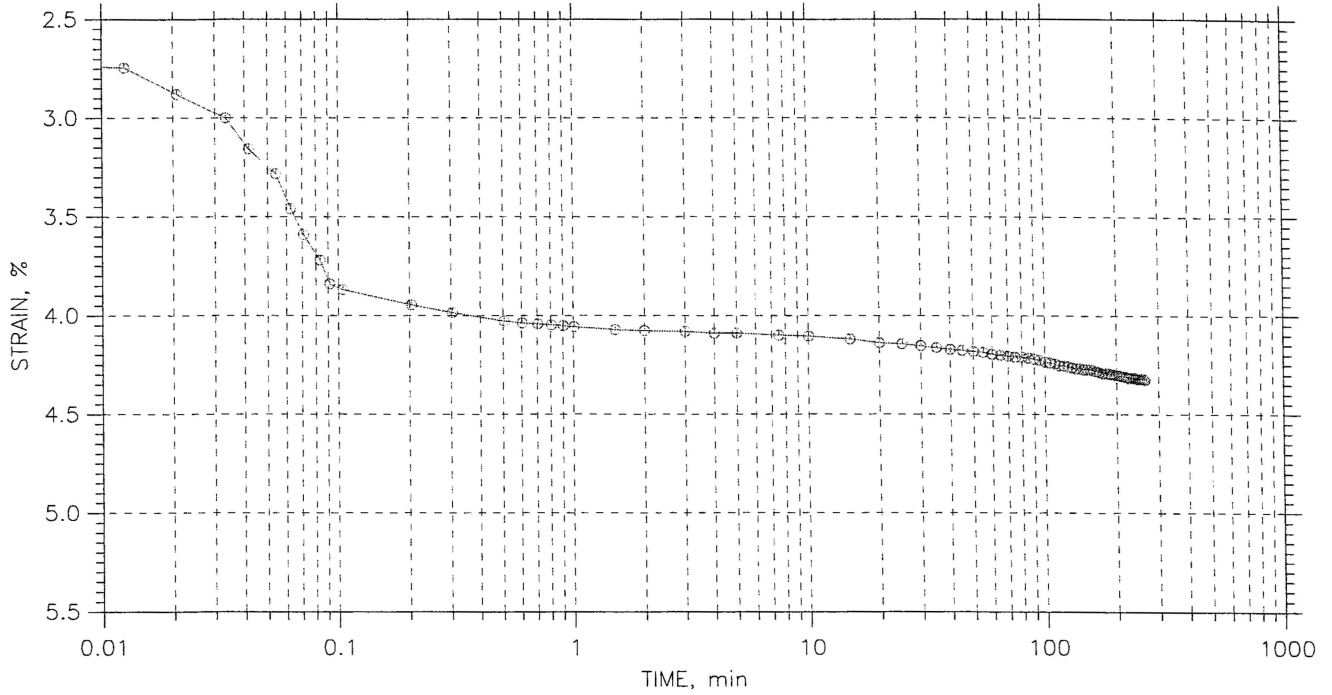
MACTEC	Project: SCE&G COL	Location:	Project No.: 6234063534S
	Boring No.: B-204	Tested By: HJ	Checked By: JL
	Sample No.: UD-2	Test Date: 8/25/06	Depth: 18.5 Ft.
	Test No.: 5359	Sample Type: Shelby Tube	Elevation: N/A
	Description: Silty Sand		
	Remarks: Cr = 0.03		

CONSOLIDATION TEST DATA

TIME CURVES

Constant Load Step: 5 of 16

Stress: 4000. psf



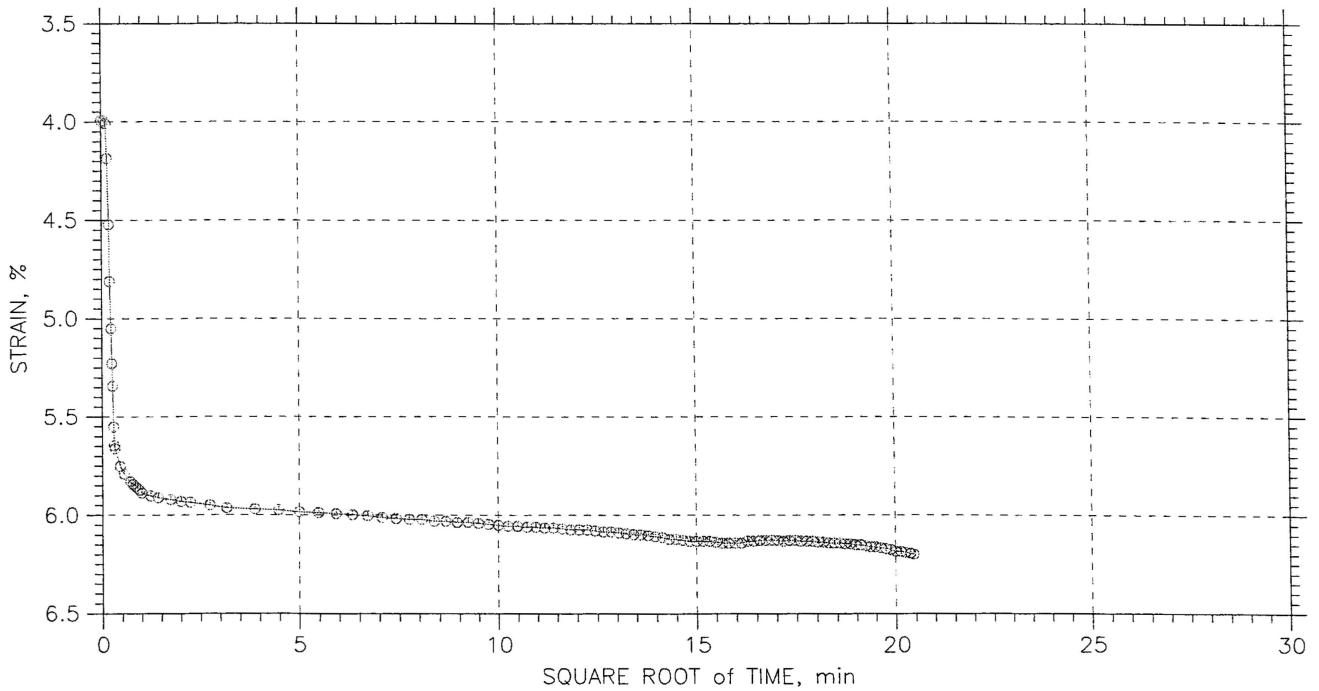
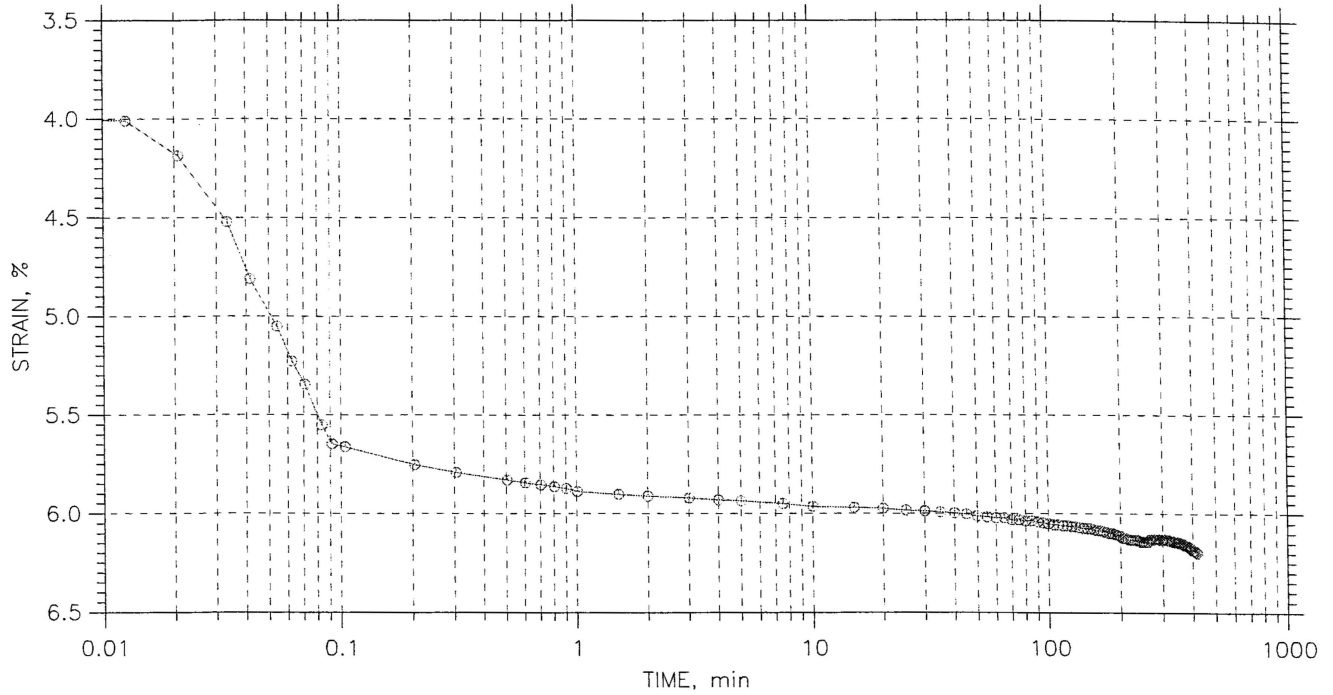
MACTEC	Project: SCE&G COL	Location:	Project No.: 6234063534S
	Boring No.: B-204	Tested By: HJ	Checked By: JL
	Sample No.: UD-2	Test Date: 8/25/06	Depth: 18.5 Ft.
	Test No.: 5359	Sample Type: Shelby Tube	Elevation: N/A
	Description: Silty Sand		
	Remarks: Cr = 0.03		

CONSOLIDATION TEST DATA

TIME CURVES

Constant Load Step: 6 of 16

Stress: 8000. psf



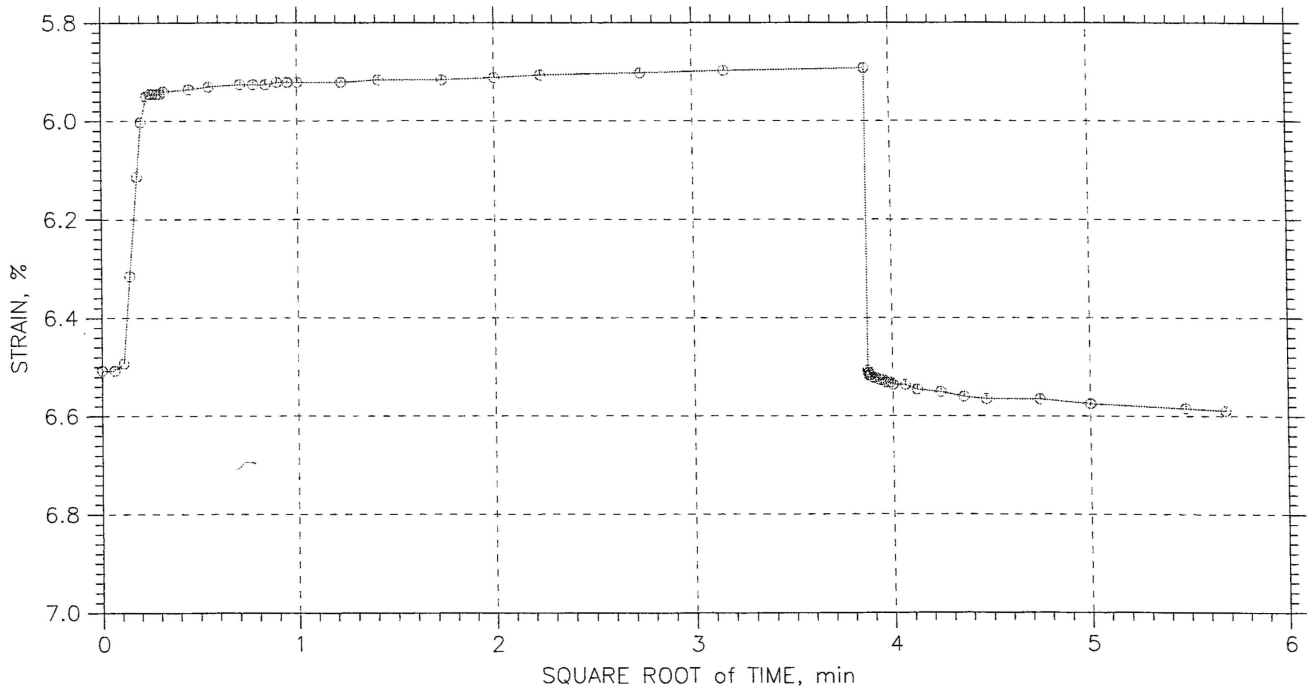
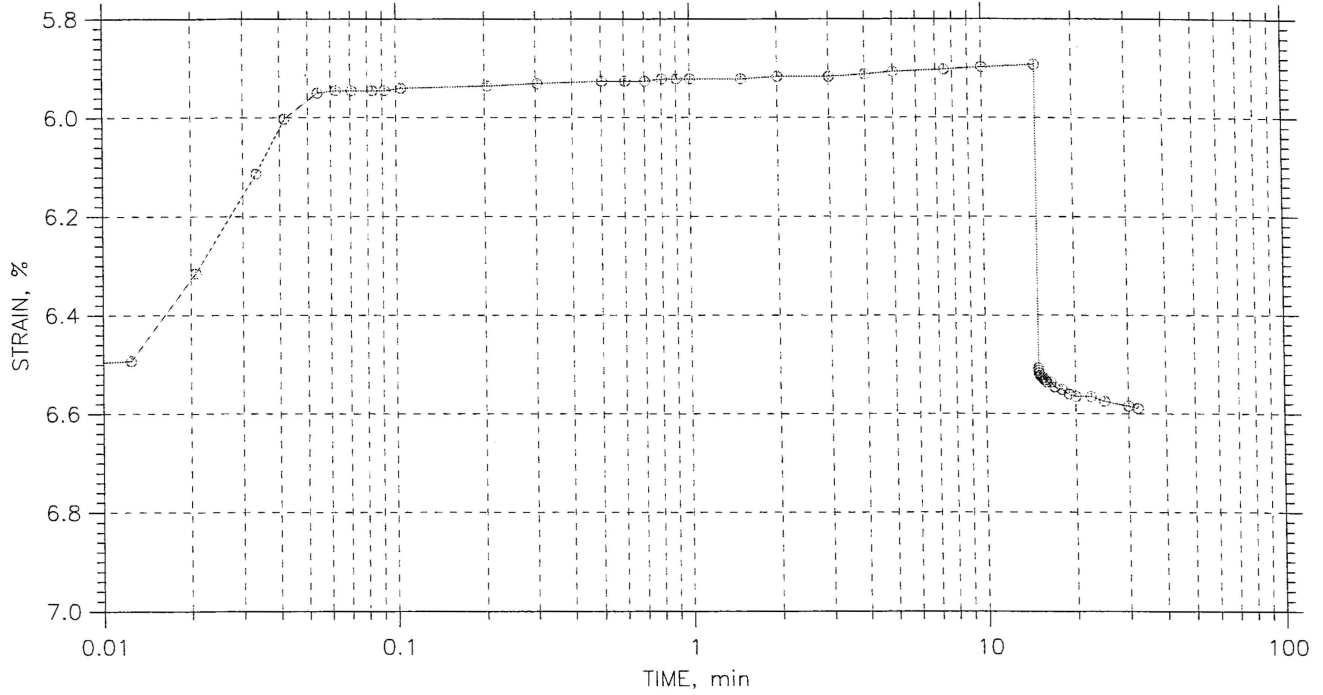
MACTEC	Project: SCE&G COL	Location:	Project No.: 6234063534S
	Boring No.: B-204	Tested By: HJ	Checked By: JL
	Sample No.: UD-2	Test Date: 8/25/06	Depth: 18.5 Ft.
	Test No.: 5359	Sample Type: Shelby Tube	Elevation: N/A
	Description: Silty Sand		
	Remarks: Cr = 0.03		

CONSOLIDATION TEST DATA

TIME CURVES

Constant Load Step: 7 of 16

Stress: 4000. psf



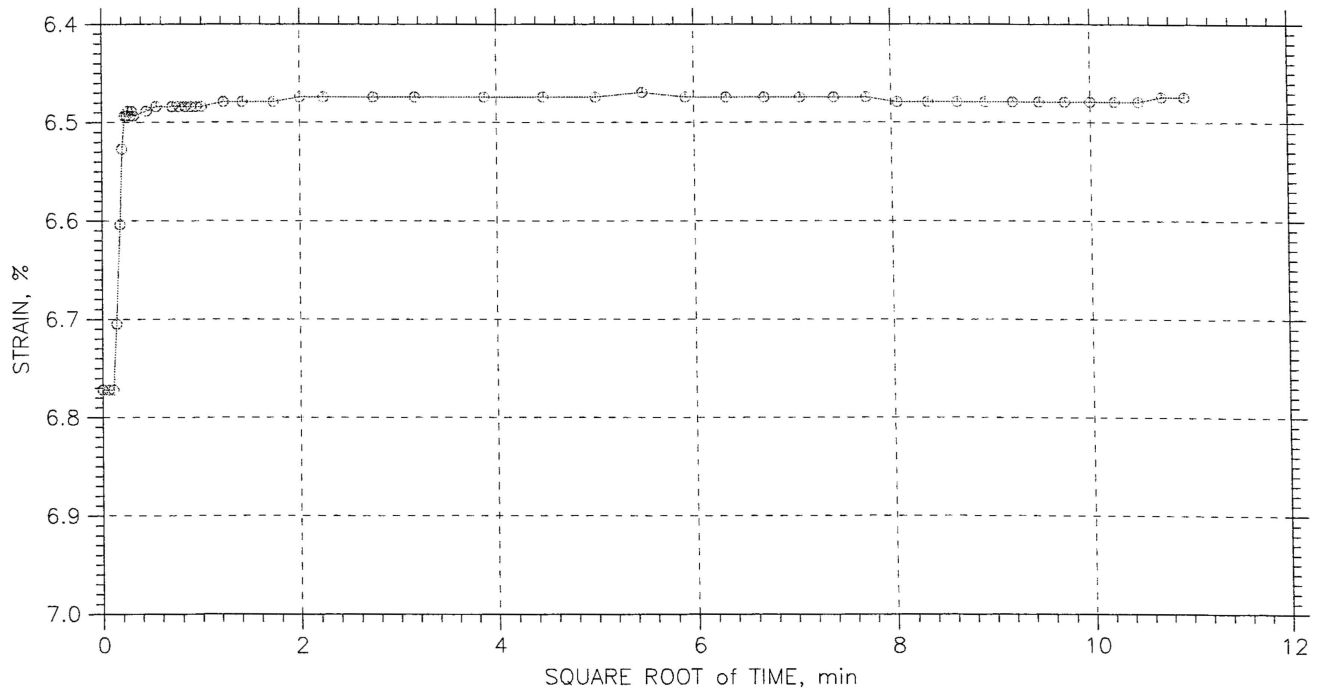
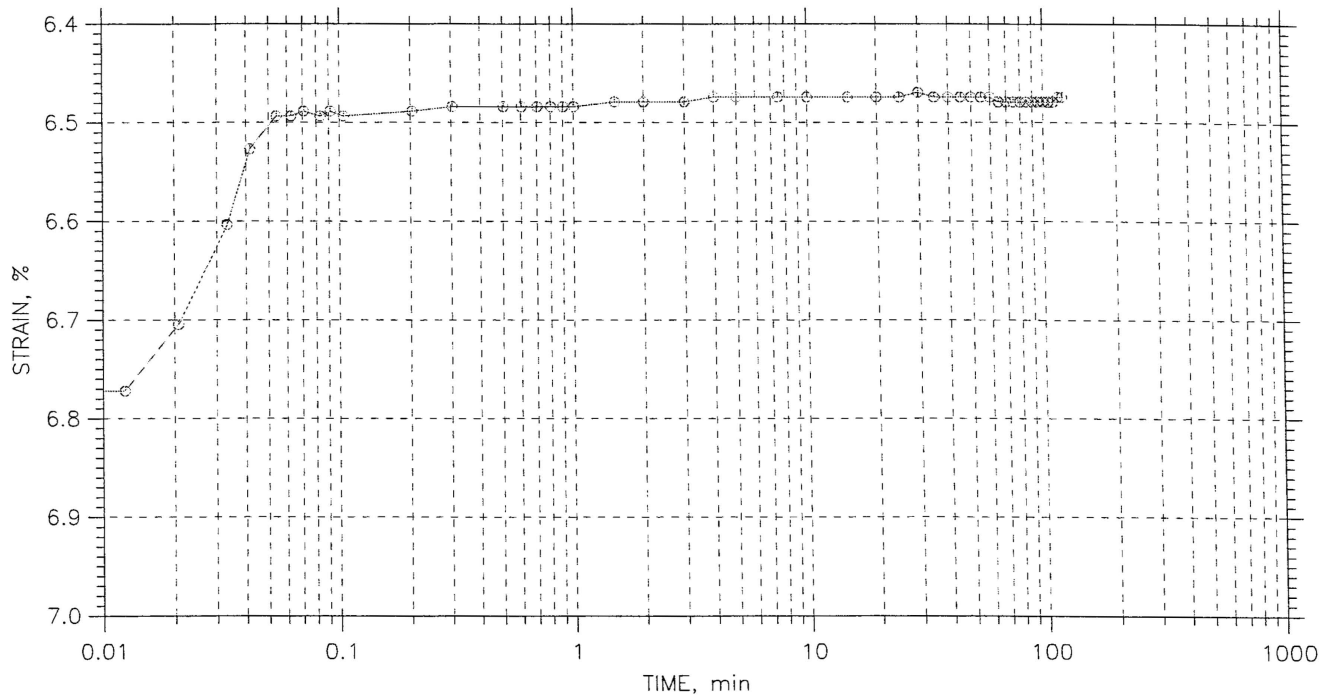
MACTEC	Project: SCE&G COL	Location:	Project No.: 6234063534S
	Boring No.: B-204	Tested By: HJ	Checked By: JL
	Sample No.: UD-2	Test Date: 8/25/06	Depth: 18.5 Ft.
	Test No.: 5359	Sample Type: Shelby Tube	Elevation: N/A
	Description: Silty Sand		
	Remarks: Cr = 0.03		

CONSOLIDATION TEST DATA

TIME CURVES

Constant Load Step: 8 of 16

Stress: 2000. psf



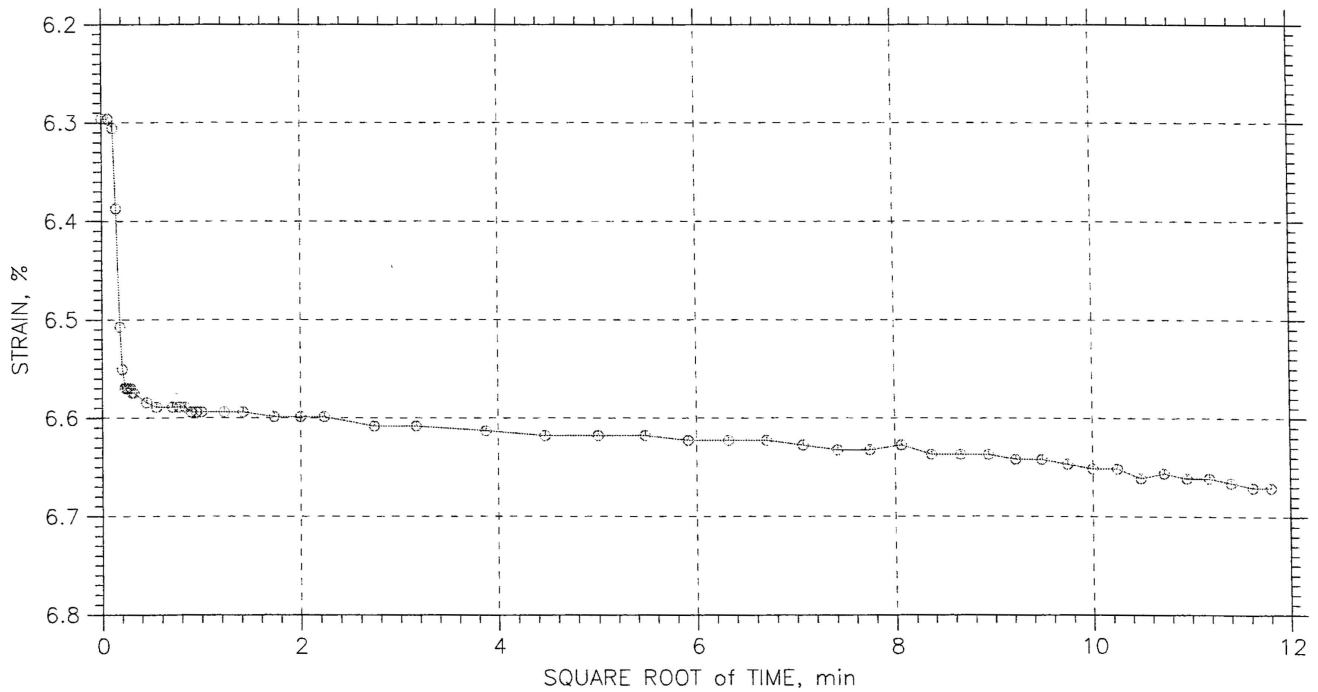
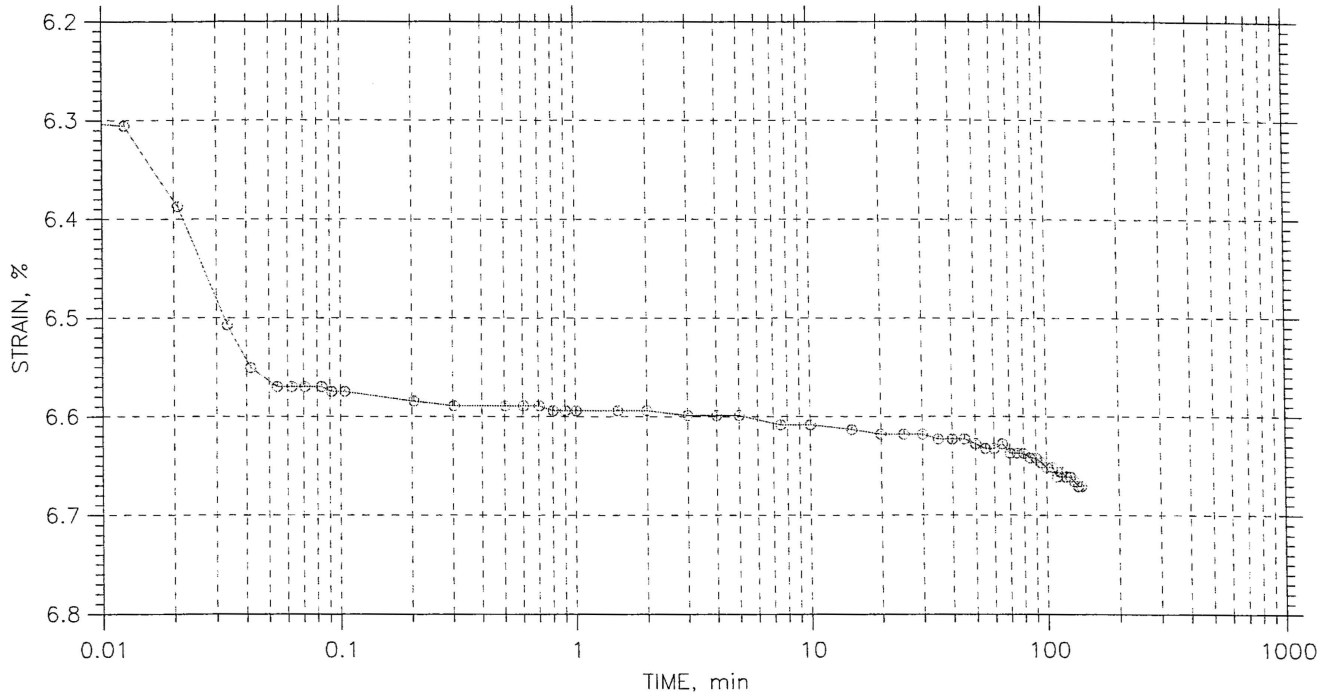
MACTEC	Project: SCE&G COL	Location:	Project No.: 6234063534S
	Boring No.: B-204	Tested By: HJ	Checked By: JL
	Sample No.: UD-2	Test Date: 8/25/06	Depth: 18.5 Ft.
	Test No.: 5359	Sample Type: Shelby Tube	Elevation: N/A
	Description: Silty Sand		
	Remarks: Cr = 0.03		

CONSOLIDATION TEST DATA

TIME CURVES

Constant Load Step: 9 of 16

Stress: 4000. psf



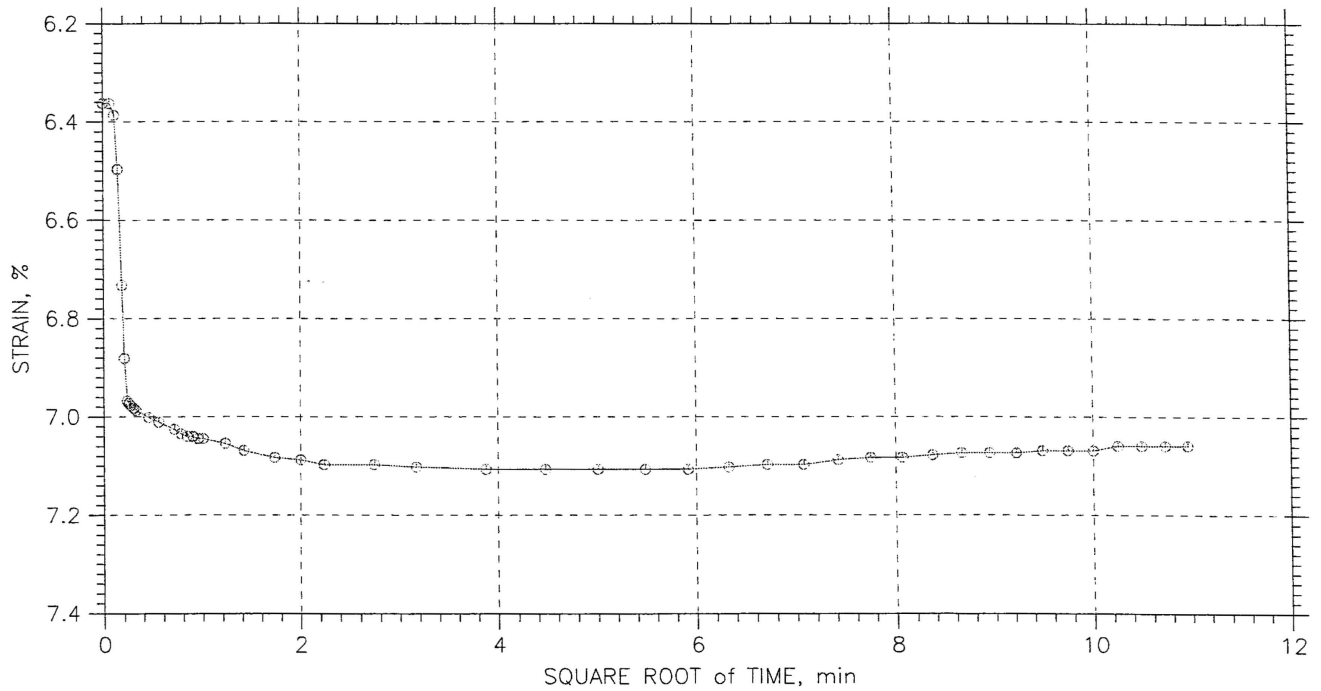
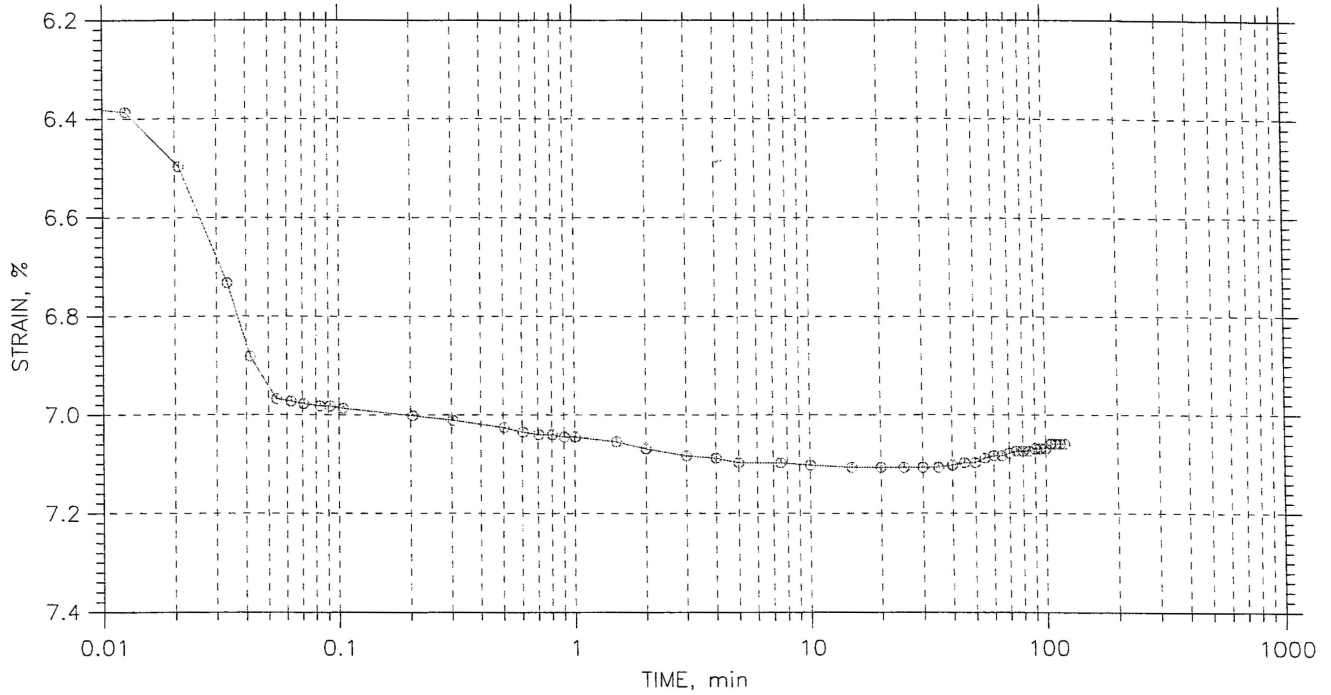
MACTEC	Project: SCE&G COL	Location:	Project No.: 6234063534S
	Boring No.: B-204	Tested By: HJ	Checked By: JL
	Sample No.: UD-2	Test Date: 8/25/06	Depth: 18.5 Ft.
	Test No.: 5359	Sample Type: Shelby Tube	Elevation: N/A
	Description: Silty Sand		
	Remarks: Cr = 0.03		

CONSOLIDATION TEST DATA

TIME CURVES

Constant Load Step: 10 of 16

Stress: 8000. psf



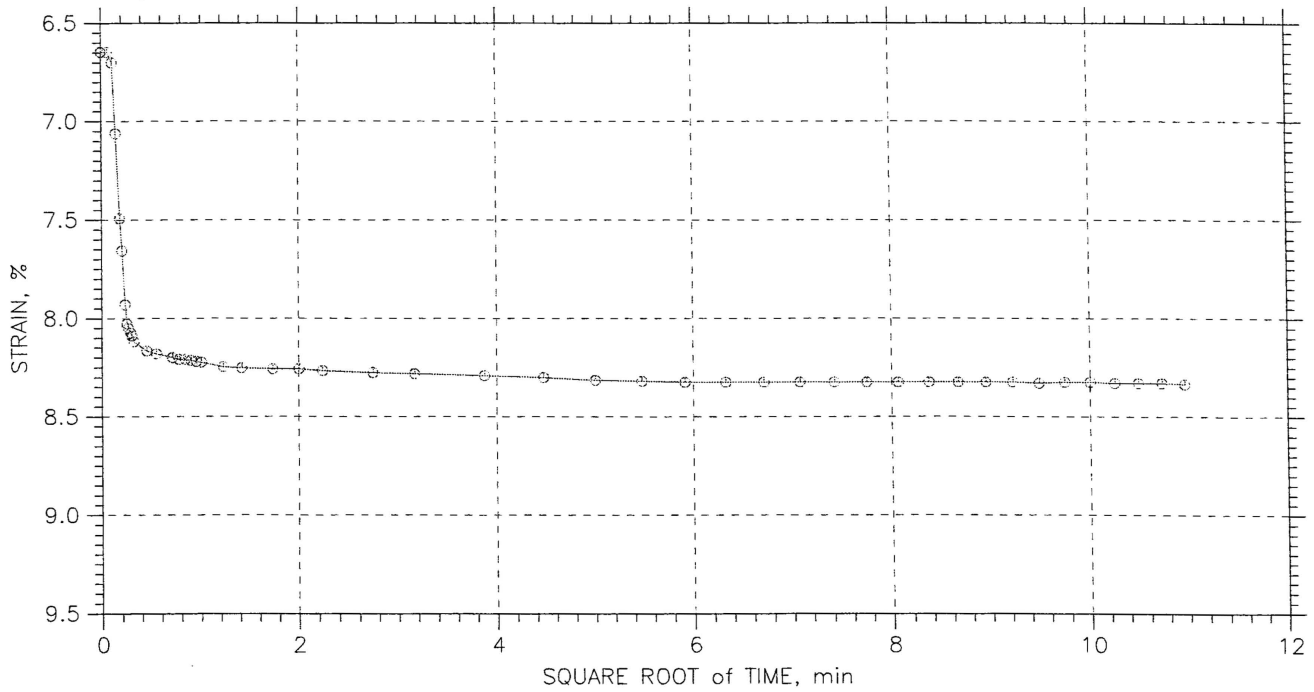
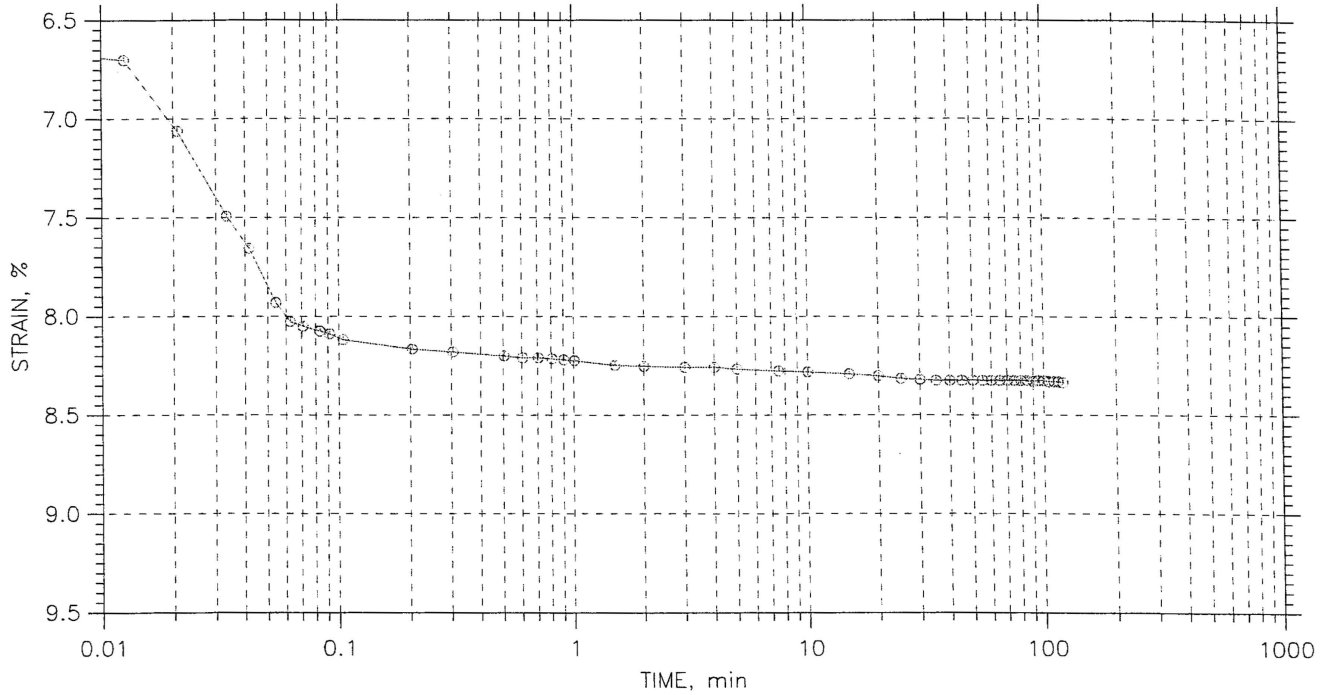
MACTEC	Project: SCE&G COL	Location:	Project No.: 6234063534S
	Boring No.: B-204	Tested By: HJ	Checked By: JL
	Sample No.: UD-2	Test Date: 8/25/06	Depth: 18.5 Ft.
	Test No.: 5359	Sample Type: Shelby Tube	Elevation: N/A
	Description: Silty Sand		
	Remarks: Cr = 0.03		

CONSOLIDATION TEST DATA

TIME CURVES

Constant Load Step: 11 of 16

Stress: 16000 psf



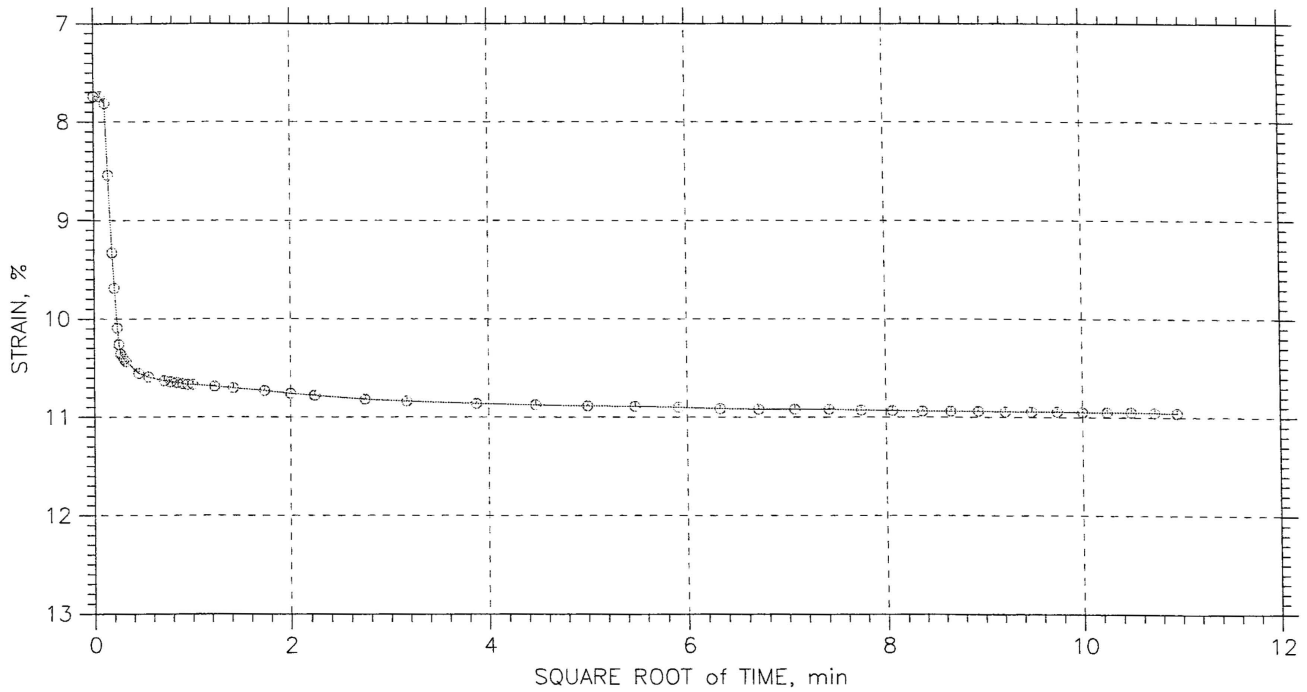
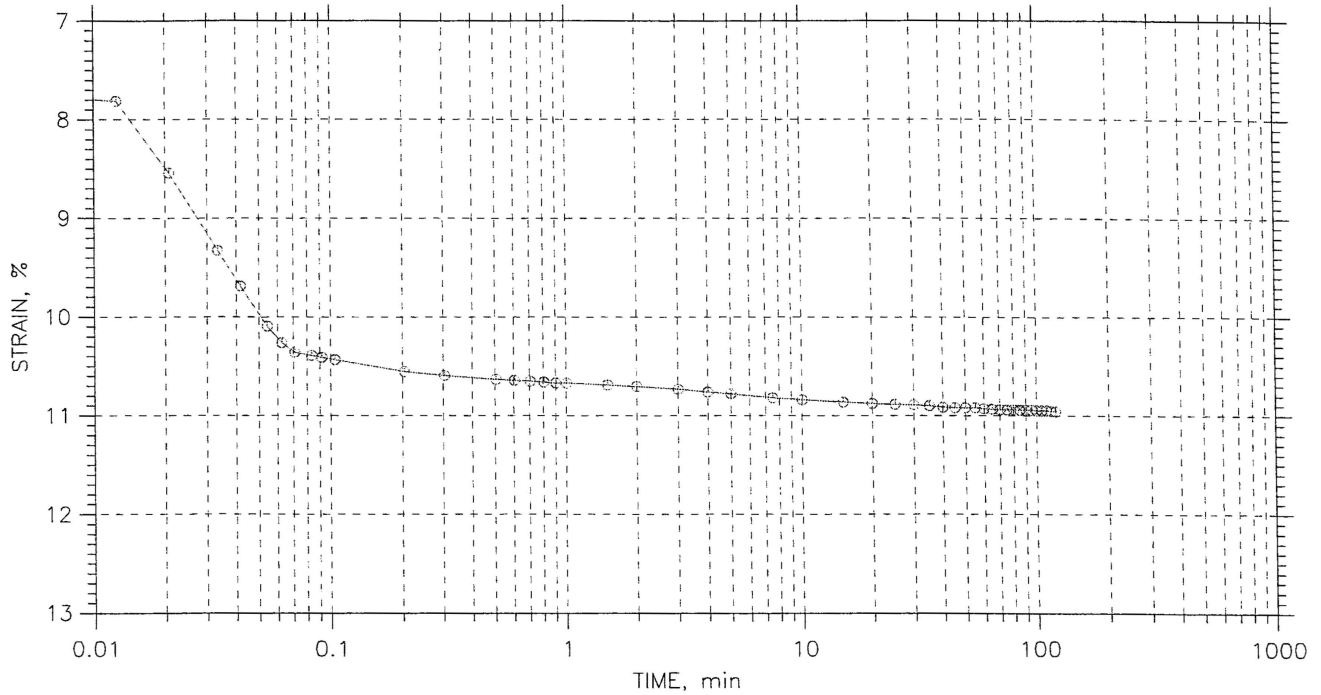
MACTEC	Project: SCE&G COL	Location:	Project No.: 6234063534S
	Boring No.: B-204	Tested By: HJ	Checked By: JL
	Sample No.: UD-2	Test Date: 8/25/06	Depth: 18.5 Ft.
	Test No.: 5359	Sample Type: Shelby Tube	Elevation: N/A
	Description: Silty Sand		
	Remarks: Cr = 0.03		

CONSOLIDATION TEST DATA

TIME CURVES

Constant Load Step: 12 of 16

Stress: 32000 psf



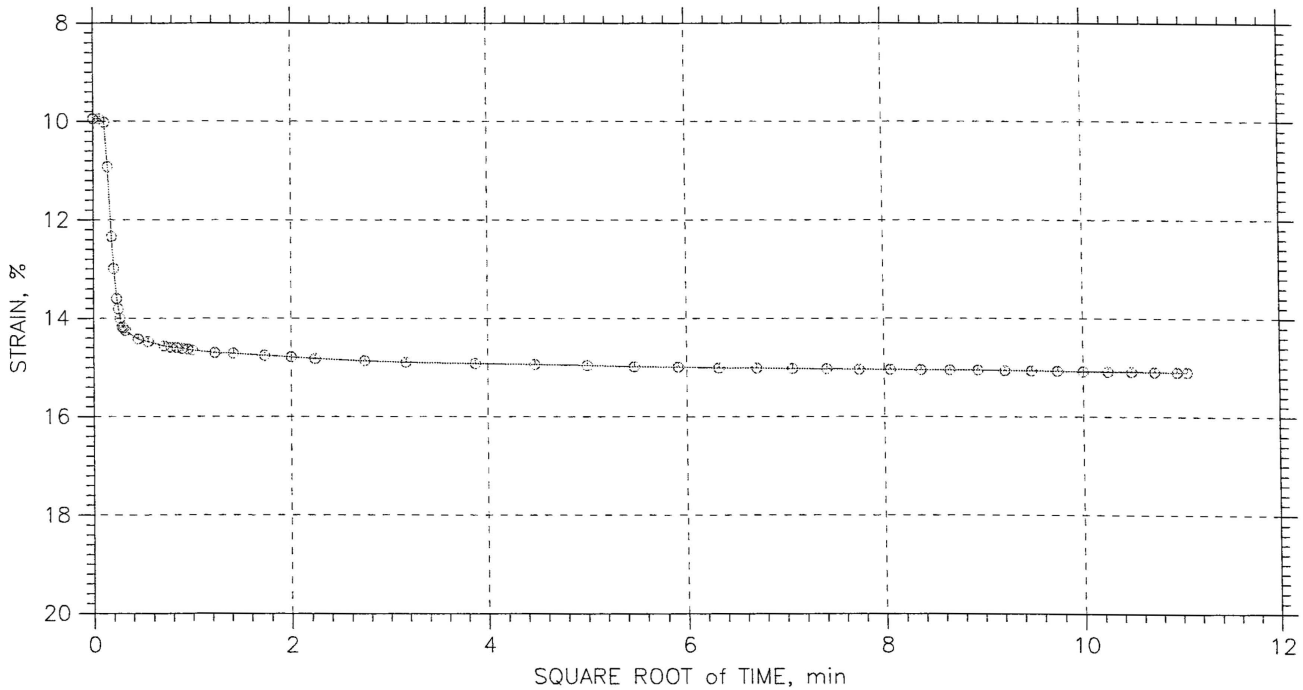
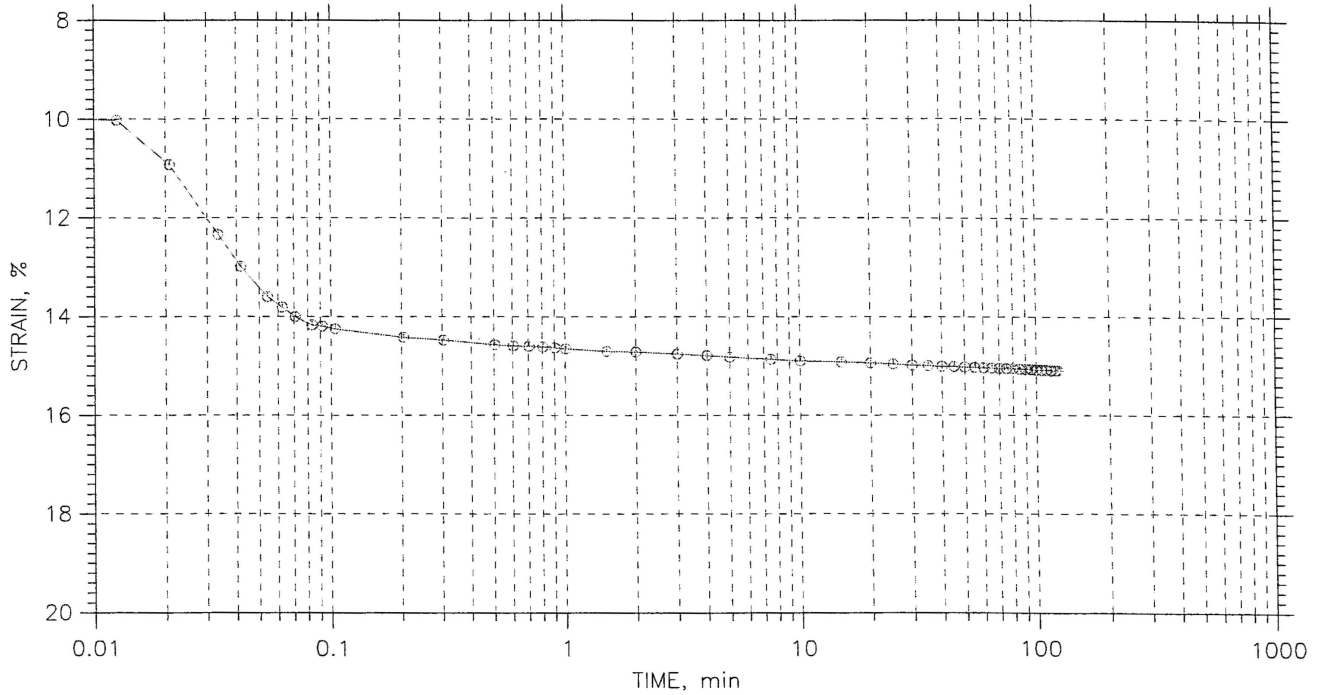
MACTEC	Project: SCE&G COL	Location:	Project No.: 6234063534S
	Boring No.: B-204	Tested By: HJ	Checked By: JL
	Sample No.: UD-2	Test Date: 8/25/06	Depth: 18.5 Ft.
	Test No.: 5359	Sample Type: Shelby Tube	Elevation: N/A
	Description: Silty Sand		
	Remarks: Cr = 0.03		

CONSOLIDATION TEST DATA

TIME CURVES

Constant Load Step: 13 of 16

Stress: 64000 psf



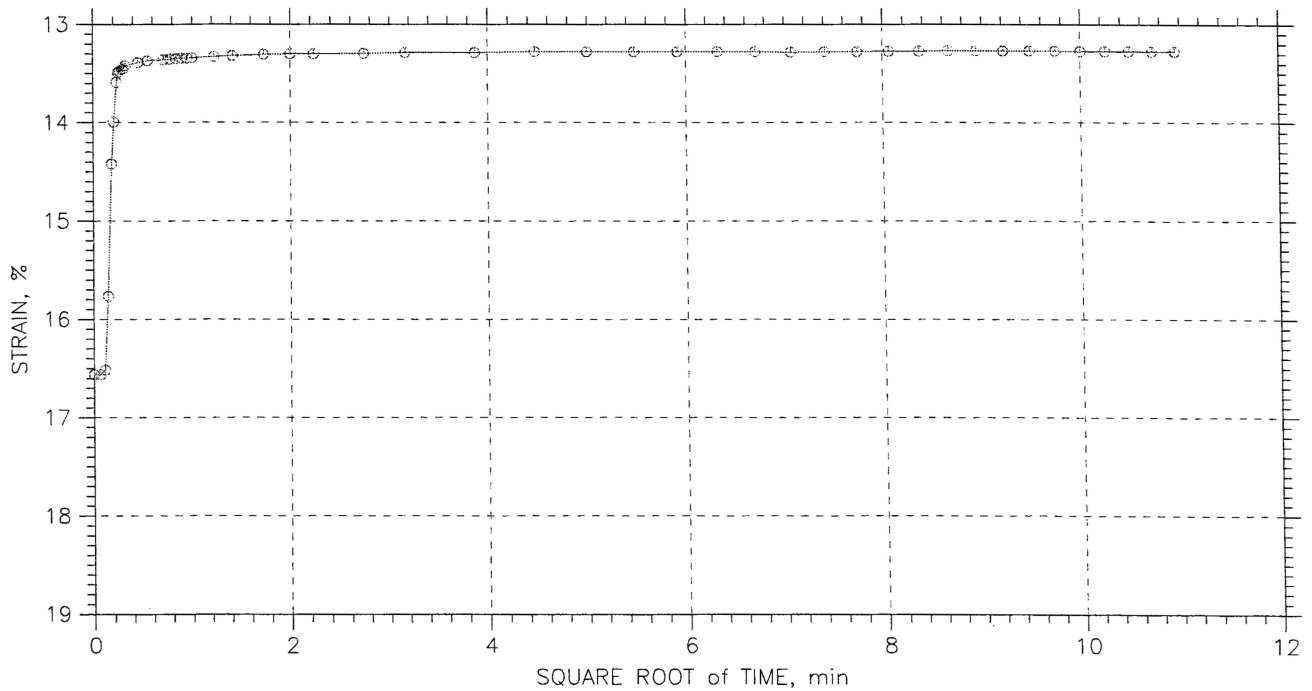
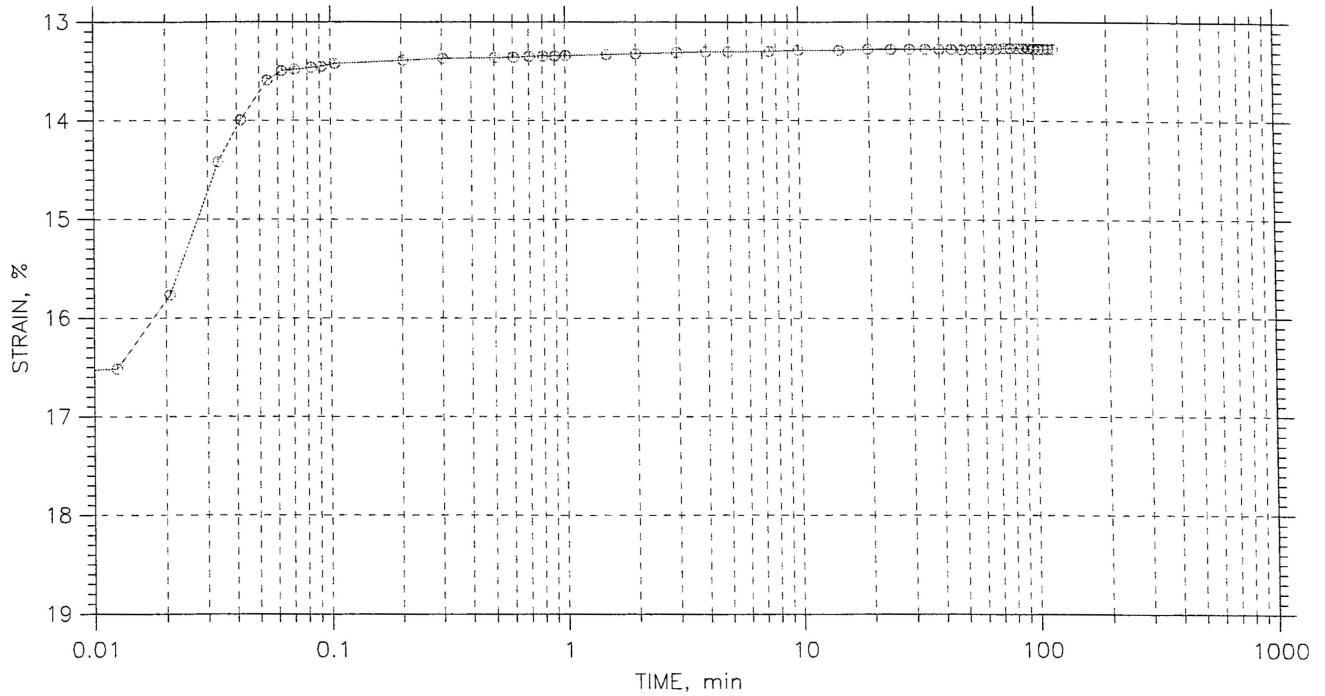
MACTEC	Project: SCE&G COL	Location:	Project No.: 6234063534S
	Boring No.: B-204	Tested By: HJ	Checked By: JL
	Sample No.: UD-2	Test Date: 8/25/06	Depth: 18.5 Ft.
	Test No.: 5359	Sample Type: Shelby Tube	Elevation: N/A
	Description: Silty Sand		
	Remarks: Cr = 0.03		

CONSOLIDATION TEST DATA

TIME CURVES

Constant Load Step: 14 of 16

Stress: 16000 psf



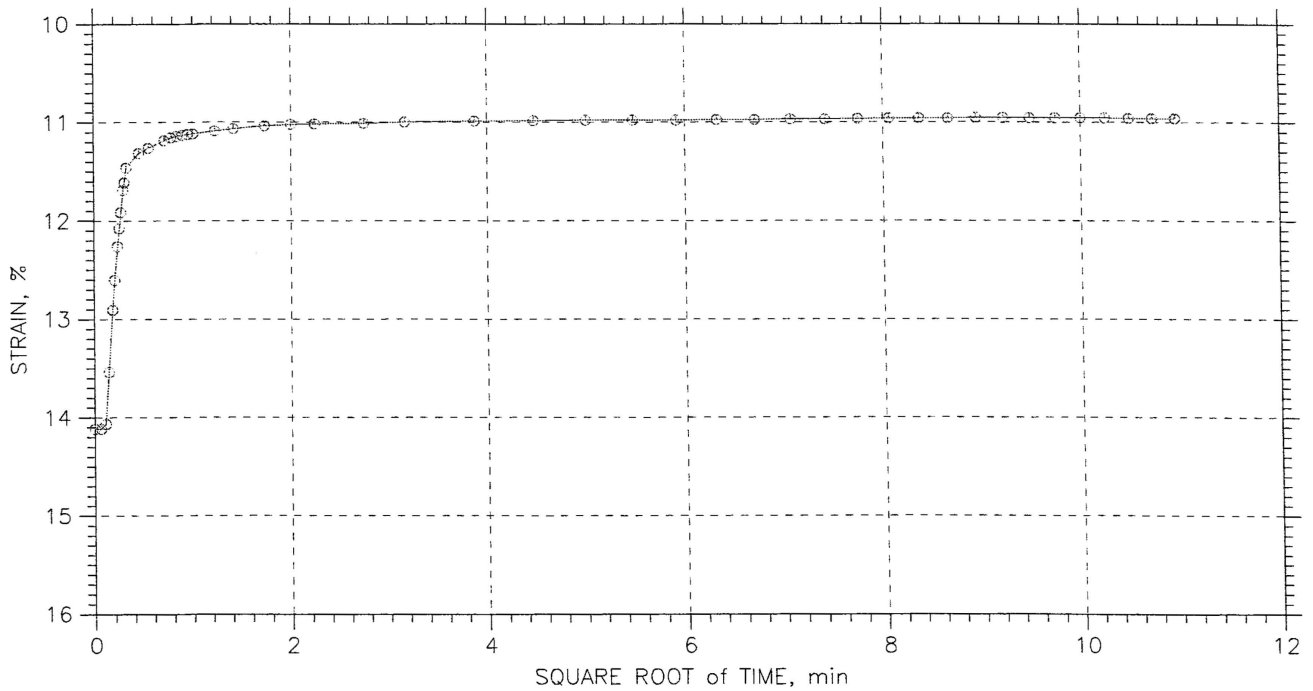
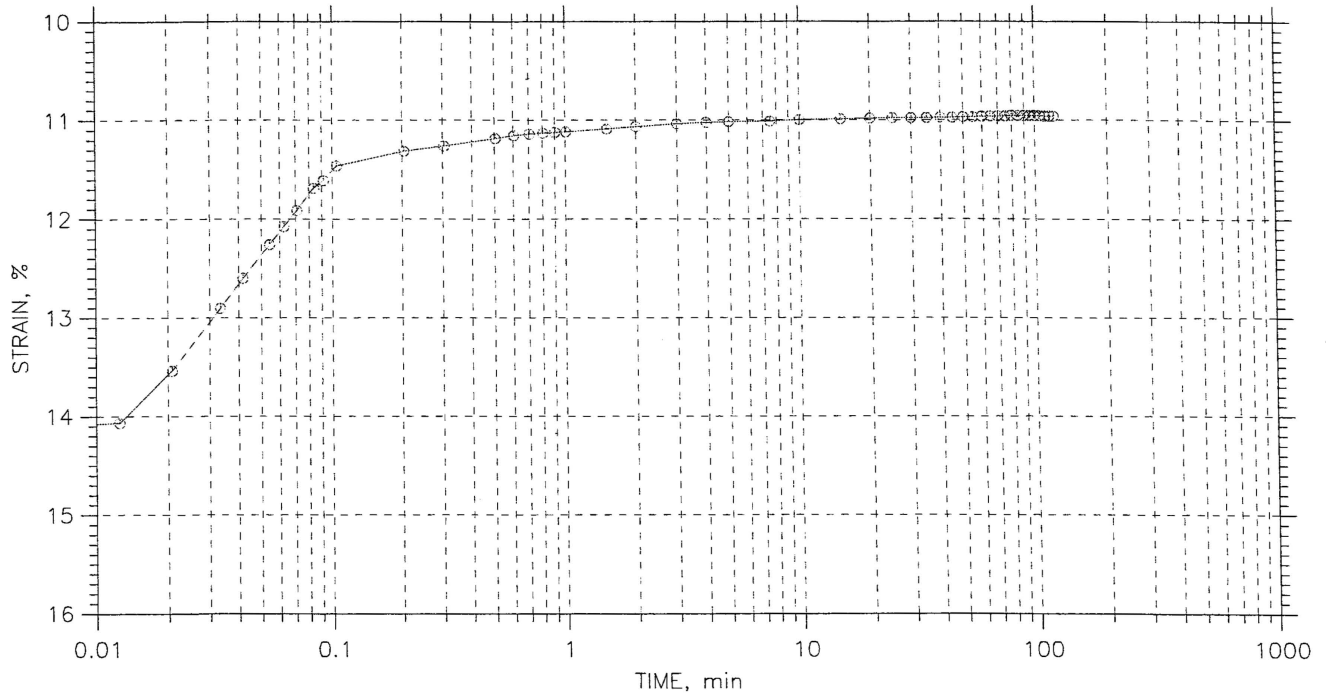
MACTEC	Project: SCE&G COL	Location:	Project No.: 6234063534S
	Boring No.: B-204	Tested By: HJ	Checked By: JL
	Sample No.: UD-2	Test Date: 8/25/06	Depth: 18.5 Ft.
	Test No.: 5359	Sample Type: Shelby Tube	Elevation: N/A
	Description: Silty Sand		
	Remarks: Cr = 0.03		

CONSOLIDATION TEST DATA

TIME CURVES

Constant Load Step: 15 of 16

Stress: 2000. psf



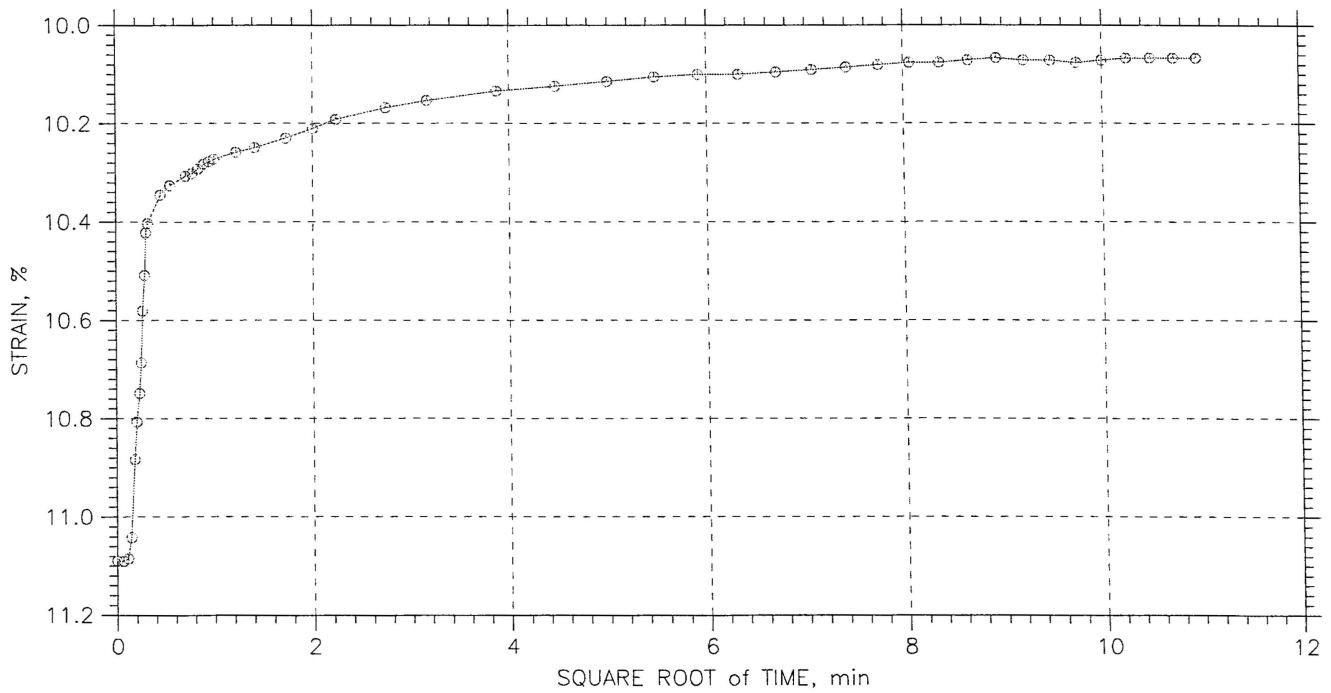
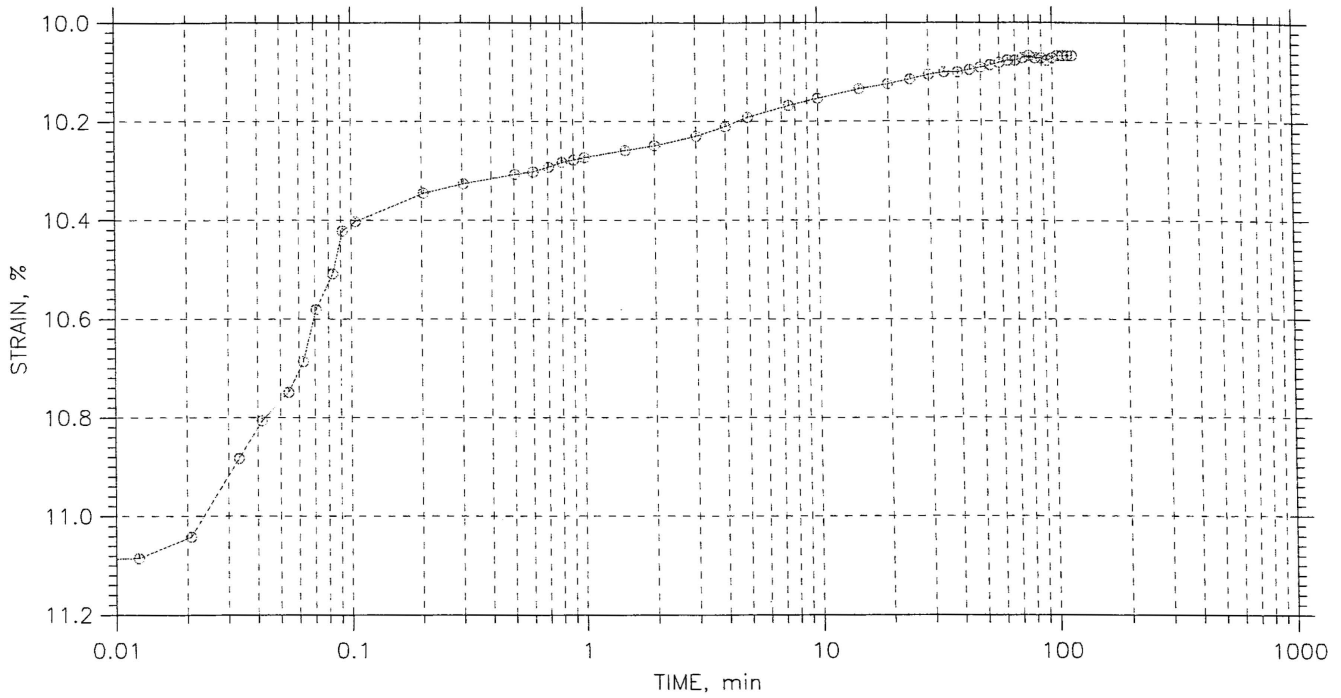
MACTEC	Project: SCE&G COL	Location:	Project No.: 6234063534S
	Boring No.: B-204	Tested By: HJ	Checked By: JL
	Sample No.: UD-2	Test Date: 8/25/06	Depth: 18.5 Ft.
	Test No.: 5359	Sample Type: Shelby Tube	Elevation: N/A
	Description: Silty Sand		
	Remarks: Cr = 0.03		

CONSOLIDATION TEST DATA

TIME CURVES

Constant Load Step: 16 of 16

Stress: 500. psf



MACTEC	Project: SCE&G COL	Location:	Project No.: 6234063534S
	Boring No.: B-204	Tested By: HJ	Checked By: JL
	Sample No.: UD-2	Test Date: 8/25/06	Depth: 18.5 Ft.
	Test No.: 5359	Sample Type: Shelby Tube	Elevation: N/A
	Description: Silty Sand		
	Remarks: Cr = 0.03		