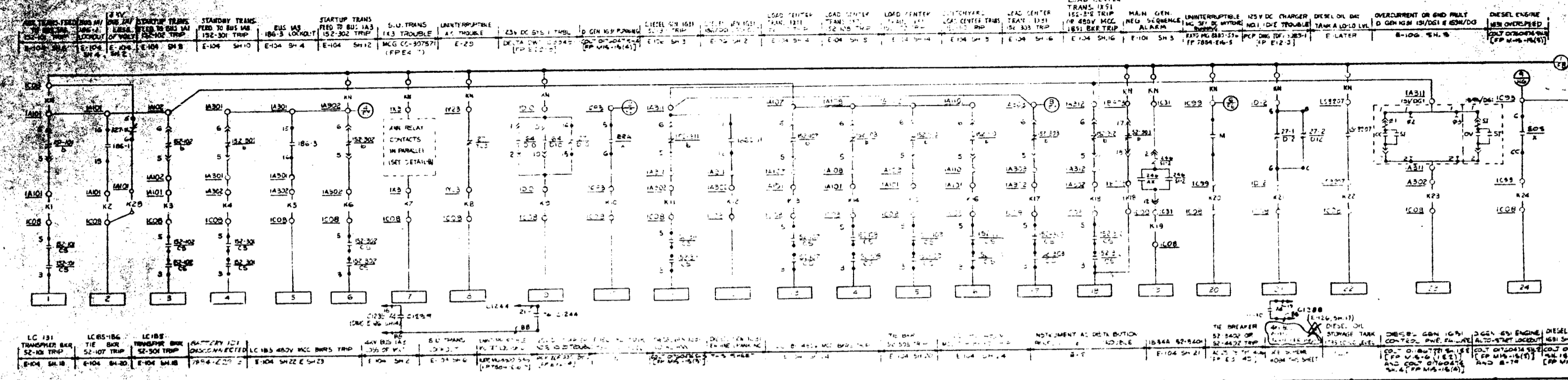
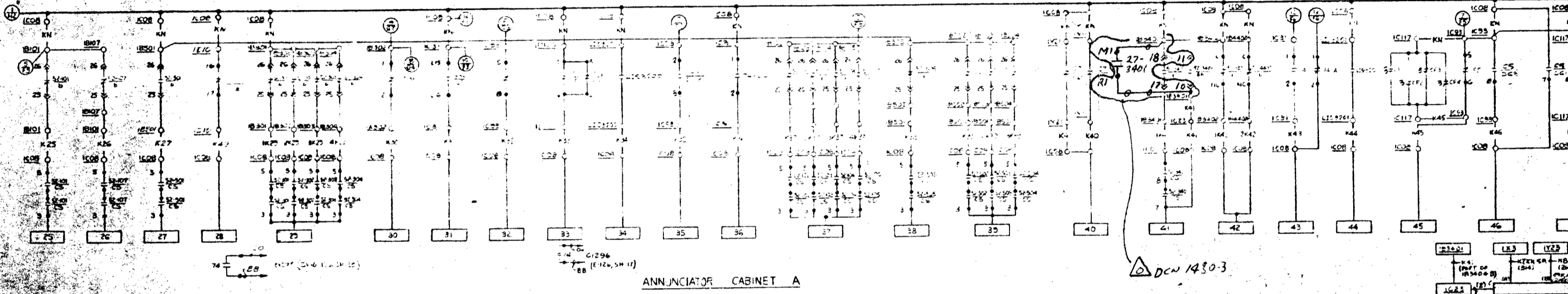


WARNING
 BEFORE WORKING ON THIS
 EQUIPMENT, DISCONNECT ALL
 POWER SOURCES AND
 GROUND THEM. ALWAYS
 DRIFT THE POINT OF THE WIRE
 CABLES AT THE CLOSURE.

DCN 1430-3

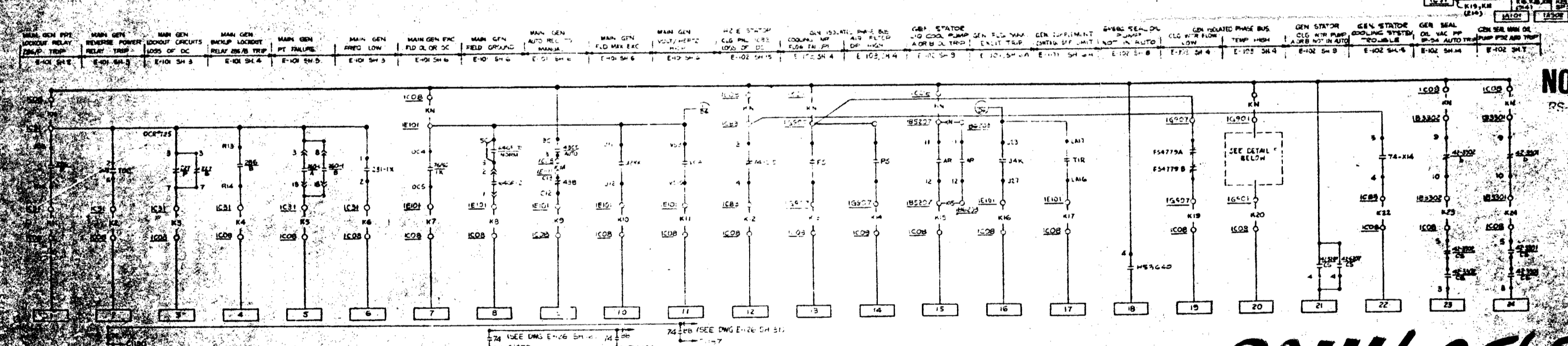


NOTE
 1. FOR ANNUNCIATOR CABINET B SEE DWG E-37
 2. THE CONTACTS OF DEVICES FOR ALL ANNUNCIATOR
 UNITS, SHALL BE CLOSED TO ALARM UNLESS
 OTHERWISE NOTED




ANNUNCIATOR CABINET A

DCN 1430-3

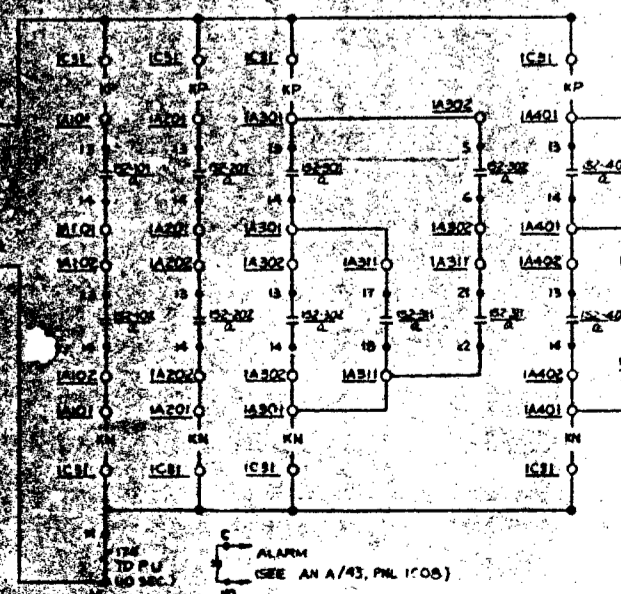


ANNUNCIATOR CABINET C

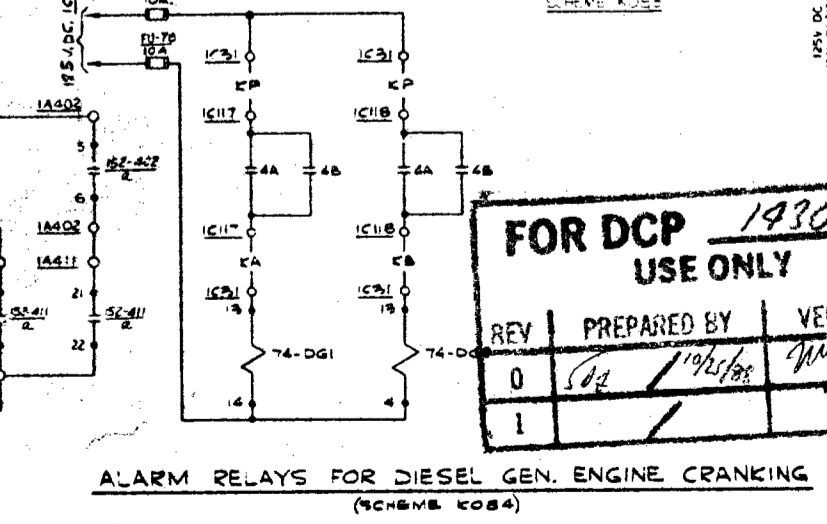
NOT FOR CONSTRUCTION
 RS-205-01



8811160565



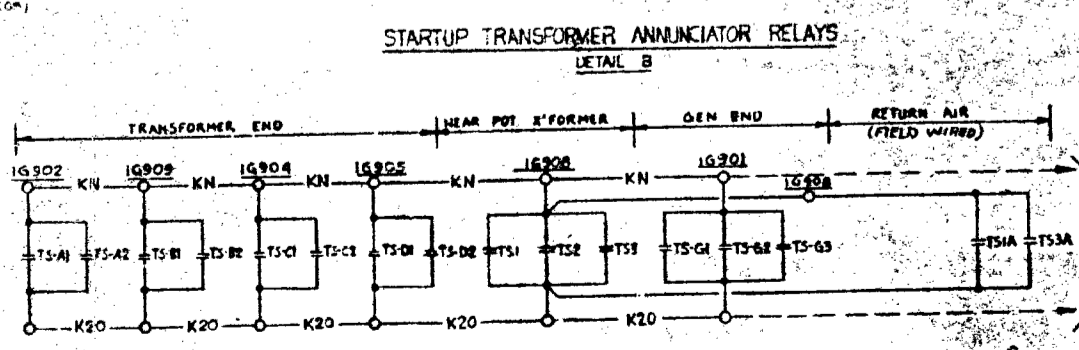
4KV BUSES PARALLELED
 SCHEME K05A



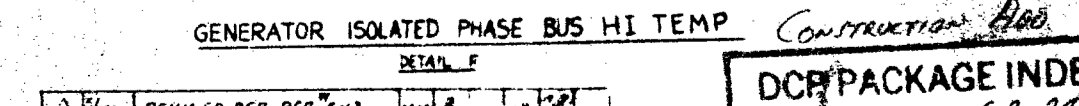
ALARM RELAYS FOR DIESEL GEN. ENGINE CRANKING
 (SCHEME K05A)

**FOR DCP 1430
 USE ONLY**
 PREPARED BY: [Signature]
 VERIFIED BY: [Signature]
 DATE: 1/24/58

4KV BUS TRANSFER BRKRS
 SEL SWITCH MONITOR
 (PART OF) SCHEME K06A
 (SEE DWG E-104 SH 9.9, 12 & 13)



STARTUP TRANSFORMER ANNUNCIATOR RELAYS
 DETAIL B



GENERATOR ISOLATED PHASE BUS HI TEMP
 DETAIL F

DCP PACKAGE INDEX
 ITEM NO. 6.2.24

1-104	1-105	1-106	1-107	1-108	1-109	1-110	1-111	1-112	1-113	1-114	1-115	1-116	1-117	1-118	1-119	1-120	1-121	1-122	1-123	1-124	1-125	1-126	1-127	1-128	1-129	1-130	1-131	1-132	1-133	1-134	1-135	1-136	1-137	1-138	1-139	1-140	1-141	1-142	1-143	1-144	1-145	1-146	1-147	1-148	1-149	1-150	1-151	1-152	1-153	1-154	1-155	1-156	1-157	1-158	1-159	1-160	1-161	1-162	1-163	1-164	1-165	1-166	1-167	1-168	1-169	1-170	1-171	1-172	1-173	1-174	1-175	1-176	1-177	1-178	1-179	1-180	1-181	1-182	1-183	1-184	1-185	1-186	1-187	1-188	1-189	1-190	1-191	1-192	1-193	1-194	1-195	1-196	1-197	1-198	1-199	1-200
-------	-------	-------	-------	-------	-------	-------	-------	-------	-------	-------	-------	-------	-------	-------	-------	-------	-------	-------	-------	-------	-------	-------	-------	-------	-------	-------	-------	-------	-------	-------	-------	-------	-------	-------	-------	-------	-------	-------	-------	-------	-------	-------	-------	-------	-------	-------	-------	-------	-------	-------	-------	-------	-------	-------	-------	-------	-------	-------	-------	-------	-------	-------	-------	-------	-------	-------	-------	-------	-------	-------	-------	-------	-------	-------	-------	-------	-------	-------	-------	-------	-------	-------	-------	-------	-------	-------	-------	-------	-------	-------	-------	-------	-------	-------	-------	-------

5. APERTURE CARD

3 Docket # 50-231
 Control 8811160565
 Date 1/24/58
 REGULATORY DOCKET # 8811160565