

Annual Radioactive Waste Tank Inspection Program - 2008



Washington Savannah River Company
Savannah River Site
Aiken, SC 29808

Disclaimer

This report was prepared as an account of work sponsored by an agency of the United States Government. Neither the United States Government nor any agency thereof, nor any of their employees, makes any warranty, express or implied, or assumes any legal liability or responsibility for the accuracy, completeness, or usefulness of any information, apparatus, product, or process disclosed, or represents that its use would not infringe privately owned rights. The views and opinions of authors expressed herein do not necessarily state or reflect those of the United States Government or any agency thereof.

Annual Radioactive Waste Tank Inspection Program - 2008

R. S. Waltz, Jr.
W. R. West



Prepared for the U.S. Department of Energy under Contract No. DE-AC09-96SR18500

This page intentionally left blank.

Contents

Acronyms and Abbreviations	1
Introduction	3
Summary	5
Inspection Program.....	7
Background.....	7
Tank Description.....	8
Inspection Methods.....	14
Program Implementation	15
Visual Imagery	15
2008 Inspection Results	15
Summary of Inspection Results	16
Appendix A–Waste Tanks at SRS	29
Appendix B–Summary of 2008 Inspections	31
List of Figures	
1. Type I Waste Storage Tank	9
2. Type II Waste Storage Tank	10
3. Type IV Waste Storage Tank	11
4. Type III Waste Storage Tank	12

This page intentionally left blank.

Acronyms and Abbreviations

A	Annulus
ADMP	Advanced Design Mixer Pump
ASME	American Society of Mechanical Engineers
BFV	Back Flush Valve
CCTV	Closed Circuit Television
CCWS	Chromate Cooling Water System
COP	Clean Out Port
DB	Diversion Box
DOE-SR	Department of Energy-Savannah River
DP	Direct Photography
DSP	Digital Still Photography
DWPF	Defense Waste Processing Facility
ETF	Effluent Treatment Facility
EVAP	Evaporator
FLWB	Flush Water Valve Box
GDL	Gravity Drain Line
HLLCP	High Liquid Level Conductivity Probe
HPFP	High Point Flush Pit
I	Interior
IAL	Inter-Area Line
ISI	In-Service Inspection
JB	Junction Box
LDB	Leak Detection Box
LPPP	Low Point Pump Pit
LPS	Leak Probe Sleeve
MLDB	Modified Leak Detection Box
OD	Outside Diameter
PP	Pump Pit
psig	pounds per square inch gauge
PT	Pump Tank
RCP	Reinforced Concrete Pipe
SRS	Savannah River Site
STE	Shift Technical Engineer
SWS	Storm Water Sewer
TTJ	Telescopic Transfer Jet
TTP	Telescopic Transfer Pump
UT	Ultrasonic Nondestructive Examination
VB	Valve Box
WAP	Wide-Angle Photography
WLE	Waste Line Encasement
WSRC	Washington Savannah River Company
WT	Waste Transfer Line

This page intentionally left blank.

Introduction

Aqueous radioactive wastes from Savannah River Site (SRS) separations and vitrification processes are contained in large underground carbon steel tanks. Inspections made during 2008 to evaluate these vessels and other waste handling facilities along with evaluations based on data from previous inspections are the subject of this report.

This page intentionally left blank.

Summary

The 2008 inspection program revealed that the structural integrity and waste confinement capability of the Savannah River Site waste tanks were maintained. All inspections required by WSRC-TR-2002-00061, rev. 2 were completed. There were no UT inspections required in 2008.

A total of 6782 photographs were made and 1633 visual and video inspections were performed during 2008. Two new leaksites were identified in 2008.

One leaksite at Tank 5 was documented during waste removal activities. This leaksite is 70 inches above the tank bottom located adjacent to a vertical weld.

Another leaksite was documented at Tank 12 during waste removal activities. The location of the leaksite is unknown. Evaluation of this leaksite is detailed in LWO-LWE-2008-00333. Waste also leaked from previously identified leaksites and dried on the tank wall and annulus floor.

This page intentionally left blank

Inspection Program

Background

Alkaline aqueous radioactive wastes produced at the Savannah River Site are received and managed in large underground tanks. The waste came primarily from dissolving nuclear targets and nuclear fuel reprocessing operations in the separations areas (F and H) and contains most of the radioactive fission products from SRS operations. In addition, H tank farm receives recycle waste from the DWPF vitrification process. Some of this waste has been transferred to F Area waste tanks from H tank farm. The waste stored in the tanks is present in three phases: sludge, supernate, and salt formed by supernate evaporation and cooling. The supernate and salt phases consist primarily of NaNO₃, NaOH and NaNO₂. The fission product content is 1 to 20 curies per gallon (mostly Cs-137/Ba137m) for the supernate and up to 5 curies per gallon for the salt. The sludge consists primarily of MnO₂, Al(OH)₃ and Fe(OH)₃ with a fission product content up to 820 curies per gallon (mostly Sr-90/Y-90).

Waste tank leak detection capabilities are essential to meet the primary objective of the SRS radioactive waste management program to manage the waste in such a manner as to minimize the radiation exposure and associated risk to man and his environment over the lifetime of the radionuclides.

The waste tanks are designated compliant or noncompliant based on type of containment, type of leak detection and/or leakage. Noncompliant tanks do not meet current standards for secondary containment and/or leak detection or have leaked. Tanks 1 through 24 are noncompliant. All other waste tanks are compliant.

The detection of leaked waste is based on

two principles: disappearance of material from its primary location and appearance of material in a secondary location. At SRS, primary reliance is on the latter because the quantity of the waste detectable in an improper location is much less than that detectable by inventory change in a large tank. Capacity of SRS tanks is 0.75 to 1.3 million gallons. Although rigorous tank inventory surveillance is practiced, primary leak detection methods rely on automatic surveillance of those areas into which the leaked waste is most likely to migrate.

The annulus of each double-wall tank is equipped with at least two single-point conductivity probes for leak detection. These probes are located at the bottom of the annulus and on opposite sides of the tank where possible. The single-wall tanks are built on slabs with a network of leak collection channels that drain to a common sump. Sump levels are continuously monitored with alarm capability in control rooms. Besides the automatic surveillance, routine direct visual surveys are made in the annular spaces, and nonroutine direct visual surveys are made in primary tanks through opened access risers and/or inspection ports in the roof.

In 1961-62, following leakage of waste into the annuli of Tanks 9, 10, 14, and 16, the first remote imaging inspections were made of some tanks using a periscope. Random inspections continued through 1970. A program was initiated in November 1971 to periodically inspect all waste tanks, using remote visual imagery techniques to monitor for corrosion and other degradation, waste leakage, anomalies of any type, and to investigate process or equipment concerns.

Steel thickness measurements have been made periodically of waste tanks using ultrasonic techniques to monitor for general corrosion. An analog-type instrument was used in 1967 and 1969 to measure the

Inspection Program

thickness of the primary wall of selected double-wall tanks. In 1972, a more precise instrument was put in service. About 24,000 measurements made over a period of 14 years (1972 through 1985) indicated that no general thinning trends of SRS tanks had occurred. Steel thickness measurements were resumed in 1994 using an updated ultrasonic testing (UT) system. The system was updated again in 2002 using improved technology to detect thinning, pitting and cracks.

To date, the only visually observed service-induced corrosion was in Tank 23, a tank with a unique service history. The upper wall interior surfaces show general corrosion with mild pitting. The pitting is broad but shallow. Evaluation of this condition is documented in DPSP-85-11-4. This tank was used to receive contaminated water from 244-H, the Receiving Basin for Off-Site Fuels, and 245-H, the Resin Regeneration Facility. No increase in the pitting or general corrosion has been observed.

Inspections of waste tanks are complicated by factors such as radiation and radioactive contamination, remote operation as far as 40 feet below grade, and insertion of equipment through small (generally 5 to 8-inch-diameter) access openings. Inspection techniques to circumvent these difficulties have been developed, and they yield quality visual images (photographic) and/or volumetric measurements (UT). The techniques include photographic systems, closed circuit television systems, and ultrasonic systems to measure steel thickness, cracking and pitting.

Waste tank inspection has been important in leak detection. The leaksites in ten of thirteen tanks with documented leaksites have been discovered by direct visual inspection or by one of the remote inspection techniques. Since the inspection program was initiated in 1971, eight tanks were found to have leaksites that were not recognized before the program was implemented. With one exception, Tank 6 in 2001, the annulus conductivity probes in the double-wall tanks were not activated by these leaks because of the small amount of leakage. The leaked waste evaporated to dryness, sealing the leaksites before any leaked waste reached a leak detection probe. However, remote inspections detected the dry deposits of salt in the annuli and/or on the walls of these tanks.

The waste tank Visual Inspection Program and the ISI (UT) programs are ongoing programs. This report gives results of 2008 visual inspections and “limited” UT data and summarizes significant findings of previous UT and visual inspections for each waste tank.

Tank Description

SRS has subsurface storage tanks of four different designs. All of the tanks are constructed of carbon steel and reinforced concrete. They serve as containment vessels for storage and processing of radioactive wastes. Appendix A lists tank location, design type, project number, and construction period. A brief description of the different tank designs is given in the following paragraphs.

Type I Tanks

The 12 original storage tanks constructed between 1951 and 1953 are designated Type I tanks. Tanks 1 through 8 are in F Area and Tanks 9 through 12 are in H Area. Each primary tank has a capacity of 750,000 gallons. Figure 1 shows the general features of Type I tanks, including the primary tank, the secondary pan, and the concrete support structure. Type I tanks are designated as being noncompliant.

A 9-foot layer of earth was placed over the tanks for radiation shielding. Cooling for each Type I tank is provided by 36 parallel (water pipe) cooling coils.

A dehumidification duct in the annulus of each tank is routed from the tank top to the bottom of the annulus where it encircles all but 8 feet of the tank. The duct has distribution outlets and its cross-sectional area decreases as the distance from the air supply increases. Access to the tank interior is

provided at eight locations, and to the annular space at four locations, through riser pipes. Each of the 12 riser pipes is capped at the top with a concrete plug. Each plug is provided with two 5-inch-diameter ports equipped with removable plugs unless equipment has been installed to support waste removal or tank closure activities. The center plug port may provide access through three 4 to 8 inch diameter ports. Some of these ports provide access for inspections.

All welds in the pan and primary tank were radiographically inspected, defects were corrected, and the welds were rechecked radiographically. The welds in the flat bottoms of both the pan and the tank were vacuum-tested for leaks. Additionally, both vessels were hydrostatically tested. The water was maintained at full height in the tank for 24 hours before inspection for leaks was made. Cooling water piping was hydrostatically tested at 300 psig and then leak-tested with 100 psig air pressure in the piping.

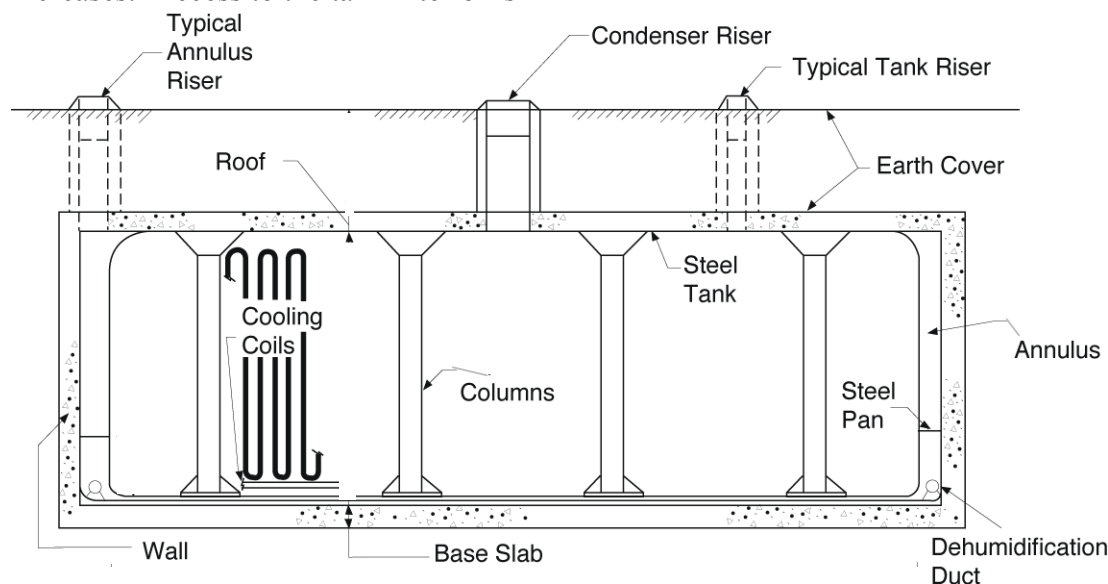


Figure 1. Cooled Waste Storage Tank, Type I (Original 750,000 Gallons).

Inspection Program

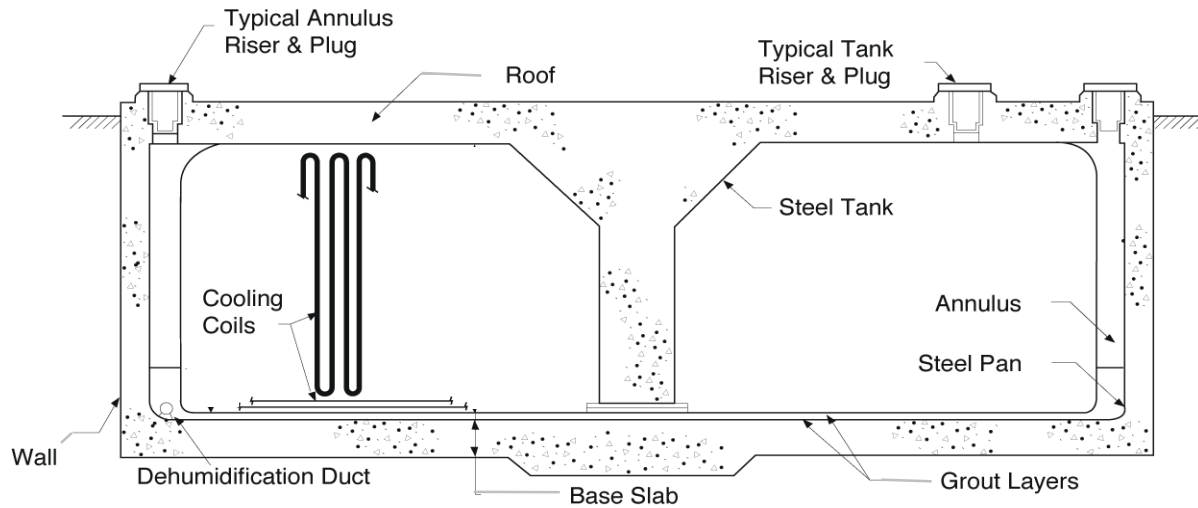


Figure 2. Cooled Waste Storage Tank, Type II (Original 1,030,000 Gallons).

Type II Tanks

Tanks 13 through 16, constructed in H Area in 1955 and 1956, are designated Type II tanks. Figure 2 is a cross section of this type of tank. Each primary tank has a capacity of 1,030,000 gallons. Type II tanks are designated as being non-compliant.

The primary container for Type II tanks consists of two concentric steel cylinders assembled with a flat bottom and a flat top into a form somewhat like a doughnut. The top and bottom are joined to the outer cylinder by rings of curved knuckle plates. The inner cylinder is flared at the top to accommodate the roof support column. This cylinder is joined to the flat steel top with a continuous butt weld and to a base fastened to the bottom with a continuous T-weld.

The primary tank is set on a 1-inch sand bed within a circular pan of 1/2-inch thick steel plate, 5 feet deep and 5 feet larger in diameter than the primary tank, thus forming an annular space 2 1/2 feet wide. The tank and pan assembly are surrounded by a cylindrical reinforced concrete enclosure and a flat concrete roof. The tank and pan assembly and the surrounding wall are set on

a foundation slab that is 42 inches thick. The roof is supported by both the wall and a central concrete column that fits within the inner cylinder of the vessel. The concrete roof provides radiation shielding; therefore, no earth overburden is required.

Cooling for each Type II tank is provided by 44 parallel (water pipe) cooling coils. Access to the tank interior is provided at eight locations, and to the annular space at four locations, through riser pipes. Each of the 12 riser pipes is capped at the top with a concrete plug. Each plug is provided with two 5-inch-diameter ports equipped with removable plugs. The ports provide access for inspection. In addition to the four annulus risers, other access openings (10 to 14 additional openings per tank) have been drilled into the annulus of each of these tanks to permit inspection of seventy-three to ninety-six percent of the exterior walls of the primary vessels.

A dehumidification duct in the annulus of each tank is routed from the tank top to the bottom of the annulus where it encircles all but 14 feet of the tank. The duct has distribution outlets, and its cross-sectional area decreases as the distance from the air

supply increases.

All welds in the primary tanks were radiographically inspected, defects were corrected, and the welds were rechecked radiographically. However, the annulus pans were not inspected radiographically. The welds in the flat bottoms of these pans and the primary tanks were vacuum-tested for leaks, and the primary and secondary vessels were hydrostatically tested. Cooling water piping was hydrostatically tested at 300 psig and then leak-tested, with 100 psig air pressure in the piping.

Type IV Tanks

Tanks 17 through 24 are single-wall-uncooled tanks. These tanks were designed for storage of waste that does not require auxiliary cooling. Tanks 17 through 20 were constructed in F Area in 1956 and Tanks 21 through 24 were constructed in H Area in 1960. Each tank has a capacity of 1,300,000 gallons. Figure 3 shows the general features of Type IV tanks. Type IV tanks are

designated as being non-compliant. Each Type IV tank is basically a steel-lined, prestressed-concrete tank in the form of a vertical cylinder with a domed roof. Carbon steel plates were used to form the cylindrical sides and flat bottom portion of the steel liners. Concrete was built up around the steel vessel by the "shotcrete" technique.

Access to the interior of the tank is provided at six locations through riser pipes. Each riser pipe is capped at the top with a concrete plug. Some of these risers provide access for inspection.

All welds in the steel liners were radiographically inspected. All of the welded tank-bottom seams and the upper seams of the knuckle rings were vacuum leak-tested. Prior to the back-filling operation, each tank was hydrostatically tested by filling with water to the normal fill line. The tank was allowed to remain filled until it was to be placed in use for waste storage.

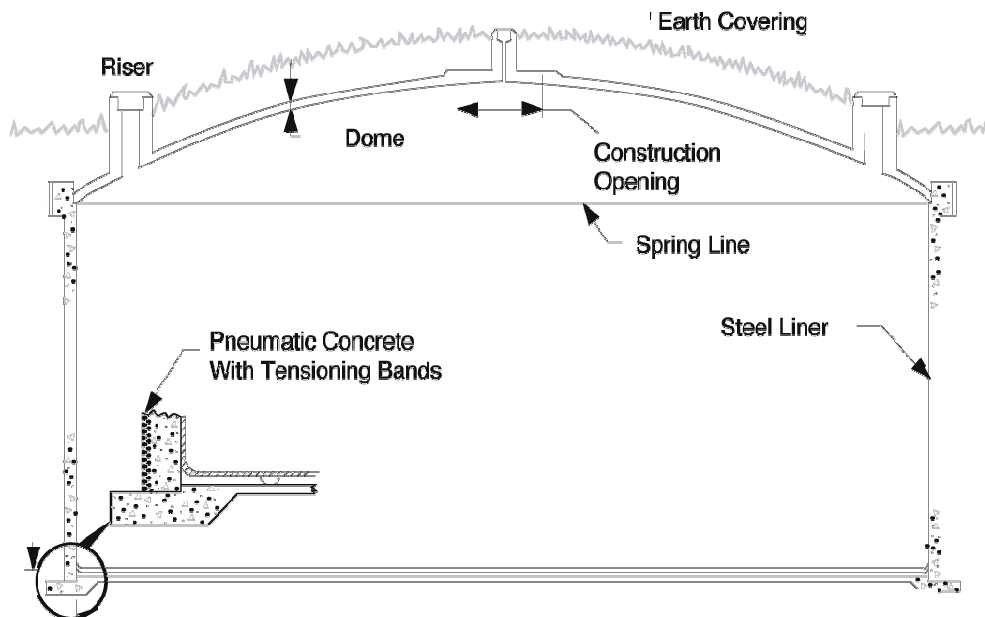


Figure 3. Uncooled Waste Storage Tank, Type IV (Prestressed Concrete Walls, 1,300,000 Gallons).

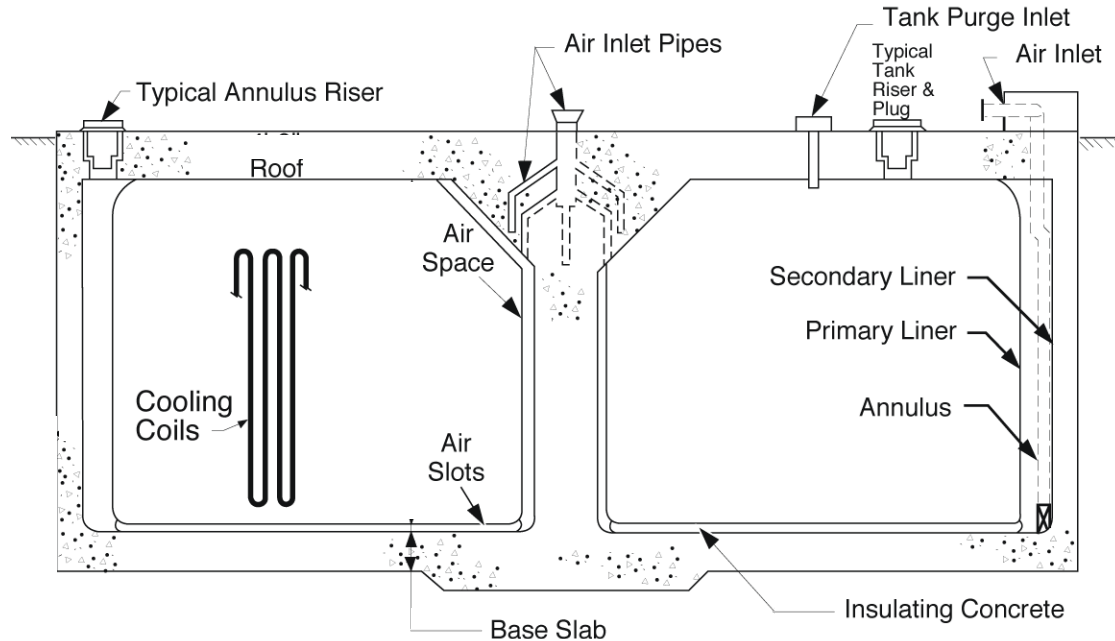


Figure 4. Cooled Waste Storage Tank, Type III (Stress Relieved Primary Liner, 1,300,000 Gallons).

Type III Tanks

The most recently constructed tanks are designated as Type III tanks (Figure 4). Twenty-seven tanks were built between 1966 and 1981. Figure 4 shows the general features of the Type III tanks. Type III tanks are designated as compliant.

The Type III tank design was developed after an investigation into the causes of the leaks from the primary vessel of the Type I and Type II tanks. The study concluded that the leak-producing mechanism was nitrate-induced, stress-corrosion cracking at sites in or near the weld seams, and that stress relieving after fabrication should eliminate the cracking. For the Type III tanks, means were provided for heating each finished tank to relieve the stresses generated during fabrication. In addition, some stress patterns were avoided, or minimized, by mounting the roof supporting column on the foundation pad rather than on the bottom of

the primary tank (as in Types I and II), and by providing an annular clearance around the roof supporting column. Each primary tank holds 1,300,000 gallons.

Type III tanks are similar to the doughnut-like design of Type II tanks. Each primary vessel is made of two concentric cylinders joined to washer-shaped top and bottom plates by curved knuckle plates.

The primary tank is set on a 6-inch bed of insulating concrete within the secondary containment vessel. The concrete bed is grooved radially so that ventilating air can flow from the inner to the outer annulus. If any waste were to leak from the tank bottom or center annulus wall, liquid would move through the grooves, facilitating detection in the outer annulus.

The secondary vessel is 5 feet larger in diameter than the tank, thus providing an

outer annulus 2 1/2 feet wide. Its sidewalls rise to the full height of the primary tank. The nested two-vessel assembly is surrounded by a cylindrical reinforced concrete wall. The enclosure has a 48-inch-thick flat reinforced concrete roof that is supported by the concrete wall and a central column that fits within the inner cylinder of the vessel.

Cooling for the Type III tanks is provided by either deployable (water pipe) cooling coil bundles installed through risers in the tank top, or 23 parallel (water pipe) cooling coils distributed throughout the tank.

A dehumidification duct in the annulus of each tank is routed from the tank top to the bottom of the annulus where it encircles the tank. The duct has distribution outlets and its cross-sectional area decreases as distance from the air supply increases. In these tanks, additional airflow is directed through the inner annulus, passing beneath the primary tank through radial grooves in the concrete base slab, and is exhausted into the outer annulus.

Tanks 29 through 34 were placed in service prior to 1976. These tanks were constructed with annulus riser pipes at four locations providing inspection access through 5-inch-diameter ports. All other Type III tanks were placed in service after 1976 and have annulus riser pipes at 18 locations that are 8-inches in diameter. These ports are equidistant around the tank and provide for inspection of all of the exterior wall of the primary vessel. In 1982, fourteen to sixteen additional 8-inch diameter ports per tank were drilled in the tops of Tanks 29 through 34 to provide adequate access ports for inspection of all of the exterior wall of their primary vessels. All Type III tanks have interior riser pipes at various locations that provide inspection access through ports with diameters ranging from 4 to 8 inches. All inspection access ports are equipped with removable plugs.

All butt welds on the primary tanks were radiographically inspected, except welds on the horizontal roof surface. On the secondary vessels of Tanks 29 through 34, all butt welds joining bottom plates, knuckle plates, and the lowest courses of center-column and outer-wall plates, were radiographically inspected. On all other Type III tanks, all plate welds in the secondary tanks were radiographically inspected. All defects were corrected and the welds were rechecked radiographically.

The Quality Assurance Program included inspection of all radiographs by two independent groups of certified weld inspectors, and all radiographs were permanently stored for future reference. All spots on the inside or outside of the primary tanks and the inside of the secondary tanks, where clips or lugs were removed and where other excisions were made, were examined by magnetic particle or liquid penetrant techniques, and any defects were repaired.

All butt welds on the secondary tanks were vacuum leak-tested. All welds in the bottom assemblies of the primary tanks, including knuckle rings and lowest course welds, were vacuum leak-tested before each bottom assembly was lowered into final position, and then tested a second time after the stress-relieving operation. A full hydrostatic test, the filling of each primary tank to a depth of 32 feet and allowing it to stand 48 hours, was conducted after stress relieving. No leaks were found by the hydrostatic tests. All circumferential welds in the pipe loops of the deployable cooling coil bundles below the 1/2-inch-thick plate at the base of the riser plug were radiographed. The assembled cooler piping was tested hydrostatically to 500 psig and halide leak-tested at 300 psig. Welds in the distributed cooling coils were radiographed and similarly leak-tested.

Inspection Program

The primary tank was Post Weld Heat Treated (PWHT) in place after all high temperature work (other than roof attachments) had been completed. PWHT was accomplished in accordance with the general requirements of the ASME Boiler and Pressure Vessel code.

Inspection Methods

Techniques have been developed for remote examination and evaluation of the waste tanks and waste tank ancillaries. For visual imaging, direct photography systems developed at SRS were the primary method used. Closed circuit television systems were also used where direct photography was not possible or where these systems provided a more comprehensive examination. Only the direct photography systems will be described since the video systems are similar to systems used widely in industry.

In 2007 a conversion was made from film to digital photography. This change was made due to the significant improvements and

advantages of digital photography.

Wide-angle direct photography was used for general inspections of double-wall tank annuli and the primary vessels of both double-wall tanks and single-wall tanks. This technique surveys a large area of the tank and annulus floor in a single photograph. The camera used for wide-angle photography was a Nikon D50 camera body, with a Voigtlander aspherical 12mm, f5.6 aperture lens. This lens is distortion free with a field of view of approximately 120 degrees. A bank of four electronic flash units was synchronized with this camera to provide illumination.

Another direct photography technique was used for detailed inspections. This technique provides detailed views of the tank in a series of photographs. The camera used was either a Nikon D50 or D80 camera body, with a Voigtlander aspherical 12mm, f5.6 aperture lens, the same as used for the wide-angle direct photography. Illumination is provided by a single electronic flash unit.

Program Implementation

Visual Imagery

The 2008 inspection program used two visual imagery techniques: photography and closed circuit television. The primary inspection methods were direct photography techniques; e.g., making a series of photographs providing detailed views of the tank and wide-angle photography for obtaining overviews of large areas. Closed circuit television systems were generally used to further investigate conditions found during scheduled inspections and to document conditions and troubleshoot process problems in tanks and ancillaries.

The inspection program objective to continuously evaluate the waste tanks was satisfied in 2008 by photographic and videotape documentation. Inspections were made through all accessible annulus risers of the double-wall tanks and at least one inspection was made in the interior of each single-wall tank.

For Tanks 1 through 12, inspections are limited to no more than 25% of the exterior of the primary vessel wall and the annular space due to limited annulus access. These tanks are continuously monitored for leakage by instrumentation installed in their annuli.

Additionally, for those tanks that have known leaksites in the primary vessel and are not in waste removal, the supernate phase has been removed, minimized, or the level lowered below the level of known leaksites. Inspections revealing no changes on these tanks are denoted as “Remote visual tank wall inspection revealed no changes since last evaluated.”

2008 Inspection Results

The 2008 inspection program was successfully completed. The annuli of all double-wall tanks were inspected via all accessible risers and the interiors of single-wall tanks remaining in service were inspected. Other inspections of waste tanks and ancillaries were performed as required by operating conditions and equipment performance requirements.

During waste removal activities at Tank 5, a new leaksite 70 inches above the tank bottom was discovered and several previously identified leaksites were reactivated.

During waste removal activities at Tank 12, wet areas and deposits were observed on the annulus floor from a leaksite at unknown location. These deposits were observed between the North and East risers. No leaksites have been previously identified in this area. Evaluation of the observations is detailed in LWO-LWE-2008-00333. Also, some previously identified leaksites were reactivated.

Rainwater continued to leak into the annulus of some tanks. Inleakage was evidenced primarily by surface stains, and occasionally by calciferous deposits, changed configuration of salt deposits in the annulus, and mild surface corrosion.

Except as noted above, the conditions of the tanks remained essentially unchanged from the conditions reported in 2007. Details and results for inspections of the tanks and ancillaries performed in 2008 are listed in Appendix B.

Summary of Inspection Results

The following is a brief description of tank conditions as revealed by inspections and examinations made through 2008. [NOTE: When a tank is “removed from active service”, no waste transfers into or out of that tank are allowed.]

The status of non-compliant tanks are reported in LWO-CES-2009-00001, “CY2008 Annual Report Status of F/H Area Radioactive Waste Tanks Being Removed from Service”.

Tank 1

Tank 1 was placed in service in 1954. A small amount of dry waste was observed on the annulus floor in 1969. Subsequent inspections have revealed no additional leakage. Inspection of the exterior wall of the primary vessel is limited to 25% using existing inspection techniques through the four risers that provide access to the annulus. Visual examinations of the observable portion of the tank wall have not revealed the location of the leak(s). Inspection photographs of the steel surface of the tank and the annulus have shown no significant surface corrosion or other anomalies. Ultrasonic measurements made in 1978, 1979, 1981, 1983, and 1985 showed that no detectable thinning of the tank wall had occurred.

Tank 2

Tank 2 was placed in service in 1955. Visual examinations of the observable portion (25%) of the exterior of the primary vessel wall and the annulus have shown no leakage, significant surface corrosion or other anomalies. Ultrasonic measurements made in 1967, 1972, 1973, 1977, 1981, and 1985 showed no detectable thinning of the tank wall.

Tank 3

Tank 3 was placed in service in 1956. Visual examinations of the observable portion (25%) of the exterior of the primary vessel wall and the annulus have shown no leakage, significant surface corrosion or other anomalies. Ultrasonic measurements made in 1973, 1977, 1981, and 1985 showed no detectable thinning of the tank wall.

Tank 4

Tank 4 was placed in service in 1961. Visual examinations of the observable portion (25%) of the exterior of the primary vessel wall and the annulus have shown no leakage, significant surface corrosion or other anomalies. Ultrasonic measurements made in 1973, 1977, 1981, and 1985 showed no detectable thinning of the tank wall.

Tank 5

Tank 5 was placed in service in 1959. Tank 5 was removed from active service in November 1990. Visual examinations of the observable portions (25%) of the exterior of the primary vessel wall and the annulus through calendar year 2000 had shown no leakage, significant surface corrosion, or other anomalies. The tank was returned to active service in 2000 to support tank closure activities. Several months after liquid was added to the tank in 2001, a magnetically mounted wall crawler with a video camera attached was deployed which enabled an additional 50% of the primary vessel wall to be inspected. These inspections revealed 15 leaksites. Less than 5 gallons of waste had reached the annulus floor. Waste was removed from the tank to a level below the lowest known leaksite. During waste removal activities initiated in 2005, three new leaksites were discovered. One new leaksite was documented in 2008 at 70 inches above the tank bottom. All leaksites were adjacent to welds and

attributed to stress corrosion cracking. Ultrasonic measurements made in 1973, 1977, 1981, and 1985 showed no detectable thinning of the tank wall.

Tank 6

Tank 6 was placed in service in 1964. Tank 6 was removed from active service in October 1990. Visual examinations of the observable portions (25%) of the exterior of the primary vessel wall and the annulus through calendar year 2000 had shown no leakage, significant surface corrosion, or other anomalies. The tank was returned to active service in 2000 to support tank closure activities. The first indication of leakage from the tank was in January 2001 when an annulus conductivity probe alarm was received. Liquid was observed on the annulus floor; however, no leaksites could be located from the four risers used to inspect the tank. In February 2001, a magnetically mounted wall crawler with a video camera attached enabled an additional 48% of the primary vessel wall to be examined. These inspections revealed 6 leaksites. Approximately 92 gallons of waste reached the annulus floor. Waste was removed from the tank to a level below the lowest known leaksite. All leaksites were adjacent to welds and attributed to stress corrosion cracking. Ultrasonic measurements made in 1974, 1977, 1978, 1979, 1981, and 1985 showed no detectable thinning of the tank wall.

Tank 7

Tank 7 was placed in service in 1954. Tank 7 was removed from active service in November 1989. Visual examinations of the observable portion (19%) of the exterior of the primary vessel wall and the annulus have shown no leakage, significant surface corrosion or other anomalies. Ultrasonic

measurements made in 1974, 1979, 1981, 1983, and 1985 showed no detectable thinning of the tank wall. Tank 7 was returned to active service in 2002 to support waste removal activities.

Tank 8

Tank 8 was placed in service in 1956. Tank 8 was removed from active service in September 1992. Tank 8 was returned to active service in 2001 to support waste removal activities. Visual examinations of the observable portion (25%) of the exterior of the primary vessel wall and the annulus have shown no leakage, significant surface corrosion or other anomalies. A magnetically mounted wall crawler with a video camera attached enabled inspection of an additional 34% of the primary vessel wall and annulus. No leakage, significant surface corrosion, or other anomalies were observed. Ultrasonic measurements made in 1973, 1977, 1981, and 1985 showed no detectable thinning of the tank wall.

Tank 9

Tank 9 was placed in service in 1955. Liquid waste was observed in the annulus pan in 1957. Currently, the annulus pan contains 8 to 10 inches of salt deposits. Visual examinations of the observable portion (13%) of the exterior of the primary vessel wall have shown three leaksites high on the tank wall; 269, 271, and 276 inches above the tank bottom. None of these leaksites are the source of the leaked waste in the annulus pan. The waste leaked at these sites was only enough to form localized salt nodules. The leak(s) that are the source of the waste in the annulus pan have not been observed. Inspections have shown no significant surface corrosion, and the ultrasonic measurements made in 1979 and 1983 showed no detectable thinning of the tank wall.

Program Implementation

Tank 10

Tank 10 was placed in service in 1955. The first indication that Tank 10 had leaked was in 1959 when dry waste was discovered in the annulus pan during a visual inspection. Currently, the annulus pan contains about 2 - 3 inches of salt deposits. Visual examinations of the observable portion (19%) of the exterior of the primary vessel wall have not shown the source of the leaked waste or any other leaksite(s). Inspections have shown no significant surface corrosion, and the ultrasonic measurements made in 1979 and 1983 showed no detectable thinning of the tank wall.

Tank 11

Tank 11 was placed in service in 1955. Tank 11 was removed from active service in July 1989. Inspections performed in 1974 revealed two leaksites. The leaksites are 189 and 235 inches above the tank bottom. Visual examinations of the observable portions (25%) of the exterior of the primary vessel wall have shown no significant surface corrosion, and ultrasonic measurements made in 1973, 1977, 1981, and 1985 showed no detectable thinning of the tank wall. The tank was returned to service in 2004 for waste removal activities.

Tank 12

Tank 12 was placed in service in 1956. Tank 12 was removed from active service in July 1990. Inspections in 1974 and 1984 revealed two leaksites. The leaksites are 93 and 105 inches above the tank bottom. Inspections in 2004 revealed a new leaksite at 95 inches above the tank bottom. Water additions were made in 2005 to re-wet the dry sludge in preparation of waste removal. Inspections in 2005 revealed two new leaksites at 70 and 129 inches above the tank bottom. A small amount of seepage was

observed on the tank wall beneath the leaksite located at 70 inches above the tank bottom in 2007. Deposits observed on the annulus floor in 2008 indicated that a new leaksite was present. These deposits are located in an area where no leaksites have been identified. The deposits were observed between the North and East risers. The exact location of the leaksite is unknown. Visual examinations of the observable portions (25%) of the exterior of the primary vessel wall have shown no significant surface corrosion, and ultrasonic measurements made in 1972, 1973, 1977, 1981, 1983, and 1985 showed no detectable thinning of the tank wall. The tank was returned to service in 2004 for waste removal activities.

Tank 13

Tank 13 was placed in service in 1956. Ninety percent of the exterior of the primary vessel wall is observable via the 13 risers that provide access to the annulus. Inspections in 1977 revealed a leaksite 279 inches above the tank bottom. In 1980, another leaksite was discovered 269 inches above the tank bottom. Visual examinations have shown no significant surface corrosion, and ultrasonic measurements made in 1974, 1979, 1985 and 2000 showed no detectable thinning of the tank wall.

Tank 14

Tank 14 was placed in service in 1957. The first indication that Tank 14 had leaked was in 1959 when dry leaked waste was observed in the annulus pan. Currently, the annulus pan contains 12 to 13 inches of salt deposits. Eighty-nine percent of the exterior of the primary vessel wall is observable via the 18 risers that provide access to the annulus. Inspections have documented 33 leaksites, and it is estimated that there are about 50 leaksites in this tank. All of the documented leaksites are near the bottom circumferential weld

that is 2.5 feet above the tank bottom, except for one leaksite that was observed approximately 288 inches above the tank bottom. Visual examinations have shown no significant surface corrosion, and ultrasonic measurements made in 1979 and 1983 showed no detectable thinning of the tank wall.

Tank 15

Tank 15 was placed in service in 1960. Inspections in 1972 below one of the four risers providing access to the annulus documented two leaksites near the bottom circumferential weld about 2.5 feet above the tank bottom. Twelve additional risers were installed, increasing the observable portion of the primary vessel wall from 25% to 96%. Inspections in 1973, via the additional risers, revealed eleven other leaksites. Later inspections revealed five other sites where cracks penetrated the steel wall, one was observed in 1994, two were observed in 1997 and two were observed in 2000. Inspections in 2005 revealed an additional leaksite near the bottom circumferential weld. Ultrasonic measurements made in 1972, 1977, 1980, 1984, 2002 and 2007 showed no reportable thinning of the tank wall. UT Inspections in 2002 revealed a leaksite at 129 inches on the middle circumferential weld. A total of 20 leaksites have been documented. Visual examinations have shown mild corrosion of the steel surfaces in the tank annulus. Using new equipment capable of detecting cracks and pitting, four partial through-wall crack indications and one complete through-wall crack were documented during UT mapping in 2002 that were previously unknown. In 2007 UT examinations revealed no reportable thinning or pitting areas on the tank wall. Details of this inspection are documented in WSRC-TR-2007-00064. The ten cracks reported in 2002 were reexamined for crack growth. These examinations

revealed that four cracks had grown. Evaluation of the cracks is documented in WSRC-TR-2002-00590, Rev. 1 (U).

Tank 16

Tank 16 was placed in service in 1959. Tank 16 was removed from active service in February 1979. Liquid waste was detected in the annulus pan in 1959. Seventy-three percent of the exterior wall of the primary vessel is observable via the sixteen risers that provide access to the annulus. Inspections in 1961 and 1962, through 13 risers, revealed about 175 leaksites in the tank wall. In October 1961 and March 1962, two 5 3/4-inch-diameter samples were cut from the top horizontal circumferential weld of the tank wall about 40 feet apart. Metallurgical examination indicated the cause of the cracks was nitrate-induced stress corrosion. Extensive inspection performed since 1972 indicated that the primary vessel wall has 300 to 350 leaksites. In 1978, 70% of the leaked waste in the annulus pan was removed, leaving an insoluble heel containing approximately 30,000 curies Cs-137. Waste removal from the interior of the primary vessel was completed in 1980, and the tank status changed to “out of service”. In 2007 a magnetic video wall crawler was used to document conditions and quantify the amount of waste remaining in the annulus. The inspection covered 100% of the annulus floor. Details of this inspection are documented in LWO-LWE-2007-00085. Visual examinations have shown no significant surface corrosion. No ultrasonic steel thickness measurements of the tank were made because of the number of leaksites and the presence of salt nodules on the primary vessel exterior. Annual photographic inspections were eliminated in 2007. No significant changes have been observed in the waste in the annulus and the primary tank is empty. Inspections will be

Program Implementation

performed on an “as needed” basis and periodically during annulus waste removal activities.

Tank 17

Tank 17 was placed in service in 1961. Visual examinations of the steel liner revealed no evidence of failure, significant surface corrosion or other anomalies. Tank 17 was removed from service and closed December 15, 1997. Inspections have been discontinued.

Tank 18

Tank 18 was placed in service in 1959. Visual examinations of the steel liner have shown no evidence of failure, significant surface corrosion or other anomalies. Ultrasonic measurements made in 1977, 1980, and 1983 showed no detectable thinning of the liner bottom. Activities to remove all waste from the tank began in 2001. As of December 2008, Tank 18 had a total volume of 6700 gallons remaining and is awaiting final closure. The tank was removed from service in 2003.

Tank 19

Tank 19 was placed in service in 1961 and emptied in 1981. Visual examinations of the steel liner have revealed two failures; i.e. sites where inleakage had occurred. The failures are in the wall of the steel liner at heights of 317 inches and 330 inches. Inspection records photographically document that these leaksites existed before 1994. However, inspections made from the interior of this single-wall (visual inspection of the exterior is not possible) had to track changes in artifacts at the sites by periodic observation to judge that inleakage had occurred. Ultrasonic measurements made in 1982 and 1985 showed no detectable thinning of the liner bottom. Activities to remove all waste from the tank began in

2000. As of December 2008, Tank 19 had a total volume of 16,800 gallons remaining and is awaiting final closure. The tank was removed from service in 2003.

Tank 20

Tank 20 was placed in service in 1960. Visual examinations of the steel liner revealed four failure sites. In 1983, leaksites were observed in the wall of the steel liner at heights of 22, 24.5, and 26.5 feet. In 1990, a leaksite was confirmed in the liner wall at a height of 26.25 feet. This site had been suspect since 1984. This is a single-wall tank with no annulus. The leaksites in the steel liner were detected by inspections made from the tank interior, since inspection of the exterior was not possible. Artifacts observed on the interior wall indicated water had leaked through the steel liner into the tank. Tank 20 was removed from service and closed July 31, 1997. Inspections have been discontinued.

Tank 21

Tank 21 was placed in service in 1961. Visual examinations of the steel liner have shown no evidence of failure, significant surface corrosion or other anomalies. Ultrasonic measurements made in 1973, 1977, 1980, and 1983 showed no detectable thinning of the liner bottom.

Tank 22

Tank 22 was placed in service in 1965. Visual examinations of the steel liner have shown no evidence of failure, significant surface corrosion or other anomalies. Water inleakage penetrating the concrete roof was investigated in 1994. This water intrusion was attributed to the presence of perched water on top of the dome (PEC-SMS-96-0084). Inspections performed in 2004 showed that

the water intrusion through the concrete dome at the NW riser had increased. An Inspection Plan (PDCS-SEG-2005-00032 [7]) was developed for excavation and inspection to assess the structural integrity of the concrete dome, ring girder and to determine the source of the inleakage. In 2006, excavation of the tank overburden and subsequent visual and UT inspections showed the condition of the dome and ring girder to be structurally sound. The source of the inleakage was identified as a cracked 10” concrete encasement, containing the purge ventilation condensate drain line, allowing perched water to leak through the concrete dome. The area was repaired and a waterproofing material was added. Subsequent leak checks showed no inleakage of water. The rework of this area eliminated the source of in-leakage into the tank. Details of these findings can be found in “Tank -22H Structural Integrity Inspection Report at Northwest Riser” (WSRC-TR-2006-00355).

Ultrasonic measurements made in 1974, 1977, 1980, and 1983 showed no detectable thinning of the liner bottom.

Tank 23

Tank 23 was placed in service in 1964. Visual examinations of the steel liner have revealed corrosion but no evidence of failure. Ultrasonic measurements made in 1973, 1977, 1980, and 1983 showed no detectable thinning of the liner bottom. Examinations of the steel liner have shown rust and tubercles on the surface of the upper portion. This tank served as a receiver tank for inhibited contaminated water from Buildings 244-H, the Receiving Basin for Off-Site Fuels, and 245-H, the Resin Regeneration Facility. This mode of operation exposed only the lower half of the tank to the inhibited contents and exposed the upper half of the tank to a warm humid atmosphere. In 1984, rust and tubercles

were cleaned from two small areas, exposing the steel surface. The cleaned liner surface was generally corroded with mild pitting. The pits were broad and shallow. In 1999, cracked or crushed concrete was noted in the tank dome, spanning about fifteen feet immediately above the tank wall. The structural integrity of the dome was evaluated as acceptable per (T-CLC-H-00444 and T-CLC-H-00447). The dome meets AC1318-95 code requirements and will continue to be monitored.

Tank 24

Tank 24 was placed in service in 1963. Visual examinations of the steel liner have shown no evidence of failure, significant surface corrosion or other anomalies. Ultrasonic measurements made in 1984 showed no detectable thinning of the liner.

Tank 25

Tank 25 was placed in service in 1980. Visual examinations of 100% of the exterior of the primary vessel wall and the annulus have shown no leakage, significant surface corrosion or other anomalies. UT measurements made in 1979 and 1983 showed no detectable thinning of the tank wall. UT measurements made in 2004 showed no reportable thinning, pitting or stress corrosion cracking or evidence of service induced tank wall thinning on the primary tank wall. Details of this inspection are documented in WSRC-TR-2004-00166.

Tank 26

Tank 26 was placed in service in 1980. Visual examinations of 100% of the exterior of the primary vessel wall and the annulus have shown no leakage, significant surface corrosion or other anomalies. UT measurements made in 1979 and 1983

Program Implementation

showed no detectable thinning of the primary tank wall. UT measurements made in 2003 showed no reportable thinning, pitting or stress corrosion cracking or evidence of service induced tank wall thinning on the primary tank wall. Details of this inspection are documented in WSRC-TR-2004-00166.

Tank 27

Tank 27 was placed in service in 1980. Visual examinations of 100% of the exterior of the primary vessel wall and the annulus have shown no leakage, significant surface corrosion or other anomalies. UT measurements made in 1979 and 1983 showed no detectable thinning of the tank wall. UT measurements made in 2005 showed no reportable thinning, pitting or stress corrosion cracking or evidence of service induced tank wall thinning on the primary tank wall. Details of this inspection are documented in WSRC-TR-2006-00002.

Tank 28

Tank 28 was placed in service in 1980. Visual examinations of 100% of the exterior of the primary vessel wall and the annulus have shown no leakage, significant surface corrosion or other anomalies. UT measurements made in 1979 and 1983 showed no detectable thinning of the tank wall. UT measurements made in 2005 showed no reportable thinning, pitting or stress corrosion cracking in the primary vessel wall. Several small areas of reportable thickness in secondary wall plates 1, 2 and 3 were identified. Local thinning was noted at 10% below nominal thickness in the first secondary wall plate. Details of this inspection are documented in WSRC-TR-2005-00039.

Tank 29

Tank 29 was placed in service in 1971.

Visual examinations of 100% of the exterior of the primary vessel wall and the annulus have shown no leakage, significant surface corrosion or other anomalies. UT measurements made in 1973 and 1974 showed no detectable thinning of the tank wall. UT measurements made in 2006 showed no reportable thinning, pitting, stress corrosion cracking, or evidence of service induced thinning on the primary tank wall. Reportable thickness was detected on one plate of the secondary wall. Reportable thickness was detected on the top plate of the primary tank wall but was attributed to fabrication artifacts. Incipient pitting was detected in the lower plate of the primary tank wall beneath riser P-02. Details of this inspection are documented in WSRC-TR-2006-00002.

Tank 30

Tank 30 was placed in service in 1974. Visual examinations of 100% of the exterior of the primary vessel wall and the annulus have shown no leakage, significant surface corrosion or other anomalies. UT measurements made in 1975 showed no detectable thinning of the tank wall. UT measurements made in 2003 showed no reportable thinning, pitting or stress corrosion cracking or evidence of service induced tank wall thinning on the primary tank wall. Details of this inspection are documented in WSRC-TR-2003-00370.

Tank 31

Tank 31 was placed in service in 1972. Visual examinations of 100% of the exterior of the primary vessel wall and the annulus have shown no leakage, significant surface corrosion or other anomalies. UT measurements made in 2003 showed no reportable thinning, pitting or stress corrosion cracking or evidence of service induced tank wall thinning on the primary

tank wall. Details of this inspection are documented in WSRC-TR-2003-00370.

Tank 32

Tank 32 was placed in service in 1971. Visual examinations of 100% of the exterior of the primary vessel wall and the annulus have shown no leakage, significant surface corrosion or other anomalies. UT measurements made in 2003 showed no reportable thinning, pitting or stress corrosion cracking or evidence of service induced tank wall thinning on the primary tank wall. Details of this inspection are documented in WSRC-TR-2003-00370.

Tank 33

Tank 33 was placed in service in 1969. Visual examinations of 100% of the exterior of the primary vessel wall and the annulus have shown no leakage, significant surface corrosion or other anomalies. UT measurements made in 2005 showed no reportable thinning, pitting or stress corrosion cracking or evidence of service induced tank wall thinning on the primary tank wall. Details of this inspection are documented in WSRC-TR-2006-00002.

Tank 34

Tank 34 was placed in service in 1972. Visual examinations of 100% of the exterior of the primary vessel wall and the annulus have shown no leakage, significant surface corrosion or other anomalies. UT measurements made in 2003 showed no reportable thinning, pitting or stress corrosion cracking or evidence of service induced tank wall thinning on the primary tank wall. Details of this inspection are documented in WSRC-TR-2003-00370.

Tank 35

Tank 35 was placed in service in 1977. Visual examinations of 100% of the exterior of the primary vessel wall and the annulus have shown no leakage, significant surface corrosion or other anomalies. UT measurements made in 1977, 1981, and 1985 showed no detectable thinning of the tank wall. UT measurements made in 2006 showed no reportable thinning, pitting, stress corrosion cracking, or evidence of service induced thinning on the primary tank wall. Reportable thicknesses were detected in the top plate of the primary vessel, but are attributed to fabrication artifacts. Reportable thicknesses were detected in one of four secondary wall plates as well as the annulus floor. Details of this inspection are documented in WSRC-TR-2007-00064.

Tank 36

Tank 36 was placed in service in 1977. Visual examinations of 100% of the exterior of the primary vessel wall and the annulus have shown no leakage, significant surface corrosion or other anomalies. UT measurements made in 1977, 1981, and 1985 showed no detectable thinning of the tank wall. UT measurements made in 2007 showed no reportable thinning, pitting, stress corrosion cracking, or evidence of service induced thinning on the primary or secondary tank wall. Reportable areas were observed in annulus floor. Details of this inspection are documented in WSRC-TR-2007-00064.

Tank 37

Tank 37 was placed in service in 1978. Visual examinations of 100% of the exterior of the primary vessel wall and the annulus have shown no leakage, significant surface corrosion or other anomalies. UT measurements made in 1977, 1981, and

Program Implementation

1985 showed no detectable thinning of the tank wall. UT measurements made in 2007 showed no reportable thinning, pitting, stress corrosion cracking, or evidence of service induced thinning on the primary or secondary tank wall. Reportable areas were observed in annulus floor. Details of this inspection are documented in WSRC-TR-2007-00064.

Tank 38

Tank 38 was placed in service in 1981. Visual examinations of 100% of the exterior of the primary vessel wall and the annulus have shown no leakage, significant surface corrosion or other anomalies. UT measurements made in 1980, 1981, and 1984 showed no detectable thinning of the tank wall. UT measurements made in 2007 showed no reportable thinning, pitting, stress corrosion cracking, or evidence of service induced thinning on the primary tank wall. Reportable areas were observed in one plate of the secondary wall and the annulus floor. Details of this inspection are documented in WSRC-TR-2007-00064.

Tank 39

Tank 39 was placed in service in 1982. Visual examinations of 100% of the exterior of the primary vessel wall and the annulus have shown no leakage, significant surface corrosion or other anomalies. UT measurements made in 1980, 1981, 1984, and 1985 showed no detectable thinning of the tank wall. UT measurements made in 2005 showed no reportable thinning, pitting or stress corrosion cracking or evidence of service induced tank wall thinning on the primary tank wall. Several grinding areas in the upper plate of the primary vessel wall had areas below the 10% reporting criteria. Several small areas of reportable thickness were detected in secondary wall plates 1, 2 and 4. Details of this inspection are documented in WSRC-TR-2006-00002.

Tank 40

Tank 40 was placed in service in 1986. Visual examinations of 100% of the exterior of the primary vessel wall and the annulus have shown no leakage, significant surface corrosion or other anomalies. UT measurements were made in 1980, 1981, and 1984. Thickness mapping was performed in 1996 using the P-scan System to provide reference measurements for the future. UT measurements made in 2006 showed no reportable pitting, stress corrosion cracking, or evidence of service induced thinning on the primary tank wall. Reportable thicknesses were detected in the top plate of the primary tank wall but were attributed to fabrication artifacts. Reportable thicknesses were detected in 2 of 4 secondary wall plates. Reportable thicknesses were detected on the annulus floor, but were attributed to pre-service pitting. Details of this inspection are documented in WSRC-TR-2006-00002.

Tank 41

Tank 41 was placed in service in 1982. Visual examinations of 100% of the exterior of the primary vessel wall and the annulus have shown no leakage, significant surface corrosion or other anomalies. UT measurements made in 1980, 1981, and 1984 showed no detectable thinning of the tank wall. UT measurements made in 2006 showed no reportable pitting, stress corrosion cracking, or evidence of service induced thinning on the primary tank wall. Reportable thicknesses were detected in the top knuckle and plate of the primary tank and in one plate on the secondary wall. Reportable thicknesses were detected on the annulus floor but were attributed to pre-service pitting. Details of this inspection are documented in WSRC-TR-2006-00002.

Tank 42

Tank 42 was placed in service in 1982. Visual examinations of 100% of the exterior of the primary vessel wall and the annulus have shown no leakage, significant surface corrosion or other anomalies. Ultrasonic thickness measurements were made in 1980, 1981, 1984, 1985 and 1990. Thickness mapping was performed in 1995 and 1996 using the P-scan System to provide reference measurements for the future. UT measurements made in 2004 showed no reportable thinning, pitting or stress corrosion cracking or evidence of service induced tank wall thinning on the primary tank wall. A few small areas of reportable thickness were detected on the secondary tank wall with the minimum thickness being 0.338 inches on plate one, 0.336 inches on plate two, and 0.332 inches on plate three. Details of this inspection are documented in WSRC-TR-2005-00039.

Tank 43

Tank 43 was placed in service in 1982. Visual examinations of 100% of the exterior of the primary vessel wall and the annulus have shown no leakage, significant surface corrosion or other anomalies. UT measurements made in 1980, 1981, 1984, and 1985 showed no detectable thinning of the tank wall. UT measurements made in 2006 showed no reportable thinning, pitting, stress corrosion cracking, or evidence of service induced thinning on the primary tank wall. Reportable thicknesses were detected in the top and middle plates of the primary vessel, but are attributed to fabrication artifacts. Reportable thicknesses were detected in two of four secondary wall plates as well as the annulus floor. Grinding areas were observed in all plates. Details of this inspection are documented in WSRC-TR-2006-00002.

Tank 44

Tank 44 was placed in service in 1982. Visual examinations of 100% of the exterior of the primary vessel wall and the annulus have shown no leakage, significant surface corrosion or other anomalies. UT measurements made in 1980, 1981, and 1984 showed no detectable thinning of the tank wall. UT measurements made in 2005 showed no reportable thinning, pitting or stress corrosion cracking or evidence of service induced tank wall thinning on the primary tank wall. Several small areas of reportable thickness in secondary wall plates 1, 2 and 4 were detected. Details of this inspection are documented in WSRC-TR-2005-00039.

Tank 45

Tank 45 was placed in service in 1982. Visual examinations of 100% of the exterior of the primary vessel wall and the annulus have shown no leakage, significant surface corrosion or other anomalies. UT measurements made in 1980, 1981, and 1984 showed no detectable thinning of the tank wall. UT measurements made in 2005 showed no reportable thinning, pitting or stress corrosion cracking or evidence of service induced tank wall thinning on the primary tank wall. One small area of reportable thickness was detected in the second wall plate on the secondary liner. Details of this inspection are documented in WSRC-TR-2005-00039.

Tank 46

Tank 46 was placed in service as an emergency spare tank in 1980. It was placed in waste storage service in 1994 when it began receiving concentrate from the 2F evaporator. Visual examinations of 100% of the exterior of the primary vessel wall and

Program Implementation

the annulus have shown no significant surface corrosion or other anomalies. UT measurements made in 1980, 1981, and 1984 showed no detectable thinning of the tank wall. UT measurements made in 2005 showed no reportable thinning, pitting or stress corrosion cracking or evidence of service induced tank wall thinning on the primary tank wall. One small area of reportable thickness was detected in the first wall plate on the secondary liner. Details of this inspection are documented in WSRC-TR-2005-00039.

Tank 47

Tank 47 was placed in service in 1980. Visual examinations of 100% of the exterior of the primary vessel wall and the annulus have shown no leakage, significant surface corrosion or other anomalies. UT measurements made in 1980, 1981, and 1984 showed no detectable thinning of the tank wall. UT measurements made in 2005 showed no reportable thinning, pitting or stress corrosion cracking or evidence of service induced tank wall thinning on the primary tank wall. Two small areas of reportable thickness were detected in the fourth wall plate on the secondary liner. An incipient pit was noted in the lower plate of the primary vessel wall. Details of this inspection are documented in WSRC-TR-2005-00039.

Tank 48

Tank 48 was placed in service in 1983. Visual examinations of 100% of the exterior of the primary vessel wall and the annulus have shown no leakage, significant surface corrosion or other anomalies. UT measurements were made in 1982 prior to placing the tank in service. Thickness mapping was performed in 1994, 1995, 1996, and 1997 using the P-scan System to provide reference measurements for the future. UT measurements made in 2004

showed no reportable thinning, pitting or stress corrosion cracking or evidence of service induced tank wall thinning on the primary tank wall. Details of this inspection are documented in WSRC-TR-2004-00166.

Tank 49

Tank 49 was placed in service in 1983. Visual examinations of 100% of the exterior of the primary vessel wall and the annulus have shown no leakage, significant surface corrosion or other anomalies. UT measurements were made in 1982 prior to placing the tank in service. Thickness mapping was performed in 1995 using the P-scan System to provide reference measurements for the future. UT measurements made in 2004 showed no reportable thinning, pitting or stress corrosion cracking or evidence of service induced tank wall thinning on the primary tank wall. Details of this inspection are documented in WSRC-TR-2005-00039. Two cooling coils were identified as failed in 2007 when inspections revealed the presence of chromate deposits on the primary vessel wall.

Tank 50

Tank 50 was placed in service in 1983. Visual examinations of 100% of the exterior of the primary vessel wall and the annulus have shown no leakage, significant surface corrosion or other anomalies. UT measurements were made in 1982 prior to placing the tank in service. Thickness mapping was performed in 1994 and 1995 using the P-scan System to provide reference measurements for the future. UT measurements made in 2004 showed no reportable thinning, pitting or stress corrosion cracking or evidence of service induced tank wall thinning on the primary tank wall. Details of this inspection are documented in WSRC-TR-2004-00166.

Tank 51

Tank 51 was placed in service in 1986. Visual examinations of 100% of the exterior of the primary vessel wall and the annulus have shown no leakage, significant surface corrosion or other anomalies. UT measurements were made in 1982 prior to placing the tank in service. Thickness mapping was performed in 1996 and 1997 using the P-scan System to provide reference measurements for the future. UT measurements made in 2004 showed no reportable thinning, pitting or stress corrosion cracking or evidence of service induced tank wall thinning on the primary tank wall. A few small areas of reportable thickness were detected on the secondary tank wall with the minimum thickness being 0.332 inches on plate one and 0.336 inches on plate two. Details of this inspection are documented in WSRC-TR-2005-00039. One cooling coil was identified as failed in 2007 when inspections revealed the presence of chromate deposits on the primary vessel wall.

This page intentionally left blank.

Appendix A—Waste Tanks at SRS

SRS Waste Tank Specifications

Number	Type	Project Number	Construction Period	Type of* Construction
1-8	I	8980	1951-1953	Double wall-cooled
9-12	I	8980	1951-1953	Double wall-cooled
13-16	II	8980 P. W. O	1955-1956	Double wall-cooled
17-20	IV	981030	1956	Single wall-uncooled
21-24	IV	981089	1960	Single wall-uncooled
25-28	IIIA	9S1493 (75-1-a)	1975-1978	Double wall-cooled
29-32	III	981232	1966-1970	Double wall-cooled
33-34	III	9S0974	1969-1972	Double wall-cooled
35-37	IIIA	9S1463 (74-1-a)	1974-1977	Double wall-cooled
38-43	IIIA	9S1618 (76-8-A)	1976-1980	Double wall-cooled
44-47	IIIA	9S1747	1977-1980	Double wall-cooled
48-51	IIIA	9S1828 (78-18-b)	1978-1981	Double wall-cooled

* Tanks 32 and 35 have removable, roof-supported cooling coils. Tanks 30, 33, and 34 have bottom-supported deployable cooling coils. Tanks 29 and 31 have some deployable and some close-packed cooling assemblies, all bottom supported. All other cooled tanks have permanently installed cooling coils, roof-supported in Type I and II and bottom-supported in Type III tanks.

This page intentionally left blank

<u>AREA</u>	<u>TANK OR ANCILLARY</u>	<u>ACCESS OPENING (A OR I)</u>	<u>DATE</u>	<u>INSPECTION METHOD IDENTIFICATION NUMBER</u>		<u>REMARKS</u>
F	01	East (A)	12/07/08	DP	/ P08320:01-21	Remote visual tank wall inspection revealed no changes since last evaluated on 11/7/07.
F	01	East (A)	12/07/08	DP	/ P08320:21	The magnetically mounted tank wall thermocouple was properly positioned per T-DS-G-00010.
F	01	East (A)	12/07/08	DP	/ P08321:01-21	Remote visual inspection of the secondary vessel wall revealed no areas of concern since last evaluated on 4/5/04.
F	01	North (A)	12/07/08	DP	/ P08318:01-20	Remote visual tank wall inspection revealed no changes since last evaluated on 11/7/07.
F	01	South (A)	12/07/08	DP	/ P08319:01-20	Remote visual tank wall inspection revealed no changes since last evaluated on 11/7/07.
F	01	West (A)	12/07/08	DP	/ P08322:01-23	Remote visual tank wall inspection revealed no changes since last evaluated on 11/7/07.
F	01	West (A)	12/07/08	DP	/ P08323:01-20	Remote visual inspection of the secondary vessel wall revealed no areas of concern since last evaluated on 4/5/04.
F	02	East (A)	05/25/08	DP	/ P08159:01-20	Remote visual tank wall inspection revealed no areas of concern since last evaluated on 10/28/07.
F	02	East (A)	05/25/08	DP	/ P08159:18	The magnetically mounted tank wall thermocouple was properly positioned per T-DS-G-00010.

<u>AREA</u>	<u>TANK OR ANCILLARY</u>	<u>ACCESS OPENING (A OR I)</u>	<u>DATE</u>	<u>INSPECTION METHOD IDENTIFICATION NUMBER</u>	<u>REMARKS</u>
F	02	North (A)	05/24/08	WAP / P08157:01	Remote visual tank wall inspection revealed no areas of concern since last evaluated on 1/13/07. The annulus jet was satisfactory per T-DS-G-00043. A masslinn cloth was observed on the annulus ventilation duct.
F	02	South (A)	12/01/08	DP / P08311:01-20	Remote visual tank wall inspection revealed no areas of concern since last evaluated on 10/28/07. The inleakage of water had removed stains from the tank wall.
F	02	West (A)	05/25/08	DP / P08160:01-20	Remote visual inspection of the secondary vessel wall revealed no areas of concern since last evaluated on 7/6/05.
F	02	West (A)	12/02/08	DP / P08314:01-20	Remote visual tank wall inspection revealed no areas of concern since last evaluated on 10/28/07.
F	03	East (A)	05/26/08	DP / P08163:01-21	Remote visual inspection of the secondary vessel wall revealed no areas of concern since last evaluated on 7/11/05.
F	03	East (A)	12/02/08	DP / P08315:01-15	Remote visual tank wall inspection revealed no areas of concern since last evaluated on 10/29/07.
F	03	North (A)	05/26/08	WAP / P08158:01	Remote visual tank wall inspection revealed no areas of concern since last evaluated on 1/13/07. The annulus jet was satisfactory per T-DS-G-00043.
F	03	North (A)	10/30/08	CCTV / 1892	The conductivity probe was properly positioned per J-JX-G-0001.
F	03	South (A)	10/27/08	CCTV / 1892	The conductivity probe was properly deployed per J-JX-G-0001.

<u>AREA</u>	<u>TANK OR ANCILLARY</u>	<u>ACCESS OPENING (A OR I)</u>	<u>DATE</u>	<u>INSPECTION METHOD IDENTIFICATION NUMBER</u>		<u>REMARKS</u>
F	03	South (A)	12/02/08	DP	/ P08316:01-20	Remote visual tank wall inspection revealed no areas of concern since last evaluated on 10/29/07.
F	03	West (A)	05/26/08	DP	/ P08162:01-20	Remote visual tank wall inspection revealed no areas of concern since last evaluated on 10/29/07.
F	03	West (A)	05/26/08	DP	/ P08162:18	The magnetically mounted tank wall thermocouple was properly positioned per T-DS-G-00010.
F	04	East (A)	05/27/08	DP	/ P08166:01-20	Remote visual tank wall inspection revealed no areas of concern since last evaluated on 10/30/07.
F	04	East (A)	05/27/08	DP	/ P08166:18	The magnetically mounted tank wall thermocouple was properly positioned per T-DS-G-00010.
F	04	North (A)	07/17/08	CCTV	/ 1648	Remote visual tank wall inspection revealed no areas of concern since last evaluated on 12/14/07.
F	04	North (A)	11/02/08	CCTV	/ 1827	The conductivity probe was properly deployed per J-JX-G-001.
F	04	South (A)	05/27/08	DP	/ P08169:01-20	Remote visual tank wall inspection revealed no areas of concern since last evaluated on 10/30/07. The annulus jet was satisfactory per T-DS-G-00043.
F	04	South (A)	12/06/08	CCTV	/ 1648	The conductivity probe was properly deployed per J-JX-G-00001.
F	04	West (A)	05/27/08	DP	/ P08167:01-21	Remote visual tank wall inspection revealed no areas of concern since last evaluated on 10/30/07.

<u>AREA</u>	<u>TANK OR ANCILLARY</u>	<u>ACCESS OPENING (A OR I)</u>	<u>DATE</u>	<u>INSPECTION METHOD IDENTIFICATION NUMBER</u>	<u>REMARKS</u>
F	04	West (A)	05/27/08	DP / P08168:01-21	Remote visual inspection of the secondary vessel wall revealed no areas of concern since last evaluated on 8/14/05.
F	05	East (A)	09/24/08	DP / P08317:01-25	Remote visual tank wall inspection revealed no changes since last evaluated on 8/24/07.
F	05	North (A)	01/10/08	CCTV / 1737	The conductivity probe ws properly deployed per J-JX-G-00001.
F	05	North (A)	09/20/08	DP / P08266:01-20	Remote visual inspection of the secondary vessel wall revealed no areas of concern since last evaluated on 4/6/04.
F	05	South (A)	01/10/08	CCTV / 1737	The conductivity probe was properly deployed per J-JX-G-00001.
F	05	South (A)	09/20/08	DP / P08265:01-25	Remote visual tank wall inspection revealed no changes since last evaluated on 8/25/07. A small increase in the amount of leaked waste on the tank wall and annulus floor was observed.
F	05	West (A)	03/05/08	CCTV / 1773	Inspection revealed that leaksites 10, 11, 16 and 17 had been reactivated during tank chemical cleaning. Leaksite 18 has most likely been reactivated but because it is being masked by deposits from 10 and 11 it is no longer visible. Deposits observed at 70 inches above the tank bottom suggest that a new leaksite exists adjacent to a vertical weld.
F	05	West (A)	03/06/08	CCTV / 1782	Inspection confirmed that leaksites 10, 11, 16 and 17 have been reactivated and a new leaksite (#19) exists at 70 inches above the tank botom. The leaksite is adjacent to a vertical weld and beneath two previously identified leaksites.

<u>AREA</u>	<u>TANK OR ANCILLARY</u>	<u>ACCESS OPENING (A OR I)</u>	<u>DATE</u>	<u>INSPECTION METHOD IDENTIFICATION NUMBER</u>		<u>REMARKS</u>
F	05	West (A)	09/20/08	DP	/ P08267:01-24	Remote visual tank wall inspection revealed no changes since last evaluated on 8/24/07. A small increase in the amount of leaked waste on the tank wall and annulus floor was observed.
F	05	West (A)	09/20/08	DP	/ P08268:01-24	Remote visual inspection of the secondary vessel wall revealed no areas of concern since last evaluated on 4/6/04.
F	05	West (A)	09/20/08	DP	/ P06267:18	The magnetically mounted tank wall thermocouple was properly positioned per T-DS-G-00010.
F	06	East (A)	09/23/08	DP	/ P08272:01-20	Remote visual tank wall inspection revealed no changes since last evaluated on 11/08/07. An increase in stains observed on the tank wall was due to water inleakage.
F	06	East (A)	09/23/08	DP	/ P08272:19	The magnetically mounted tank wall thermocouple was properly positioned per T-DS-G-00010.
F	06	North (A)	09/23/08	DP	/ P08269:01-21	Remote visual tank wall inspection revealed no changes since last evaluated on 11/08/07.
F	06	North (A)	12/05/08	CCTV	/ 1904	The conductivity probe was properly positioned per J-JX-G-0001.
F	06	South (A)	09/23/08	DP	/ P08273:01-20	Remote visual tank wall inspection revealed no changes since last evaluated on 11/08/07.
F	06	West (A)	09/23/08	DP	/ P08270:01-20	Remote visual tank wall inspection revealed no changes since last evaluated on 11/08/07.

<u>AREA</u>	<u>TANK OR ANCILLARY</u>	<u>ACCESS OPENING (A OR I)</u>	<u>DATE</u>	<u>INSPECTION METHOD IDENTIFICATION NUMBER</u>		<u>REMARKS</u>
F	06	West (A)	09/23/08	DP	/ P08271:01-23	Remote visual inspection of the secondary vessel wall revealed no areas of concern since last evaluated on 4/7/04.
F	07	VB-01	08/17/08	CCTV	/ 1827	Inspection verified conditions of the walls, floor, jumper, valves, and piping were satisfactory per SW11.6-SVP-45, Section 7.9.
F	07	VB-02	08/17/08	CCTV	/ 1827	Inspection verified conditions of the walls, floor, jumper, valves, and piping were satisfactory per SW11.6-SVP-45, Section 7.9.
F	07	VB-03	05/11/08	CCTV	/ 1808	Inspection verified conditions of the walls, floor, jumper, valves, and piping were satisfactory per SW11.6-SVP-45, Section 7.9. The conductivity probes were properly positioned.
F	07	VB-04	05/12/08	CCTV	/ 1808	Inspection verified conditions of the walls, floor, jumper, valves, and piping were satisfactory per SW11.6-SVP-45, Section 7.9. The conductivity probes were properly positioned.
F	07	VB-05	08/17/08	CCTV	/ 1827	Inspection verified conditions of the walls, floor, jumper, valves, and piping were satisfactory per SW11.6-SVP-45, Section 7.9.
F	07	North (A)	06/06/08	CCTV	/ 1827	The conductivity probe was properly deployed per J-JX-G-0001.
F	07	North (A)	07/17/08	DP	/ P08249:01-23	Remote visual tank wall inspection revealed no areas of concern since last evaluated on 10/30/07. Ground or rain water was observed on the annulus floor.
F	07	South (A)	06/06/08	CCTV	/ 1827	The annulus conductivity probe was properly deployed per J-JX-G-0001.

<u>AREA</u>	<u>TANK OR ANCILLARY</u>	<u>ACCESS OPENING (A OR I)</u>	<u>DATE</u>	<u>INSPECTION METHOD IDENTIFICATION NUMBER</u>		<u>REMARKS</u>
F	07	South (A)	07/16/08	WAP	/ P08274:01	Remote visual tank wall inspection revealed no areas of concern since last evaluated on 8/12/07. Ground or rain water was observed on the annulus floor.
F	07	West (A)	05/27/08	DP	/ P08171:01-24	Remote visual inspection of the secondary vessel wall revealed no areas of concern since last evaluated on 8/13/05.
F	07	West (A)	05/27/08	DP	/ P08170:01-20	Remote visual tank wall inspection revealed no areas of concern since last evaluated on 10/30/07.
F	07	West (A)	05/27/08	DP	/ P08170:13	The magnetically mounted tank wall thermocouple was properly positioned per T-DS-G-00010.
F	08	LDB-17	05/12/08	CCTV	/ 1815	Inspection of the walls, floor, valves and piping was satisfactory per SW11.6-SVP-45, Section 7.9. The conductivity probes were properly positioned.
F	08	East (A)	05/27/08	DP	/ P08172:01-20	Remote visual tank wall inspection revealed no areas of concern since last evaluated on 10/25/07.
F	08	East (A)	05/27/08	DP	/ P08172:18	The magnetically mounted tank wall thermocouple was properly positioned per T-DS-G-00010.
F	08	East (A)	05/27/08	DP	/ P08173:01-24	Remote visual inspection of the secondary vessel wall revealed no areas of concern since last evaluated on 2/20/07.
F	08	North (A)	07/16/08	WAP	/ P08275:01	Remote visual tank wall inspection revealed no areas of concern since last evaluated on 8/25/07.
F	08	North (A)	11/03/08	CCTV	/ 1815	The conductivity probe was properly deployed per J-JX-G-0001.

<u>AREA</u>	<u>TANK OR ANCILLARY</u>	<u>ACCESS OPENING (A OR I)</u>	<u>DATE</u>	<u>INSPECTION METHOD IDENTIFICATION NUMBER</u>		<u>REMARKS</u>
F	08	South (A)	07/16/08	WAP	/ P08275:04	Remote visual tank wall inspection revealed no areas of concern since last evaluated on 8/12/07.
F	08	South (A)	11/02/08	CCTV	/ 1815	The conductivity probe was properly deployed per J-JX-G-0001.
F	08	West (A)	07/16/08	WAP	/ P08275:02-03	Remote visual tank wall inspection revealed no areas of concern since last evaluated on 8/12/07.
H	09	South (A)	06/28/08	WAP	/ P08232:01	Remote visual tank wall inspection revealed no changes since last evaluated on 1/13/07. Discoloration and reconfiguration of the waste was due to the inleakage of water.
H	09	West (A)	09/05/08	DP	/ P08258:01-21	Remote visual tank wall inspection revealed no changes since last evaluated on 11/13/07.
H	09	West (A)	09/05/08	DP	/ P08258:18	The conductivity probe was properly positioned per J-JX-G-0001.
H	09	West (A)	09/05/08	DP	/ P08259:01-23	Remote visual inspection of the secondary vessel wall revealed no areas of concern since last evaluated on 3/8/06.
H	09	West (A)	09/05/08	DP	/ P08258:14	The magnetically mounted tank wall thermocouple was properly positioned per T-DS-G-00010.
H	10	East (A)	09/09/08	DP	/ P08263:01-20	Remote visual tank wall inspection revealed no changes since last evaluated on 11/14/07.
H	10	East (A)	09/09/08	DP	/ P08264:01-21	Remote visual inspection of the secondary vessel wall revealed no areas of concern since last evaluated on 5/10/05.

<u>AREA</u>	<u>TANK OR ANCILLARY</u>	<u>ACCESS OPENING (A OR I)</u>	<u>DATE</u>	<u>INSPECTION METHOD IDENTIFICATION NUMBER</u>		<u>REMARKS</u>
H	10	East (A)	09/09/08	DP	/ P08263:14	The magnetically mounted tank wall thermocouple was properly positioned per T-DS-G-00010.
H	10	North (A)	10/27/08	WAP	/ P08308:01	Remote visual tank wall inspection revealed no changes since last evaluated on 11/4/07. The reconfiguration of waste in the annulus floor was due to the leakage of water.
H	10	West (A)	10/27/08	DP	/ P08307:01-20	Remote visual tank wall inspection revealed no changes since last evaluated on 11/14/07. The reconfiguration of waste and color in the annulus floor was due to the leakage of water.
H	11	East (A)	09/09/08	DP	/ P08261:01-24	Remote visual tank wall inspection revealed no changes since last evaluated on 11/13/07. Stains on the tank wall had been washed off due to condensate buildup during an extended ventilation outage from 12/07 through 2/08.
H	11	East (A)	09/09/08	DP	/ P08262:01-20	Remote visual inspection of the secondary vessel wall revealed no areas of concern since last evaluated on 5/1/04.
H	11	North (A)	09/09/08	DP	/ P08260:01-24	Remote visual tank wall inspection revealed no changes since last evaluated on 11/13/07. Stains on the tank wall had been washed off due to condensate buildup during an extended ventilation outage from 12/07 through 2/08.
H	11	South (A)	06/28/08	WAP	/ P08233:01	Remote visual tank wall inspection revealed no changes since last evaluated on 11/13/07. The annulus jet was satisfactory per T-DS-G-00043.
H	11	West (A)	06/28/08	WAP	/ P08233:02	Remote visual tank wall inspection revealed no changes since last evaluated on 11/13/07.

<u>AREA</u>	<u>TANK OR ANCILLARY</u>	<u>ACCESS OPENING (A OR I)</u>	<u>DATE</u>	<u>INSPECTION METHOD IDENTIFICATION NUMBER</u>		<u>REMARKS</u>
H	11	West (A)	11/09/08	CCTV	/ 1729	The magnetically mounted tank wall thermocouple was properly positioned per T-DS-G-00010.
H	11	06 (I)	03/27/08	CCTV	/ 1793	Inspection of the transfer isolation valves and piping was satisfactory per T-DS-G-00003.
H	12	East (A)	07/19/08	DP	/ P08251:01-20	Remote visual tank wall inspection revealed no changes since last evaluated on 11/19/07.
H	12	East (A)	07/19/08	DP	/ P08251:19	The magnetically mounted tank wall thermocouple was properly positioned per T-DS-G-00010.
H	12	North (A)	07/19/08	DP	/ P08250:01-21	Remote visual tank wall inspection revealed no changes since last evaluated on 11/19/07. A leaksite (#2) at 105 inches had been reactivated during waste removal activities. Deposits had formed on the tank wall and additional waste had accumulated on the annulus floor.
H	12	North (A)	08/30/08	CCTV	/ 1861	Inspection was made to document annulus conditions during waste removal activities. Previously identified leaksites (1, 2, 3 and 5) were reactivated and deposits on the tank wall and annulus floor have changed. Stains observed on the annulus floor viewing east indicate that a new leaksite may exist.
H	12	North (A)	10/01/08	CCTV	/ 1877	Inspection confirmed that a new leaksite (#6) exists between the North and East risers. The damp areas have formed deposits and are consistent with deposits beneath known leaks in the North riser. The elevation or exact location of the leaksite is unknown at this time.
H	12	South (A)	07/19/08	WAP	/ P08252:01	Remote visual tank wall inspection revealed no changes since last evaluated on 11/15/07.

<u>AREA</u>	<u>TANK OR ANCILLARY</u>	<u>ACCESS OPENING (A OR I)</u>	<u>DATE</u>	<u>INSPECTION METHOD IDENTIFICATION NUMBER</u>		<u>REMARKS</u>
H	12	West (A)	12/01/08	DP	/ P08313:01-21	Remote visual inspection of the secondary vessel wall revealed no areas of concern since last evaluated on 11/19/07.
H	12	West (A)	12/15/08	DP	/ P08312:01-20	Remote visual tank wall inspection revealed no changes since last evaluated on 11/15/07.
H	12	07 (I)	10/19/08	CCTV	/ 1877	Inspection of the transfer isolation valves and piping was satisfactory per T-DS-G-0003.
H	13	010 (A)	10/18/08	DP	/ P08299:01-20	Remote visual tank wall inspection revealed no changes since last evaluated on 11/19/07.
H	13	032 (A)	10/18/08	DP	/ P08298:01-20	Remote visual tank wall inspection revealed no changes since last evaluated on 11/19/07.
H	13	055 (A)	10/18/08	DP	/ P08297:01-20	Remote visual tank wall inspection revealed no changes since last evaluated on 11/19/07.
H	13	071 (A)	10/18/08	DP	/ P08296:01-20	Remote visual tank wall inspection revealed no changes since last evaluated on 11/19/07.
H	13	071 (A)	10/20/08	DP	/ P08304:01-21	Remote visual inspection of the secondary vessel wall revealed no areas of concern since last evaluated on 5/3/04.
H	13	107 (A)	10/20/08	DP	/ P08301:01-20	Remote visual tank wall inspection revealed no changes since last evaluated on 11/20/07.
H	13	151 (A)	10/20/08	DP	/ P08302:01-20	Remote visual tank wall inspection revealed no changes since last evaluated on 11/20/07.

<u>AREA</u>	<u>TANK OR ANCILLARY</u>	<u>ACCESS OPENING (A OR I)</u>	<u>DATE</u>	<u>INSPECTION METHOD IDENTIFICATION NUMBER</u>		<u>REMARKS</u>
H	13	151 (A)	10/20/08	DP	/ P08303:01-18	Remote visual inspection of the secondary vessel wall revealed no areas of concern since last evaluated on 5/3/04.
H	13	175 (A)	10/09/08	WAP	/ P08292:03	Remote visual tank wall inspection revealed no changes since last evaluated on 11/28/07.
H	13	207 (A)	10/09/08	WAP	/ P08292:01	Remote visual tank wall inspection revealed no changes since last evaluated on 11/28/07.
H	13	228 (A)	10/18/08	DP	/ P08300:01-20	Remote visual tank wall inspection revealed no changes since last evaluated on 11/20/07.
H	13	East (A)	10/09/08	WAP	/ P08292:02	Remote visual tank wall inspection revealed no changes since last evaluated on 12/8/07. The annulus jet was satisfactory per T-DS-G-00043.
H	13	North (A)	10/18/08	DP	/ P08293:01-20	Remote visual tank wall inspection revealed no changes since last evaluated on 11/20/07.
H	13	North (A)	10/18/08	DP	/ P08293:13,18	The magnetically mounted tank wall thermocouple was properly positioned per T-DS-G-00010.
H	13	South (A)	10/18/08	DP	/ P08294:01-20	Remote visual tank wall inspection revealed no changes since last evaluated on 11/20/07.
H	13	West (A)	10/18/08	DP	/ P08295:01-20	Remote visual tank wall inspection revealed no changes since last evaluated on 12/8/07.
H	14	013 (A)	10/07/08	WAP	/ P08277:06	Remote visual tank wall inspection revealed no changes since last evaluated on 12/12/07. The annulus jet was satisfactory per T-DS-G-00043.

<u>AREA</u>	<u>TANK OR ANCILLARY</u>	<u>ACCESS OPENING (A OR I)</u>	<u>DATE</u>	<u>INSPECTION METHOD IDENTIFICATION NUMBER</u>		<u>REMARKS</u>
H	14	032 (A)	10/07/08	WAP	/ P08277:07	Remote visual tank wall inspection revealed no changes since last evaluated on 12/1/07.
H	14	065 (A)	10/06/08	DP	/ P08287:01-23	Remote visual tank wall inspection revealed no changes since last evaluated on 12/01/07.
H	14	108 (A)	10/06/08	DP	/ P08288:01-21	Remote visual tank wall inspection revealed no changes since last evaluated on 12/01/07.
H	14	118 (A)	10/07/08	WAP	/ P08277:03	Remote visual tank wall inspection revealed no changes since last evaluated on 12/11/07.
H	14	125 (A)	10/06/08	DP	/ P08289:01-20	Remote visual tank wall inspection revealed no changes since last evaluated on 12/01/07.
H	14	151 (A)	10/07/08	WAP	/ P08277:01	Remote visual tank wall inspection revealed no changes since last evaluated on 12/11/07.
H	14	169 (A)	10/07/08	WAP	/ P08277:02	Remote visual tank wall inspection revealed no changes since last evaluated on 12/11/07.
H	14	207 (A)	10/06/08	DP	/ P08290:01-20	Remote visual tank wall inspection revealed no changes since last evaluated on 12/12/07.
H	14	207 (A)	10/06/08	DP	/ P08291:01-20	Remote visual inspection of the secondary vessel wall revealed no areas of concern since last evaluated on 9/15/05.
H	14	235 (A)	10/07/08	WAP	/ P08277:04	Remote visual tank wall inspection revealed no changes since last evaluated on 12/12/07.

<u>AREA</u>	<u>TANK OR ANCILLARY</u>	<u>ACCESS OPENING (A OR I)</u>	<u>DATE</u>	<u>INSPECTION METHOD IDENTIFICATION NUMBER</u>		<u>REMARKS</u>
H	14	259 (A)	10/07/08	WAP	/ P08277:05	Remote visual tank wall inspection revealed no changes since last evaluated on 12/12/07.
H	14	East (A)	10/20/08	DP	/ P08306:01-20	Remote visual baseline inspection of the secondary vessel wall revealed no areas of concern.
H	14	East (A)	10/20/08	DP	/ P08305:01-20	Remote visual tank wall inspection revealed no changes since last evaluated on 12/11/07.
H	14	East (A)	10/20/08	DP	/ P08305:18	The conductivity probe was properly positioned per J-JX-G-0001.
H	14	North (A)	10/06/08	DP	/ P08286:01-23	Remote visual tank wall inspection revealed no changes since last evaluated on 12/11/07.
H	14	North (A)	10/06/08	DP	/ P08286:19	The magnetically mounted tank wall thermocouple was properly positioned per T-DS-G-00010.
H	15	010 (A)	10/02/08	WAP	/ P08276:02	Remote visual tank wall inspection revealed no changes since last evaluated on 12/9/07.
H	15	032 (A)	10/04/08	DP	/ P08281:01-21	Remote visual tank wall inspection revealed no changes since last evaluated on 12/9/07.
H	15	055 (A)	10/04/08	DP	/ P08282:01-21	Remote visual tank wall inspection revealed no changes since last evaluated on 12/9/07.
H	15	071 (A)	10/04/08	DP	/ P08283:01-21	Remote visual tank wall inspection revealed no changes since last evaluated on 12/9/07.

<u>AREA</u>	<u>TANK OR ANCILLARY</u>	<u>ACCESS OPENING (A OR I)</u>	<u>DATE</u>	<u>INSPECTION METHOD IDENTIFICATION NUMBER</u>		<u>REMARKS</u>
H	15	107 (A)	10/02/08	WAP	/ P08276:03	Remote visual tank wall inspection revealed no changes since last evaluated on 12/9/07. Leaked waste on the annulus floor had been redistributed due to water inleakage.
H	15	137 (A)	10/02/08	WAP	/ P08276:04	Remote visual tank wall inspection revealed no changes since last evaluated on 12/9/07.
H	15	171 (A)	10/02/08	WAP	/ P08276:07	Remote visual tank wall inspection revealed no changes since last evaluated on 12/9/07.
H	15	182 (A)	10/02/08	WAP	/ P08276:06	Remote visual tank wall inspection revealed no changes since last evaluated on 12/9/07.
H	15	207 (A)	10/04/08	DP	/ P08279:01-20	Remote visual tank wall inspection revealed no changes since last evaluated on 12/9/07.
H	15	207 (A)	10/04/08	DP	/ P08280:01-20	Remote visual inspection of the secondary vessel wall revealed no areas of concern since last evaluated on 5/5/04.
H	15	223 (A)	10/04/08	DP	/ P08278:01-20	Remote visual tank wall inspection revealed no changes since last evaluated on 12/9/07.
H	15	242 (A)	12/04/08	CCTV	/ 1909	The magnetically mounted tank wall thermocouple was properly positioned per T-DS-G-00010.
H	15	East (A)	10/02/08	WAP	/ P08276:05	Remote visual tank wall inspection revealed no changes since last evaluated on 12/9/07.
H	15	North (A)	10/04/08	DP	/ P08285:01-24	Remote visual tank wall inspection revealed no changes since last evaluated on 12/9/07.

<u>AREA</u>	<u>TANK OR ANCILLARY</u>	<u>ACCESS OPENING (A OR I)</u>	<u>DATE</u>	<u>INSPECTION METHOD IDENTIFICATION NUMBER</u>		<u>REMARKS</u>
H	15	South (A)	10/02/08	WAP	/ P08276:01	Remote visual tank wall inspection revealed no changes since last evaluated on 12/12/07.
H	15	West (A)	10/04/08	DP	/ P08284:01-22	Remote visual tank wall inspection revealed no changes since last evaluated on 12/9/07.
F	18	Center (I) (North port)	08/31/08	CCTV	/ 1867	Remote visual inspection of the tank wall and concrete dome revealed no areas of concern since last evaluated on 12/1/07.
F	18	Center (I) (South Port)	08/31/08	CCTV	/ 1867	Remote visual inspection of the tank wall and concrete dome revealed no areas of concern since last evaluated on 12/1/07.
F	19	Center (I)	08/31/08	CCTV	/ 1864	Remote visual inspection of the tank wall and concrete dome revealed no changes since last evaluated on 11/30/07.
H	21	NE (I)	01/23/08	CCTV	/ 1745	Remote visual inspection of the tank wall and concrete dome revealed no areas of concern since last evaluated on 2/12/07. Stains observed on the concrete dome were cause by water leaking around the riser and through the concrete dome. The HLLCP was properly deployed.
H	22	NE (I)	09/24/08	CCTV	/ 1746	Remote visual inspection of the tank wall and concrete dome revealed no areas of concern since last evaluated on 2/26/07. The HLLCP was properly deployed.
H	23	SW (I)	01/22/08	CCTV	/ 1743	Remote visual inspection of the tank wall and concrete dome revealed no areas of concern since last evaluated on 02/26/07. Evidence of water intrusion through the concrete dome was observed. The HLLCP was properly positioned.

<u>AREA</u>	<u>TANK OR ANCILLARY</u>	<u>ACCESS OPENING (A OR I)</u>	<u>DATE</u>	<u>INSPECTION METHOD IDENTIFICATION NUMBER</u>	<u>REMARKS</u>
H	24	SW (I)	01/11/08	CCTV / 1606	Remote visual inspection of the tank wall and concrete dome revealed no areas of concern since last evaluated on 02/25/07. The HLLCP was properly positioned.
H	24	SW (I)	09/28/08	CCTV / 1878	Remote visual inspection of the tank wall and concrete dome revealed no areas of concern since last evaluated on 1/11/08. The HLLCP was properly positioned.
F	25	A-01 (A)	04/30/08	DP / P08133:01-27	Remote visual tank wall inspection revealed no areas of concern since last evaluated on 2/19/07.
F	25	A-02 (A)	04/30/08	DP / P08134:01-28	Remote visual tank wall inspection revealed no areas of concern since last evaluated on 2/19/07.
F	25	A-02 (A)	04/30/08	DP / P08134:22	The conductivity probe was properly positioned per J-JX-G-0001.
F	25	A-03 (A)	04/30/08	DP / P08135:21-22	The conductivity probe was properly positioned per J-JX-G-0001.
F	25	A-03 (A)	04/30/08	DP / P08135:01-27	Remote visual tank wall inspection revealed no areas of concern since last evaluated on 2/19/07. The annulus jet installed in the F riser was satisfactory per T-DS-G-00043.
F	25	A-04 (A)	04/30/08	DP / P08136:01-27	Remote visual tank wall inspection revealed no areas of concern since last evaluated on 2/19/07.
F	25	P-01 (A)	03/26/08	WAP / P08053:01	Remote visual tank wall inspection revealed no areas of concern since last evaluated on 2/19/07.
F	25	P-02 (A)	03/26/08	WAP / P08053:02	Remote visual tank wall inspection revealed no areas of concern since last evaluated on 2/19/07.

<u>AREA</u>	<u>TANK OR ANCILLARY</u>	<u>ACCESS OPENING (A OR I)</u>	<u>DATE</u>	<u>INSPECTION METHOD IDENTIFICATION NUMBER</u>		<u>REMARKS</u>
F	25	P-03 (A)	03/26/08	WAP	/ P08053:03	Remote visual tank wall inspection revealed no areas of concern since last evaluated on 7/13/07.
F	25	P-04 (A)	03/26/08	WAP	/ P08053:04	Remote visual tank wall inspection revealed no areas of concern since last evaluated on 7/13/07.
F	25	P-05 (A)	03/26/08	WAP	/ P08053:05	Remote visual tank wall inspection revealed no areas of concern since last evaluated on 2/19/07.
F	25	P-06 (A)	03/26/08	WAP	/ P08053:06	Remote visual tank wall inspection revealed no areas of concern since last evaluated on 2/19/07.
F	25	P-07 (A)	03/26/08	WAP	/ P08053:07	Remote visual tank wall inspection revealed no areas of concern since last evaluated on 2/19/07.
F	25	P-08 (A)	03/26/08	WAP	/ P08053:08	Remote visual tank wall inspection revealed no areas of concern since last evaluated on 2/19/07.
F	25	P-09 (A)	03/26/08	WAP	/ P08053:09	Remote visual tank wall inspection revealed no areas of concern since last evaluated on 2/19/07.
F	25	P-10 (A)	03/26/08	WAP	/ P08053:10	Remote visual tank wall inspection revealed no areas of concern since last evaluated on 2/19/07.
F	25	P-11 (A)	03/26/08	WAP	/ P08053:11	Remote visual tank wall inspection revealed no areas of concern since last evaluated on 7/13/07.
F	25	P-12 (A)	03/26/08	WAP	/ P08053:12	Remote visual tank wall inspection revealed no areas of concern since last evaluated on 7/13/07.

<u>AREA</u>	<u>TANK OR ANCILLARY</u>	<u>ACCESS OPENING (A OR I)</u>	<u>DATE</u>	<u>INSPECTION METHOD IDENTIFICATION NUMBER</u>		<u>REMARKS</u>
F	25	P-13 (A)	03/26/08	WAP	/ P08053:13	Remote visual tank wall inspection revealed no areas of concern since last evaluated on 2/19/07.
F	25	P-14 (A)	03/26/08	WAP	/ P08053:14	Remote visual tank wall inspection revealed no areas of concern since last evaluated on 2/19/07.
F	26	A-01 (A)	04/07/08	WAP	/ P08054:06	Remote visual tank wall inspection revealed no areas of concern since last evaluated on 7/24/07.
F	26	A-02 (A)	04/23/08	WAP	/ P08070:01	Remote visual tank wall inspection revealed no areas of concern since last evaluated on 7/24/07.
F	26	A-03 (A)	04/07/08	WAP	/ P08054:13	Remote visual tank wall inspection revealed no areas of concern since last evaluated on 7/24/07. The annulus jet installed in the F riser was satisfactory per T-DS-G-00043.
F	26	A-04 (A)	04/07/08	WAP	/ P08054:10	Remote visual tank wall inspection revealed no areas of concern since last evaluated on 7/24/07.
F	26	P-01 (A)	04/30/08	DP	/ P08126:01-31	Remote visual tank wall inspection revealed no areas of concern since last evaluated on 2/20/07.
F	26	P-02 (A)	04/30/08	DP	/ P08127:01-29	Remote visual tank wall inspection revealed no areas of concern since last evaluated on 2/20/07.
F	26	P-02 (A)	04/30/08	DP	/ P08128:01-28	Remote visual inspection of the secondary vessel wall revealed no areas of concern since last evaluated on 2/20/07.
F	26	P-03 (A)	04/07/08	WAP	/ P08054:05	Remote visual tank wall inspection revealed no areas of concern since last evaluated on 2/20/07.

<u>AREA</u>	<u>TANK OR ANCILLARY</u>	<u>ACCESS OPENING (A OR I)</u>	<u>DATE</u>	<u>INSPECTION METHOD IDENTIFICATION NUMBER</u>		<u>REMARKS</u>
F	26	P-04 (A)	04/07/08	WAP	/ P08054:04	Remote visual tank wall inspection revealed no areas of concern since last evaluated on 2/20/07.
F	26	P-05 (A)	04/07/08	WAP	/ P08054:03	Remote visual tank wall inspection revealed no areas of concern since last evaluated on 2/20/07.
F	26	P-06 (A)	04/07/08	WAP	/ P08054:02	Remote visual tank wall inspection revealed no areas of concern since last evaluated on 2/20/07.
F	26	P-07 (A)	04/30/08	DP	/ P08129:01-27	Remote visual tank wall inspection revealed no areas of concern since last evaluated on 2/20/07.
F	26	P-08 (A)	04/30/08	DP	/ P08130:01-26	Remote visual tank wall inspection revealed no areas of concern since last evaluated on 2/20/07.
F	26	P-09 (A)	04/30/08	DP	/ P08131:01-30	Remote visual tank wall inspection revealed no areas of concern since last evaluated on 2/20/07.
F	26	P-09 (A)	04/30/08	DP	/ P08132:01-28	Remote visual inspection of the secondary vessel wall revealed no areas of concern since last evaluated on 2/20/07.
F	26	P-10 (A)	04/07/08	WAP	/ P08054:12	Remote visual tank wall inspection revealed no areas of concern since last evaluated on 2/20/07.
F	26	P-11 (A)	04/07/08	WAP	/ P08054:11	Remote visual tank wall inspection revealed no areas of concern since last evaluated on 2/20/07.
F	26	P-12 (A)	04/07/08	WAP	/ P08054:09	Remote visual tank wall inspection revealed no areas of concern since last evaluated on 2/20/07.

<u>AREA</u>	<u>TANK OR ANCILLARY</u>	<u>ACCESS OPENING (A OR I)</u>	<u>DATE</u>	<u>INSPECTION METHOD IDENTIFICATION NUMBER</u>		<u>REMARKS</u>
F	26	P-13 (A)	04/07/08	WAP	/ P08054:08	Remote visual tank wall inspection revealed no areas of concern since last evaluated on 2/20/07.
F	26	P-14 (A)	04/07/08	WAP	/ P08054:07	Remote visual tank wall inspection revealed no areas of concern since last evaluated on 2/20/07.
F	26	H (I)	08/02/08	CCTV	/ 1701	Inspection of cooling coils, guides, and supports visible from the H riser was satisfactory per T-DS-G-00035. No salt loading on the coils or II/I seismic concerns were observed.
F	27	A-01 (A)	05/01/08	DP	/ P08185:01-27	Remote visual tank wall inspection revealed no areas of concern since last evaluated on 2/18/07.
F	27	A-02 (A)	05/01/08	DP	/ P08186:01-26	Remote visual tank wall inspection revealed no areas of concern since last evaluated on 2/18/07.
F	27	A-02 (A)	05/01/08	DP	/ P08186:21	The conductivity probe was properly positioned per J-JX-G-0001.
F	27	A-03 (A)	05/01/08	DP	/ P08187:25	The conductivity probe was properly positioned per J-JX-G-0001.
F	27	A-03 (A)	05/01/08	DP	/ P08187:01-30	Remote visual tank wall inspection revealed no areas of concern since last evaluated on 2/18/07. An increase in the stains and marks observed on the secondary vessel wall was caused by the inleakage of water.
F	27	A-04 (A)	05/01/08	DP	/ P08188:01-33	Remote visual tank wall inspection revealed no areas of concern since last evaluated on 2/18/07. An increase in the stains and marks observed on the secondary vessel wall was caused by the inleakage of water. A masslinn cloth was observed on the annulus floor.

<u>AREA</u>	<u>TANK OR ANCILLARY</u>	<u>ACCESS OPENING (A OR I)</u>	<u>DATE</u>	<u>INSPECTION METHOD IDENTIFICATION NUMBER</u>		<u>REMARKS</u>
F	27	A-04 (A)	05/01/08	DP	/ P08188:28	The conductivity probe was properly positioned per J-JX-G-0001.
F	27	P-01 (A)	04/22/08	WAP	/ P08071:01	Remote visual tank wall inspection revealed no areas of concern since last evaluated on 2/18/07. The annulus jet installed in the F riser was satisfactory per T-DS-G-00043.
F	27	P-02 (A)	04/17/08	WAP	/ P08063:02	Remote visual tank wall inspection revealed no areas of concern since last evaluated on 2/18/07.
F	27	P-03 (A)	04/17/08	WAP	/ P08063:03	Remote visual tank wall inspection revealed no areas of concern since last evaluated on 7/13/07. Stains observed on the secondary vessel wall had increased due to water inleakage.
F	27	P-04 (A)	04/17/08	WAP	/ P08063:04	Remote visual tank wall inspection revealed no areas of concern since last evaluated on 7/13/07.
F	27	P-05 (A)	04/22/08	WAP	/ P08071:02	Remote visual tank wall inspection revealed no areas of concern since last evaluated on 2/18/07.
F	27	P-06 (A)	04/17/08	WAP	/ P08063:06	Remote visual tank wall inspection revealed no areas of concern since last evaluated on 2/18/07.
F	27	P-07 (A)	04/17/08	WAP	/ P08063:07	Remote visual tank wall inspection revealed no areas of concern since last evaluated on 2/18/07. Stains observed on the secondary vessel wall had increased due to water inleakage.
F	27	P-08 (A)	04/17/08	WAP	/ P08063:08	Remote visual tank wall inspection revealed no areas of concern since last evaluated on 2/18/07. Stains observed on the secondary vessel wall had increased due to water inleakage.

<u>AREA</u>	<u>TANK OR ANCILLARY</u>	<u>ACCESS OPENING (A OR I)</u>	<u>DATE</u>	<u>INSPECTION METHOD IDENTIFICATION NUMBER</u>	<u>REMARKS</u>
F	27	P-09 (A)	04/17/08	WAP / P08063:09	Remote visual tank wall inspection revealed no areas of concern since last evaluated on 2/18/07. Stains observed on the secondary vessel wall had increased due to water leakage.
F	27	P-10 (A)	04/17/08	WAP / P08063:10	Remote visual tank wall inspection revealed no areas of concern since last evaluated on 10/22/07. Stains observed on the secondary vessel wall were due to water leakage.
F	27	P-11 (A)	04/17/08	WAP / P08063:11	Remote visual tank wall inspection revealed no areas of concern since last evaluated on 7/24/07. Stains observed on the secondary vessel wall were due to water leakage.
F	27	P-12 (A)	04/17/08	WAP / P08063:12	Remote visual tank wall inspection revealed no areas of concern since last evaluated on 2/18/07. Stains observed on the secondary vessel wall and ventilation duct had increased due to water leakage.
F	27	P-13 (A)	04/17/08	WAP / P08063:13	Remote visual tank wall inspection revealed no areas of concern since last evaluated on 2/18/07.
F	27	P-14 (A)	04/17/08	WAP / P08063:14	Remote visual tank wall inspection revealed no areas of concern since last evaluated on 2/18/07.
F	28	VB-01	02/07/08	CCTV / 1523	Inspection of the walls, floor, jumpers, valves and piping was satisfactory per SW11.6-SVP-45, Section 7.9.
F	28	VB-03	02/07/08	CCTV / 1523	Inspection of the walls, floor, jumpers, valves and piping visible from the east port was satisfactory per SW11.6-SVP-45, Section 7.9.

<u>AREA</u>	<u>TANK OR ANCILLARY</u>	<u>ACCESS OPENING (A OR I)</u>	<u>DATE</u>	<u>INSPECTION METHOD IDENTIFICATION NUMBER</u>		<u>REMARKS</u>
F	28	VB-03	02/07/08	CCTV	/ 1523	Inspection of the walls, floor, jumpers, valves and piping visible from the west port was satisfactory per SW11.6-SVP-45, Section 7.9.
F	28	A-01 (A)	04/17/08	WAP	/ P08064:09	Remote visual tank wall inspection revealed no areas of concern since last evaluated on 7/24/07.
F	28	A-02 (A)	04/17/08	WAP	/ P08064:13	Remote visual tank wall inspection revealed no areas of concern since last evaluated on 7/24/07.
F	28	A-03 (A)	04/17/08	WAP	/ P08064:03	Remote visual tank wall inspection revealed no areas of concern since last evaluated on 7/24/07.
F	28	A-04 (A)	04/17/08	WAP	/ P08064:05	Remote visual tank wall inspection revealed no areas of concern since last evaluated on 7/24/07.
F	28	P-01 (A)	05/01/08	DP	/ P08181:01-23	Remote visual inspection of the secondary vessel wall revealed no areas of concern since last evaluated on 2/20/07.
F	28	P-01 (A)	05/01/08	DP	/ P08180:01-30	Remote visual tank wall inspection revealed no areas of concern since last evaluated on 2/20/07. The annulus jet installed in the F riser was satisfactory per T-DS-G-00043.
F	28	P-02 (A)	04/17/08	WAP	/ P08064:10	Remote visual tank wall inspection revealed no areas of concern since last evaluated on 2/20/07.
F	28	P-03 (A)	04/17/08	WAP	/ P08064:11	Remote visual tank wall inspection revealed no areas of concern since last evaluated on 2/20/07.
F	28	P-04 (A)	05/01/08	DP	/ P08182:01-26	Remote visual tank wall inspection revealed no areas of concern since last evaluated on 2/20/07.

<u>AREA</u>	<u>TANK OR ANCILLARY</u>	<u>ACCESS OPENING (A OR I)</u>	<u>DATE</u>	<u>INSPECTION METHOD IDENTIFICATION NUMBER</u>		<u>REMARKS</u>
F	28	P-05 (A)	04/17/08	WAP	/ P08064:12	Remote visual tank wall inspection revealed no areas of concern since last evaluated on 2/20/07.
F	28	P-06 (A)	04/17/08	WAP	/ P08064:14	Remote visual tank wall inspection revealed no areas of concern since last evaluated on 2/20/07.
F	28	P-07 (A)	05/01/08	DP	/ P08183:01-26	Remote visual tank wall inspection revealed no areas of concern since last evaluated on 2/20/07.
F	28	P-08 (A)	04/17/08	WAP	/ P08064:01	Remote visual tank wall inspection revealed no areas of concern since last evaluated on 2/20/07.
F	28	P-09 (A)	04/17/08	WAP	/ P08064:02	Remote visual tank wall inspection revealed no areas of concern since last evaluated on 2/20/07.
F	28	P-10 (A)	04/17/08	WAP	/ P08064:04	Remote visual tank wall inspection revealed no areas of concern since last evaluated on 2/20/07.
F	28	P-11 (A)	05/01/08	DP	/ P08184:01-31	Remote visual tank wall inspection revealed no areas of concern since last evaluated on 2/20/07.
F	28	P-12 (A)	04/17/08	WAP	/ P08064:06	Remote visual tank wall inspection revealed no areas of concern since last evaluated on 2/20/07.
F	28	P-13 (A)	04/17/08	WAP	/ P08064:07	Remote visual tank wall inspection revealed no areas of concern since last evaluated on 2/20/07.
F	28	P-14 (A)	04/17/08	WAP	/ P08064:08	Remote visual tank wall inspection revealed no areas of concern since last evaluated on 2/20/07.

<u>AREA</u>	<u>TANK OR ANCILLARY</u>	<u>ACCESS OPENING (A OR I)</u>	<u>DATE</u>	<u>INSPECTION METHOD IDENTIFICATION NUMBER</u>		<u>REMARKS</u>
H	29	COP #101	07/05/08	DSP	/ P08221:01-09	Inspection of the transfer lines within the cleanout port was satisfactory per T-DS-G-00001. The conductivity probe was properly positioned.
H	29	COP #102	07/05/08	DSP	/ P08222:01-07	Inspection of the transfer lines within the cleanout port was satisfactory per T-DS-G-00001.
H	29	A-01 (A)	04/02/08	WAP	/ P08050:14	Remote visual tank wall inspection revealed no areas of concern since last evaluated on 7/24/07. The annulus jet was satisfactory per T-DS-G-00043.
H	29	A-02 (A)	04/02/08	WAP	/ P08050:03	Remote visual tank wall inspection revealed no areas of concern since last evaluated on 7/24/07.
H	29	A-03 (A)	04/02/08	WAP	/ P08050:07	Remote visual tank wall inspection revealed no areas of concern since last evaluated on 7/24/07.
H	29	A-04 (A)	04/02/08	WAP	/ P08050:11	Remote visual tank wall inspection revealed no areas of concern since last evaluated on 7/24/07. A masslinn cloth was observed on the annulus floor.
H	29	A-04 (A)	04/17/08	CCTV	/ 1729	The magnetically mounted tank wall thermocouple was properly positioned per T-DS-G-00010.
H	29	P-01 (A)	05/05/08	DP	/ P08234:01-25	Remote visual tank wall inspection revealed no areas of concern since last evaluated on 1/16/07.
H	29	P-01 (A)	05/05/08	DP	/ P08235:01-27	Remote visual inspection of the secondary vessel wall revealed no areas of concern since last evaluated on 3/13/04.

<u>AREA</u>	<u>TANK OR ANCILLARY</u>	<u>ACCESS OPENING (A OR I)</u>	<u>DATE</u>	<u>INSPECTION METHOD IDENTIFICATION NUMBER</u>		<u>REMARKS</u>
H	29	P-02 (A)	04/02/08	WAP	/ P08050:10	Remote visual tank wall inspection revealed no areas of concern since last evaluated on 1/16/07.
H	29	P-03 (A)	04/02/08	WAP	/ P08050:12	Remote visual tank wall inspection revealed no areas of concern since last evaluated on 1/16/07.
H	29	P-04 (A)	05/05/08	DP	/ P08236:01-25	Remote visual tank wall inspection revealed no areas of concern since last evaluated on 1/16/07.
H	29	P-04 (A)	05/05/08	DP	/ P08237:01-29	Remote visual inspection of the secondary vessel wall revealed no areas of concern since last evaluated on 3/13/04.
H	29	P-05 (A)	04/02/08	WAP	/ P08050:13	Remote visual tank wall inspection revealed no areas of concern since last evaluated on 1/16/07.
H	29	P-06 (A)	04/02/08	WAP	/ P08050:15	Remote visual tank wall inspection revealed no areas of concern since last evaluated on 1/16/07.
H	29	P-07 (A)	05/02/08	CCTV	/ 1811	Inspection verified that the conditions of the exterior of the sump transfer line jacket from HDB-4 was satisfactory per T-DS-G-00001.
H	29	P-07 (A)	05/05/08	DP	/ P08238:01-25	Remote visual tank wall inspection revealed no areas of concern since last evaluated on 1/16/07.
H	29	P-08 (A)	04/02/08	WAP	/ P08050:01	Remote visual tank wall inspection revealed no areas of concern since last evaluated on 1/16/07.
H	29	P-09 (A)	04/02/08	WAP	/ P08050:02	Remote visual tank wall inspection revealed no areas of concern since last evaluated on 1/16/07.

<u>AREA</u>	<u>TANK OR ANCILLARY</u>	<u>ACCESS OPENING (A OR I)</u>	<u>DATE</u>	<u>INSPECTION METHOD IDENTIFICATION NUMBER</u>		<u>REMARKS</u>
H	29	P-10 (A)	04/02/08	WAP	/ P08050:04	Remote visual tank wall inspection revealed no areas of concern since last evaluated on 1/16/07.
H	29	P-11 (A)	04/02/08	WAP	/ P08050:05	Remote visual tank wall inspection revealed no areas of concern since last evaluated on 1/16/07.
H	29	P-12 (A)	04/02/08	WAP	/ P08050:06	Remote visual tank wall inspection revealed no areas of concern since last evaluated on 1/16/07.
H	29	P-13 (A)	04/02/08	WAP	/ P08050:08	Remote visual tank wall inspection revealed no areas of concern since last evaluated on 1/16/07.
H	29	P-14 (A)	04/02/08	WAP	/ P08050:09	Remote visual tank wall inspection revealed no areas of concern since last evaluated on 1/16/07.
H	29/30	COP #104	07/05/08	DSP	/ P08223:01-08	Inspection of the transfer lines within the cleanout port was satisfactory per T-DS-G-00001. The conductivity probe was properly positioned.
H	29/30	COP #105	07/05/08	DSP	/ P08224:01-11	Inspection of the transfer lines within the cleanout port was satisfactory per T-DS-G-00001. The conductivity probe was properly positioned.
H	29/32	COP #112	07/05/08	DSP	/ P08231:01-08	Inspection of the transfer lines within the cleanout port was satisfactory per T-DS-G-00001. The conductivity probe was properly positioned.
H	30	A-01 (A)	03/22/08	WAP	/ P08029:01	Remote visual tank wall inspection revealed no areas of concern since last evaluated on 7/24/07. The annulus jet was satisfactory per T-DS-G-00043.
H	30	A-02 (A)	03/22/08	WAP	/ P08029:02	Remote visual tank wall inspection revealed no areas of concern since last evaluated on 7/24/07.

<u>AREA</u>	<u>TANK OR ANCILLARY</u>	<u>ACCESS OPENING (A OR I)</u>	<u>DATE</u>	<u>INSPECTION METHOD IDENTIFICATION NUMBER</u>		<u>REMARKS</u>
H	30	A-03 (A)	03/22/08	WAP	/ P08029:03	Remote visual tank wall inspection revealed no areas of concern since last evaluated on 7/24/07.
H	30	A-04 (A)	03/22/08	WAP	/ P08029:04	Remote visual tank wall inspection revealed no areas of concern since last evaluated on 7/24/07.
H	30	A-04 (A)	04/17/08	CCTV	/ 1729	The magnetically mounted tank wall thermocouple was properly positioned per T-DS-G-00010.
H	30	P-01 (A)	04/21/08	WAP	/ P08066:01	Remote visual tank wall inspection revealed no areas of concern since last evaluated on 1/17/07.
H	30	P-01 (A)	05/13/08	DP	/ P08195:01-25	Remote visual tank wall inspection revealed no areas of concern since last evaluated on 1/17/07.
H	30	P-01 (A)	05/13/08	DP	/ P08196:01-25	Remote visual inspection of the secondary vessel wall revealed no areas of concern since last evaluated on 3/13/04.
H	30	P-02 (A)	03/22/08	WAP	/ P08029:05	Remote visual tank wall inspection revealed no areas of concern since last evaluated on 1/17/07.
H	30	P-03 (A)	03/22/08	WAP	/ P08029:06	Remote visual tank wall inspection revealed no areas of concern since last evaluated on 1/17/07.
H	30	P-04 (A)	05/13/08	DP	/ P08197:01-26	Remote visual tank wall inspection revealed no areas of concern since last evaluated on 1/17/07.
H	30	P-04 (A)	05/13/08	DP	/ P08198:01-29	Remote visual inspection of the secondary vessel wall revealed no areas of concern since last evaluated on 6/13/04. An increase in stains observed on the secondary vessel wall was due to water inleakage.

<u>AREA</u>	<u>TANK OR ANCILLARY</u>	<u>ACCESS OPENING (A OR I)</u>	<u>DATE</u>	<u>INSPECTION METHOD IDENTIFICATION NUMBER</u>		<u>REMARKS</u>
H	30	P-05 (A)	03/22/08	WAP	/ P08029:07	Remote visual tank wall inspection revealed no areas of concern since last evaluated on 1/17/07.
H	30	P-06 (A)	03/22/08	WAP	/ P08029:08	Remote visual tank wall inspection revealed no areas of concern since last evaluated on 1/17/07.
H	30	P-07 (A)	05/13/08	DP	/ P08199:01-27	Remote visual tank wall inspection revealed no areas of concern since last evaluated on 1/17/07. Stains observed on the tank wall were due to water inleakage.
H	30	P-08 (A)	03/22/08	WAP	/ P08029:09	Remote visual tank wall inspection revealed no areas of concern since last evaluated on 1/17/07.
H	30	P-09 (A)	03/22/08	WAP	/ P08029:10	Remote visual tank wall inspection revealed no areas of concern since last evaluated on 1/17/07.
H	30	P-10 (A)	04/21/08	WAP	/ P08066:02	Remote visual tank wall inspection revealed no areas of concern since last evaluated on 1/17/07.
H	30	P-11 (A)	05/13/08	DP	/ P08200:01-27	Remote visual tank wall inspection revealed no areas of concern since last evaluated on 1/17/07.
H	30	P-12 (A)	03/22/08	WAP	/ P08029:12	Remote visual tank wall inspection revealed no areas of concern since last evaluated on 1/17/07.
H	30	P-12 (A)	05/13/08	DP	/ P08201:01-27	Remote visual tank wall inspection revealed no areas of concern since last evaluated on 1/17/07.
H	30	P-12 (A)	05/13/08	DP	/ P08202:01-29	Remote visual inspection of the secondary vessel wall revealed no areas of concern since last evaluated on 3/13/04.

<u>AREA</u>	<u>TANK OR ANCILLARY</u>	<u>ACCESS OPENING (A OR I)</u>	<u>DATE</u>	<u>INSPECTION METHOD IDENTIFICATION NUMBER</u>		<u>REMARKS</u>
H	30	P-13 (A)	03/22/08	WAP	/ P08029:13	Remote visual tank wall inspection revealed no areas of concern since last evaluated on 1/17/07.
H	30	P-14 (A)	04/02/08	WAP	/ P08051:01	Remote visual tank wall inspection revealed no areas of concern since last evaluated on 7/24/07.
H	31	A-01 (A)	03/26/08	WAP	/ P08027:02	Remote visual tank wall inspection revealed no areas of concern since last evaluated on 7/25/07. The annulus jet was satisfactory per T-DS-G-00043.
H	31	A-02 (A)	03/26/08	WAP	/ P08027:06	Remote visual tank wall inspection revealed no areas of concern since last evaluated on 7/24/07.
H	31	A-03 (A)	03/21/08	WAP	/ P08026:02	Remote visual tank wall inspection revealed no areas of concern since last evaluated on 7/24/07.
H	31	A-04 (A)	03/21/08	WAP	/ P08026:05	Remote visual tank wall inspection revealed no areas of concern since last evaluated on 7/24/07.
H	31	A-04 (A)	04/17/08	CCTV	/ 1729	The magnetically mounted tank wall thermocouple was properly positioned per T-DS-G-00010.
H	31	P-01 (A)	05/05/08	DP	/ P08239:01-26	Remote visual tank wall inspection revealed no areas of concern since last evaluated on 1/17/07.
H	31	P-01 (A)	05/05/08	DP	/ P08240:01-26	Remote visual inspection of the secondary vessel wall revealed no areas of concern since last evaluated on 3/13/04.
H	31	P-02 (A)	03/26/08	WAP	/ P08027:01	Remote visual tank wall inspection revealed no areas of concern since last evaluated on 1/17/07.

<u>AREA</u>	<u>TANK OR ANCILLARY</u>	<u>ACCESS OPENING (A OR I)</u>	<u>DATE</u>	<u>INSPECTION METHOD IDENTIFICATION NUMBER</u>		<u>REMARKS</u>
H	31	P-03 (A)	03/21/08	WAP	/ P08026:06	Remote visual tank wall inspection revealed no areas of concern since last evaluated on 1/19/07.
H	31	P-04 (A)	03/21/08	WAP	/ P08026:07	Remote visual tank wall inspection revealed no areas of concern since last evaluated on 1/19/07.
H	31	P-04 (A)	05/05/08	DP	/ P08241:01-25	Remote visual tank wall inspection revealed no areas of concern since last evaluated on 1/17/07. A masslinn cloth was observed on the annulus floor.
H	31	P-04 (A)	05/05/08	DP	/ P08242:01-25	Remote visual inspection of the secondary vessel wall revealed no areas of concern since last evaluated on 3/18/04.
H	31	P-05 (A)	03/21/08	WAP	/ P08026:08	Remote visual tank wall inspection revealed no areas of concern since last evaluated on 1/19/07.
H	31	P-06 (A)	03/26/08	WAP	/ P08027:03	Remote visual tank wall inspection revealed no areas of concern since last evaluated on 1/19/07.
H	31	P-07 (A)	05/05/08	DP	/ P08245:01-26	Remote visual tank wall inspection revealed no areas of concern since last evaluated on 1/17/07.
H	31	P-08 (A)	03/26/08	WAP	/ P08027:04	Remote visual tank wall inspection revealed no areas of concern since last evaluated on 1/17/07.
H	31	P-09 (A)	03/26/08	WAP	/ P08027:05	Remote visual tank wall inspection revealed no areas of concern since last evaluated on 1/17/07.
H	31	P-10 (A)	03/26/08	WAP	/ P08027:07	Remote visual tank wall inspection revealed no areas of concern since last evaluated on 1/17/07.

<u>AREA</u>	<u>TANK OR ANCILLARY</u>	<u>ACCESS OPENING (A OR I)</u>	<u>DATE</u>	<u>INSPECTION METHOD IDENTIFICATION NUMBER</u>		<u>REMARKS</u>
H	31	P-11 (A)	05/05/08	DP	/ P08243:01-27	Remote visual tank wall inspection revealed no areas of concern since last evaluated on 1/19/07.
H	31	P-11 (A)	05/13/08	DP	/ P08244:01-25	Remote visual inspection of the secondary vessel wall revealed no areas of concern since last evaluated on 3/13/04.
H	31	P-12 (A)	03/21/08	WAP	/ P08026:01	Remote visual tank wall inspection revealed no areas of concern since last evaluated on 1/19/07.
H	31	P-13 (A)	03/21/08	WAP	/ P08026:03	Remote visual tank wall inspection revealed no areas of concern since last evaluated on 1/19/07.
H	31	P-14 (A)	03/21/08	WAP	/ P08026:04	Remote visual tank wall inspection revealed no areas of concern since last evaluated on 1/19/07.
H	32	COP #109	07/05/08	DSP	/ P08228:01-08	Inspection of the transfer lines within the cleanout port was satisfactory per T-DS-G-00001. The conductivity probe was properly positioned.
H	32	COP #110	07/05/08	DSP	/ P08229:01-07	Inspection of the transfer lines within the cleanout port was satisfactory per T-DS-G-00001. The conductivity probe was properly positioned.
H	32	COP #111	07/05/08	DSP	/ P08230:01-09	Inspection of the transfer lines within the cleanout port was satisfactory per T-DS-G-00001. The conductivity probe was properly positioned.
H	32	A-01 (A)	03/22/08	WAP	/ P08028:01	Remote visual tank wall inspection revealed no areas of concern since last evaluated on 7/24/07. The annulus jet was satisfactory per T-DS-G-00043.

<u>AREA</u>	<u>TANK OR ANCILLARY</u>	<u>ACCESS OPENING (A OR I)</u>	<u>DATE</u>	<u>INSPECTION METHOD IDENTIFICATION NUMBER</u>		<u>REMARKS</u>
H	32	A-02 (A)	03/22/08	WAP	/ P08028:02	Remote visual tank wall inspection revealed no areas of concern since last evaluated on 7/24/07.
H	32	A-03 (A)	03/22/08	WAP	/ P08028:11	Remote visual tank wall inspection revealed no areas of concern since last evaluated on 7/24/07.
H	32	A-04 (A)	03/22/08	WAP	/ P08028:12	Remote visual tank wall inspection revealed no areas of concern since last evaluated on 7/24/07.
H	32	A-04 (A)	04/17/08	CCTV	/ 1729	The magnetically mounted tank wall thermocouple was properly positioned per T-DS-G-00010.
H	32	P-01 (A)	05/17/08	DP	/ P08215:01-25	Remote visual tank wall inspection revealed no areas on concern since last evaluated on 1/23/08.
H	32	P-01 (A)	05/17/08	DP	/ P08216:01-25	Remote visual inspection of the secondary vessel wall revealed no areas of concern since last evaluated on 3/13/04.
H	32	P-02 (A)	03/22/08	WAP	/ P08028:13	Remote visual tank wall inspection revealed no areas of concern since last evaluated on 1/23/07.
H	32	P-03 (A)	04/02/08	WAP	/ P08052:01	Remote visual tank wall inspection revealed no areas of concern since last evaluated on 1/23/07.
H	32	P-04 (A)	05/17/08	DP	/ P08209:01-32	Remote visual tank wall inspection revealed no areas of concern since last evaluated on 1/23/07.
H	32	P-04 (A)	05/17/08	DP	/ P08210:01-30	Remote visual inspection of the secondary vessel wall revealed no areas of concern since last evaluated on 3/13/04.

<u>AREA</u>	<u>TANK OR ANCILLARY</u>	<u>ACCESS OPENING (A OR I)</u>	<u>DATE</u>	<u>INSPECTION METHOD IDENTIFICATION NUMBER</u>		<u>REMARKS</u>
H	32	P-05 (A)	04/22/08	WAP	/ P08068:01	Remote visual tank wall inspection revealed no areas of concern since last evaluated on 1/23/07.
H	32	P-06 (A)	03/22/08	WAP	/ P08028:04	Remote visual tank wall inspection revealed no areas of concern since last evaluated on 1/23/07.
H	32	P-07 (A)	05/17/08	DP	/ P08211:01-26	Remote visual tank wall inspection revealed no areas of concern since last evaluated on 1/23/07.
H	32	P-07 (A)	05/17/08	DP	/ P08212:01-27	Remote visual inspection of the secondary vessel wall revealed no areas of concern since last evaluated on 3/13/04.
H	32	P-08 (A)	03/22/08	WAP	/ P08028:05	Remote visual tank wall inspection revealed no areas of concern since last evaluated on 1/23/07.
H	32	P-09 (A)	03/22/08	WAP	/ P08028:06	Remote visual tank wall inspection revealed no areas of concern since last evaluated on 1/23/07.
H	32	P-10 (A)	03/22/08	WAP	/ P08028:07	Remote visual tank wall inspection revealed no areas of concern since last evaluated on 1/23/07.
H	32	P-11 (A)	05/17/08	DP	/ P08213:01-26	Remote visual tank wall inspection revealed no areas of concern since last evaluated on 1/23/07.
H	32	P-12 (A)	05/17/08	DP	/ P08214:01-28	Remote visual tank wall inspection revealed no areas of concern since last evaluated on 1/23/07.
H	32	P-13 (A)	04/22/08	WAP	/ P08068:02	Remote visual tank wall inspection revealed no areas of concern since last evaluated on 1/23/07.

<u>AREA</u>	<u>TANK OR ANCILLARY</u>	<u>ACCESS OPENING (A OR I)</u>	<u>DATE</u>	<u>INSPECTION METHOD IDENTIFICATION NUMBER</u>		<u>REMARKS</u>
H	32	P-14 (A)	03/22/08	WAP	/ P08028:08	Remote visual tank wall inspection revealed no areas of concern since last evaluated on 1/23/07.
H	32	P-15 (A)	03/22/08	WAP	/ P08028:09	Remote visual tank wall inspection revealed no areas of concern since last evaluated on 1/23/07.
F	33	A-01 (A)	03/29/08	WAP	/ P08057:06	Remote visual tank wall inspection revealed no areas of concern since last evaluated on 8/1/07.
F	33	A-02 (A)	03/29/08	WAP	/ P08057:10	Remote visual tank wall inspection revealed no areas of concern since last evaluated on 6/16/07.
F	33	A-03 (A)	03/29/08	WAP	/ P08057:14	Remote visual tank wall inspection revealed no areas of concern since last evaluated on 8/11/07.
F	33	A-04 (A)	03/29/08	WAP	/ P08057:02	Remote visual tank wall inspection revealed no areas of concern since last evaluated on 6/16/07. The annulus jet was satisfactory per T-DS-G-00043.
F	33	A-04 (A)	04/08/08	CCTV	/ 1729	The magnetically mounted tank wall thermocouple was properly positioned per T-DS-G-00010.
F	33	P-01 (A)	04/24/08	DP	/ P08077:01-27	Remote visual tank wall inspection revealed no areas of concern since last evaluated on 1/10/07.
F	33	P-01 (A)	04/24/08	DP	/ P08078:01-25	Remote visual inspection of the secondary vessel wall revealed no areas of concern since last evaluated on 3/16/04.
F	33	P-02 (A)	03/29/08	WAP	/ P08057:01	Remote visual tank wall inspection revealed no areas of concern since last evaluated on 1/10/07. The annulus jet installed in the A-04 riser was satisfactory per T-DS-G-00043.

<u>AREA</u>	<u>TANK OR ANCILLARY</u>	<u>ACCESS OPENING (A OR I)</u>	<u>DATE</u>	<u>INSPECTION METHOD IDENTIFICATION NUMBER</u>		<u>REMARKS</u>
F	33	P-03 (A)	03/29/08	WAP	/ P08057:03	Remote visual tank wall inspection revealed no areas of concern since last evaluated on 1/10/07.
F	33	P-04 (A)	04/24/08	DP	/ P08079:01-25	Remote visual tank wall inspection revealed no areas of concern since last evaluated on 1/10/07.
F	33	P-04 (A)	04/24/08	DP	/ P08080:01-27	Remote visual inspection of the secondary vessel wall revealed no areas of concern since last evaluated on 3/16/04.
F	33	P-05 (A)	03/29/08	WAP	/ P08057:04	Remote visual tank wall inspection revealed no areas of concern since last evaluated on 1/10/07.
F	33	P-06 (A)	03/29/08	WAP	/ P08057:05	Remote visual tank wall inspection revealed no areas of concern since last evaluated on 1/10/07.
F	33	P-07 (A)	04/24/08	DP	/ P08081:01-27	Remote visual tank wall inspection revealed no areas of concern since last evaluated on 1/10/07.
F	33	P-08 (A)	03/29/08	WAP	/ P08057:07	Remote visual tank wall inspection revealed no areas of concern since last evaluated on 1/10/07.
F	33	P-09 (A)	03/29/08	WAP	/ P08057:08	Remote visual tank wall inspection revealed no areas of concern since last evaluated on 1/10/07.
F	33	P-10 (A)	03/29/08	WAP	/ P08057:09	Remote visual tank wall inspection revealed no areas of concern since last evaluated on 1/10/07.
F	33	P-11 (A)	04/24/08	DP	/ P08082:01-28	Remote visual tank wall inspection revealed no areas of concern since last evaluated on 1/10/07.

<u>AREA</u>	<u>TANK OR ANCILLARY</u>	<u>ACCESS OPENING (A OR I)</u>	<u>DATE</u>	<u>INSPECTION METHOD IDENTIFICATION NUMBER</u>		<u>REMARKS</u>
F	33	P-12 (A)	03/29/08	WAP	/ P08057:11	Remote visual tank wall inspection revealed no areas of concern since last evaluated on 1/10/07.
F	33	P-13 (A)	03/29/08	WAP	/ P08057:12	Remote visual tank wall inspection revealed no areas of concern since last evaluated on 1/10/07.
F	33	P-14 (A)	03/29/08	WAP	/ P08057:13	Remote visual tank wall inspection revealed no areas of concern since last evaluated on 1/10/07.
F	33	P-15 (A)	03/29/08	WAP	/ P08057:15	Remote visual tank wall inspection revealed no areas of concern since last evaluated on 1/10/07.
F	33	P-16 (A)	04/24/08	DP	/ P08083:01-27	Remote visual tank wall inspection revealed no areas of concern since last evaluated on 1/10/07.
F	34	A-01 (A)	03/29/08	WAP	/ P08062:13	Remote visual tank wall inspection revealed no areas of concern since last evaluated on 8/1/07.
F	34	A-02 (A)	03/29/08	WAP	/ P08062:02	Remote visual tank wall inspection revealed no areas of concern since last evaluated on 8/1/07.
F	34	A-03 (A)	03/29/08	WAP	/ P08062:06	Remote visual tank wall inspection revealed no areas of concern since last evaluated on 8/1/07.
F	34	A-04 (A)	03/29/08	WAP	/ P08062:09	Remote visual tank wall inspection revealed no areas of concern since last evaluated on 8/1/07.
F	34	A-04 (A)	04/08/08	CCTV	/ 1729	The magnetically mounted tank wall thermocouple was properly positioned per T-DS-G-00010.

<u>AREA</u>	<u>TANK OR ANCILLARY</u>	<u>ACCESS OPENING (A OR I)</u>	<u>DATE</u>	<u>INSPECTION METHOD IDENTIFICATION NUMBER</u>		<u>REMARKS</u>
F	34	P-01 (A)	04/29/08	DP	/ P08091:01-27	Remote visual tank wall inspection revealed no areas of concern since last evaluated on 5/7/07.
F	34	P-01 (A)	04/29/08	DP	/ P08092:01-28	Remote visual inspection of the secondary vessel wall revealed no areas of concern since last evaluated on 3/16/04.
F	34	P-02 (A)	03/29/08	WAP	/ P08062:08	Remote visual tank wall inspection revealed no areas of concern since last evaluated on 5/7/07.
F	34	P-03 (A)	03/29/08	WAP	/ P08062:10	Remote visual tank wall inspection revealed no areas of concern since last evaluated on 5/7/07.
F	34	P-04 (A)	04/29/08	DP	/ P08093:01-26	Remote visual tank wall inspection revealed no areas of concern since last evaluated on 5/7/07. A masslinn cloth was observed on the annulus floor.
F	34	P-04 (A)	04/29/08	DP	/ P08094:01-26	Remote visual inspection of the secondary vessel wall revealed no areas of concern since last evaluated on 3/16/04.
F	34	P-05 (A)	03/29/08	WAP	/ P08062:11	Remote visual tank wall inspection revealed no areas of concern since last evaluated on 5/7/07.
F	34	P-06 (A)	03/29/08	WAP	/ P08062:12	Remote visual tank wall inspection revealed no areas of concern since last evaluated on 5/7/07.
F	34	P-07 (A)	04/29/08	DP	/ P08095:01-28	Remote visual tank wall inspection revealed no areas of concern since last evaluated on 5/7/07.
F	34	P-08 (A)	03/29/08	WAP	/ P08062:14	Remote visual tank wall inspection revealed no areas of concern since last evaluated on 5/7/07.

<u>AREA</u>	<u>TANK OR ANCILLARY</u>	<u>ACCESS OPENING (A OR I)</u>	<u>DATE</u>	<u>INSPECTION METHOD IDENTIFICATION NUMBER</u>		<u>REMARKS</u>
F	34	P-09 (A)	03/29/08	WAP	/ P08062:15	Remote visual tank wall inspection revealed no areas of concern since last evaluated on 5/7/07.
F	34	P-10 (A)	03/29/08	WAP	/ P08062:01	Remote visual tank wall inspection revealed no areas of concern since last evaluated on 5/7/07.
F	34	P-11 (A)	04/29/08	DP	/ P08096:01-27	Remote visual tank wall inspection revealed no areas of concern since last evaluated on 5/7/07.
F	34	P-12 (A)	03/29/08	WAP	/ P08062:03	Remote visual tank wall inspection revealed no areas of concern since last evaluated on 5/7/07.
F	34	P-13 (A)	03/29/08	WAP	/ P08062:04	Remote visual tank wall inspection revealed no areas of concern since last evaluated on 5/7/07.
F	34	P-14 (A)	03/29/08	WAP	/ P08062:05	Remote visual tank wall inspection revealed no areas of concern since last evaluated on 5/7/07.
F	34	P-15 (A)	03/29/08	WAP	/ P08062:07	Remote visual tank wall inspection revealed no areas of concern since last evaluated on 5/7/07.
F	34	P-16 (A)	04/29/08	DP	/ P08097:01-28	Remote visual tank wall inspection revealed no areas of concern since last evaluated on 5/7/07.
H	35	A-01 (A)	03/08/08	WAP	/ P08010:05	Remote visual tank wall inspection revealed no areas of concern since last evaluated on 1/19/07.
H	35	A-01 (A)	06/03/08	CCTV	/ 1704	Inspection verified that the conditions of the exterior of the sump transfer line jacket from HDB-6 was satisfactory per T-DS-G-00001.

<u>AREA</u>	<u>TANK OR ANCILLARY</u>	<u>ACCESS OPENING (A OR I)</u>	<u>DATE</u>	<u>INSPECTION METHOD IDENTIFICATION NUMBER</u>		<u>REMARKS</u>
H	35	A-02 (A)	03/08/08	WAP	/ P08010:10	Remote visual tank wall inspection revealed no areas of concern since last evaluated on 1/19/07.
H	35	A-03 (A)	03/08/08	WAP	/ P08010:12	Remote visual tank wall inspection revealed no areas of concern since last evaluated on 1/19/07.
H	35	A-04 (A)	03/08/08	WAP	/ P08010:02	Remote visual tank wall inspection revealed no areas of concern since last evaluated on 1/19/07.
H	35	P-01 (A)	03/08/08	WAP	/ P08010:04	Remote visual tank wall inspection revealed no areas of concern since last evaluated on 7/31/07.
H	35	P-02 (A)	03/08/08	WAP	/ P08010:06	Remote visual tank wall inspection revealed no areas of concern since last evaluated on 7/31/07. Stains observed on the secondary vessel wall were due to water inleakage.
H	35	P-03 (A)	03/08/08	WAP	/ P08010:07	Remote visual tank wall inspection revealed no areas of concern since last evaluated on 7/31/07.
H	35	P-04 (A)	03/08/08	WAP	/ P08010:08	Remote visual tank wall inspection revealed no areas of concern since last evaluated on 7/31/07.
H	35	P-05 (A)	03/08/08	WAP	/ P08010:09	Remote visual tank wall inspection revealed no areas of concern since last evaluated on 1/19/07. The annulus jet installed in the F riser was satisfactory per T-DS-G-00043.
H	35	P-06 (A)	05/17/08	DP	/ P08203:01-29	Remote visual tank wall inspection revealed no areas of concern since last evaluated on 1/19/07.
H	35	P-07 (A)	03/08/08	WAP	/ P08010:11	Remote visual tank wall inspection revealed no areas of concern since last evaluated on 1/19/07.

<u>AREA</u>	<u>TANK OR ANCILLARY</u>	<u>ACCESS OPENING (A OR I)</u>	<u>DATE</u>	<u>INSPECTION METHOD IDENTIFICATION NUMBER</u>		<u>REMARKS</u>
H	35	P-08 (A)	05/17/08	DP	/ P08204:01-29	Remote visual tank wall inspection revealed no areas of concern since last evaluated on 1/19/07.
H	35	P-09 (A)	03/08/08	WAP	/ P08010:13	Remote visual tank wall inspection revealed no areas of concern since last evaluated on 1/19/07.
H	35	P-10 (A)	05/17/08	DP	/ P08205:01-27	Remote visual tank wall inspection revealed no areas of concern since last evaluated on 1/19/07.
H	35	P-11 (A)	03/08/08	WAP	/ P08010:01	Remote visual tank wall inspection revealed no areas of concern since last evaluated on 1/19/07.
H	35	P-12 (A)	05/17/08	DP	/ P08206:01-27	Remote visual tank wall inspection revealed no areas of concern since last evaluated on 1/19/07.
H	35	P-13 (A)	03/08/08	WAP	/ P08010:03	Remote visual tank wall inspection revealed no areas of concern since last evaluated on 1/19/07.
H	35	P-14 (A)	05/17/08	DP	/ P08207:01-29	Remote visual tank wall inspection revealed no areas of concern since last evaluated on 1/19/07.
H	35	P-14 (A)	05/17/08	DP	/ P08208:01-28	Remote visual inspection of the secondary vessel wall revealed no areas of concern since last evaluated on 3/13/04.
H	36	A-01 (A)	04/18/08	WAP	/ P08065:01	Remote visual tank wall inspection revealed no areas of concern since last evaluated on 1/23/07.
H	36	A-02 (A)	03/22/08	WAP	/ P08022:01	Remote visual tank wall inspection revealed no areas of concern since last evaluated on 1/23/07.

<u>AREA</u>	<u>TANK OR ANCILLARY</u>	<u>ACCESS OPENING (A OR I)</u>	<u>DATE</u>	<u>INSPECTION METHOD IDENTIFICATION NUMBER</u>		<u>REMARKS</u>
H	36	A-03 (A)	03/22/08	WAP	/ P08022:03	Remote visual tank wall inspection revealed no areas of concern since last evaluated on 1/23/07.
H	36	A-04 (A)	03/22/08	WAP	/ P08022:06	Remote visual tank wall inspection revealed no areas of concern since last evaluated on 1/23/07.
H	36	P-01 (A)	03/22/08	WAP	/ P08022:08	Remote visual tank wall inspection revealed no areas of concern since last evaluated on 7/28/07.
H	36	P-02 (A)	03/22/08	WAP	/ P08022:10	Remote visual tank wall inspection revealed no areas of concern since last evaluated on 7/28/07.
H	36	P-03 (A)	03/22/08	WAP	/ P08022:11	Remote visual tank wall inspection revealed no areas of concern since last evaluated on 7/28/07.
H	36	P-04 (A)	03/22/08	WAP	/ P08022:12	Remote visual tank wall inspection revealed no areas of concern since last evaluated on 7/28/07.
H	36	P-05 (A)	03/22/08	WAP	/ P08022:13	Remote visual tank wall inspection revealed no areas of concern since last evaluated on 1/23/07.
H	36	P-06 (A)	05/18/08	DP	/ P08151:01-31	Remote visual tank wall inspection revealed no areas of concern since last evaluated on 1/23/07. Stains and marks observed on the secondary vessel wall were caused by the inleakage of water.
H	36	P-07 (A)	03/22/08	WAP	/ P08022:02	Remote visual tank wall inspection revealed no areas of concern since last evaluated on 1/23/07. Stains and marks observed on the secondary vessel wall were caused by the inleakage of water.

<u>AREA</u>	<u>TANK OR ANCILLARY</u>	<u>ACCESS OPENING (A OR I)</u>	<u>DATE</u>	<u>INSPECTION METHOD IDENTIFICATION NUMBER</u>		<u>REMARKS</u>
H	36	P-08 (A)	05/18/08	DP	/ P08152:01-35	Remote visual tank wall inspection revealed no areas of concern since last evaluated on 1/23/07.
H	36	P-09 (A)	03/22/08	WAP	/ P08022:04	Remote visual tank wall inspection revealed no areas of concern since last evaluated on 1/23/07.
H	36	P-10 (A)	05/18/08	DP	/ P08153:01-30	Remote visual tank wall inspection revealed no areas of concern since last evaluated on 1/23/07.
H	36	P-11 (A)	03/22/08	WAP	/ P08022:05	Remote visual tank wall inspection revealed no areas of concern since last evaluated on 1/23/07.
H	36	P-12 (A)	05/18/08	DP	/ P08154:01-33	Remote visual tank wall inspection revealed no areas of concern since last evaluated on 1/23/07.
H	36	P-13 (A)	03/22/08	WAP	/ P08022:07	Remote visual tank wall inspection revealed no areas of concern since last evaluated on 1/23/07. The annulus jet installed in the F riser was satisfactory per T-DS-G-00043.
H	36	P-14 (A)	05/18/08	DP	/ P08155:01-31	Remote visual tank wall inspection revealed no areas of concern since last evaluated on 1/23/07.
H	36	P-14 (A)	05/18/08	DP	/ P08156:01-24	Remote visual inspection of the secondary vessel wall revealed no areas of concern since last evaluated on 2/20/07.
H	37	COP#106	07/05/08	DSP	/ P08225:01-08	Inspection of the transfer lines within the clean out port was satisfactory per T-DS-G-00001. The conductivity probe was properly positioned.
H	37	COP#107	07/05/08	DSP	/ P08226:01-07	Inspection of the transfer lines within the clean out port was satisfactory per T-DS-G-00001. The conductivity probe was properly positioned.

<u>AREA</u>	<u>TANK OR ANCILLARY</u>	<u>ACCESS OPENING (A OR I)</u>	<u>DATE</u>	<u>INSPECTION METHOD IDENTIFICATION NUMBER</u>		<u>REMARKS</u>
H	37	COP#108	07/05/08	DSP	/ P08227:01-07	Inspection of the transfer lines within the clean out port was satisfactory per T-DS-G-00001. The conductivity probe was properly positioned.
H	37	A-01 (A)	03/22/08	WAP	/ P08023:08	Remote visual tank wall inspection revealed no areas of concern since last evaluated on 1/23/07.
H	37	A-02 (A)	03/22/08	WAP	/ P08023:13	Remote visual tank wall inspection revealed no areas of concern since last evaluated on 1/23/07.
H	37	A-03 (A)	03/22/08	WAP	/ P08023:02	Remote visual tank wall inspection revealed no areas of concern since last evaluated on 1/23/07.
H	37	A-04 (A)	03/22/08	WAP	/ P08023:05	Remote visual tank wall inspection revealed no areas of concern since last evaluated on 1/23/07.
H	37	P-01 (A)	03/22/08	WAP	/ P08023:07	Remote visual tank wall inspection revealed no areas of concern since last evaluated on 7/30/07.
H	37	P-02 (A)	03/22/08	WAP	/ P08023:09	Remote visual tank wall inspection revealed no areas of concern since last evaluated on 7/30/07. Stains and marks observed on the secondary vessel wall were caused by the inleakage of water.
H	37	P-03 (A)	03/22/08	WAP	/ P08023:10	Remote visual tank wall inspection revealed no areas of concern since last evaluated on 7/30/07.
H	37	P-04 (A)	03/22/08	WAP	/ P08023:11	Remote visual tank wall inspection revealed no areas of concern since last evaluated on 7/30/07. Stains and marks observed on the secondary vessel wall were caused by the inleakage of water.

<u>AREA</u>	<u>TANK OR ANCILLARY</u>	<u>ACCESS OPENING (A OR I)</u>	<u>DATE</u>	<u>INSPECTION METHOD IDENTIFICATION NUMBER</u>		<u>REMARKS</u>
H	37	P-05 (A)	03/22/08	WAP	/ P08023:12	Remote visual tank wall inspection revealed no areas of concern since last evaluated on 7/30/07.
H	37	P-06 (A)	05/18/08	DP	/ P08189:01-27	Remote visual tank wall inspection revealed no areas of concern since last evaluated on 1/23/07.
H	37	P-07 (A)	03/22/08	WAP	/ P08023:01	Remote visual tank wall inspection revealed no areas of concern since last evaluated on 7/30/07.
H	37	P-08 (A)	05/18/08	DP	/ P08190:01-27	Remote visual tank wall inspection revealed no areas of concern since last evaluated on 1/23/07.
H	37	P-09 (A)	03/22/08	WAP	/ P08023:03	Remote visual tank wall inspection revealed no areas of concern since last evaluated on 7/30/07. Mild surface corrosion was observed on the annulus floor.
H	37	P-10 (A)	05/18/08	DP	/ P08191:01-27	Remote visual tank wall inspection revealed no areas of concern since last evaluated on 1/23/07.
H	37	P-11 (A)	03/22/08	WAP	/ P08023:04	Remote visual tank wall inspection revealed no areas of concern since last evaluated on 7/30/07.
H	37	P-12 (A)	05/18/08	DP	/ P08192:01-27	Remote visual tank wall inspection revealed no areas of concern since last evaluated on 1/23/07.
H	37	P-13 (A)	03/22/08	WAP	/ P08023:06	Remote visual tank wall inspection revealed no areas of concern since last evaluated on 7/30/07. The annulus jet installed in the F riser was satisfactory per T-DS-G-00043.
H	37	P-14 (A)	05/18/08	DP	/ P08193:01-27	Remote visual tank wall inspection revealed no areas of concern since last evaluated on 1/23/07.

<u>AREA</u>	<u>TANK OR ANCILLARY</u>	<u>ACCESS OPENING (A OR I)</u>	<u>DATE</u>	<u>INSPECTION METHOD IDENTIFICATION NUMBER</u>		<u>REMARKS</u>
H	37	P-14 (A)	05/18/08	DP	/ P08194:01-24	Remote visual inspection of the secondary vessel wall revealed no areas of concern since last evaluated on 3/8/04.
H	38	A-01 (A)	03/05/08	WAP	/ P08008:03	Remote visual tank wall inspection revealed no areas of concern since last evaluated on 1/25/07.
H	38	A-01 (A)	07/05/08	CCTV	/ 1778	Inspection verified that the conditions of the exterior of the sump transfer line jacket from HDB-07 was satisfactory per T-DS-G-00001.
H	38	A-02 (A)	03/05/08	WAP	/ P08008:01	Remote visual tank wall inspection revealed no areas of concern since last evaluated on 1/26/07.
H	38	A-03 (A)	03/05/08	WAP	/ P08008:02	Remote visual tank wall inspection revealed no areas of concern since last evaluated on 1/26/07.
H	38	A-04 (A)	03/05/08	WAP	/ P08008:04	Remote visual tank wall inspection revealed no areas of concern since last evaluated on 1/25/07. An increase in stains observed on the ventilation duct and annulus floor were due to water inleakage.
H	38	P-01 (A)	03/05/08	WAP	/ P08008:05	Remote visual tank wall inspection revealed no areas of concern since last evaluated on 1/25/07.
H	38	P-02 (A)	03/17/08	WAP	/ P08015:01	Remote visual tank wall inspection revealed no areas of concern since last evaluated on 1/25/07.
H	38	P-03 (A)	03/05/08	WAP	/ P08008:06	Remote visual tank wall inspection revealed no areas of concern since last evaluated on 1/25/07.
H	38	P-04 (A)	03/05/08	WAP	/ P08008:07	Remote visual tank wall inspection revealed no areas of concern since last evaluated on 3/31/07.

<u>AREA</u>	<u>TANK OR ANCILLARY</u>	<u>ACCESS OPENING (A OR I)</u>	<u>DATE</u>	<u>INSPECTION METHOD IDENTIFICATION NUMBER</u>		<u>REMARKS</u>
H	38	P-05 (A)	04/22/08	DP	/ P08073:01-26	Remote visual tank wall inspection revealed no areas of concern since last evaluated on 1/26/07.
H	38	P-05 (A)	04/22/08	DP	/ P08076:01-26	Remote visual inspection of the secondary vessel wall revealed no areas of concern since last evaluated on 1/26/07.
H	38	P-06 (A)	04/22/08	DP	/ P08074:01-27	Remote visual tank wall inspection revealed no areas of concern since last evaluated on 1/26/07.
H	38	P-07 (A)	04/22/08	DP	/ P08075:01-27	Remote visual tank wall inspection revealed no areas of concern since last evaluated on 1/26/07.
H	38	P-08 (A)	04/22/08	DP	/ P08059:01-33	Remote visual tank wall inspection revealed no areas of concern since last evaluated on 1/25/07.
H	38	P-08 (A)	04/22/08	DP	/ P08061:01-33	Remote visual inspection of the secondary vessel wall revealed no areas of concern since last evaluated on 1/26/07.
H	38	P-09 (A)	04/21/08	DP	/ P08060:01-36	Remote visual tank wall inspection revealed no areas of concern since last evaluated on 1/25/07.
H	38	P-10 (A)	03/05/08	WAP	/ P08008:08	Remote visual tank wall inspection revealed no areas of concern since last evaluated on 1/25/07.
H	38	P-11 (A)	03/05/08	WAP	/ P08008:09	Remote visual tank wall inspection revealed no areas of concern since last evaluated on 1/25/07.
H	38	P-12 (A)	03/05/08	WAP	/ P08008:10	Remote visual tank wall inspection revealed no areas of concern since last evaluated on 1/25/07. The annulus jet installed in the F riser was satisfactory per T-DS-G-00043.

<u>AREA</u>	<u>TANK OR ANCILLARY</u>	<u>ACCESS OPENING (A OR I)</u>	<u>DATE</u>	<u>INSPECTION METHOD IDENTIFICATION NUMBER</u>	<u>REMARKS</u>
H	38	P-13 (A)	03/05/08	WAP / P08008:11	Remote visual tank wall inspection revealed no areas of concern since last evaluated on 1/25/07.
H	38	P-14 (A)	03/05/08	WAP / P08008:12	Remote visual tank wall inspection revealed no areas of concern since last evaluated on 1/25/07.
H	39	A-01 (A)	01/30/08	WAP / P08002:01	Remote visual tank wall inspection revealed no areas of concern since last evaluated on 1/26/07. Damp areas observed on the secondary vessel wall were due to the inleakage of water.
H	39	A-01 (A)	07/11/08	CCTV / 1639	Inspection was made to document tank wall conditions and locate origin of inleakage. No inleakage was observed.
H	39	A-01 (A)	07/16/08	CCTV / 1639	Inspection was made to document tank wall conditions. Mild surface corrosion was observed on the middle plate and bottom plate. The annulus fan was out of service for 6 weeks allowing condensation to form on the tank wall.
H	39	A-02 (A)	01/30/08	WAP / P08002:02	Remote visual tank wall inspection revealed no areas of concern since last evaluated on 1/26/07. Damp areas observed on the secondary vessel wall are due to the inleakage of water. The top of the ventilation duct was wet indicating that water is leaking through or around the annulus air outlet.
H	39	A-02 (A)	07/11/08	CCTV / 1639	Inspection was made to document tank wall conditions and locate origin of inleakage. No inleakage was observed.

<u>AREA</u>	<u>TANK OR ANCILLARY</u>	<u>ACCESS OPENING (A OR I)</u>	<u>DATE</u>	<u>INSPECTION METHOD IDENTIFICATION NUMBER</u>	<u>REMARKS</u>
H	39	A-02 (A)	07/16/08	CCTV / 1639	Inspection was made to document tank wall conditions. Mild surface corrosion was observed on the middle plate and bottom plate. The annulus fan was out of service for 6 weeks allowing condensation to form on the tank wall.
H	39	A-03 (A)	01/30/08	WAP / P08002:03	Remote visual tank wall inspection revealed no areas of concern since last evaluated on 1/26/07. Damp areas observed on the secondary vessel wall are due to the inleakage of water.
H	39	A-03 (A)	07/11/08	CCTV / 1639	Inspection was made to document tank wall conditions and locate origin of inleakage. No inleakage was observed.
H	39	A-03 (A)	07/16/08	CCTV / 1639	Inspection was made to document tank wall conditions. Mild surface corrosion was observed on the middle plate and bottom plate. The annulus fan was out of service for a short period (6 weeks) of the time allowing condensation to form on the tank wall.
H	39	A-04 (A)	01/30/08	WAP / P08002:04	Remote visual tank wall inspection revealed no areas of concern since last evaluated on 1/26/07.
H	39	A-04 (A)	07/11/08	CCTV / 1639	Inspection was made to document tank wall conditions and locate origin of inleakage. No inleakage was observed.
H	39	A-04 (A)	07/16/08	CCTV / 1639	Inspection was made to document tank wall conditions. Mild surface corrosion was observed on the middle plate and bottom plate. The annulus fan was out of service for 6 weeks allowing condensation to form on the tank wall.

<u>AREA</u>	<u>TANK OR ANCILLARY</u>	<u>ACCESS OPENING (A OR I)</u>	<u>DATE</u>	<u>INSPECTION METHOD IDENTIFICATION NUMBER</u>		<u>REMARKS</u>
H	39	P-01 (A)	04/23/08	DP	/ P08144:01-30	Remote visual inspection of the secondary vessel wall revealed no areas of concern since last evaluated on 1/26/07.
H	39	P-01 (A)	04/29/08	DP	/ P08143:01-29	Remote visual tank wall inspection revealed no areas of concern since last evaluated on 1/26/07. The annulus jet installed in the F riser was satisfactory per T-DS-G-00043. Mild surface corrosion was observed on the primary vessel wall.
H	39	P-02 (A)	01/30/08	WAP	/ P08002:05	Remote visual tank wall inspection revealed no areas of concern since last evaluated on 7/05/07.
H	39	P-03 (A)	04/29/08	DP	/ P08145:01-27	Remote visual tank wall inspection revealed no areas of concern since last evaluated on 1/26/07. Stains and marks observed on the annulus floor were caused by the inleakage of water. Mild surface corrosion was observed on the primary vessel wall.
H	39	P-04 (A)	01/30/08	WAP	/ P08002:06	Remote visual tank wall inspection revealed no areas of concern since last evaluated on 7/05/07. Damp areas observed on the secondary vessel wall are due to the inleakage of water and wet area on annulus floor beneath the riser plug indicates that water is leaking through the riser plug gasket.
H	39	P-05 (A)	04/23/08	DP	/ P08147:01-30	Remote visual inspection of the secondary vessel wall revealed no areas of concern since last evaluated on 1/26/07.
H	39	P-05 (A)	04/29/08	DP	/ P08146:01-28	Remote visual tank wall inspection revealed no areas of concern since last evaluated on 1/26/07. Mild surface corrosion was observed on the primary vessel wall.

<u>AREA</u>	<u>TANK OR ANCILLARY</u>	<u>ACCESS OPENING (A OR I)</u>	<u>DATE</u>	<u>INSPECTION METHOD IDENTIFICATION NUMBER</u>	<u>REMARKS</u>
H	39	P-06 (A)	01/30/08	WAP / P08002:07	Remote visual tank wall inspection revealed no areas of concern since last evaluated on 1/26/07. Wet area on annulus floor beneath the riser plug indicates that water is leaking through the riser plug gasket.
H	39	P-07 (A)	04/29/08	DP / P08148:01-28	Remote visual tank wall inspection revealed no areas of concern since last evaluated on 1/26/07. Mild surface corrosion was observed on the primary vessel wall. An increase in stains and marks caused by water inleakage was observed.
H	39	P-08 (A)	04/29/08	DP / P08149:01-29	Remote visual tank wall inspection revealed no areas of concern since last evaluated on 1/26/07. Mild surface corrosion was observed on the primary vessel wall.
H	39	P-08 (A)	04/29/08	DP / P08150:01-30	Remote visual inspection of the secondary vessel wall revealed no areas of concern since last evaluated on 1/26/07.
H	39	P-09 (A)	01/30/08	WAP / P08002:08	Remote visual tank wall inspection revealed no areas of concern since last evaluated on 1/26/07. Damp areas observed on the secondary vessel wall were due to the inleakage of water.
H	39	P-10 (A)	01/30/08	WAP / P08002:09	Remote visual tank wall inspection revealed no areas of concern since last evaluated on 7/05/07. Damp areas observed on the secondary vessel wall were due to the inleakage of water and wet area on annulus floor beneath the riser plug indicates that water is leaking through the riser plug gasket.
H	39	P-11 (A)	01/30/08	WAP / P08002:10	Remote visual tank wall inspection revealed no areas of concern since last evaluated on 1/26/07. A wet area on the annulus floor beneath the riser plug indicates that water is leaking through the riser plug gasket.

<u>AREA</u>	<u>TANK OR ANCILLARY</u>	<u>ACCESS OPENING (A OR I)</u>	<u>DATE</u>	<u>INSPECTION METHOD IDENTIFICATION NUMBER</u>		<u>REMARKS</u>
H	39	P-12 (A)	01/30/08	WAP	/ P08002:11	Remote visual tank wall inspection revealed no areas of concern since last evaluated on 1/26/07. A wet area on the annulus floor beneath the riser plug indicates that water is leaking through the riser plug gasket.
H	39	P-13 (A)	01/30/08	WAP	/ P08002:12	Remote visual tank wall inspection revealed no areas of concern since last evaluated on 1/26/07. Damp areas observed on the secondary vessel wall were due to the inleakage of water.
H	39	P-14 (A)	01/30/08	WAP	/ P08002:13	Remote visual tank wall inspection revealed no areas of concern since last evaluated on 1/26/07. Damp areas observed on the secondary vessel wall were due to the inleakage of water. A wet area on the annulus floor beneath the riser plug indicates that water is leaking through the riser plug gasket.
H	40	A-01 (A)	02/17/08	WAP	/ P08004:01	Remote visual tank wall inspection revealed no areas of concern since last evaluated on 01/27/07.
H	40	A-02 (A)	02/17/08	WAP	/ P08004:02	Remote visual tank wall inspection revealed no areas of concern since last evaluated on 1/27/07.
H	40	A-03 (A)	02/17/08	WAP	/ P08004:03	Remote visual tank wall inspection revealed no areas of concern since last evaluated on 1/27/07.
H	40	A-04 (A)	02/17/08	WAP	/ P08004:04	Remote visual tank wall inspection revealed no areas of concern since last evaluated on 1/27/07.
H	40	P-01 (A)	04/27/08	DP	/ P08084:01-25	Remote visual tank wall inspection revealed no areas of concern since last evaluated on 1/27/07. The annulus jet installed in the F riser was satisfactory per T-DS-G-00043.

<u>AREA</u>	<u>TANK OR ANCILLARY</u>	<u>ACCESS OPENING (A OR I)</u>	<u>DATE</u>	<u>INSPECTION METHOD IDENTIFICATION NUMBER</u>		<u>REMARKS</u>
H	40	P-01 (A)	04/27/08	DP	/ P08085:01-26	Remote visual inspection of the secondary vessel wall revealed no areas of concern since last evaluated on 1/27/07.
H	40	P-02 (A)	04/27/08	DP	/ P08086:01-30	Remote visual tank wall inspection revealed no areas of concern since last evaluated on 1/27/07.
H	40	P-03 (A)	04/27/08	DP	/ P08087:01-26	Remote visual tank wall inspection revealed no areas of concern since last evaluated on 1/27/07.
H	40	P-04 (A)	02/17/08	WAP	/ P08004:07	Remote visual tank wall inspection revealed no areas of concern since last evaluated on 1/27/07.
H	40	P-05 (A)	02/17/08	WAP	/ P08004:08	Remote visual tank wall inspection revealed no areas of concern since last evaluated on 1/27/07.
H	40	P-06 (A)	02/17/08	WAP	/ P08004:09	Remote visual tank wall inspection revealed no areas of concern since last evaluated on 1/27/07.
H	40	P-07 (A)	04/27/08	DP	/ P08088:01-27	Remote visual tank wall inspection revealed no areas of concern since last evaluated on 1/27/07.
H	40	P-08 (A)	02/17/08	WAP	/ P08004:06	Remote visual tank wall inspection revealed no areas of concern since last evaluated on 1/27/07.
H	40	P-09 (A)	04/27/08	DP	/ P08089:01-28	Remote visual tank wall inspection revealed no areas of concern since last evaluated on 1/27/07.
H	40	P-09 (A)	04/27/08	DP	/ P08090:01-27	Remote visual inspection of the secondary vessel wall revealed no areas of concern since last evaluated on 1/27/07.

<u>AREA</u>	<u>TANK OR ANCILLARY</u>	<u>ACCESS OPENING (A OR I)</u>	<u>DATE</u>	<u>INSPECTION METHOD</u>		<u>IDENTIFICATION NUMBER</u>	<u>REMARKS</u>
H	40	P-10 (A)	02/17/08	WAP	/	P08004:05	Remote visual tank wall inspection revealed no areas of concern since last evaluated on 7/1/07.
H	40	P-11 (A)	02/17/08	WAP	/	P08004:10	Remote visual tank wall inspection revealed no areas of concern since last evaluated on 1/27/07.
H	40	P-12 (A)	02/17/08	WAP	/	P08004:11	Remote visual tank wall inspection revealed no areas of concern since last evaluated on 1/27/07.
H	40	P-13 (A)	02/17/08	WAP	/	P08004:12	Remote visual tank wall inspection revealed no areas of concern since last evaluated on 1/27/07.
H	40	P-14 (A)	02/17/08	WAP	/	P08004:13	Remote visual tank wall inspection revealed no areas of concern since last evaluated on 1/27/07.
H	41	A-01 (A)	03/05/08	WAP	/	P08007:04	Remote visual tank wall inspection revealed no areas of concern since last evaluated on 1/27/07. The annulus jet installed in the F riser was satisfactory per T-DS-G-00043.
H	41	A-02 (A)	03/05/08	WAP	/	P08007:05	Remote visual tank wall inspection revealed no areas of concern since last evaluated on 1/27/07.
H	41	A-03 (A)	03/05/08	WAP	/	P08007:06	Remote visual tank wall inspection revealed no areas of concern since last evaluated on 1/29/07.
H	41	A-04 (A)	03/05/08	WAP	/	P08007:07	Remote visual tank wall inspection revealed no areas of concern since last evaluated on 1/27/07.
H	41	P-01 (A)	03/05/08	WAP	/	P08007:01	Remote visual tank wall inspection revealed no areas of concern since last evaluated on 3/21/07.

<u>AREA</u>	<u>TANK OR ANCILLARY</u>	<u>ACCESS OPENING (A OR I)</u>	<u>DATE</u>	<u>INSPECTION METHOD IDENTIFICATION NUMBER</u>		<u>REMARKS</u>
H	41	P-02 (A)	03/05/08	WAP	/ P08007:02	Remote visual tank wall inspection revealed no areas of concern since last evaluated on 3/21/07.
H	41	P-03 (A)	03/05/08	WAP	/ P08007:03	Remote visual tank wall inspection revealed no areas of concern since last evaluated on 3/21/07.
H	41	P-04 (A)	02/16/08	WAP	/ P08006:01	Remote visual tank wall inspection revealed no areas of concern since last evaluated on 3/21/07.
H	41	P-05 (A)	04/28/08	DP	/ P08098:01-29	Remote visual tank wall inspection revealed no areas of concern since last evaluated on 1/27/07.
H	41	P-05 (A)	04/28/08	DP	/ P08099:01-26	Remote visual inspection of the secondary vessel wall revealed no areas of concern since last evaluated on 1/3/04.
H	41	P-06 (A)	04/28/08	DP	/ P08100:01-28	Remote visual tank wall inspection revealed no areas of concern since last evaluated on 1/27/07.
H	41	P-07 (A)	04/28/08	DP	/ P08101:01-28	Remote visual tank wall inspection revealed no areas of concern since last evaluated on 1/29/07.
H	41	P-08 (A)	04/28/08	DP	/ P08102:01-27	Remote visual tank wall inspection revealed no areas of concern since last evaluated on 1/27/07.
H	41	P-09 (A)	04/28/08	DP	/ P08103:01-31	Remote visual tank wall inspection revealed no areas of concern since last evaluated on 1/27/07.
H	41	P-09 (A)	04/28/08	DP	/ P08104:01-27	Remote visual inspection of the secondary vessel wall revealed no areas of concern since last evaluated on 1/3/04.

<u>AREA</u>	<u>TANK OR ANCILLARY</u>	<u>ACCESS OPENING (A OR I)</u>	<u>DATE</u>	<u>INSPECTION METHOD IDENTIFICATION NUMBER</u>		<u>REMARKS</u>
H	41	P-10 (A)	11/05/08	WAP	/ P08309:01-02	Remote visual tank wall inspection revealed no areas of concern since last evaluated on 1/27/07.
H	41	P-11 (A)	11/05/08	WAP	/ P08309:03	Remote visual tank wall inspection revealed no areas of concern since last evaluated on 1/27/07.
H	41	P-12 (A)	02/16/08	WAP	/ P08006:02	Remote visual tank wall inspection revealed no areas of concern since last evaluated on 1/27/07.
H	41	P-13 (A)	02/16/08	WAP	/ P08006:03	Remote visual tank wall inspection revealed no areas of concern since last evaluated on 1/27/07.
H	41	P-14 (A)	02/16/08	WAP	/ P08006:04	Remote visual tank wall inspection revealed no areas of concern since last evaluated on 1/27/07.
H	42	A-01 (A)	03/06/08	WAP	/ P08012:04	Remote visual tank wall inspection revealed no areas of concern since last evaluated on 1/29/07.
H	42	A-02 (A)	03/06/08	WAP	/ P08012:12	Remote visual tank wall inspection revealed no areas of concern since last evaluated on 1/29/07.
H	42	A-03 (A)	03/06/08	WAP	/ P08012:15	Remote visual tank wall inspection revealed no areas of concern since last evaluated on 1/29/07.
H	42	A-04 (A)	03/06/08	WAP	/ P08012:08	Remote visual tank wall inspection revealed no areas of concern since last evaluated on 1/29/07.
H	42	P-01 (A)	03/06/08	WAP	/ P08012:03	Remote visual tank wall inspection revealed no areas of concern since last evaluated on 6/19/07. The annulus transfer jet installed in the F riser was satisfactory per T-DS-G-00043.

<u>AREA</u>	<u>TANK OR ANCILLARY</u>	<u>ACCESS OPENING (A OR I)</u>	<u>DATE</u>	<u>INSPECTION METHOD IDENTIFICATION NUMBER</u>		<u>REMARKS</u>
H	42	P-02 (A)	03/06/08	WAP	/ P08012:02	Remote visual tank wall inspection revealed no areas of concern since last evaluated on 6/19/07.
H	42	P-03 (A)	03/06/08	WAP	/ P08012:01	Remote visual tank wall inspection revealed no areas of concern since last evaluated on 1/29/07.
H	42	P-04 (A)	04/28/08	DP	/ P08105:01-26	Remote visual tank wall inspection revealed no areas of concern since last evaluated on 1/29/07.
H	42	P-05 (A)	04/28/08	DP	/ P08106:01-30	Remote visual tank wall inspection revealed no areas of concern since last evaluated on 1/29/07. An increase in stains observed on the annulus floor was due to water inleakage.
H	42	P-05 (A)	04/28/08	DP	/ P08108:01-28	Remote visual inspection of the secondary vessel wall revealed no areas of concern since last evaluated on 1/19/04.
H	42	P-06 (A)	03/06/08	WAP	/ P08012:13	Remote visual tank wall inspection revealed no areas of concern since last evaluated on 1/29/07.
H	42	P-07 (A)	03/06/08	WAP	/ P08012:14	Remote visual tank wall inspection revealed no areas of concern since last evaluated on 1/29/07.
H	42	P-08 (A)	04/28/08	DP	/ P08107:01-27	Remote visual tank wall inspection revealed no areas of concern since last evaluated on 1/29/07.
H	42	P-09 (A)	03/06/08	WAP	/ P08012:07	Remote visual tank wall inspection revealed no areas of concern since last evaluated on 6/19/07.
H	42	P-10 (A)	03/06/08	WAP	/ P08012:06	Remote visual tank wall inspection revealed no areas of concern since last evaluated on 6/19/07.

<u>AREA</u>	<u>TANK OR ANCILLARY</u>	<u>ACCESS OPENING (A OR I)</u>	<u>DATE</u>	<u>INSPECTION METHOD IDENTIFICATION NUMBER</u>	<u>REMARKS</u>
H	42	P-11 (A)	03/06/08	WAP / P08012:09	Remote visual tank wall inspection revealed no areas of concern since last evaluated on 1/29/07.
H	42	P-12 (A)	03/06/08	WAP / P08012:10	Remote visual tank wall inspection revealed no areas of concern since last evaluated on 1/29/07.
H	42	P-13 (A)	03/06/08	WAP / P08012:11	Remote visual tank wall inspection revealed no areas of concern since last evaluated on 1/29/07.
H	42	P-14 (A)	03/06/08	WAP / P08012:05	Remote visual tank wall inspection revealed no areas of concern since last evaluated on 1/29/07.
H	43	A-01 (A)	02/17/08	WAP / P08003:08	Remote visual tank wall inspection revealed no areas of concern since last evaluated on 1/28/07. The annulus jet installed in the F riser was satisfactory per T-DS-G-00043.
H	43	A-02 (A)	02/17/08	WAP / P08003:11	Remote visual tank wall inspection revealed no areas of concern since last evaluated on 1/28/07.
H	43	A-03 (A)	02/17/08	WAP / P08003:01	Remote visual tank wall inspection revealed no areas of concern since last evaluated on 1/28/07.
H	43	A-04 (A)	02/17/08	WAP / P08003:03	Remote visual tank wall inspection revealed no areas of concern since last evaluated on 1/29/07.
H	43	P-01 (A)	02/17/08	WAP / P08003:09	Remote visual tank wall inspection revealed no areas of concern since last evaluated on 4/9/07. The annulus jet installed in the F riser was satisfactory per T-DS-G-00043.
H	43	P-02 (A)	02/17/08	WAP / P08003:10	Remote visual tank wall inspection revealed no areas of concern since last evaluated on 4/9/07.

<u>AREA</u>	<u>TANK OR ANCILLARY</u>	<u>ACCESS OPENING (A OR I)</u>	<u>DATE</u>	<u>INSPECTION METHOD IDENTIFICATION NUMBER</u>		<u>REMARKS</u>
H	43	P-03 (A)	04/22/08	WAP	/ P08067:01	Remote visual tank wall inspection revealed no areas of concern since last evaluated on 4/9/07.
H	43	P-04 (A)	02/17/08	WAP	/ P08003:12	Remote visual tank wall inspection revealed no areas of concern since last evaluated on 7/5/07.
H	43	P-05 (A)	04/29/08	DP	/ P08137:01-27	Remote visual tank wall inspection revealed no areas of concern since last evaluated on 1/28/07.
H	43	P-06 (A)	04/29/08	DP	/ P08138:01-26	Remote visual tank wall inspection revealed no areas of concern since last evaluated on 1/28/07.
H	43	P-07 (A)	04/29/08	DP	/ P08139:01-29	Remote visual tank wall inspection revealed no areas of concern since last evaluated on 1/29/07.
H	43	P-08 (A)	04/29/08	DP	/ P08140:01-28	Remote visual tank wall inspection revealed no areas of concern since last evaluated on 1/28/07.
H	43	P-08 (A)	04/29/08	DP	/ P08141:01-26	Remote visual inspection of the secondary vessel wall revealed no areas of concern since last evaluated on 1/17/04.
H	43	P-09 (A)	04/29/08	DP	/ P08142:01-26	Remote visual tank wall inspection revealed no areas of concern since last evaluated on 1/28/07.
H	43	P-10 (A)	02/17/08	WAP	/ P08003:02	Remote visual tank wall inspection revealed no areas of concern since last evaluated on 1/28/07.
H	43	P-11 (A)	02/17/08	WAP	/ P08003:04	Remote visual tank wall inspection revealed no areas of concern since last evaluated on 1/28/07.

<u>AREA</u>	<u>TANK OR ANCILLARY</u>	<u>ACCESS OPENING (A OR I)</u>	<u>DATE</u>	<u>INSPECTION METHOD IDENTIFICATION NUMBER</u>		<u>REMARKS</u>
H	43	P-12 (A)	02/17/08	WAP	/ P08003:05	Remote visual tank wall inspection revealed no areas of concern since last evaluated on 1/28/07.
H	43	P-13 (A)	02/17/08	WAP	/ P08003:06	Remote visual tank wall inspection revealed no areas of concern since last evaluated on 1/28/07.
H	43	P-14 (A)	02/17/08	WAP	/ P08003:07	Remote visual tank wall inspection revealed no areas of concern since last evaluated on 1/28/07.
F	44	COP#30	05/24/08	DSP	/ P08164:01-04	Inspection of the transfer lines within the cleanout port was satisfactory per T-DS-G-00001.
F	44	A-01 (A)	03/23/08	WAP	/ P08030:02	Remote visual tank wall inspection revealed no areas of concern since last evaluated on 2/20/07. An increase in stains observed on the secondary vessel wall and the ventilation duct was due to water leakage.
F	44	A-02 (A)	03/23/08	WAP	/ P08030:08	Remote visual tank wall inspection revealed no areas of concern since last evaluated on 2/20/07. An increase in stains observed on the secondary vessel wall was due to water leakage.
F	44	A-03 (A)	03/23/08	WAP	/ P08030:12	Remote visual tank wall inspection revealed no areas of concern since last evaluated on 2/20/07. An increase in stains observed on the secondary vessel wall and the ventilation duct was due to water leakage. The annulus jet installed in the F riser was satisfactory per T-DS-G-00043.
F	44	A-04 (A)	03/23/08	WAP	/ P08030:13	Remote visual tank wall inspection revealed no areas of concern since last evaluated on 2/20/07. An increase in stains observed on the secondary vessel wall and the ventilation duct was due to water leakage.

<u>AREA</u>	<u>TANK OR ANCILLARY</u>	<u>ACCESS OPENING (A OR I)</u>	<u>DATE</u>	<u>INSPECTION METHOD IDENTIFICATION NUMBER</u>	<u>REMARKS</u>
F	44	P-01 (A)	03/23/08	WAP / P08030:01	Remote visual tank wall inspection revealed no areas of concern since last evaluated on 2/20/07. An increase in stains observed on the secondary vessel wall and the ventilation duct was due to water inleakage.
F	44	P-02 (A)	03/23/08	WAP / P08030:03	Remote visual tank wall inspection revealed no areas of concern since last evaluated on 2/20/07. An increase in stains observed on the secondary vessel wall and the ventilation duct was due to water inleakage.
F	44	P-03 (A)	03/23/08	WAP / P08030:04	Remote visual tank wall inspection revealed no areas of concern since last evaluated on 6/16/07. An increase in stains observed on the secondary vessel wall and the ventilation duct was due to water inleakage.
F	44	P-04 (A)	03/23/08	WAP / P08030:05	Remote visual tank wall inspection revealed no areas of concern since last evaluated on 6/16/07. An increase in stains observed on the secondary vessel wall and the ventilation duct was due to water inleakage.
F	44	P-05 (A)	03/23/08	WAP / P08030:06	Remote visual tank wall inspection revealed no areas of concern since last evaluated on 6/16/07.
F	44	P-06 (A)	03/23/08	WAP / P08030:07	Remote visual tank wall inspection revealed no areas of concern since last evaluated on 6/16/07. An increase in stains observed on the secondary vessel wall was due to water inleakage.
F	44	P-07 (A)	03/23/08	WAP / P08030:09	Remote visual tank wall inspection revealed no areas of concern since last evaluated on 6/16/07. An increase in stains observed on the secondary vessel wall and the ventilation duct was due to water inleakage.

<u>AREA</u>	<u>TANK OR ANCILLARY</u>	<u>ACCESS OPENING (A OR I)</u>	<u>DATE</u>	<u>INSPECTION METHOD IDENTIFICATION NUMBER</u>	<u>REMARKS</u>
F	44	P-08 (A)	03/23/08	WAP / P08030:10	Remote visual tank wall inspection revealed no areas of concern since last evaluated on 2/20/07. An increase in stains observed on the secondary vessel wall was due to water leakage.
F	44	P-09 (A)	03/23/08	WAP / P08030:11	Remote visual tank wall inspection revealed no areas of concern since last evaluated on 2/20/07. An increase in stains observed on the secondary vessel wall was due to water leakage.
F	44	P-10 (A)	03/18/08	DP / P08016:01-28	Remote visual tank wall inspection revealed no areas of concern since last evaluated on 2/20/07. Mild surface corrosion was observed on the upper plates on the primary vessel wall.
F	44	P-11 (A)	03/18/08	DP / P08017:01-28	Remote visual tank wall inspection revealed no areas of concern since last evaluated on 2/20/07. Mild surface corrosion was observed on the upper plates of the primary vessel wall. Stains and marks observed on the secondary vessel wall, annulus floor and top of the ventilation duct were due to the inleakage of water.
F	44	P-12 (A)	03/18/08	DP / P08018:01-28	Remote visual tank wall inspection revealed no areas of concern since last evaluated on 2/20/07. Mild surface corrosion was observed on the upper plates of the primary vessel wall. Stains and marks observed on the secondary vessel wall, annulus floor and top of the ventilation duct were due to the inleakage of water.
F	44	P-12 (A)	03/18/08	DP / P08019:01-26	Remote visual inspection of the secondary vessel wall revealed no areas of concern since last evaluated on 3/17/04.

<u>AREA</u>	<u>TANK OR ANCILLARY</u>	<u>ACCESS OPENING (A OR I)</u>	<u>DATE</u>	<u>INSPECTION METHOD IDENTIFICATION NUMBER</u>		<u>REMARKS</u>
F	44	P-13 (A)	03/18/08	DP	/ P08020:01-27	Remote visual tank wall inspection revealed no areas of concern since last evaluated on 2/20/07. Mild surface corrosion was observed on the upper plates of the primary vessel wall. Stains and marks observed on the secondary vessel wall, annulus floor and top of the ventilation duct were due to the inleakage of water.
F	44	P-14 (A)	03/18/08	DP	/ P08021:01-28	Remote visual tank wall inspection revealed no areas of concern since last evaluated on 2/20/07. Mild surface corrosion was observed on the upper plates of the primary vessel wall. Stains and marks observed on the secondary vessel wall, annulus floor and top of the ventilation duct were due to the inleakage of water.
F	45	A-01 (A)	03/23/08	WAP	/ P08031:08	Remote visual tank wall inspection revealed no areas of concern since last evaluated on 2/18/07.
F	45	A-02 (A)	01/28/08	CCTV	/ 1729	The conductivity probe was properly deployed per J-JX-G-0001.
F	45	A-02 (A)	03/23/08	WAP	/ P08031:01	Remote visual tank wall inspection revealed no areas of concern since last evaluated on 2/18/07.
F	45	A-03 (A)	01/27/08	CCTV	/ 1729	The conductivity probe was properly deployed per J-JX-G-0001.
F	45	A-03 (A)	03/23/08	WAP	/ P08031:05	Remote visual tank wall inspection revealed no areas of concern since last evaluated on 2/18/07. The annulus jet installed in the F riser was satisfactory per T-DS-G-00043.
F	45	A-04 (A)	01/28/08	CCTV	/ 1729	The conductivity probe was properly deployed per J-JX-G-0001.

<u>AREA</u>	<u>TANK OR ANCILLARY</u>	<u>ACCESS OPENING (A OR I)</u>	<u>DATE</u>	<u>INSPECTION METHOD IDENTIFICATION NUMBER</u>		<u>REMARKS</u>
F	45	A-04 (A)	03/23/08	WAP	/ P08031:06	Remote visual tank wall inspection revealed no areas of concern since last evaluated on 2/18/07.
F	45	P-01 (A)	03/23/08	WAP	/ P08031:07	Remote visual tank wall inspection revealed no areas of concern since last evaluated on 2/18/07.
F	45	P-02 (A)	03/23/08	WAP	/ P08031:09	Remote visual tank wall inspection revealed no areas of concern since last evaluated on 2/18/07.
F	45	P-03 (A)	03/23/08	WAP	/ P08031:10	Remote visual tank wall inspection revealed no areas of concern since last evaluated on 6/16/07.
F	45	P-04 (A)	03/26/08	WAP	/ P08055:01	Remote visual tank wall inspection revealed no areas of concern since last evaluated on 6/16/07.
F	45	P-05 (A)	03/26/08	WAP	/ P08055:02	Remote visual tank wall inspection revealed no areas of concern since last evaluated on 6/16/07.
F	45	P-06 (A)	03/26/08	WAP	/ P08055:03	Remote visual tank wall inspection revealed no areas of concern since last evaluated on 6/16/07.
F	45	P-07 (A)	03/23/08	WAP	/ P08031:02	Remote visual tank wall inspection revealed no areas of concern since last evaluated on 6/16/07.
F	45	P-08 (A)	03/23/08	WAP	/ P08031:03	Remote visual tank wall inspection revealed no areas of concern since last evaluated on 2/18/07.
F	45	P-09 (A)	03/23/08	WAP	/ P08031:04	Remote visual tank wall inspection revealed no areas of concern since last evaluated on 2/18/07.

<u>AREA</u>	<u>TANK OR ANCILLARY</u>	<u>ACCESS OPENING (A OR I)</u>	<u>DATE</u>	<u>INSPECTION METHOD IDENTIFICATION NUMBER</u>		<u>REMARKS</u>
F	45	P-10 (A)	03/24/08	DP	/ P08032:01-29	Remote visual tank wall inspection revealed no areas of concern since last evaluated on 2/18/07.
F	45	P-11 (A)	03/24/08	DP	/ P08033:01-28	Remote visual tank wall inspection revealed no areas of concern since last evaluated on 2/18/07.
F	45	P-12 (A)	03/24/08	DP	/ P08035:01-28	Remote visual inspection of the secondary vessel wall revealed no areas of concern since last evaluated on 2/18/07.
F	45	P-12 (A)	03/24/08	DP	/ P08034:01-26	Remote visual tank wall inspection revealed no areas of concern since last evaluated on 3/14/04.
F	45	P-13 (A)	03/24/08	DP	/ P08036:01-27	Remote visual tank wall inspection revealed no areas of concern since last evaluated on 2/18/07.
F	45	P-14 (A)	03/24/08	DP	/ P08037:01-31	Remote visual tank wall inspection revealed no areas of concern since last evaluated on 2/18/07.
F	46	A-01 (A)	03/13/08	WAP	/ P08013:10	Remote visual tank wall inspection revealed no areas of concern since last evaluated on 2/18/07.
F	46	A-02 (A)	03/13/08	WAP	/ P08013:01	Remote visual tank wall inspection revealed no areas of concern since last evaluated on 2/18/07.
F	46	A-03 (A)	03/13/08	WAP	/ P08013:04	Remote visual tank wall inspection revealed no areas of concern since last evaluated on 2/18/07.
F	46	A-04 (A)	03/13/08	WAP	/ P08013:07	Remote visual tank wall inspection revealed no areas of concern since last evaluated on 2/18/07.

<u>AREA</u>	<u>TANK OR ANCILLARY</u>	<u>ACCESS OPENING (A OR I)</u>	<u>DATE</u>	<u>INSPECTION METHOD IDENTIFICATION NUMBER</u>		<u>REMARKS</u>
F	46	P-01 (A)	03/13/08	WAP	/ P08013:09	Remote visual tank wall inspection revealed no areas of concern since last evaluated on 2/18/07.
F	46	P-02 (A)	03/13/08	WAP	/ P08013:08	Remote visual tank wall inspection revealed no areas of concern since last evaluated on 2/18/07.
F	46	P-03 (A)	03/26/08	WAP	/ P08056:01	Remote visual tank wall inspection revealed no areas of concern since last evaluated on 6/15/07
F	46	P-04 (A)	03/13/08	WAP	/ P08013:06	Remote visual tank wall inspection revealed no areas of concern since last evaluated on 7/7/07. Stains and marks observed on the secondary vessel wall had increased due to the inleakage of water.
F	46	P-05 (A)	03/26/08	WAP	/ P08056:02	Remote visual tank wall inspection revealed no areas of concern since last evaluated on 6/15/07.
F	46	P-06 (A)	03/13/08	WAP	/ P08013:05	Remote visual tank wall inspection revealed no areas of concern since last evaluated on 6/15/07.
F	46	P-07 (A)	03/13/08	WAP	/ P08013:03	Remote visual tank wall inspection revealed no areas of concern since last evaluated on 6/15/07. The annulus jet installed in the F riser was satisfactory per T-DS-G-00043.
F	46	P-08 (A)	03/26/08	WAP	/ P08056:03	Remote visual tank wall inspection revealed no areas of concern since last evaluated on 2/18/07.
F	46	P-09 (A)	03/13/08	WAP	/ P08013:02	Remote visual tank wall inspection revealed no areas of concern since last evaluated on 2/18/07.

<u>AREA</u>	<u>TANK OR ANCILLARY</u>	<u>ACCESS OPENING (A OR I)</u>	<u>DATE</u>	<u>INSPECTION METHOD IDENTIFICATION NUMBER</u>	<u>REMARKS</u>
F	46	P-10 (A)	03/24/08	DP / P08038:01-27	Remote visual tank wall inspection revealed no areas of concern since last evaluated on 2/18/07. Stains and marks observed on the annulus floor and top of the ventilation duct were caused by the inleakage of water.
F	46	P-11 (A)	03/24/08	DP / P08039:01-28	Remote visual tank wall inspection revealed no areas of concern since last evaluated on 2/18/07.
F	46	P-12 (A)	03/24/08	DP / P08040:01-28	Remote visual tank wall inspection revealed no areas of concern since last evaluated on 2/18/07.
F	46	P-12 (A)	03/24/08	DP / P08041:01-28	Remote visual inspection of the secondary vessel wall revealed no areas of concern since last evaluated on 3/18/04.
F	46	P-13 (A)	03/24/08	DP / P08042:01-28	Remote visual tank wall inspection revealed no areas of concern since last evaluated on 2/18/07.
F	46	P-14 (A)	03/24/08	DP / P08043:01-27	Remote visual tank wall inspection revealed no areas of concern since last evaluated on 2/18/07.
F	47	COP#31	05/24/08	DSP / P08165:01-06	Inspection of the transfer lines within the cleanout port was satisfactory per T-DS-G-00001.
F	47	A-01 (A)	02/16/08	WAP / P08005:13	Remote visual tank wall inspection revealed no areas of concern since last evaluated on 2/18/07.
F	47	A-02 (A)	02/16/08	WAP / P08005:12	Remote visual tank wall inspection revealed no areas of concern since last evaluated on 2/18/07.

<u>AREA</u>	<u>TANK OR ANCILLARY</u>	<u>ACCESS OPENING (A OR I)</u>	<u>DATE</u>	<u>INSPECTION METHOD IDENTIFICATION NUMBER</u>	<u>REMARKS</u>
F	47	A-03 (A)	02/16/08	WAP / P08005:08	Remote visual tank wall inspection revealed no areas of concern since last evaluated on 2/18/07. Stains observed on the secondary vessel wall and annulus floor wall were caused by water inleakage.
F	47	A-04 (A)	02/16/08	WAP / P08005:03	Remote visual tank wall inspection revealed no areas of concern since last evaluated on 2/18/07.
F	47	P-01 (A)	02/16/08	WAP / P08005:01	Remote visual tank wall inspection revealed no areas of concern since last evaluated on 2/18/07.
F	47	P-02 (A)	02/16/08	WAP / P08005:02	Remote visual tank wall inspection revealed no areas of concern since last evaluated on 2/18/07.
F	47	P-03 (A)	02/16/08	WAP / P08005:04	Remote visual tank wall inspection revealed no areas of concern since last evaluated on 6/14/07.
F	47	P-04 (A)	02/16/08	WAP / P08005:05	Remote visual tank wall inspection revealed no areas of concern since last evaluated on 6/14/07. Stains observed on the secondary vessel wall and ventilation duct were caused by water inleakage.
F	47	P-05 (A)	02/16/08	WAP / P08005:06	Remote visual tank wall inspection revealed no areas of concern since last evaluated on 7/7/07. Stains observed on the secondary vessel wall, ventilation duct, and annulus floor were caused by water inleakage. Leaked chromate deposits on the tank wall had been reconfigured due to water inleakage.

<u>AREA</u>	<u>TANK OR ANCILLARY</u>	<u>ACCESS OPENING (A OR I)</u>	<u>DATE</u>	<u>INSPECTION METHOD IDENTIFICATION NUMBER</u>		<u>REMARKS</u>
F	47	P-06 (A)	02/16/08	WAP	/ P08005:07	Remote visual tank wall inspection revealed no areas of concern since last evaluated on 7/7/07. Stains observed on the secondary vessel wall, ventilation duct, and annulus floor were caused by water leakage. Leaked chromate deposits on the tank wall had been reconfigured due to water leakage.
F	47	P-07 (A)	02/16/08	WAP	/ P08005:09	Remote visual tank wall inspection revealed no areas of concern since last evaluated on 6/14/07. A plastic bag was observed on the annulus floor.
F	47	P-08 (A)	02/16/08	WAP	/ P08005:10	Remote visual tank wall inspection revealed no areas of concern since last evaluated on 2/18/07.
F	47	P-09 (A)	02/16/08	WAP	/ P08005:11	Remote visual tank wall inspection revealed no areas of concern since last evaluated on 2/18/07. Stains observed on the secondary vessel wall were caused by water leakage.
F	47	P-10 (A)	04/24/08	DP	/ P08072:01-26	Remote visual tank wall inspection revealed no areas of concern since last evaluated on 7/7/07.
F	47	P-11 (A)	03/24/08	DP	/ P08045:01-27	Remote visual tank wall inspection revealed no areas of concern since last evaluated on 2/18/07.
F	47	P-12 (A)	03/24/08	DP	/ P08047:01-28	Remote visual inspection of the secondary vessel wall revealed no areas of concern since last evaluated on 3/18/04.
F	47	P-12 (A)	03/25/08	DP	/ P08046:01-29	Remote visual tank wall inspection revealed no areas of concern since last evaluated on 2/18/07. Stains and marks observed on the annulus floor were caused by the leakage of water.

<u>AREA</u>	<u>TANK OR ANCILLARY</u>	<u>ACCESS OPENING (A OR I)</u>	<u>DATE</u>	<u>INSPECTION METHOD IDENTIFICATION NUMBER</u>		<u>REMARKS</u>
F	47	P-13 (A)	03/24/08	DP	/ P08048:01-29	Remote visual tank wall inspection revealed no areas of concern since last evaluated on 2/18/07. Stains and marks observed on the annulus floor were caused by the inleakage of water.
F	47	P-14 (A)	03/24/08	DP	/ P08049:01-26	Remote visual tank wall inspection revealed no areas of concern since last evaluated on 2/18/07.
H	48	A-01 (A)	01/15/08	WAP	/ P08001:04	Remote visual tank wall inspection revealed no areas of concern since last evaluated on 2/18/07.
H	48	A-01 (A)	12/18/08	DP	/ P08328:01-25	Remote visual tank wall inspection revealed no areas of concern since last evaluated on 1/15/08. Primary vessel wall was damp due to the inleakage of water.
H	48	A-01 (A)	12/22/08	DP	/ P08329:01-13	Inspection was performed after inspections on 12/18 showed the tank wall to be wet. The tank wall had dried.
H	48	A-02 (A)	01/15/08	WAP	/ P08001:17	Remote visual tank wall inspection revealed no areas of concern since last evaluated on 2/18/07.
H	48	A-02 (A)	12/18/08	DP	/ P08325:01-25	Remote visual tank wall inspection revealed no areas of concern since last evaluated on 1/15/08. The secondary vessel wall was damp due to the inleakage of water.
H	48	A-02 (A)	12/18/08	DP	/ P08325:21	The conductivity probe was properly positioned per J-JX-G-0001.
H	48	A-03 (A)	01/15/08	WAP	/ P08001:13	Remote visual tank wall inspection revealed no areas of concern since last evaluated on 2/18/07.

<u>AREA</u>	<u>TANK OR ANCILLARY</u>	<u>ACCESS OPENING (A OR I)</u>	<u>DATE</u>	<u>INSPECTION METHOD IDENTIFICATION NUMBER</u>		<u>REMARKS</u>
H	48	A-03 (A)	07/05/08	CCTV	/ 1200	Inspection verified that the conditions of the exterior of the sump transfer line jacket from the LDB drain cell was satisfactory per T-DS-G-00001.
H	48	A-03 (A)	07/06/08	CCTV	/ 1200	Inspection revealed that rainwater was entering the annulus around the annulus conductivity probe junction box standpipe.
H	48	A-03 (A)	12/18/08	DP	/ P08326:01-25	Remote visual tank wall inspection revealed no areas of concern since last evaluated on 1/15/08.
H	48	A-03 (A)	12/18/08	DP	/ P08326:21	The conductivity probe was properly positioned per J-JX-G-0001.
H	48	A-04 (A)	01/15/08	WAP	/ P08001:08	Remote visual tank wall inspection revealed no areas of concern since last evaluated on 2/18/07.
H	48	A-04 (A)	12/18/08	DP	/ P08327:21	The conductivity probe was properly positioned per J-JX-G-0001.
H	48	A-04 (A)	12/18/08	DP	/ P08327:01-25	Remote visual tank wall inspection revealed no areas of concern since last evaluated on 1/15/08.
H	48	P-01 (A)	01/15/08	WAP	/ P08001:03	Remote visual tank wall inspection revealed no areas of concern since last evaluated on 2/17/07.
H	48	P-01 (A)	12/16/08	WAP	/ P08324:03	Remote visual tank wall inspection revealed no areas of concern since last evaluated on 1/15/08. The annulus jet installed in the F riser was satisfactory per T-DS-G-00043.
H	48	P-02 (A)	01/15/08	WAP	/ P08001:02	Remote visual tank wall inspection revealed no areas of concern since last evaluated on 2/17/07.

<u>AREA</u>	<u>TANK OR ANCILLARY</u>	<u>ACCESS OPENING (A OR I)</u>	<u>DATE</u>	<u>INSPECTION METHOD IDENTIFICATION NUMBER</u>		<u>REMARKS</u>
H	48	P-02 (A)	12/16/08	WAP	/ P08324:02	Remote visual tank wall inspection revealed no areas of concern since last evaluated on 1/15/08. The annulus jet installed in the F riser was satisfactory per T-DS-G-00043.
H	48	P-03 (A)	01/15/08	WAP	/ P08001:01	Remote visual tank wall inspection revealed no areas of concern since last evaluated on 05/15/07.
H	48	P-03 (A)	12/16/08	WAP	/ P08324:01	Remote visual tank wall inspection revealed no areas of concern since last evaluated on 1/15/08. The secondary vessel wall was damp due to water inleakage between the annulus cover plate and the top of secondary wall.
H	48	P-04 (A)	01/15/08	WAP	/ P08001:18	Remote visual tank wall inspection revealed no areas of concern since last evaluated on 5/15/07.
H	48	P-04 (A)	12/16/08	WAP	/ P08324:14	Remote visual tank wall inspection revealed no areas of concern since last evaluated on 1/15/08.
H	48	P-05 (A)	01/15/08	WAP	/ P08001:16	Remote visual tank wall inspection revealed no areas of concern since last evaluated on 5/15/07. Stains observed on secondary vessel wall were caused by water inleakage.
H	48	P-05 (A)	12/22/08	WAP	/ P08324:13	Remote visual tank wall inspection revealed no areas of concern since last evaluated on 1/15/08. Mild surface corrosion was observed on top of the ventilation duct and annulus floor.
H	48	P-06 (A)	01/15/08	WAP	/ P08001:15	Remote visual tank wall inspection revealed no areas of concern since last evaluated on 2/17/07.

<u>AREA</u>	<u>TANK OR ANCILLARY</u>	<u>ACCESS OPENING (A OR I)</u>	<u>DATE</u>	<u>INSPECTION METHOD IDENTIFICATION NUMBER</u>	<u>REMARKS</u>
H	48	P-06 (A)	12/16/08	WAP / P08324:12	Remote visual tank wall inspection revealed no areas of concern since last evaluated on 1/15/08. Mild surface corrosion was observed on top of the ventilation duct and annulus floor.
H	48	P-07 (A)	01/15/08	WAP / P08001:14	Remote visual tank wall inspection revealed no areas of concern since last evaluated on 2/17/07.
H	48	P-07 (A)	12/16/08	WAP / P08324:11	Remote visual tank wall inspection revealed no areas of concern since last evaluated on 1/15/08. Mild surface corrosion was observed on top of the ventilation duct and annulus floor.
H	48	P-08 (A)	01/15/08	WAP / P08001:12	Remote visual tank wall inspection revealed no areas of concern since last evaluated on 2/18/07.
H	48	P-08 (A)	12/16/08	WAP / P08324:10	Remote visual tank wall inspection revealed no areas of concern since last evaluated on 1/15/08. The secondary vessel wall was damp due to water inleakage between the annulus cover plate and top of secondary wall. Mild surface corrosion was observed on top of the ventilation duct and annulus floor.
H	48	P-09 (A)	01/15/08	WAP / P08001:11	Remote visual tank wall inspection revealed no areas of concern since last evaluated on 2/18/07.
H	48	P-09 (A)	12/16/08	WAP / P08324:09	Remote visual tank wall inspection revealed no areas of concern since last evaluated on 1/15/08. Stains and marks observed on secondary vessel wall were due to water inleakage between the annulus cover plate and top of secondary wall. Mild surface corrosion was observed on top of the ventilation duct.

<u>AREA</u>	<u>TANK OR ANCILLARY</u>	<u>ACCESS OPENING (A OR I)</u>	<u>DATE</u>	<u>INSPECTION METHOD IDENTIFICATION NUMBER</u>		<u>REMARKS</u>
H	48	P-10 (A)	01/15/08	WAP	/ P08001:10	Remote visual tank wall inspection revealed no areas of concern since last evaluated on 5/15/07.
H	48	P-10 (A)	12/16/08	WAP	/ P08324:08	Remote visual tank wall inspection revealed no areas of concern since last evaluated on 1/15/08.
H	48	P-11 (A)	01/15/08	WAP	/ P08001:09	Remote visual tank wall inspection revealed no areas of concern since last evaluated on 2/18/07.
H	48	P-11 (A)	04/29/08	DP	/ P08109:01-27	Remote visual tank wall inspection revealed no areas of concern since last evaluated on 2/18/07.
H	48	P-11 (A)	04/29/08	DP	/ P08110:01-25	Remote visual inspection of the secondary vessel wall revealed no areas of concern since last evaluated on 4/16/04.
H	48	P-11 (A)	12/16/08	WAP	/ P08324:07	Remote visual tank wall inspection revealed no areas of concern since last evaluated on 1/15/08.
H	48	P-12 (A)	01/15/08	WAP	/ P08001:07	Remote visual tank wall inspection revealed no areas of concern since last evaluated on 5/12/94.
H	48	P-12 (A)	12/16/08	WAP	/ P08324:06	Remote visual tank wall inspection revealed no areas of concern since last evaluated on 1/15/08.
H	48	P-13 (A)	01/15/08	WAP	/ P08001:06	Remote visual tank wall inspection revealed no areas of concern since last evaluated on 2/18/07.
H	48	P-13 (A)	04/29/08	DP	/ P08111:01-30	Remote visual tank wall inspection revealed no areas of concern since last evaluated on 2/18/07.

<u>AREA</u>	<u>TANK OR ANCILLARY</u>	<u>ACCESS OPENING (A OR I)</u>	<u>DATE</u>	<u>INSPECTION METHOD IDENTIFICATION NUMBER</u>		<u>REMARKS</u>
H	48	P-13 (A)	12/16/08	WAP	/ P08324:05	Remote visual tank wall inspection revealed no areas of concern since last evaluated on 1/15/08. Stains and marks observed on primary vessel wall were due to water leakage between the annulus cover plate and top of primary wall.
H	48	P-14 (A)	01/15/08	WAP	/ P08001:05	Remote visual tank wall inspection revealed no areas of concern since last evaluated on 2/18/07.
H	48	P-14 (A)	04/29/08	DP	/ P08112:01-29	Remote visual tank wall inspection revealed no areas of concern since last evaluated on 1/29/07. An increase in stains observed on the tank wall was due to water leakage.
H	48	P-14 (A)	04/29/08	DP	/ P08113:01-29	Remote visual inspection of the secondary vessel wall revealed no areas of concern since last evaluated on 4/16/04.
H	48	P-14 (A)	12/16/08	WAP	/ P08324:04	Remote visual tank wall inspection revealed no areas of concern since last evaluated on 1/15/08. Stains and marks observed on primary vessel wall were due to water leakage between the annulus cover plate and top of primary wall.
H	49	A-01 (A)	03/23/08	WAP	/ P08024:01	Remote visual tank wall inspection revealed no areas of concern since last evaluated on 1/30/07.
H	49	A-02 (A)	03/23/08	WAP	/ P08024:02	Remote visual tank wall inspection revealed no areas of concern since last evaluated on 1/30/07. Stains observed on the tank wall had increased due to water leakage.
H	49	A-03 (A)	03/23/08	WAP	/ P08024:03	Remote visual tank wall inspection revealed no areas of concern since last evaluated on 2/11/07.

<u>AREA</u>	<u>TANK OR ANCILLARY</u>	<u>ACCESS OPENING (A OR I)</u>	<u>DATE</u>	<u>INSPECTION METHOD</u>		<u>IDENTIFICATION NUMBER</u>	<u>REMARKS</u>
H	49	A-04 (A)	03/23/08	WAP	/	P08024:04	Remote visual tank wall inspection revealed no areas of concern since last evaluated on 2/11/07.
H	49	P-01 (A)	03/23/08	WAP	/	P08024:05	Remote visual tank wall inspection revealed no areas of concern since last evaluated on 1/30/07.
H	49	P-02 (A)	03/23/08	WAP	/	P08024:13	Remote visual tank wall inspection revealed no areas of concern since last evaluated on 1/30/07. A masslinn cloth was observed on the annulus floor near the annulus jet. The annulus jet installed in the F riser was satisfactory per T-DS-G-00043.
H	49	P-03 (A)	03/23/08	WAP	/	P08024:06	Remote visual tank wall inspection revealed no areas of concern since last evaluated on 6/18/07.
H	49	P-04 (A)	03/23/08	WAP	/	P08024:07	Remote visual tank wall inspection revealed no areas of concern since last evaluated on 6/18/07.
H	49	P-05 (A)	03/23/08	WAP	/	P08024:08	Remote visual tank wall inspection revealed no areas of concern since last evaluated on 5/23/07.
H	49	P-06 (A)	03/23/08	WAP	/	P08024:09	Remote visual tank wall inspection revealed no areas of concern since last evaluated on 6/18/07. Stains observed on the tank wall had increased due to water inleakage.
H	49	P-07 (A)	03/23/08	WAP	/	P08024:10	Remote visual tank wall inspection revealed no areas of concern since last evaluated on 6/18/07.
H	49	P-08 (A)	03/23/08	WAP	/	P08024:11	Remote visual tank wall inspection revealed no areas of concern since last evaluated on 2/11/07.

<u>AREA</u>	<u>TANK OR ANCILLARY</u>	<u>ACCESS OPENING (A OR I)</u>	<u>DATE</u>	<u>INSPECTION METHOD IDENTIFICATION NUMBER</u>		<u>REMARKS</u>
H	49	P-09 (A)	03/23/08	WAP	/ P08024:12	Remote visual tank wall inspection revealed no areas of concern since last evaluated on 2/11/07.
H	49	P-10 (A)	04/29/08	DP	/ P08120:01-25	Remote visual tank wall inspection revealed no areas of concern since last evaluated on 2/5/07.
H	49	P-11 (A)	04/29/08	DP	/ P08121:01-27	Remote visual tank wall inspection revealed no areas of concern since last evaluated on 2/5/07.
H	49	P-11 (A)	04/29/08	DP	/ P08121:27	The conductivity probe beneath the A-04 riser was properly positioned per J-JX-G-0001.
H	49	P-12 (A)	04/29/08	DP	/ P08122:01-30	Remote visual tank wall inspection revealed no areas of concern since last evaluated on 2/11/07.
H	49	P-12 (A)	04/29/08	DP	/ P08123:01-28	Remote visual inspection of the secondary vessel wall revealed no areas of concern since last evaluated on 4/14/04.
H	49	P-13 (A)	04/29/08	DP	/ P08124:01-28	Remote visual tank wall inspection revealed no areas of concern since last evaluated on 1/30/07.
H	49	P-14 (A)	04/29/08	DP	/ P08125:01-27	Remote visual tank wall inspection revealed no areas of concern since last evaluated on 1/30/07.
H	50	A-01 (A)	03/06/08	WAP	/ P08011:01	Remote visual tank wall inspection revealed no areas of concern since last evaluated on 1/29/07.
H	50	A-02 (A)	03/06/08	WAP	/ P08011:05	Remote visual tank wall inspection revealed no areas of concern since last evaluated on 1/29/07. Stains observed on the secondary vessel wall, ventilation duct, and annulus floor were due to water leakage.

<u>AREA</u>	<u>TANK OR ANCILLARY</u>	<u>ACCESS OPENING (A OR I)</u>	<u>DATE</u>	<u>INSPECTION METHOD IDENTIFICATION NUMBER</u>	<u>REMARKS</u>
H	50	A-03 (A)	03/17/08	WAP / P08014:01	Remote visual tank wall inspection revealed no areas of concern since last evaluated on 6/18/07. A masslinn cloth was observed on the annulus floor.
H	50	A-04 (A)	03/06/08	WAP / P08011:11	Remote visual tank wall inspection revealed no areas of concern since last evaluated on 1/29/07.
H	50	P-01 (A)	03/06/08	WAP / P08011:02	Remote visual tank wall inspection revealed no areas of concern since last evaluated on 1/29/07. The annulus jet installed in the F riser was satisfactory per T-DS-G-00043.
H	50	P-02 (A)	03/06/08	WAP / P08011:03	Remote visual tank wall inspection revealed no areas of concern since last evaluated on 1/29/07. A masslinn cloth was observed on the annulus floor.
H	50	P-03 (A)	03/06/08	WAP / P08011:04	Remote visual tank wall inspection revealed no areas of concern since last evaluated on 6/18/07.
H	50	P-04 (A)	03/17/08	WAP / P08014:02	Remote visual tank wall inspection revealed no areas of concern since last evaluated on 6/18/07. Stains and marks observed on top of the ventilation duct were due to water leakage.
H	50	P-05 (A)	03/06/08	WAP / P08011:06	Remote visual tank wall inspection revealed no areas of concern since last evaluated on 6/18/07. Stains observed on the secondary vessel wall, ventilation duct, and annulus floor were due to water leakage.
H	50	P-06 (A)	03/06/08	WAP / P08011:07	Remote visual tank wall inspection revealed no areas of concern since last evaluated on 6/18/07.

<u>AREA</u>	<u>TANK OR ANCILLARY</u>	<u>ACCESS OPENING (A OR I)</u>	<u>DATE</u>	<u>INSPECTION METHOD IDENTIFICATION NUMBER</u>		<u>REMARKS</u>
H	50	P-07 (A)	03/06/08	WAP	/ P08011:08	Remote visual tank wall inspection revealed no areas of concern since last evaluated on 7/31/07.
H	50	P-08 (A)	03/06/08	WAP	/ P08011:09	Remote visual tank wall inspection revealed no areas of concern since last evaluated on 1/29/07.
H	50	P-09 (A)	03/06/08	WAP	/ P08011:10	Remote visual tank wall inspection revealed no areas of concern since last evaluated on 1/29/07.
H	50	P-10 (A)	04/29/08	DP	/ P08114:01-29	Remote visual tank wall inspection revealed no areas of concern since last evaluated on 1/29/07.
H	50	P-11 (A)	04/29/08	DP	/ P08115:01-27	Remote visual tank wall inspection revealed no areas of concern since last evaluated on 1/29/07.
H	50	P-12 (A)	04/29/08	DP	/ P08116:01-28	Remote visual tank wall inspection revealed no areas of concern since last evaluated on 1/29/07.
H	50	P-12 (A)	04/29/08	DP	/ P08117:01-29	Remote visual inspection of the secondary vessel wall revealed no areas of concern since last evaluated on 7/6/05.
H	50	P-13 (A)	04/29/08	DP	/ P08118:01-29	Remote visual tank wall inspection revealed no areas of concern since last evaluated on 1/29/07.
H	50	P-14 (A)	04/29/08	DP	/ P08119:01-28	Remote visual tank wall inspection revealed no areas of concern since last evaluated on 1/29/07.
H	51	A-01 (A)	03/23/08	WAP	/ P08025:08	Remote visual tank wall inspection revealed no areas of concern since last evaluated on 1/30/07.

<u>AREA</u>	<u>TANK OR ANCILLARY</u>	<u>ACCESS OPENING (A OR I)</u>	<u>DATE</u>	<u>INSPECTION METHOD IDENTIFICATION NUMBER</u>		<u>REMARKS</u>
H	51	A-02 (A)	03/23/08	WAP	/ P08025:09	Remote visual tank wall inspection revealed no areas of concern since last evaluated on 1/30/07. A plastic bag was observed on the annulus floor.
H	51	A-03 (A)	03/23/08	WAP	/ P08025:01	Remote visual tank wall inspection revealed no areas of concern since last evaluated on 1/30/07. Chromate stains and deposits observed on the tank wall were caused by failed cooling coil number 12 identified in 2007.
H	51	A-04 (A)	03/23/08	WAP	/ P08025:02	Remote visual tank wall inspection revealed no areas of concern since last evaluated on 1/30/07.
H	51	P-01 (A)	03/23/08	WAP	/ P08025:10	Remote visual tank wall inspection revealed no areas of concern since last evaluated on 1/30/07.
H	51	P-02 (A)	03/23/08	WAP	/ P08025:11	Remote visual tank wall inspection revealed no areas of concern since last evaluated on 1/30/07.
H	51	P-03 (A)	03/23/08	WAP	/ P08025:12	Remote visual tank wall inspection revealed no areas of concern since last evaluated on 6/19/07.
H	51	P-04 (A)	03/23/08	WAP	/ P08025:13	Remote visual tank wall inspection revealed no areas of concern since last evaluated on 6/18/07.
H	51	P-05 (A)	03/23/08	WAP	/ P08025:03	Remote visual tank wall inspection revealed no areas of concern since last evaluated on 6/18/07.
H	51	P-06 (A)	03/23/08	WAP	/ P08025:04	Remote visual tank wall inspection revealed no areas of concern since last evaluated on 6/18/07. Chromate stains and deposits observed on the tank wall were caused by failed cooling coil number 12 identified in 2007.

<u>AREA</u>	<u>TANK OR ANCILLARY</u>	<u>ACCESS OPENING (A OR I)</u>	<u>DATE</u>	<u>INSPECTION METHOD IDENTIFICATION NUMBER</u>		<u>REMARKS</u>
H	51	P-07 (A)	03/23/08	WAP	/ P08025:05	Remote visual tank wall inspection revealed no areas of concern since last evaluated on 6/19/07. Chromate stains and deposits observed on the tank wall were caused by failed cooling coil number 12 identified in 2007.
H	51	P-08 (A)	03/23/08	WAP	/ P08025:06	Remote visual tank wall inspection revealed no areas of concern since last evaluated on 2/5/07. Previously documented chromate stains and deposits had been redistributed due to water inleakage.
H	51	P-09 (A)	03/23/08	WAP	/ P08025:07	Remote visual tank wall inspection revealed no areas of concern since last evaluated on 2/5/07.
H	51	P-10 (A)	05/22/08	DP	/ P08174:01-28	Remote visual tank wall inspection revealed no areas of concern since last evaluated on 1/30/07. Chromate stains and deposits have been removed/reconfigured since cooling coil 12 was isolated and the chromate leak stopped.
H	51	P-11 (A)	05/22/08	DP	/ P08175:01-28	Remote visual tank wall inspection revealed no areas of concern since last evaluated on 1/30/07. Chromate stains and deposits have been removed/reconfigured since cooling coil 12 was isolated and the chromate leak stopped.
H	51	P-12 (A)	05/22/08	DP	/ P08177:01-29	Remote visual inspection of the secondary vessel wall revealed no areas of concern since last evaluated on 4/17/04.
H	51	P-12 (A)	05/22/08	DP	/ P08176:01-29	Remote visual tank wall inspection revealed no areas of concern since last evaluated on 1/30/07.
H	51	P-13 (A)	05/22/08	DP	/ P08178:01-27	Remote visual tank wall inspection revealed no areas of concern since last evaluated on 1/30/07.

<u>AREA</u>	<u>TANK OR ANCILLARY</u>	<u>ACCESS OPENING (A OR I)</u>	<u>DATE</u>	<u>INSPECTION METHOD IDENTIFICATION NUMBER</u>	<u>REMARKS</u>
H	51	P-14 (A)	05/22/08	DP / P08179:01-28	Remote visual tank wall inspection revealed no areas of concern since last evaluated on 1/30/07.
F	DB-02	VP	01/30/08	CCTV / 1740	Inspection of the cell covers, wall, floor, and jumpers was satisfactory per SW11.6-SVP-45 Section 7.9. Extraneous items were observed on the cell floor.
H	DB-02	Cell	01/27/08	CCTV / 1753	Inspection of the walls, jumper, valves, and piping was satisfactory per SW11.6-SVP-45, Section 7.9.
H	DB-02	Cell Cover 3	01/28/08	CCTV / 1753	Inspection of the cell covers was satisfactory per SW11.6-SVP-45, Section 7.9. The floor was not inspected due to the presence of water.
F	DB-03	North	06/16/08	CCTV / 1832	Inspection of the cell walls, floor, jumpers, valves, piping and cell covers was satisfactory per SW11.6-SVP-45, Section 7.9.
F	DB-04	FLWB	09/24/08	CCTV / 1551	Inspection of the flush water valve box, cell covers, valves, and piping was satisfactory per T-DS-G-00001.
F	DB-04	NW	08/17/08	CCTV / 1551	Inspection of the walls, floor, jumpers, valves, piping and cell covers was satisfactory per SW11.6-SVP-45, Section 7.9.
H	DB-05	FLWB	11/02/08	CCTV / 1824	Inspection of the flush water valve box, valves, and piping was satisfactory per T-DS-G-00001.
H	DB-05	Sump	09/08/08	CCTV / 1824	Inspection of the cell walls, floor, cell cover, jumpers, valves and piping visible from the sump riser was satisfactory per SW11.6-SVP-45, Section 7.9.

<u>AREA</u>	<u>TANK OR ANCILLARY</u>	<u>ACCESS OPENING (A OR I)</u>	<u>DATE</u>	<u>INSPECTION METHOD IDENTIFICATION NUMBER</u>	<u>REMARKS</u>
H	DB-06	FLWB	08/24/08	CCTV / 1852	Inspection of the walls, floor, valves, and piping was satisfactory per T-DS-G-00001.
H	DB-06	SW	09/04/08	CCTV / 1852	Inspection of the cell walls, floor, jumper, valves, and cell covers was satisfactory per SW11.6-SVP-45, Section 7.9. Drip-wise leakage was observed at nozzle 13 and valve WTS-V-62.
H	DB-07	FLWB	09/03/08	CCTV / 1652	Inspection of the walls, floor, valves, and piping was satisfactory per T-DS-G-00001.
H	DB-07	NW	09/10/08	CCTV / 1652	Inspection of cell walls, floor, jumpers, valves, piping and cell covers was satisfactory per SW11.6-SVP-45, Section 7.9.
H	DB-07	SE	09/10/08	CCTV / 1652	Inspection of cell walls, floor, jumpers, valves, piping and cell covers was satisfactory per SW11.6-SVP-45 Section 7.9.
H	DB-08	FLWB	08/24/08	CCTV / 1706	Inspection of the walls, floor, valves, and piping visible from the north riser was satisfactory per T-DS-G-00001.
H	DB-08	FLWB	08/24/08	CCTV / 1706	Inspection of the walls, floor, valves, and piping visible from the south riser was satisfactory per T-DS-G-00001.
H	DB-08	NE	08/22/08	CCTV / 1863	Inspection of the cell walls, floor, jumpers, valves, piping, and cell covers was satisfactory per SW11.6-SVP-45, Section 7.9.
H	DB-08	SW	08/22/08	CCTV / 1863	Inspection of the cell walls, floor, jumpers, valves, piping, and cell covers was satisfactory per SW11.6-SVP-45, Section 7.9.

<u>AREA</u>	<u>TANK OR ANCILLARY</u>	<u>ACCESS OPENING (A OR I)</u>	<u>DATE</u>	<u>INSPECTION METHOD IDENTIFICATION NUMBER</u>	<u>REMARKS</u>
F	EVAP-16	E-04	04/02/08	CCTV / 1795	Inspection of evaporator pot revealed no unusual conditions and the vessel was essentially clean. The inspection is documented in LWO-LWE-2008-00085.
F	EVAP-16	SE	04/11/08	CCTV / 1798	Inspection of the cell covers, floor, stainless steel liner, jumpers, valves and evaporator pot exterior was satisfactory per SW11.6-SVP-45, Section 4.5.
F	EVAP-16	SW	05/21/08	CCTV / 1798	Inspection of the cell floor, stainless steel liner, jumpers, valves and evaporator pot exterior was satisfactory per SW11.6-SVP-45, Section 4.5.
H	EVAP-16	E-03	02/07/08	CCTV / 1760	Inspection of the evaporator pot revealed that scale and deposits had increased since last inspected in September 2007. This evaluation is documented in LWO-LWE-2008-00031.
H	EVAP-16	E-03	09/18/08	CCTV / 1859	Inspection documented the condition of the pot interior after five acid strikes. The pot walls below the acid level were essentially clean. The scale and deposits above the operating level have not changed since inspections performed in 2007 and 2008. This evaluation is documented in LWO-LWE-2008-00300.
H	EVAP-16	SW	10/30/08	CCTV / 1897	Inspection of the cell covers, stainless steel liner, jumpers, valves and pot exterior was satisfactory per SW11.6-SVP-45, Section 4.5. Hard hats, dummy Hanford connectors and other extraneous items were observed on the cell floor. Small droplets of mercury were also observed on the cell floor.
H	EVAP-25	GDL Cell	09/27/08	CCTV / 1801	Inspection of the walls, floor, piping and cell covers was satisfactory per SW11.6-SVP-45, Section 4.6.

<u>AREA</u>	<u>TANK OR ANCILLARY</u>	<u>ACCESS OPENING (A OR I)</u>	<u>DATE</u>	<u>INSPECTION METHOD IDENTIFICATION NUMBER</u>	<u>REMARKS</u>
H	EVAP-25	NE	10/22/08	CCTV / 1801	Inspection of the cell walls, stainless steel liner, jumpers, valves, piping, floor, pot exterior and cell covers was satisfactory per SW11.6-SVP-45, Section 4.6.
H	EVAP-25	S-06	04/09/08	CCTV / 1446	Inspection documented conditions of the evaporator pot interior. No solids were observed on the exposed surfaces of the tube bundle, vessel walls, or service piping. A small amount of loose solids had settled on top of the warming coil. The bottom of the vessel was not visible through the remaining liquid. Conditions observed were consistent with normal evaporator operations. This evaluation is documented in LWO-LWE-2008-00125.
H	EVAP-25	SW	09/08/08	CCTV / 1801	Inspection of the cell walls, stainless steel liner, floor, jumpers, piping, pot exterior, valves, connector heads and cell covers was satisfactory per SW11.6-SVP-45, Section 4.6.
E	IAL	SW	09/20/08	CCTV / 1152	Inspection of the walls, floor, jumpers, valves, piping and cell covers was satisfactory per SW11.6-SVP-45, Section 4.11.
H	LDB Drain Cell	Sump port	08/29/08	CCTV / 1866	Inspection of the cell walls, jumpers, valves and cell covers was satisfactory per SW11.6-SVP-45, Section 7.9. Hoses and 8-10 inches of liquid were observed in the sump.
F	PP-01	Center valve port	09/29/08	CCTV / 1732	Inspection of the walls, floor, jumpers, valves, piping, and cell covers was satisfactory per SW11.6-SVP-45, Section 7.9.
F	PP-01	NE valve port	09/29/08	CCTV / 1732	Inspection of the walls, floor, jumpers, valves, piping, and cell covers was satisfactory per SW11.6-SVP-45, Section 7.9.

<u>AREA</u>	<u>TANK OR ANCILLARY</u>	<u>ACCESS OPENING (A OR I)</u>	<u>DATE</u>	<u>INSPECTION METHOD IDENTIFICATION NUMBER</u>	<u>REMARKS</u>
F	PP-02	Sump	09/14/08	CCTV / 1872	Inspection of cell walls, floor, jumpers, valves, piping and cell covers was satisfactory per SW11.6-SVP-45, Section 7.9.
H	PP-02	NE	07/06/08	CCTV / 1838	Inspection of the cell walls, floor, jumpers, valves, piping, and cell covers was satisfactory per SW11.6-SVP-45, Section 7.9.
H	PP-02	SW	07/06/08	CCTV / 1838	Inspection of the cell walls, floor, jumpers, valves, piping, and cell covers was satisfactory per SW11.6-SVP-45, Section 7.9.
F	PP-03	Sump	09/14/08	CCTV / 1872	Inspection of the cell walls, floor, jumpers, valves, piping and cell covers was satisfactory per SW11.6-SVP-45, Section 7.9.
H	PP-03	NE	07/07/08	CCTV / 1839	Inspection of the cell walls, floor, jumper, valves, piping, and cell covers was satisfactory per SW11.6-SVP-45, Section 7.9.
H	PP-03	SW	07/08/08	CCTV / 1839	Inspection of the cell walls, floor, jumper, valves, piping, and cell covers was satisfactory per SW11.6-SVP-45, Section 7.9.
H	PP-04	NE	07/09/08	CCTV / 1840	Inspection of the cell walls, floor, jumper, valves, piping, and cell covers was satisfactory per SW11.6-SVP-45, Section 7.9.
H	PP-04	SW	07/09/08	CCTV / 1840	Inspection of the cell walls, floor, jumper, valves, piping, and cell covers was satisfactory per SW11.6-SVP-45, Section 7.9.
H	PP-07	NW	09/25/08	CCTV / 1876	Inspection of the cell walls, floor, jumpers, valves and piping was satisfactory per SW11.6-SVP-45, Section 7.9.

<u>AREA</u>	<u>TANK OR ANCILLARY</u>	<u>ACCESS OPENING (A OR I)</u>	<u>DATE</u>	<u>INSPECTION METHOD IDENTIFICATION NUMBER</u>	<u>REMARKS</u>
H	PP-07	SE	09/25/08	CCTV / 1876	Inspection of the cell walls, floor, jumpers, valves and piping was satisfactory per SW11.6-SVP-45, Section 7.9.
H	PP-08	NW	08/23/08	CCTV / 1408	Inspection of the cell walls, floor, jumpers, valves, piping and cell covers was satisfactory per SW11.6-SVP-45, Section 7.9.
H	PP-08	SE	08/23/08	CCTV / 1408	Inspection of the cell walls, floor, jumpers, valves, piping and cell covers was satisfactory per SW11.6-SVP-45, Section 7.9. The passive vent was not visible.
H	PP-09	NW	08/23/08	CCTV / 1452	Inspection of the cell walls, floor, jumpers, valves, piping and cell covers was satisfactory per SW11.6-SVP-45, Section 7.9.
H	PP-09	SE	08/23/08	CCTV / 1452	Inspection of the cell walls, floor, jumpers, valves, piping and cell covers was satisfactory per SW11.6-SVP-45, Section 7.9.
H	PP-10	NW	08/22/08	CCTV / 1863	Inspection of the cell walls, floor, jumpers, valves, piping, and cell covers was satisfactory per SW11.6-SVP-45, Section 7.9.
H	PP-10	SE	08/22/08	CCTV / 1863	Inspection of the cell walls, floor, jumpers, valves, piping, and cell covers was satisfactory per SW11.6-SVP-45, Section 7.9.
H	PP-10	SW	08/22/08	CCTV / 1863	Inspection of the cell walls, floor, jumpers, valves, piping, and cell covers was satisfactory per SW11.6-SVP-45, Section 7.9.

This page intentionally left blank.

DISTRIBUTION

DOE-SR

M. A. Mikolanis, 707-H
M. P. Dholakia (4), 707-H
D. J. Blake, 707-H
T. S. Gutmann, 704-S
J. K. Seitz, 704-S
S. R. Ross, 210-S

SRS

K. A. Hauer, 766-H
L. D. Olson, 766-H
W. D. Stephens, 704-26F
E. J. Freed, 704-56H
C. E. Blair, 241-119H
J. R. Cantrell, 704-26F
M. N. Borders, 704-56H
R. M. Campbell, 705-1C
C. J. Johnson, 241-102F
N. F. Chapman, 704-70F
F. D. Vick, 704-56H
M. D. Buxton, 241-156H
R. D. Robbins, 704-8H
M. Hubbard, 241-162H
M. E. Maryak, 742-5G
D. P. Chew, 766-H
W. L. Isom, 704-26F
N. C. Iyer (5), 773-41A
D. B. Little, 766-H
R. L. Salizzoni, 703-H
W. C. Clark, 766-H
W. L. Payne, 705-3C
J. W. Cook, 730-4B
J. J. Phillips, 241-119H
J. B. Elder, 730-A
W. R. West (15), 704-8H
R. S. Waltz (15), 704-8H
D. C. Blair, 704-8H
R. V. Doniphan, 241-110F
A. S. Plummer, 241-119H
M. T. Jackson, 704-8H