ORIGINAL DRAWING MADE ON DU PONT POLYESTER FILM

➡ ANALYZE FOR SAFETY, ECOLOGY, AND MINIMUM ESSENTIAL DESIGN ⬅

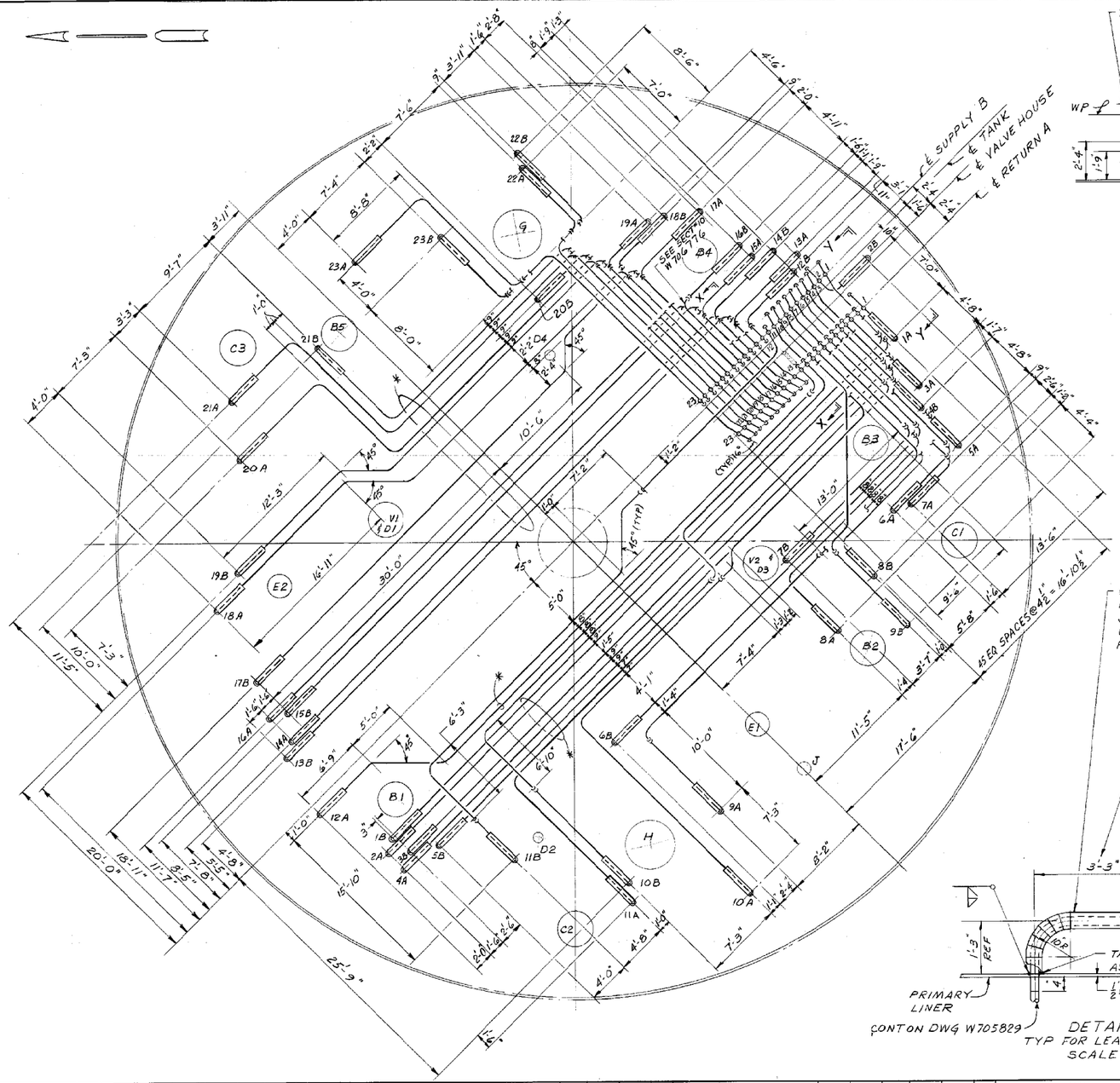

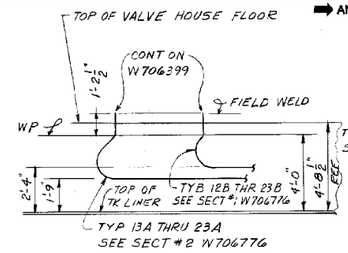

SECTION X-X
SCALE 3/8" = 1'-0"

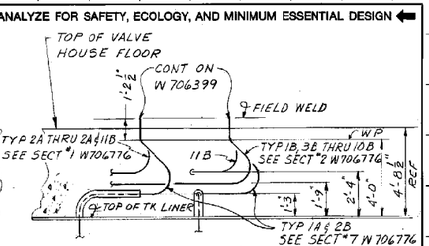

SECTION Y-Y
SCALE 3/8" = 1'-0"

NOTES

1 ALL PIPING 2" IN ACCORDANCE WITH SPEC 4482 CODE P55

2 ALL ELEVATIONS ARE TO ℄ OF PIPE FROM TOP OF PRIMARY LINER

3 USE LR ELLS WHERE INDICATED, ALL OTHER BENDS ARE 5 DIA (10"R)

4 TESTING

⚠ 225 PSI HYDROSTATIC TEST ONE HOUR AFTER AIR REMOVAL.
MINIMUM FLOW TO PURGE AIR FROM COOLING COILS IS 10 FT/SEC VELOCITY EQUIVALENT TO 100 GPM IN A 2" PIPE
FOR THE LONGEST COIL THIS REQUIRES A PUMP CAPABLE OF DEVELOPING 130 PSIG

5 LINES MARKED WITH ASTERISK * ARE AT ℄ ELEVATION 1'-3" ABOVE TOP OF PRIMARY LINER
OTHER LINES ARE AT 2'-4" OR 1'-9" FROM TOP OF PRIMARY LINER AS PER SECT "X-X" & "Y-Y"

6 FOR ELEVATION CHANGES
FROM 2'-4" TO 1'-3 SEE SECT #5 & #8 W706776
FROM 1'-9" TO 1'-3 SEE SECT #6 & #9 W706776
FROM 2'-4 TO 1'-9" SEE SECT #5 & #8 W706776

COVER STRAIGHT RUNS WITH 16 GA GALV STL APPLY WITH JOINT ON BOT OF HORIZ RUNS
COVER ELLS WITH GALV FIELD FABRICATED SEGMENTAL FITTINGS

LG'TH. OF INSUL. REQ'D WHERE PIPE PENETRATES PRIM LINER (TYP)

APPLY FIBRATED ASPHALT CUTBACK PER SPEC SN700M CODE 709 AS FOLLOWS
(a) SEAL LIPS & JOINTS ON JKT
(b) SEAL EXPOSED ENDS OF INSUL

1" THK GLASS FIBER CODE 112 DENSITY 6LB/CF

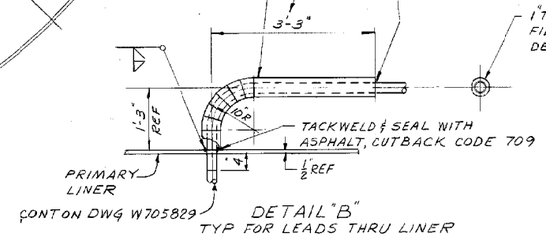

DETAIL "B"
TYP FOR LEADS THRU LINER
SCALE 1" = 1'-0"

W705828	LAST REV. 1

RMD REVIEWED AT REV. 01 DATE 9-22-97

THIS DOCUMENT CONTAINS INFORMATION RELATING TO ACTIVITIES OF THE ENERGY RESEARCH AND DEVELOPMENT ADMINISTRATION. NOT TO BE REPRODUCED OR RELEASED WITHOUT PRIOR APPROVAL.

M/F	BLDG.	PROJ.	DA	TYPE	W705828	LAST REV. 1
	241F	951747	12	23		

SAVANNAH RIVER PLANT
BLDG 241F WASTE STOR FAC FY77
COOLING COIL LEADS IN SLAB TK47
PROCESS PIPING ARRGT
PROCESS

ENGINEERING DOC. CONTROL - SRS 00373837

PROJ	NO.	REVISION	RVSD	CHKD	APPD	DATE	PROJ	NO.	REVISION	RVSD	CHKD	APPD	DATE	PROJ	NO.	REVISION	RVSD	CHKD	APPD	DATE
														951747	1	DEL. 10 PSI SOAP BUBBLE TEST	A. JAIJALI 3/31/80	R.W.J. 2-27-80	[illegible]	4-1-80

STANDARDS

REFERENCE DRAWINGS

W704368	TK 700 PLAN
W703655	COOLING COIL GUIDE & SUP.
W703660	LEADS & REF.
W704992	DISCHARGE PIPE PLAN TK47 PROC. ARRGT.
W703638	INST. COND. ARRGT.

THIS DRAWING HAS BEEN FURNISHED BY E. I. DU PONT DE NEMOURS & CO. THE INFORMATION AND KNOW-HOW THEREON MAY NOT BE USED NOR THE DRAWING REPRODUCED WITHOUT THE WRITTEN PERMISSION OF DU PONT. ALL REPRODUCTIONS IN WHOLE OR IN PART, INCLUDING VENDOR'S SHOP DRAWINGS, SHALL BEAR OR REFER TO THIS STAMP.

		DATE
PROJECT	951747	
SCALE	1/4" = 1'-0"	
DRAWN	R.W. JONES	8-19-77
CHECKED	A. JAIJALI	12-20-77
APPROVED I.C.R.		
APPROVED FINAL	[illegible]	12-29-77

E. I. DU PONT DE NEMOURS & CO., INC.
WILMINGTON, DELAWARE
ENGINEERING DEPARTMENT

W705828