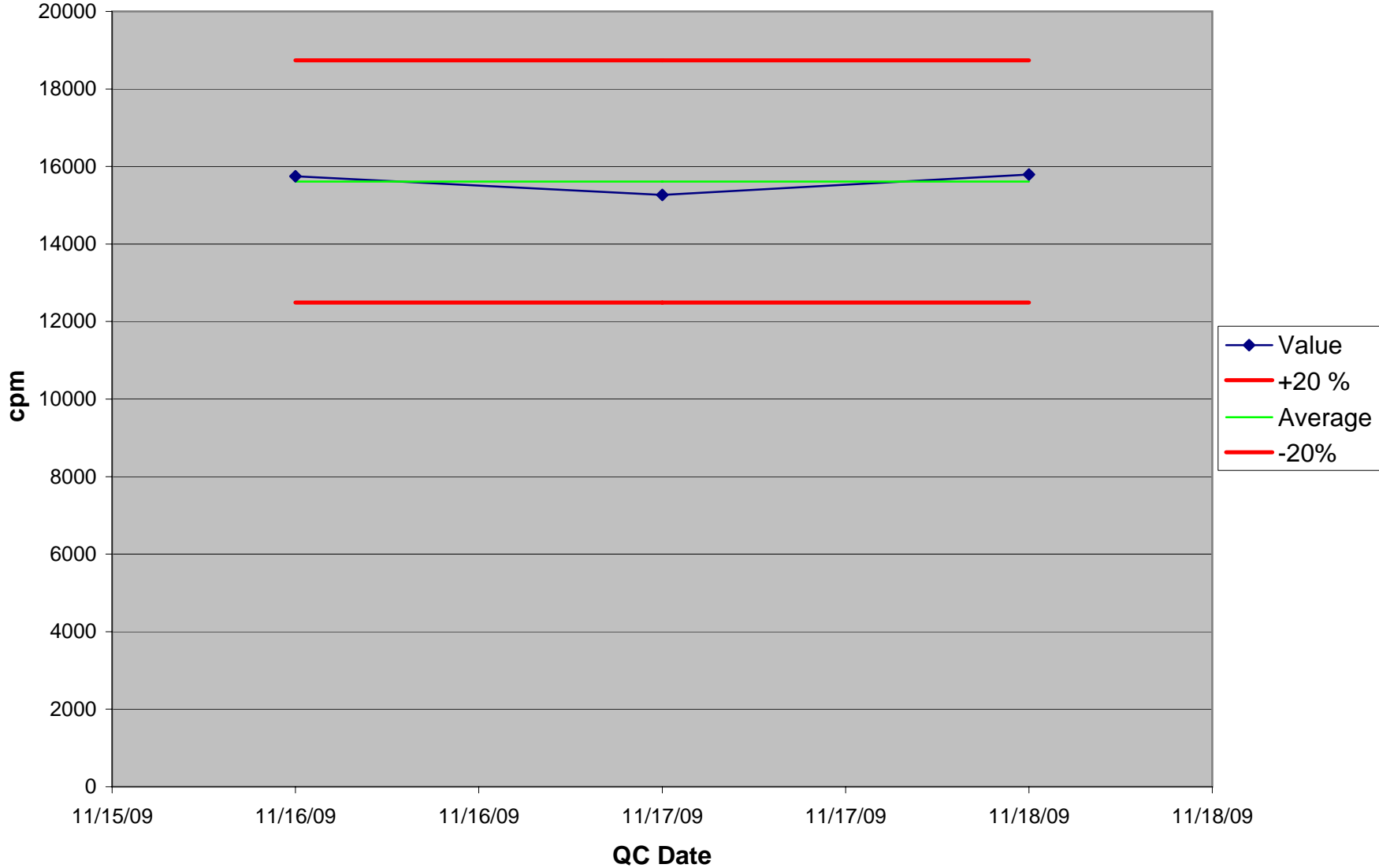


Inst.#PR116721		
QC Daily Source		
Date	Result (cpm)	P/F
11/16/2009	15745	Pass
11/17/2009	15268	Pass
11/18/2009	15792	Pass

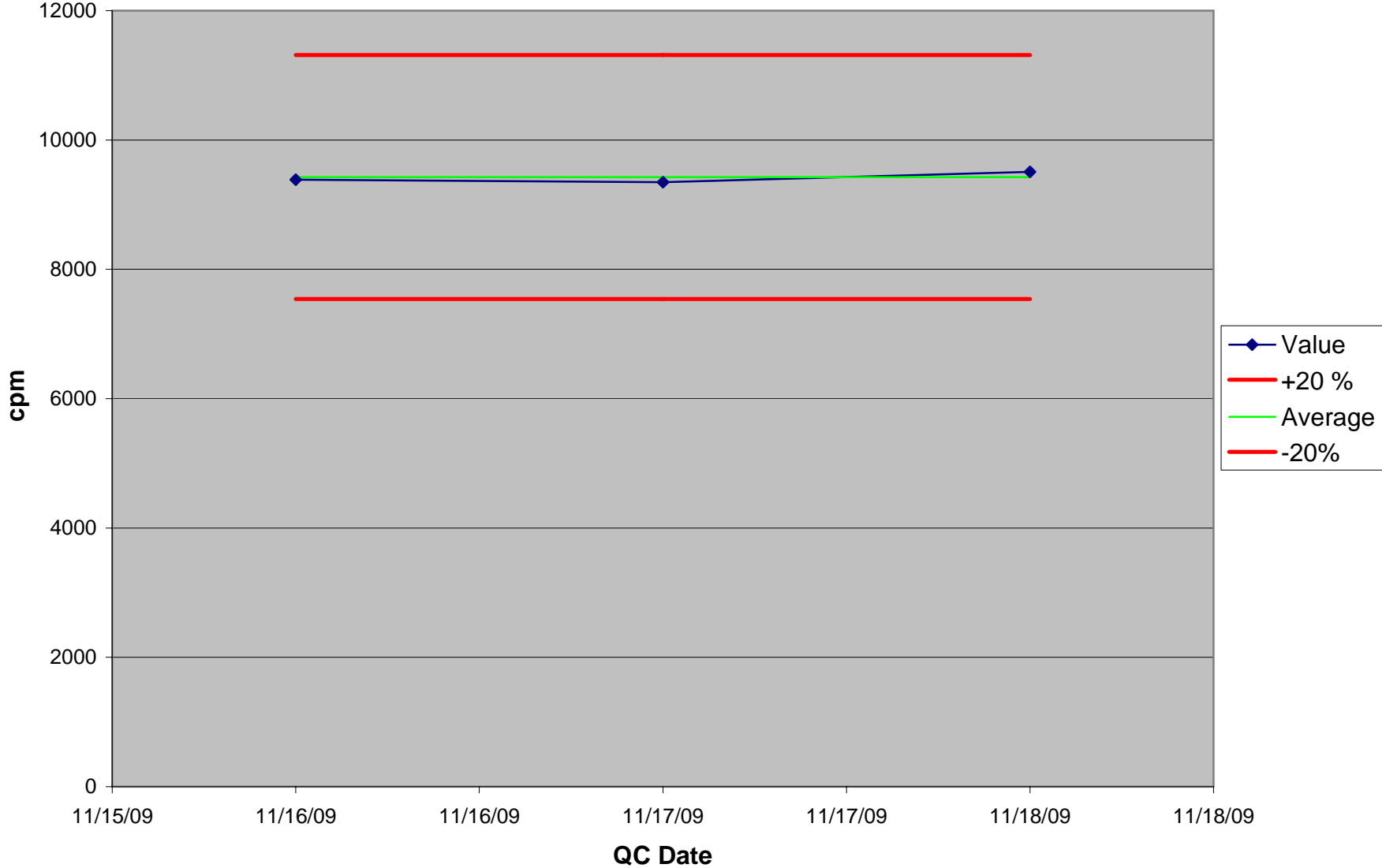
Inst.#PR116721		Source Ser. #	48262
Initial Source Readings		Nuclide	Pu-239
Date	Result (cpm)		
11/16/2009	15523		
11/16/2009	15777		
11/16/2009	15613		
11/16/2009	15589		
11/16/2009	15586		
11/16/2009	15740		
11/16/2009	15630		
11/16/2009	15445		
11/16/2009	15583		
11/16/2009	15653		
	Average		
	15614		

Inst.#PR116721, Daily QC Trend Graph



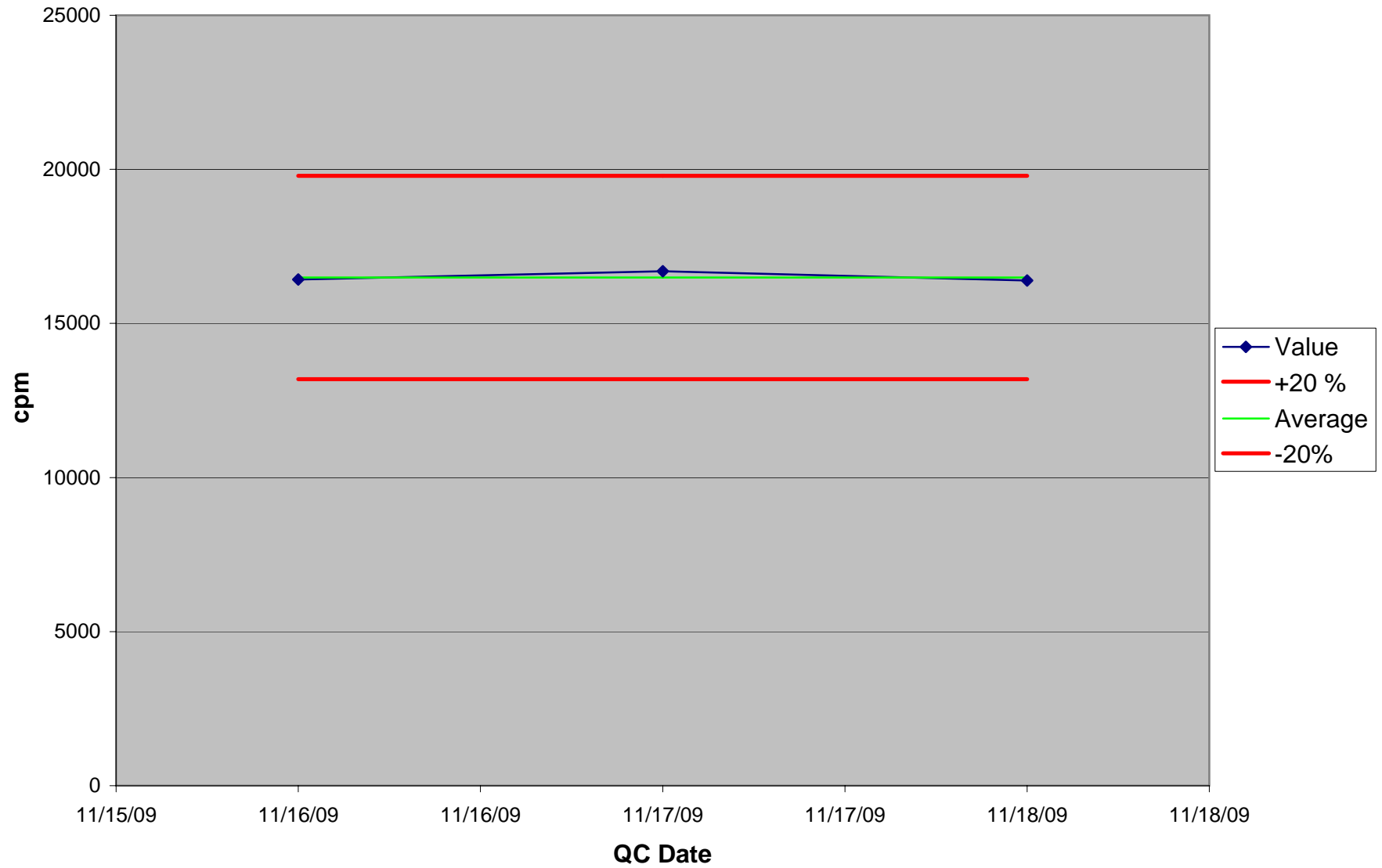


Inst.#PR116721, Daily QC Trend Graph





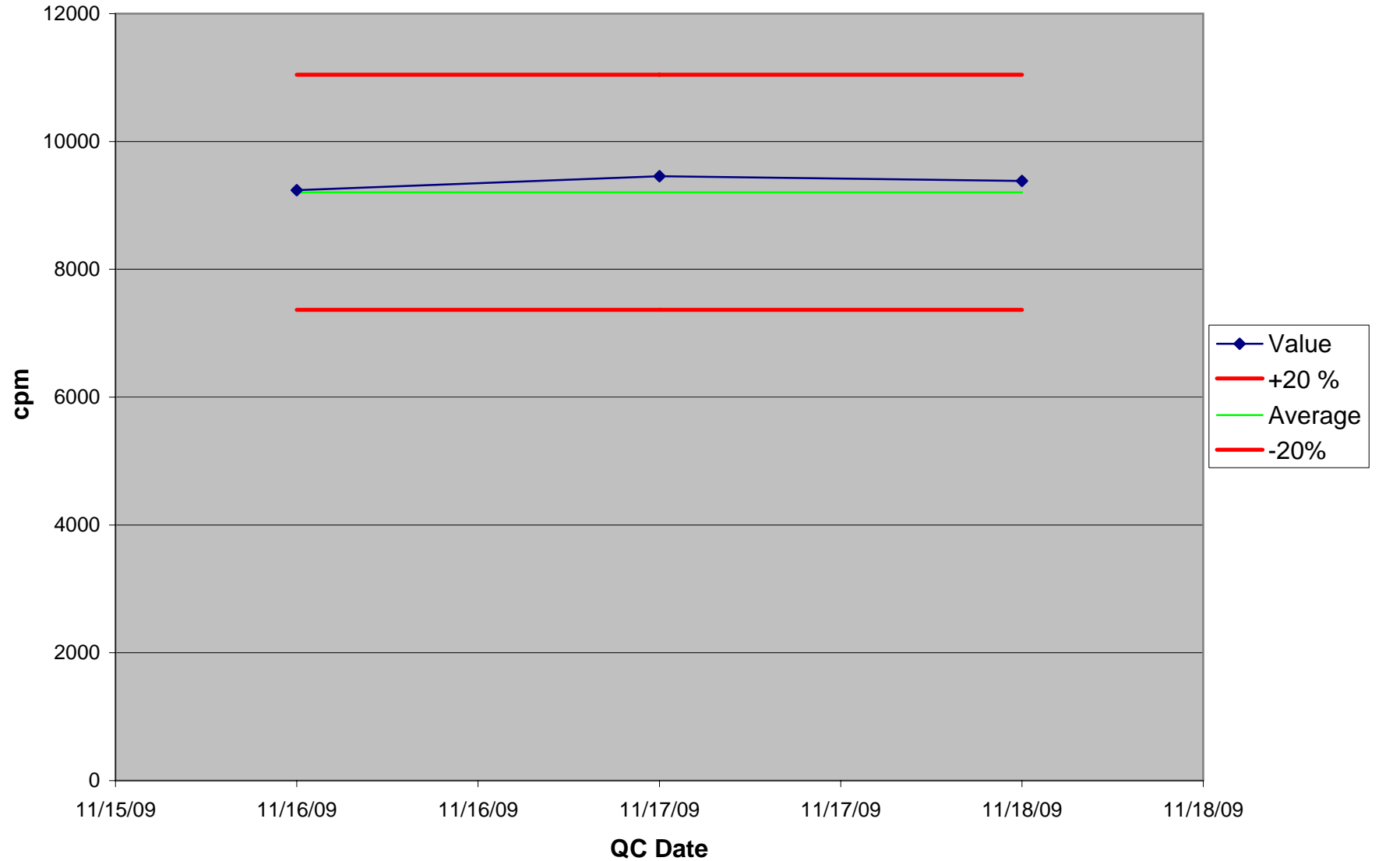
Inst.#160790, Daily QC Trend Graph



Inst.#PR160790		
QC Daily Source		
Date	Result (cpm)	P/F
11/16/2009	9238	Pass
11/17/2009	9456	Pass
11/18/2009	9384	Pass

Inst.#PR160790		Source Ser. #	971-115-3
Initial Source Readings		Nuclide	Tc-99
Date	Result (cpm)		
11/16/2009	9179		
11/16/2009	9182		
11/16/2009	9226		
11/16/2009	8622		
11/16/2009	9316		
11/16/2009	9108		
11/16/2009	9215		
11/16/2009	9455		
11/16/2009	9413		
11/16/2009	9332		
	Average		
	9205		

**Inst.#160790, Daily QC Trend Graph**

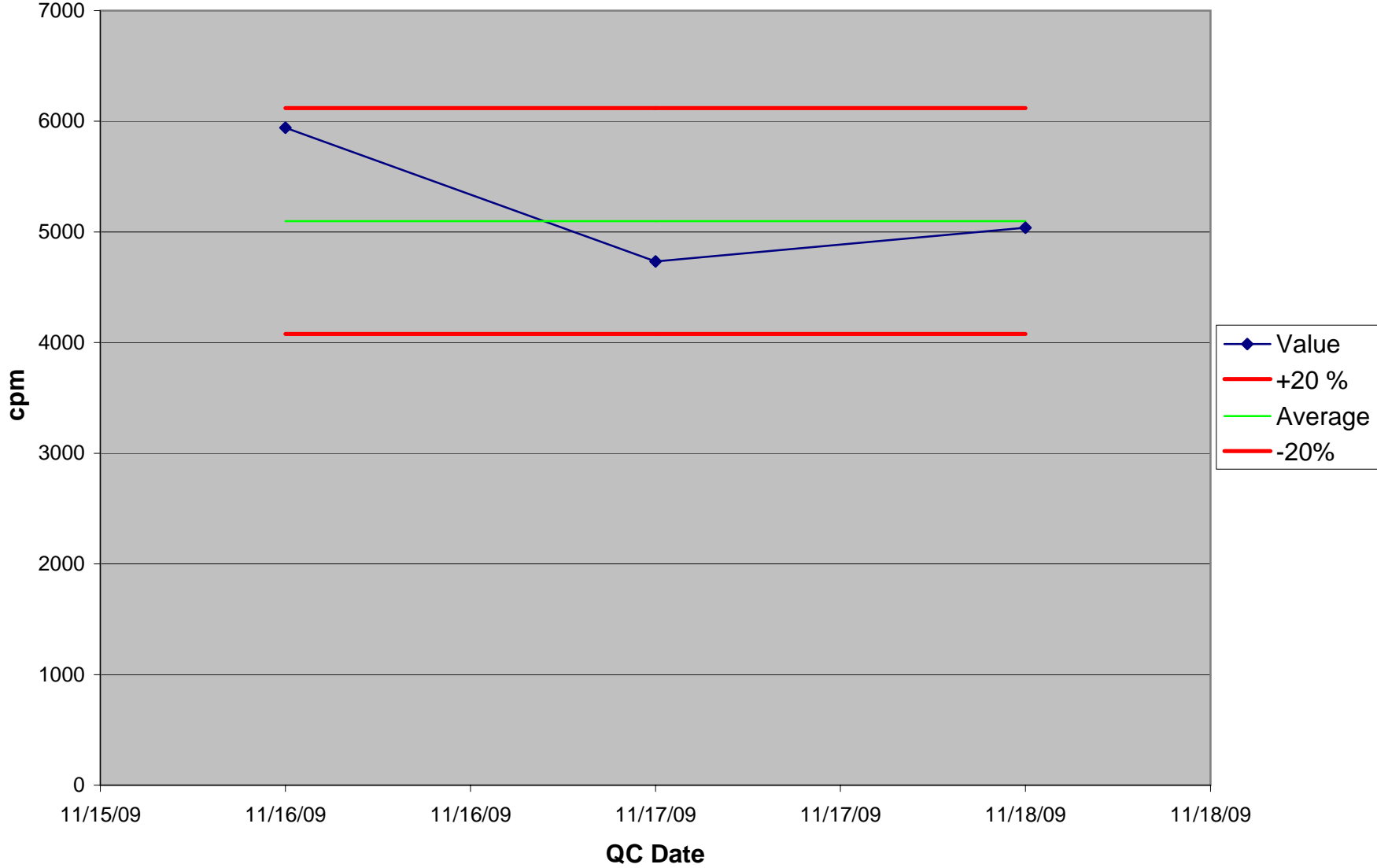




Inst.#PR066273		
QC Daily Source		
Date	Result (cpm)	P/F
11/16/2009	5941	Pass
11/17/2009	4734	Pass
11/18/2009	5038	Pass

Inst.#PR066273		Source Ser. #	48262
Initial Source Readings		Nuclide	Pu-239
Date	Result (cpm)		
11/16/2009	4565		
11/16/2009	4720		
11/16/2009	4764		
11/16/2009	4728		
11/16/2009	4973		
11/16/2009	5007		
11/16/2009	4692		
11/16/2009	5462		
11/16/2009	5928		
11/16/2009	6147		
	Average		
	5099		

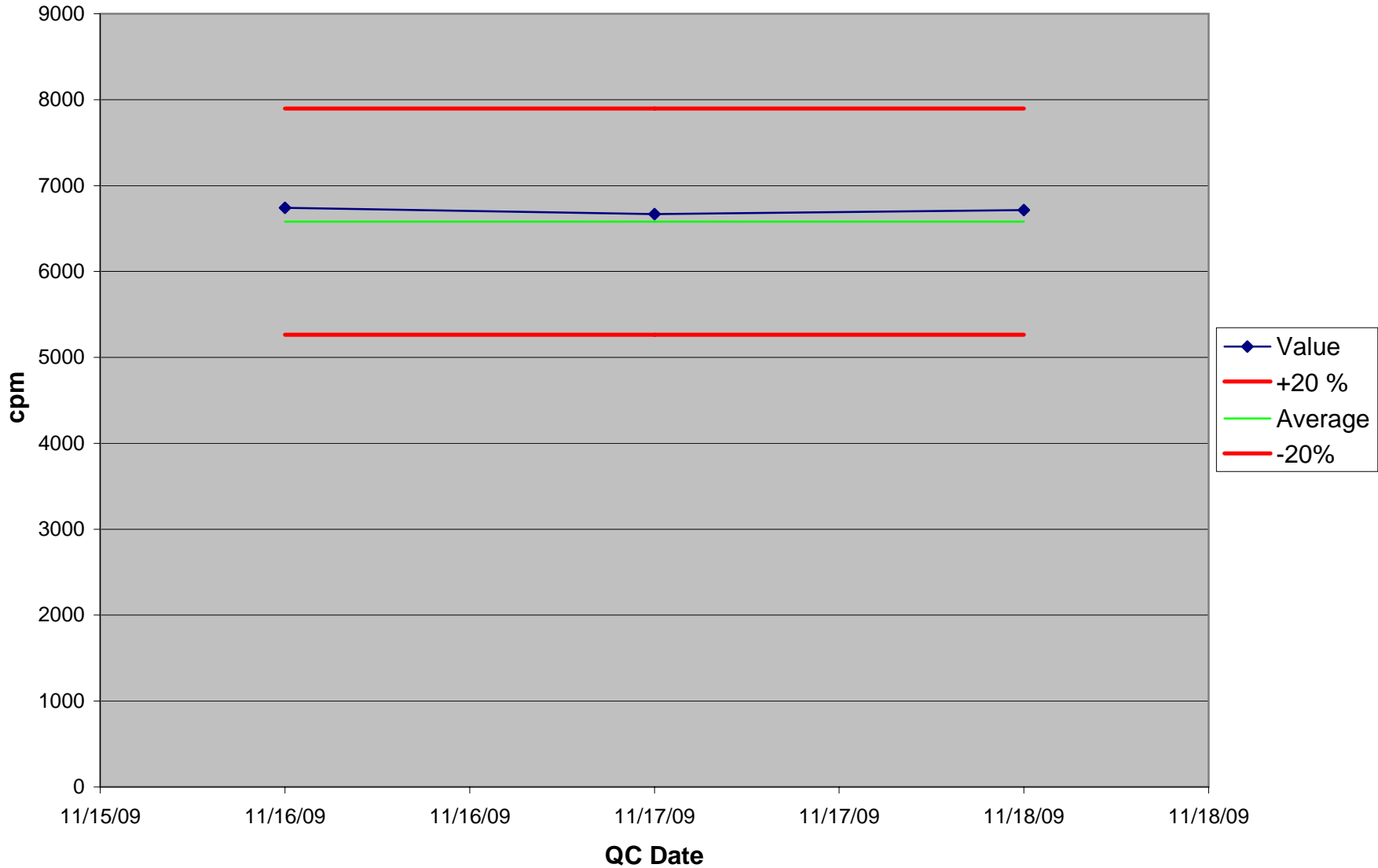
Inst.#PR066273, Daily QC Trend Graph



Inst.#PR066273		
QC Daily Source		
Date	Result (cpm)	P/F
11/16/2009	6742	Pass
11/17/2009	6669	Pass
11/18/2009	6714	Pass

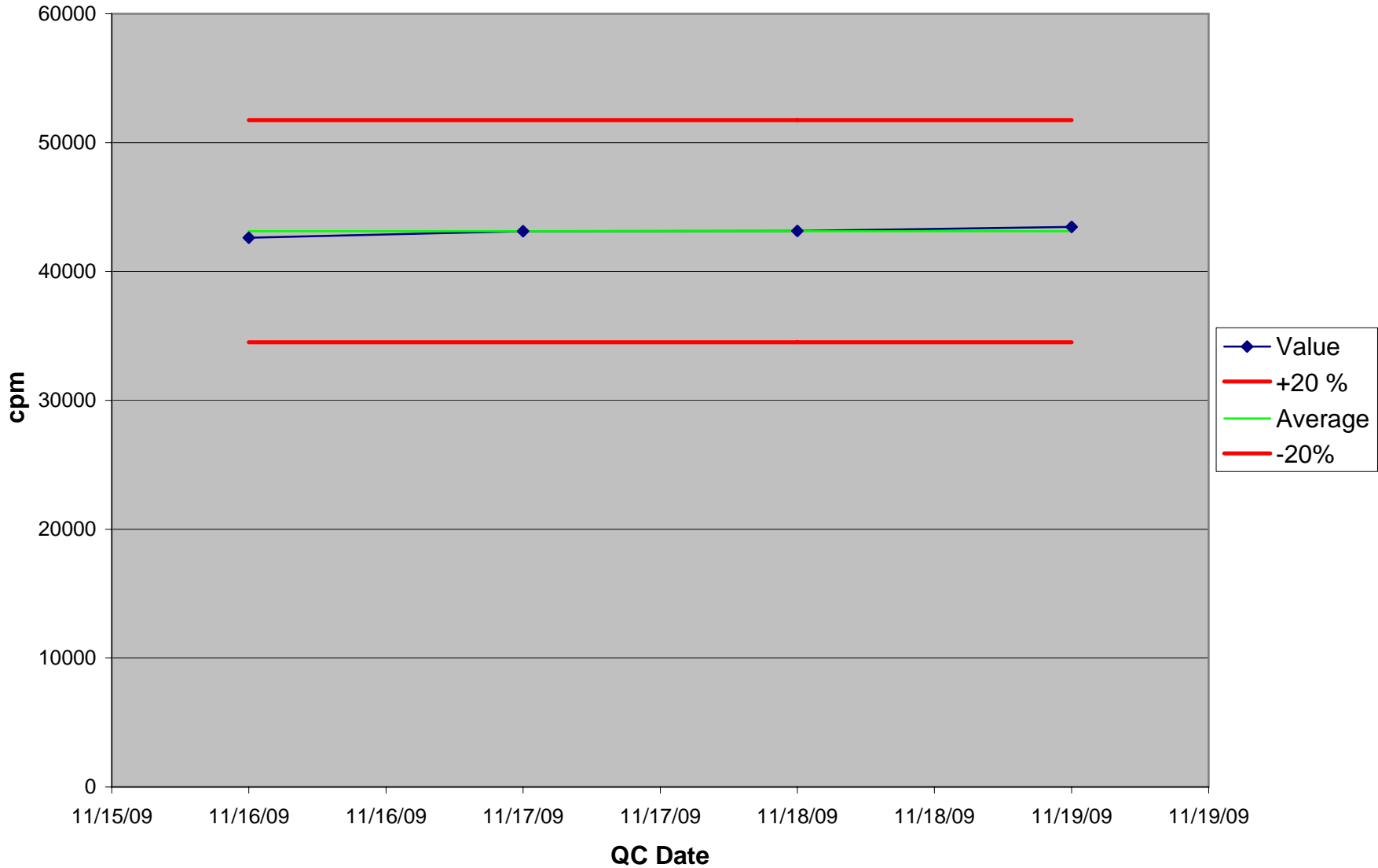
Inst.#PR066273		Source Ser. # 971-115-3	
Initial Source Readings		Nuclide	Tc-99
Date	Result (cpm)		
11/16/2009	6107		
11/16/2009	6131		
11/16/2009	6819		
11/16/2009	6969		
11/16/2009	7095		
11/16/2009	6501		
11/16/2009	6565		
11/16/2009	6616		
11/16/2009	6488		
11/16/2009	6521		
	Average		
	6581		

Inst.#PR066273, Daily QC Trend Graph





Inst.#PR155350, Daily QC Trend Graph



Inst.#PR155350		
QC Daily Source		
Date	Result (cpm)	P/F
11/16/2009	13112	Pass
11/17/2009	13057	Pass
11/18/2009	13171	Pass
11/19/2009	13904	Pass

Inst.#PR155350		Source Ser. #	971-115-3
Initial Source Readings		Nuclide	Tc-99
Date	Result (cpm)		
11/16/2009	12955		
11/16/2009	13090		
11/16/2009	13046		
11/16/2009	13026		
11/16/2009	12988		
11/16/2009	13259		
11/16/2009	13281		
11/16/2009	13100		
11/16/2009	13032		
11/16/2009	13063		
	Average		
	13084		

Inst.#PR155350, Daily QC Trend Graph

