

VIRGINIA ELECTRIC AND POWER COMPANY
RICHMOND, VIRGINIA 23261

April 29, 2011

United States Nuclear Regulatory Commission
Attention: Document Control Desk
Washington, DC 20555-0001

Serial No. 11-219
SS&L/JSA R0
Docket Nos. 50-280
50-281
License Nos. DPR-32
DPR-37

Gentlemen:

VIRGINIA ELECTRIC AND POWER COMPANY
SURRY POWER STATION UNITS 1 AND 2
ANNUAL RADIOACTIVE EFFLUENT RELEASE REPORT

Enclosed is the Surry Power Station Annual Radioactive Effluent Release Report for January 1, 2010 through December 31, 2010. The report, submitted pursuant to Surry Power Station Technical Specification 6.6.B.3, includes a summary of the quantities of radioactive liquid and gaseous effluents and solid waste released during the 2010 calendar year, as outlined in Regulatory Guide 1.21, Revision 1, June 1974.

If you have any further questions, please contact Paul Harris at 757-365-2692.

Sincerely,



B. L. Stanley
Director Safety & Licensing
Surry Power Station

Attachment

Commitments made in this letter: None

cc: U. S. Nuclear Regulatory Commission
Region II
Marquis One Tower
245 Peachtree Center Ave., NE Suite 1200
Atlanta, Georgia 30303-1257

NRC Senior Resident Inspector
Surry Power Station

IE48
NRR


Serial No. 11-219
SPS Annual Rad Effluent Report
Docket Nos.: 50-280, 50-281

ATTACHMENT 1

2010 Annual Radioactive Effluent Release Report

**SURRY POWER STATION UNITS 1 AND 2
VIRGINIA ELECTRIC AND POWER COMPANY**

Surry Power Station



2010 Annual Radioactive Effluent Release Report

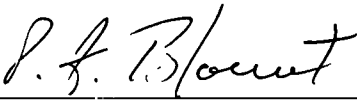


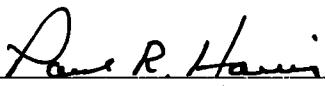
Dominion[®]

ANNUAL RADIOACTIVE EFFLUENT RELEASE REPORT

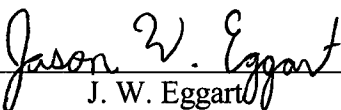
SURRY POWER STATION

January 1, 2010 through December 31, 2010

Prepared By: 
P. F. Blount
Health Physicist

Reviewed By: 
P. R. Harris
Supervisor Radiological Analysis

Reviewed By: 
W. A. Terry
Supervisor Health Physics Technical Services

Approved By: 
J. W. Eggart
Manager Radiological Protection and Chemistry

ANNUAL RADIOACTIVE EFFLUENT RELEASE REPORT
FOR THE
SURRY POWER STATION

January 1, 2010 through December 31, 2010

Index

| <u>Section No.</u> | <u>Subject</u> | <u>Page</u> |
|--------------------|--|-------------|
| 1 | Executive Summary | 1 |
| 2 | Purpose and Scope | 2 |
| 3 | Discussion | 3 |
| 4 | Supplemental Information | 4 |
| | Attachment 1 Effluent Release Data | |
| | Attachment 2 Annual and Quarterly Doses | |
| | Attachment 3 Revisions to Offsite Dose Calculation Manual (ODCM) | |
| | Attachment 4 Major Changes to Radioactive Liquid, Gaseous and Solid Waste Treatment Systems | |
| | Attachment 5 Inoperability of Radioactive Liquid and Gaseous Effluent Monitoring Instrumentation | |
| | Attachment 6 Unplanned Releases | |
| | Attachment 7 Lower Limit of Detection (LLD) for Effluent Sample Analysis | |
| | Attachment 8 Industry Ground Water Protection Initiative | |

FORWARD

This report is submitted as required by Appendix A to Operating License Nos. DPR-32 and DPR-37, Technical Specifications for Surry Power Station, Units 1 and 2, Virginia Electric and Power Company, Docket Nos. 50-280, 50-281, Section 6.6.B.3.

EXECUTIVE SUMMARY
ANNUAL RADIOACTIVE EFFLUENT RELEASE REPORT

The Annual Radioactive Effluent Release Report describes the radiological effluent control program conducted at Surry Power Station during the 2010 calendar year. This document summarizes the quantities of radioactive liquid and gaseous effluents and solid waste released from Surry Power Station in accordance with Regulatory Guide 1.21, "Measuring, Evaluating, and Reporting Radioactivity in Solid Wastes and Releases of Radioactive Materials in Liquid and Gaseous Effluents from Light-Water-Cooled Nuclear Power Plants", Revision 1, June 1974. The report also includes an assessment of radiation doses to the maximum exposed member of the public due to the radioactive liquid and gaseous effluents.

During this reporting period, there were no unplanned liquid or gaseous effluent releases as classified according to the criteria in the Offsite Dose Calculation Manual.

Based on the 2010 effluent release data, 10CFR50 Appendix I dose calculations were performed in accordance with the Offsite Dose Calculation Manual. The dose calculations are as follows:

1. The total body dose due to liquid effluents was 2.25×10^{-4} mrem, which is $3.75 \times 10^{-3}\%$ of the 6 mrem dose limit. The critical organ doses due to liquid effluents, GI-LLI and Liver respectively, were 3.01×10^{-4} mrem and 2.25×10^{-4} mrem. These doses are $1.51 \times 10^{-3}\%$ and $1.13 \times 10^{-3}\%$ of the respective 20 mrem dose limit.
2. The air dose due to noble gases in gaseous effluents was 2.25×10^{-3} mrad gamma, which is $1.13 \times 10^{-2}\%$ of the 20 mrad gamma dose limit, and 1.03×10^{-3} mrad beta, which is $2.58 \times 10^{-3}\%$ of the 40 mrad beta dose limit.
3. The critical organ dose from gaseous effluents due to I-131, I-133, H-3, and particulates with half-lives greater than 8 days is 5.46×10^{-1} mrem, which is $1.82 \times 10^{+0}\%$ of the 30 mrem dose limit.

There were no major changes to the radioactive liquid, gaseous or solid waste treatment systems during this reporting period.

There were no changes to VPAP-2103S, Offsite Dose Calculation Manual, during this reporting period.

In accordance with the Nuclear Energy Institute (NEI) Industry Ground Water Protection Initiative, analysis results of ground water monitoring locations not included in the Radiological Environmental Monitoring Program (REMP), will be included in this report. Ground water monitoring well sample results are provided in Attachment 8.

Based on the radioactivity measured and the dose calculations performed during this reporting period, the operation of Surry Power Station has resulted in negligible radiation dose consequences to the maximum exposed member of the public in unrestricted areas.

Purpose and Scope

Attachment 1 includes a summary of the quantities of radioactive liquid and gaseous effluents and solid waste as outlined in Regulatory Guide 1.21, with data summarized on a quarterly or annual basis following the format of Tables 1, 2 and 3 of Appendix B, thereof. Attachment 2 of this report includes an assessment of radiation doses to the maximum exposed member of the public due to radioactive liquid and gaseous effluents released from the site during 2010.

As required by Technical Specification 6.8.B, changes to the Offsite Dose Calculation Manual (ODCM) for the time period covered by this report are included in Attachment 3. Major changes to the radioactive liquid, gaseous and solid waste treatment systems are reported in Attachment 4, as required by the ODCM, Section 6.7.2. If changes are made to these systems, the report shall include information to support the reason for the change and a summary of the 10CFR50.59 evaluation. In lieu of reporting major changes in this report, major changes to the radioactive waste treatment systems may be submitted as part of the annual FSAR update.

As required by the ODCM, Sections 6.2.2 and 6.3.2, a list and explanation for the inoperability of radioactive liquid and/or gaseous effluent monitoring instrumentation is provided in Attachment 5 of this report. Additionally, a list of unplanned releases during the reporting period is included in Attachment 6.

Attachment 7 provides the typical lower limit of detection (LLD) capabilities of the radioactive effluent analysis instrumentation.

As required by the ODCM, Section 6.7.5, a summary of on-site radioactive spills or leaks that were communicated in accordance with the Industry Ground Water Protection Initiative reporting protocol, and sample analyses from ground water wells that are not part of the Radiological Environmental Monitoring Program are provided in Attachment 8.

Discussion

The basis for the calculation of the percent of technical specification for the critical organ in Table 1A of Attachment 1 is the ODCM, Section 6.3.1, which requires that the dose rate for iodine-131, iodine-133, for tritium, and for all radionuclides in particulate form with half-lives greater than 8 days shall be less than or equal to 1500 mrem/yr to the critical organ at or beyond the site boundary. The critical receptor is the child via the inhalation pathway.

The basis for the calculation of the percent of technical specification for the total body and skin in Table 1A of Attachment 1 is the ODCM, Section 6.3.1, which requires that the dose rate for noble gases to areas at or beyond site boundary shall be less than or equal to 500 mrem/yr to the total body and less than or equal to 3000 mrem/yr to the skin.

The basis for the calculation of the percent of technical specification in Table 2A of Attachment 1 is the ODCM, Section 6.2.1, which states that the concentration of radioactive material releases in liquid effluents to unrestricted areas shall not exceed ten times the concentrations specified in 10CFR20, Appendix B, Table 2, Column 2, for radionuclides other than dissolved or entrained noble gases. For dissolved or entrained noble gases, the concentration shall be limited to 2.00E-04 microcuries/mL.

Percent of technical specification calculations are based on the total gaseous or liquid effluents released for the respective quarter.

The annual and quarterly doses, as reported in Attachment 2, were calculated according to the methodology presented in the ODCM. The beta and gamma air doses due to noble gases released from the site were calculated at the site boundary. The maximum exposed member of the public from the release of airborne iodine-131, iodine-133, tritium and all radionuclides in particulate form with half-lives greater than 8 days, was a child at 2.05 miles with the critical organ being the bone via the ingestion pathway. The maximum exposed member of the public from radioactive materials in liquid effluents in unrestricted areas was an adult, exposed by either the invertebrate or fish pathway, with the critical organ typically being the gastrointestinal-lower large intestine. The total body dose was also determined for this individual.

Presented in Attachment 6 is a list of unplanned gaseous and liquid releases as required by the ODCM, Section 6.7.2.

The typical lower limit of detection (LLD) capabilities of the radioactive effluent analysis instrumentation are presented in Attachment 7. These LLD values are based upon conservative conditions (i.e., minimum sample volumes and maximum delay time prior to analysis). Actual LLD values may be lower. If a radioisotope was not detected when effluent samples were analyzed, then the activity of the radioisotope was reported as Not Detected (N/D) on Attachment 1 of this report. When all isotopes listed on Attachment 1 for a particular quarter and release mode are less than the lower limit of detection, then the totals for this period will be designated as Not Applicable (N/A).

Supplemental Information

Section 6.6.1 of the ODCM requires the identification of the cause(s) for the unavailability of milk, or if required, leafy vegetation samples, and the identification for obtaining replacement samples. As milk was available for collection during this reporting period, leafy vegetation sampling was not required.

As required by the ODCM, Section 6.6.2, evaluation of the Land Use Census is made to determine if new sample location(s) must be added to the Radiological Environmental Monitoring Program. Evaluation of the Land Use Census conducted for this reporting period identified no change in sample locations for the Radiological Environmental Monitoring Program.

Beginning with the year 2010, the NRC recommended that U.S. nuclear power plants evaluate if carbon-14 is a principal radionuclide in gaseous effluents, and if so, report the quantity released in this report. Improvements in effluent management practices and fuel performance over the years have resulted in a decrease in the concentration, and a change in the distribution, of radionuclides released in gaseous effluents to the environment. At Surry Power Station, carbon-14 was determined to be a principal radionuclide in gaseous effluents. An assessment was performed using the technical guidance provided in EPRI Report 1021106, Estimation of Carbon-14 in Nuclear Power Plant Gaseous Effluents. This report includes the estimate of carbon-14 curies released from Surry Power Station in 2010. The public dose reported also includes the contribution of carbon-14.

EFFLUENT RELEASE DATA

January 1, 2010 through December 31, 2010

This attachment includes a summary of the quantities of radioactive liquid and gaseous effluents and solid waste as outlined in Regulatory Guide 1.21, Appendix B.

TABLE 1A

EFFLUENT AND WASTE DISPOSAL ANNUAL REPORT
PERIOD: 1/1/10 TO 12/31/10
GASEOUS EFFLUENT-SUMMATION OF ALL RELEASES

| SURRY POWER STATION UNITS 1&2 | UNIT | FIRST QUARTER | SECOND QUARTER | % EST. ERROR |
|--|---------|---------------|----------------|--------------|
| A. FISSION & ACTIVATION GASES | | | | |
| 1. TOTAL RELEASE | Ci | 1.03E-03 | 8.30E-02 | 1.80E+01 |
| 2. AVE RELEASE RATE FOR PERIOD | μCi/sec | 1.33E-04 | 1.06E-02 | |
| B. IODINE | | | | |
| 1. TOTAL I-131 | Ci | N/D | N/D | 2.80E+01 |
| 2. AVE RELEASE RATE FOR PERIOD | μCi/sec | N/A | N/A | |
| C. PARTICULATE | | | | |
| 1. HALF-LIFE >8 DAYS | Ci | N/D | N/D | 2.80E+01 |
| 2. AVE RELEASE RATE FOR PERIOD | μCi/sec | N/A | N/A | |
| 3. GROSS ALPHA RADIOACTIVITY | Ci | N/D | N/D | |
| D. TRITIUM | | | | |
| 1. TOTAL RELEASE | Ci | 1.33E+01 | 1.21E+01 | 3.10E+01 |
| 2. AVE RELEASE RATE FOR PERIOD | μCi/sec | 1.70E+00 | 1.53E+00 | |
| E. CARBON-14 | | | | |
| 1. TOTAL RELEASE | Ci | 2.86E-02 | 2.30E+00 | |
| 2. AVE RELEASE RATE FOR PERIOD | μCi/sec | 3.67E-03 | 2.93E-01 | |
| PERCENTAGE OF T.S. LIMITS | | | | |
| CRITICAL ORGAN DOSE RATE | % | 4.27E-04 | 4.17E-02 | |
| TOTAL BODY DOSE RATE | % | 3.90E-06 | 9.59E-04 | |
| SKIN DOSE RATE | % | 1.19E-06 | 2.38E-04 | |

TABLE 1A

EFFLUENT AND WASTE DISPOSAL ANNUAL REPORT
PERIOD: 1/1/10 TO 12/31/10
GASEOUS EFFLUENT-SUMMATION OF ALL RELEASES

| SURRY POWER STATION UNITS 1&2 | UNIT | THIRD QUARTER | FOURTH QUARTER | % EST. ERROR |
|--|---------|------------------|-------------------|--------------|
| A. FISSION & ACTIVATION GASES | | | | |
| 1. TOTAL RELEASE | Ci | 3.36E-02 | 5.42E-01 | 1.80E+01 |
| 2. AVE RELEASE RATE FOR PERIOD | μCi/sec | 4.23E-03 | 6.82E-02 | |
| B. IODINE | | | | |
| 1. TOTAL I-131 | Ci | N/D | N/D | 2.80E+01 |
| 2. AVE RELEASE RATE FOR PERIOD | μCi/sec | N/A | N/A | |
| C. PARTICULATE | | | | |
| 1. HALF-LIFE >8 DAYS | Ci | 6.84E-07 | 1.94E-05 | 2.80E+01 |
| 2. AVE RELEASE RATE FOR PERIOD | μCi/sec | 8.61E-08 | 2.45E-06 | |
| 3. GROSS ALPHA RADIOACTIVITY | Ci | N/D | N/D | |
| D. TRITIUM | | | | |
| 1. TOTAL RELEASE | Ci | 1.11E+01 | 9.61E+00 | 3.10E+01 |
| 2. AVE RELEASE RATE FOR PERIOD | μCi/sec | 1.40E+00 | 1.21E+00 | |
| E. CARBON-14 | | | | |
| 1. TOTAL RELEASE | Ci | 9.31E-01 | 1.50E+01 | |
| 2. AVE RELEASE RATE FOR PERIOD | μCi/sec | 1.17E-01 | 1.89E+00 | |
| PERCENTAGE OF T.S. LIMITS | | | | |
| CRITICAL ORGAN DOSE RATE | % | 9.94E-03 | 6.64E-02 | |
| TOTAL BODY DOSE RATE | % | 2.49E-04 | 4.83E-04 | |
| SKIN DOSE RATE | % | 6.13E-05 | 1.27E-04 | |

TABLE 1B

EFFLUENT AND WASTE DISPOSAL ANNUAL REPORT
PERIOD: 1/1/10 TO 12/31/10
GASEOUS EFFLUENTS-MIXED MODE RELEASES

| SURREY POWER STATION UNITS 1&2 | UNIT | CONTINUOUS MODE | | BATCH MODE | |
|--|------|-----------------|----------------|---------------|----------------|
| | | FIRST QUARTER | SECOND QUARTER | FIRST QUARTER | SECOND QUARTER |
| 1. FISSION & ACTIVATION GASES | | | | | |
| Kr-85 | Ci | N/D | N/D | N/D | N/D |
| Kr-85m | Ci | N/D | N/D | N/D | N/D |
| Kr-87 | Ci | N/D | N/D | N/D | N/D |
| Kr-88 | Ci | N/D | N/D | N/D | N/D |
| Xe-133 | Ci | N/D | N/D | 1.97E-04 | 2.23E-04 |
| Xe-135 | Ci | N/D | N/D | N/D | 2.10E-04 |
| Xe-135m | Ci | N/D | N/D | N/D | N/D |
| Xe-138 | Ci | N/D | N/D | N/D | N/D |
| Xe-131m | Ci | N/D | N/D | N/D | N/D |
| Xe-133m | Ci | N/D | N/D | N/D | N/D |
| Ar-41 | Ci | N/D | N/D | N/D | N/D |
| TOTAL FOR PERIOD | Ci | N/A | N/A | 1.97E-04 | 4.33E-04 |
| 2. IODINES | | | | | |
| I-131 | Ci | N/D | N/D | N/D | N/D |
| I-133 | Ci | N/D | N/D | N/D | N/D |
| I-135 | Ci | N/D | N/D | N/D | N/D |
| TOTAL FOR PERIOD | Ci | N/A | N/A | N/A | N/A |
| 3. PARTICULATES | | | | | |
| Sr-89 | Ci | N/D | N/D | N/D | N/D |
| Sr-90 | Ci | N/D | N/D | N/D | N/D |
| Cs-134 | Ci | N/D | N/D | N/D | N/D |
| Cs-137 | Ci | N/D | N/D | N/D | N/D |
| Ba-140 | Ci | N/D | N/D | N/D | N/D |
| La-140 | Ci | N/D | N/D | N/D | N/D |
| Co-58 | Ci | N/D | N/D | N/D | N/D |
| Co-60 | Ci | N/D | N/D | N/D | N/D |
| Mn-54 | Ci | N/D | N/D | N/D | N/D |
| Fe-59 | Ci | N/D | N/D | N/D | N/D |
| Zn-65 | Ci | N/D | N/D | N/D | N/D |
| Mo-99 | Ci | N/D | N/D | N/D | N/D |
| Ce-141 | Ci | N/D | N/D | N/D | N/D |
| Ce-144 | Ci | N/D | N/D | N/D | N/D |
| C-14 | Ci | N/D | N/D | 5.46E-03 | 1.20E-02 |
| TOTAL FOR PERIOD | Ci | N/A | N/A | 5.46E-03 | 1.20E-02 |

TABLE 1B

EFFLUENT AND WASTE DISPOSAL ANNUAL REPORT
PERIOD: 1/1/10 TO 12/31/10
GASEOUS EFFLUENTS-MIXED MODE RELEASES

| SURREY POWER STATION UNITS 1&2 | UNIT | CONTINUOUS MODE | | BATCH MODE | |
|--|------|-----------------|----------------|---------------|----------------|
| | | THIRD QUARTER | FOURTH QUARTER | THIRD QUARTER | FOURTH QUARTER |
| 1. FISSION & ACTIVATION GASES | | | | | |
| Kr-85 | Ci | N/D | N/D | N/D | N/D |
| Kr-85m | Ci | N/D | N/D | N/D | 7.80E-04 |
| Kr-87 | Ci | N/D | N/D | N/D | N/D |
| Kr-88 | Ci | N/D | N/D | N/D | 2.72E-04 |
| Xe-133 | Ci | N/D | N/D | 1.17E-02 | 3.52E-01 |
| Xe-135 | Ci | 1.30E-04 | N/D | N/D | 5.00E-02 |
| Xe-135m | Ci | N/D | N/D | N/D | N/D |
| Xe-138 | Ci | N/D | N/D | N/D | N/D |
| Xe-131m | Ci | N/D | N/D | N/D | 3.00E-03 |
| Xe-133m | Ci | N/D | N/D | N/D | 5.06E-03 |
| Ar-41 | Ci | 1.98E-03 | N/D | N/D | 9.04E-04 |
| TOTAL FOR PERIOD | Ci | 2.11E-03 | N/A | 1.17E-02 | 4.12E-01 |
| 2. IODINES | | | | | |
| I-131 | Ci | N/D | N/D | N/D | N/D |
| I-133 | Ci | N/D | N/D | N/D | N/D |
| I-135 | Ci | N/D | N/D | N/D | N/D |
| TOTAL FOR PERIOD | Ci | N/A | N/A | N/A | N/A |
| 3. PARTICULATES | | | | | |
| Sr-89 | Ci | N/D | N/D | N/D | N/D |
| Sr-90 | Ci | N/D | N/D | N/D | N/D |
| Cs-134 | Ci | N/D | N/D | N/D | N/D |
| Cs-137 | Ci | N/D | N/D | N/D | N/D |
| Ba-140 | Ci | N/D | N/D | N/D | N/D |
| La-140 | Ci | N/D | N/D | N/D | N/D |
| Co-58 | Ci | N/D | N/D | N/D | N/D |
| Co-60 | Ci | N/D | N/D | N/D | N/D |
| Mn-54 | Ci | N/D | N/D | N/D | N/D |
| Fe-59 | Ci | N/D | N/D | N/D | N/D |
| Zn-65 | Ci | N/D | N/D | N/D | N/D |
| Mo-99 | Ci | N/D | N/D | N/D | N/D |
| Ce-141 | Ci | N/D | N/D | N/D | N/D |
| Ce-144 | Ci | N/D | N/D | N/D | N/D |
| C-14 | Ci | 5.83E-02 | N/D | 3.23E-01 | 1.14E+01 |
| TOTAL FOR PERIOD | Ci | 5.83E-02 | N/A | 3.23E-01 | 1.14E+01 |

EFFLUENT AND WASTE DISPOSAL ANNUAL REPORT
PERIOD: 1/1/10 TO 12/31/10
GASEOUS EFFLUENTS-GROUND LEVEL RELEASES

| SURREY POWER STATION UNITS 1&2 | UNIT | CONTINUOUS MODE | | BATCH MODE | |
|--|------|-----------------|----------------|---------------|----------------|
| | | FIRST QUARTER | SECOND QUARTER | FIRST QUARTER | SECOND QUARTER |
| 1. FISSION & ACTIVATION GASES | | | | | |
| Kr-85 | Ci | N/D | N/D | N/D | N/D |
| Kr-85m | Ci | N/D | N/D | N/D | N/D |
| Kr-87 | Ci | N/D | N/D | N/D | N/D |
| Kr-88 | Ci | N/D | N/D | N/D | N/D |
| Xe-133 | Ci | N/D | 2.40E-05 | N/D | 3.74E-03 |
| Xe-135 | Ci | 1.34E-04 | 2.15E-04 | 5.58E-04 | 9.59E-03 |
| Xe-135m | Ci | N/D | N/D | N/D | N/D |
| Xe-138 | Ci | N/D | N/D | N/D | N/D |
| Xe-131m | Ci | N/D | N/D | N/D | N/D |
| Xe-133m | Ci | N/D | N/D | N/D | N/D |
| Ar-41 | Ci | 1.44E-04 | 1.22E-03 | N/D | 6.78E-02 |
| TOTAL FOR PERIOD | Ci | 2.78E-04 | 1.46E-03 | 5.58E-04 | 8.11E-02 |
| 2. IODINES | | | | | |
| I-131 | Ci | N/D | N/D | N/D | N/D |
| I-132 | Ci | N/D | N/D | N/D | N/D |
| I-135 | Ci | N/D | N/D | N/D | N/D |
| TOTAL FOR PERIOD | Ci | N/A | N/A | N/A | N/A |
| 3. PARTICULATES | | | | | |
| Sr-89 | Ci | N/D | N/D | N/D | N/D |
| Sr-90 | Ci | N/D | N/D | N/D | N/D |
| Cs-134 | Ci | N/D | N/D | N/D | N/D |
| Cs-137 | Ci | N/D | N/D | N/D | N/D |
| Ba-140 | Ci | N/D | N/D | N/D | N/D |
| La-140 | Ci | N/D | N/D | N/D | N/D |
| Co-58 | Ci | N/D | N/D | N/D | N/D |
| Co-60 | Ci | N/D | N/D | N/D | N/D |
| Mn-54 | Ci | N/D | N/D | N/D | N/D |
| Fe-59 | Ci | N/D | N/D | N/D | N/D |
| Zn-65 | Ci | N/D | N/D | N/D | N/D |
| Mo-99 | Ci | N/D | N/D | N/D | N/D |
| Ce-141 | Ci | N/D | N/D | N/D | N/D |
| Ce-144 | Ci | N/D | N/D | N/D | N/D |
| C-14 | Ci | 7.69E-03 | 4.04E-02 | 1.54E-02 | 2.25E+00 |
| TOTAL FOR PERIOD | Ci | 7.69E-03 | 4.04E-02 | 1.54E-02 | 2.25E+00 |

EFFLUENT AND WASTE DISPOSAL ANNUAL REPORT
PERIOD: 1/1/10 TO 12/31/10
GASEOUS EFFLUENTS-GROUND LEVEL RELEASES

| SURREY POWER STATION UNITS 1&2 | UNIT | CONTINUOUS MODE | | BATCH MODE | |
|--|------|-----------------|----------------|---------------|----------------|
| | | THIRD QUARTER | FOURTH QUARTER | THIRD QUARTER | FOURTH QUARTER |
| 1. FISSION & ACTIVATION GASES | | | | | |
| Kr-85 | Ci | N/D | N/D | N/D | N/D |
| Kr-85m | Ci | N/D | N/D | N/D | N/D |
| Kr-87 | Ci | N/D | N/D | N/D | N/D |
| Kr-88 | Ci | N/D | N/D | N/D | N/D |
| Xe-133 | Ci | 1.50E-05 | 5.18E-05 | N/D | 9.10E-02 |
| Xe-135 | Ci | 1.53E-04 | 9.84E-05 | 1.14E-03 | 7.73E-03 |
| Xe-135m | Ci | 5.39E-05 | 4.96E-05 | N/D | N/D |
| Xe-138 | Ci | N/D | N/D | N/D | N/D |
| Xe-131m | Ci | N/D | N/D | N/D | N/D |
| Xe-133m | Ci | N/D | N/D | N/D | 4.76E-05 |
| Ar-41 | Ci | 1.11E-03 | 6.72E-04 | 1.73E-02 | 3.08E-02 |
| TOTAL FOR PERIOD | Ci | 1.33E-03 | 8.72E-04 | 1.84E-02 | 1.30E-01 |
| 2. IODINES | | | | | |
| I-131 | Ci | N/D | N/D | N/D | N/D |
| I-133 | Ci | N/D | N/D | N/D | N/D |
| I-135 | Ci | N/D | N/D | N/D | N/D |
| TOTAL FOR PERIOD | Ci | N/A | N/A | N/A | N/A |
| 3. PARTICULATES | | | | | |
| Sr-89 | Ci | N/D | N/D | N/D | N/D |
| Sr-90 | Ci | N/D | N/D | N/D | N/D |
| Cs-134 | Ci | N/D | N/D | N/D | N/D |
| Cs-137 | Ci | N/D | N/D | N/D | N/D |
| Ba-140 | Ci | N/D | N/D | N/D | N/D |
| La-140 | Ci | N/D | N/D | N/D | N/D |
| Co-58 | Ci | 6.84E-07 | 1.94E-05 | N/D | N/D |
| Co-60 | Ci | N/D | N/D | N/D | N/D |
| Mn-54 | Ci | N/D | N/D | N/D | N/D |
| Fe-59 | Ci | N/D | N/D | N/D | N/D |
| Zn-65 | Ci | N/D | N/D | N/D | N/D |
| Mo-99 | Ci | N/D | N/D | N/D | N/D |
| Ce-141 | Ci | N/D | N/D | N/D | N/D |
| Ce-144 | Ci | N/D | N/D | N/D | N/D |
| C-14 | Ci | 3.70E-02 | 2.41E-02 | 5.12E-01 | 3.59E+00 |
| TOTAL FOR PERIOD | Ci | 3.70E-02 | 2.41E-02 | 5.12E-01 | 3.59E+00 |

TABLE 2A

EFFLUENT AND WASTE DISPOSAL ANNUAL REPORT
PERIOD: 1/1/10 TO 12/31/10
LIQUID EFFLUENTS-SUMMATION OF ALL RELEASES

| SURRY POWER STATION UNITS 1&2 | UNIT | FIRST QUARTER | SECOND QUARTER | % EST. ERROR |
|--|--------|------------------|-------------------|--------------|
| A. FISSION AND ACTIVATION PRODUCTS | | | | |
| 1. TOTAL RELEASE (NOT INCLUDING TRITIUM, GASES, ALPHA) | Ci | 4.72E-03 | 2.17E-03 | 2.00E+01 |
| 2. AVE DIL. CONC. DURING PERIOD | µCi/mL | 7.20E-12 | 3.07E-12 | |
| 3. PERCENT OF APPLICABLE LIMIT | % | 2.30E-05 | 1.53E-05 | |
| B. TRITIUM | | | | |
| 1. TOTAL RELEASE | Ci | 1.04E+02 | 1.14E+02 | 2.00E+01 |
| 2. AVE DIL. CONC. DURING PERIOD | µCi/mL | 1.58E-07 | 1.62E-07 | |
| 3. PERCENT OF APPLICABLE LIMIT | % | 1.58E-03 | 1.62E-03 | |
| C. DISSOLVED AND ENTRAINED GASES | | | | |
| 1. TOTAL RELEASE | Ci | N/D | N/D | 2.00E+01 |
| 2. AVE DIL. CONC. DURING PERIOD | µCi/mL | N/A | N/A | |
| 3. PERCENT OF APPLICABLE LIMIT | % | N/A | N/A | |
| D. GROSS ALPHA RADIOACTIVITY | | | | |
| 1. TOTAL RELEASE | Ci | N/D | N/D | 2.00E+01 |
| E. VOLUME OF WASTE RELEASED (PRIOR TO DILUTION) | | | | |
| | LITERS | 3.70E+07 | 4.21E+07 | 3.00E+00 |
| F. VOLUME OF DILUTION WATER USED DURING PERIOD | | | | |
| | LITERS | 6.56E+11 | 7.06E+11 | 3.00E+00 |

TABLE 2A

EFFLUENT AND WASTE DISPOSAL ANNUAL REPORT
PERIOD: 1/1/10 TO 12/31/10
LIQUID EFFLUENTS-SUMMATION OF ALL RELEASES

| SURRY POWER STATION UNITS 1&2 | UNIT | THIRD QUARTER | FOURTH QUARTER | % EST. ERROR |
|--|--------|---------------|----------------|--------------|
| A. FISSION AND ACTIVATION PRODUCTS | | | | |
| 1. TOTAL RELEASE (NOT INCLUDING TRITIUM, GASES, ALPHA) | Ci | 1.81E-03 | 1.44E-03 | 2.00E+01 |
| 2. AVE DIL. CONC. DURING PERIOD | μCi/mL | 2.47E-12 | 2.67E-12 | |
| 3. PERCENT OF APPLICABLE LIMIT | % | 9.61E-06 | 8.16E-06 | |
| B. TRITIUM | | | | |
| 1. TOTAL RELEASE | Ci | 5.48E+02 | 2.20E+02 | 2.00E+01 |
| 2. AVE DIL. CONC. DURING PERIOD | μCi/mL | 7.46E-07 | 4.08E-07 | |
| 3. PERCENT OF APPLICABLE LIMIT | % | 7.46E-03 | 4.08E-03 | |
| C. DISSOLVED AND ENTRAINED GASES | | | | |
| 1. TOTAL RELEASE | Ci | N/D | N/D | 2.00E+01 |
| 2. AVE DIL. CONC. DURING PERIOD | μCi/mL | N/A | N/A | |
| 3. PERCENT OF APPLICABLE LIMIT | % | N/A | N/A | |
| D. GROSS ALPHA RADIOACTIVITY | | | | |
| 1. TOTAL RELEASE | Ci | N/D | N/D | 2.00E+01 |
| E. VOLUME OF WASTE RELEASED (PRIOR TO DILUTION) | | | | |
| | LITERS | 4.42E+07 | 5.03E+07 | 3.00E+00 |
| F. VOLUME OF DILUTION WATER USED DURING PERIOD | | | | |
| | LITERS | 7.35E+11 | 5.38E+11 | 3.00E+00 |

TABLE 2B

EFFLUENT AND WASTE DISPOSAL ANNUAL REPORT
PERIOD: 1/1/10 TO 12/31/10
LIQUID EFFLUENTS

| SURREY POWER STATION UNITS 1&2 | UNIT | CONTINUOUS MODE | | BATCH MODE | |
|--------------------------------|------|-----------------|----------------|---------------|----------------|
| | | FIRST QUARTER | SECOND QUARTER | FIRST QUARTER | SECOND QUARTER |
| Sr-89 | Ci | N/D | N/D | N/D | N/D |
| Sr-90 | Ci | N/D | N/D | N/D | N/D |
| Fe-55 | Ci | N/D | N/D | N/D | N/D |
| Cs-134 | Ci | N/D | N/D | N/D | N/D |
| Cs-137 | Ci | 5.62E-04 | 7.41E-04 | N/D | 5.21E-05 |
| I-131 | Ci | N/D | N/D | N/D | N/D |
| Co-58 | Ci | N/D | N/D | 7.48E-04 | 2.13E-04 |
| Co-60 | Ci | N/D | 8.80E-06 | 2.65E-03 | 7.73E-04 |
| Fe-59 | Ci | N/D | N/D | N/D | N/D |
| Zn-65 | Ci | N/D | N/D | N/D | N/D |
| Mn-54 | Ci | N/D | N/D | 7.30E-05 | 1.45E-05 |
| Cr-51 | Ci | N/D | N/D | 7.38E-05 | N/D |
| Zr-95 | Ci | N/D | N/D | N/D | N/D |
| Nb-95 | Ci | N/D | N/D | N/D | N/D |
| Mo-99 | Ci | N/D | N/D | N/D | N/D |
| Tc-99m | Ci | N/D | N/D | N/D | N/D |
| Ba-140 | Ci | N/D | N/D | N/D | N/D |
| La-140 | Ci | N/D | N/D | N/D | N/D |
| Ce-141 | Ci | N/D | N/D | N/D | N/D |
| Ce-144 | Ci | N/D | N/D | N/D | N/D |
| Sb-124 | Ci | N/D | N/D | 1.91E-05 | N/D |
| Sb-125 | Ci | N/D | N/D | 5.55E-04 | 3.57E-04 |
| Co-57 | Ci | N/D | N/D | 3.49E-05 | 6.25E-06 |
| TOTAL FOR PERIOD | Ci | 5.62E-04 | 7.49E-04 | 4.16E-03 | 1.42E-03 |

TABLE 2B

EFFLUENT AND WASTE DISPOSAL ANNUAL REPORT
PERIOD: 1/1/10 TO 12/31/10
LIQUID EFFLUENTS

| SURREY POWER STATION UNITS 1&2 | UNIT | CONTINUOUS MODE | | BATCH MODE | |
|--------------------------------|------|-----------------|----------------|---------------|----------------|
| | | THIRD QUARTER | FOURTH QUARTER | THIRD QUARTER | FOURTH QUARTER |
| Sr-89 | Ci | N/D | N/D | N/D | N/D |
| Sr-90 | Ci | N/D | N/D | N/D | N/D |
| Fe-55 | Ci | N/D | N/D | N/D | N/D |
| Cs-134 | Ci | N/D | N/D | N/D | N/D |
| Cs-137 | Ci | 6.38E-04 | 2.40E-04 | 9.48E-06 | 5.39E-05 |
| I-131 | Ci | N/D | N/D | N/D | 1.98E-05 |
| Co-58 | Ci | N/D | N/D | 6.60E-05 | 2.39E-04 |
| Co-60 | Ci | N/D | N/D | 6.30E-05 | 2.90E-04 |
| Fe-59 | Ci | N/D | N/D | N/D | N/D |
| Zn-65 | Ci | N/D | N/D | N/D | N/D |
| Mn-54 | Ci | N/D | N/D | N/D | N/D |
| Cr-51 | Ci | N/D | N/D | N/D | 9.92E-05 |
| Zr-95 | Ci | N/D | N/D | N/D | N/D |
| Nb-95 | Ci | N/D | N/D | N/D | N/D |
| Mo-99 | Ci | N/D | N/D | N/D | N/D |
| Tc-99m | Ci | N/D | N/D | N/D | N/D |
| Ba-140 | Ci | N/D | N/D | N/D | N/D |
| La-140 | Ci | N/D | N/D | N/D | N/D |
| Ce-141 | Ci | N/D | N/D | N/D | N/D |
| Ce-144 | Ci | N/D | N/D | N/D | N/D |
| Sb-124 | Ci | N/D | N/D | N/D | 4.10E-06 |
| Sb-125 | Ci | N/D | N/D | 1.04E-03 | 4.93E-04 |
| Co-57 | Ci | N/D | N/D | N/D | N/D |
| TOTAL FOR PERIOD | Ci | 6.38E-04 | 2.40E-04 | 1.18E-03 | 1.20E-03 |
| Xe-133 | Ci | N/D | N/D | N/D | N/D |
| Xe-135 | Ci | N/D | N/D | N/D | N/D |
| TOTAL FOR PERIOD | Ci | N/A | N/A | N/A | N/A |

TABLE 3

EFFLUENT AND WASTE DISPOSAL ANNUAL REPORT
SOLID WASTE AND IRRADIATED FUEL SHIPMENTS
PERIOD: 1/1/10 - 12/31/10

SURRY POWER STATION

A. SOLID WASTE SHIPPED OFFSITE FOR BURIAL OR DISPOSAL (Not irradiated fuel)

| 1. Type of waste | | 12 month Period | | Est. Total Error, % |
|---|----------------------|----------------------|--------|------------------------|
| a. Spent resins, filter sludges, evaporator bottoms, etc. | m ³ Ci | 1.56E+01 4.11E+02 | Note 1 | 1.00E+01 3.00E+01 |
| b. Dry compressible waste, contaminated equip., etc. | m ³ Ci | 2.92E+02 1.16E+00 | Note 2 | 1.00E+01 3.00E+01 |
| c. Irradiated components, control rods, etc. | m ³ Ci | 0.00E+00 0.00E+00 | | 1.00E+01 3.00E+01 |
| d. Other (Waste oil) | m ³ Ci | 0.00E+00 0.00E+00 | Note 3 | 1.00E+01 3.00E+01 |

2. Estimate of major nuclide composition (by type of waste)

| | | |
|----------|---|----------|
| a. Ni-63 | % | 5.39E+01 |
| Co-60 | % | 3.31E+01 |
| Fe-55 | % | 5.10E+00 |
| Mn-54 | % | 3.30E+00 |
| Co-58 | % | 1.71E+00 |
| Cs-137 | % | 1.05E+00 |
| b. Fe-55 | % | 2.71E+01 |
| Co-58 | % | 2.58E+01 |
| Co-60 | % | 1.86E+01 |
| Ni-63 | % | 1.01E+01 |
| Cs-137 | % | 7.10E+00 |
| Cr-51 | % | 5.23E+00 |
| Nb-95 | % | 1.16E+00 |
| c. | % | |
| d. | % | |

TABLE 3

EFFLUENT AND WASTE DISPOSAL ANNUAL REPORT

SOLID WASTE AND IRRADIATED FUEL SHIPMENTS

PERIOD: 1/1/10 - 12/31/10

CONTINUED

SURRY POWER STATION

A. SOLID WASTE SHIPPED OFFSITE FOR BURIAL OR DISPOSAL (Not irradiated fuel)

3. Solid Waste Disposition

| <u>Number of Shipments</u> | <u>Mode of Transportation</u> | <u>Destination</u> |
|----------------------------|-------------------------------|----------------------------------|
| 10 | Truck | Oak Ridge, TN (EnergySolutions) |
| 4 | Truck | Erwin, TN (Studsvik) |

B. IRRADIATED FUEL SHIPMENT (Disposition)

| <u>Number of Shipments</u> | <u>Mode of Transportation</u> | <u>Destination</u> |
|----------------------------|-------------------------------|--------------------|
| 0 | | |

NOTE 1: Some of this waste was shipped to licensed waste processors for processing and/or volume reduction. Therefore, this volume is not representative of the actual volume buried. The total volume buried for this reporting period is 1.90E+01 m³.

NOTE 2: Some DAW was shipped to licensed waste processors for processing and/or volume reduction. Therefore, this volume is not representative of the actual volume buried. The total volume buried for this reporting period is 1.10E+02 m³.

NOTE 3: This waste was shipped to a licensed waste processor for processing and/or volume reduction. Therefore, this volume is not representative of the actual volume buried. The total volume buried for this reporting period is 9.50E-01 m³.

ANNUAL AND QUARTERLY DOSES

An assessment of radiation doses to the maximum exposed member of the public due to radioactive liquid and gaseous effluents released from the site for each calendar quarter for the calendar year of this report, along with an annual total of each effluent pathway is made pursuant to the ODCM, Section 6.7.2, requirement.

| 2011 | LIQUID | | | GASEOUS | | |
|-------------|----------------------|------------------|-----------------|-----------------|----------------|----------------|
| | Total Body (mrem) | GI-LLI (mrem) | Liver (mrem) | Gamma (mrad) | Beta (mrad) | Bone (mrem) |
| 1st Quarter | 2.98E-05 | 8.46E-05 | 2.76E-05 | 5.07E-06 | 4.14E-06 | 1.72E-03 |
| 2nd Quarter | 2.63E-05 | 3.84E-05 | 2.73E-05 | 1.26E-03 | 4.84E-04 | 1.67E-01 |
| 3rd Quarter | 9.69E-05 | 9.66E-05 | 9.83E-05 | 3.32E-04 | 1.22E-04 | 4.25E-02 |
| 4th Quarter | 7.16E-05 | 8.16E-05 | 7.19E-05 | 6.49E-04 | 4.21E-04 | 3.35E-01 |
| Annual | 2.25E-04 | 3.01E-04 | 2.25E-04 | 2.25E-03 | 1.03E-03 | 5.46E-01 |

REVISIONS TO OFFSITE DOSE CALCULATION MANUAL (ODCM)

As required by Technical Specification 6.8.B, revisions to the ODCM, effective for the time period covered by this report, are included with this attachment. There were no revisions to the ODCM implemented during this reporting period.

**MAJOR CHANGES TO RADIOACTIVE LIQUID,
GASEOUS AND SOLID WASTE TREATMENT SYSTEMS**

There were no major changes to the radioactive liquid, gaseous or solid waste treatment systems for this reporting period.

**INOPERABILITY OF RADIOACTIVE LIQUID AND GASEOUS
EFFLUENT MONITORING INSTRUMENTATION**

The Annual Radioactive Effluent Release Report shall explain why monitoring instrumentation required by the ODCM Attachments 1 and 5, which were determined to be inoperable, were not returned to operable status within 30 days. Two components of the above referenced instrumentation were inoperable greater than 30 days during this reporting period.

The normal range noble gas radiation monitor, 1-VG-RM-131B, for the Ventilation Vent #2 stack and its associated stack flow rate monitor, 1-VS-FT-116, were out of service from 6/7/10 to 7/28/10. During the calibration of 1-VS-FT-116, the square root extractor failed rendering the stack flow rate monitor inoperable. Due to material obsolescence, Design Change SU-10-01092 was issued to obtain a replacement square root extractor. With 1-VS-FT-116 electrically disconnected, a feedback loop from 1-VS-FT-116 to the sample pump for 1-VG-RM-131B was not available. The unavailability of the feedback loop caused the sample pump to secure and this rendered the noble gas radiation monitor inoperable. In accordance with the ODCM, compensatory measures were instituted for Ventilation Vent #2 to provide for continuous particulate and iodine sampling, noble gas grab sampling and estimation of the of the Ventilation Vent #2 stack effluent exhaust rate. Design Change SU-10-01092 was completed on 7/27/10 and 1-VS-FT-116 and 1-VG-RM-131B were returned to operable status on 7/28/10.

UNPLANNED RELEASES

There were no unplanned liquid or unplanned gaseous releases during this reporting period.

LOWER LIMIT OF DETECTION (LLD) FOR EFFLUENT SAMPLE ANALYSIS

| <u>GASEOUS:</u> | <u>Isotope</u> | <u>Required LLD</u> | <u>Typical LLD</u> |
|-----------------|----------------|---------------------|---------------------|
| | Kr-87 | 1.00E-04 | 2.24E-08 - 2.72E-06 |
| | Kr-88 | 1.00E-04 | 1.98E-08 - 3.28E-06 |
| | Xe-133 | 1.00E-04 | 8.65E-09 - 2.04E-06 |
| | Xe-133m | 1.00E-04 | 3.73E-08 - 8.37E-06 |
| | Xe-135 | 1.00E-04 | 4.92E-09 - 1.06E-06 |
| | Xe-135m | 1.00E-04 | 2.93E-07 - 4.84E-06 |
| | Xe-138 | 1.00E-04 | 6.04E-07 - 9.83E-06 |
| | I-131 | 1.00E-12 | 5.99E-14 - 1.01E-13 |
| | I-133 | 1.00E-10 | 1.10E-12 - 2.16E-12 |
| | Sr-89 | 1.00E-11 | 1.28E-14 - 3.00E-12 |
| | Sr-90 | 1.00E-11 | 1.53E-15 - 3.90E-13 |
| | Cs-134 | 1.00E-11 | 2.24E-14 - 4.01E-13 |
| | Cs-137 | 1.00E-11 | 6.90E-14 - 6.83E-13 |
| | Mn-54 | 1.00E-11 | 3.46E-14 - 4.44E-13 |
| | Fe-59 | 1.00E-11 | 4.09E-14 - 1.04E-12 |
| | Co-58 | 1.00E-11 | 3.17E-14 - 5.45E-13 |
| | Co-60 | 1.00E-11 | 5.59E-14 - 5.41E-13 |
| | Zn-65 | 1.00E-11 | 7.87E-14 - 9.91E-13 |
| | Mo-99 | 1.00E-11 | 4.63E-13 - 4.00E-12 |
| | Ce-141 | 1.00E-11 | 4.36E-14 - 3.98E-13 |
| | Ce-144 | 1.00E-11 | 1.59E-13 - 1.73E-12 |
| | Alpha | 1.00E-11 | 1.70E-14 - 1.71E-14 |
| | Tritium | 1.00E-06 | 6.38E-08 - 8.84E-08 |
| <u>LIQUID:</u> | Sr-89 | 5.00E-08 | 1.78E-08 - 3.38E-08 |
| | Sr-90 | 5.00E-08 | 3.63E-09 - 9.46E-08 |
| | Cs-134 | 5.00E-07 | 5.36E-09 - 1.18E-08 |
| | Cs-137 | 5.00E-07 | 1.40E-08 - 2.00E-08 |
| | I-131 | 1.00E-06 | 8.73E-09 - 2.08E-08 |
| | Co-58 | 5.00E-07 | 6.23E-09 - 2.13E-08 |
| | Co-60 | 5.00E-07 | 9.52E-09 - 2.39E-08 |
| | Fe-59 | 5.00E-07 | 8.29E-09 - 3.40E-08 |
| | Zn-65 | 5.00E-07 | 1.60E-08 - 3.42E-08 |
| | Mn-54 | 5.00E-07 | 6.19E-09 - 1.42E-08 |
| | Mo-99 | 5.00E-07 | 7.23E-08 - 2.73E-07 |
| | Ce-141 | 5.00E-07 | 9.85E-09 - 1.76E-08 |
| | Ce-144 | 5.00E-07 | 4.48E-08 - 7.70E-08 |
| | Fe-55 | 1.00E-06 | 3.53E-07 - 8.83E-07 |
| | Alpha | 1.00E-07 | 2.89E-08 - 2.91E-08 |
| | Tritium | 1.00E-05 | 1.58E-06 - 2.20E-06 |
| | Xe-133 | 1.00E-05 | 1.36E-08 - 2.98E-08 |
| | Xe-135 | 1.00E-05 | 7.03E-09 - 1.30E-08 |
| | Xe-133m | 1.00E-05 | 5.35E-08 - 9.74E-08 |
| | Xe-135m | 1.00E-05 | 3.95E-07 - 7.38E-07 |
| | Xe-138 | 1.00E-05 | 8.60E-07 - 2.11E-06 |
| | Kr-87 | 1.00E-05 | 3.08E-08 - 4.94E-08 |
| | Kr-88 | 1.00E-05 | 2.88E-08 - 4.96E-08 |

INDUSTRY GROUND WATER PROTECTION INITIATIVE

The following is a summary of 2010 sample analyses of ground water monitoring wells that are not a part of the Radiological Environmental Monitoring Program (REMP). Analyses are performed by an independent laboratory.

| Well Designation | Sample Date | Tritium pCi/Liter | Gamma pCi/Liter | Fe-55 pCi/Liter | Ni-63 pCi/Liter | Sr-90 pCi/Liter | TRU pCi/Liter |
|------------------|-------------|-------------------|-----------------|-----------------|-----------------|-----------------|---------------|
| 1-PL-Piez-04 | 2/24/10 | <776 | ND | NA | NA | NA | NA |
| 1-PL-Piez-06 | 2/24/10 | 1,780 | ND | <48.1 | <15.4 | <0.667 | NA |
| 1-PL-Piez-27 | 2/24/10 | <756 | ND | NA | NA | NA | NA |
| 1-PL-Piez-29 | 2/24/10 | 11,200 | ND | <71.1 | <16.6 | <0.645 | NA |
| 1-PL-Piez-05 | 2/25/10 | 14,000 | ND | <130 | <15.8 | <0.834 | NA |
| 1-PL-Piez-07 | 2/25/10 | <755 | ND | NA | NA | NA | NA |
| 1-PL-Piez-33 | 2/25/10 | <769 | ND | NA | NA | NA | NA |
| 1-PL-Piez-34 | 2/25/10 | <762 | ND | NA | NA | NA | NA |
| 1-PL-Piez-41 | 2/25/10 | <768 | ND | NA | NA | NA | NA |
| 1-PL-Piez-42 | 2/25/10 | <764 | ND | NA | NA | NA | NA |
| 1-PL-Piez-07 | 5/20/10 | <1320 | ND | NA | NA | NA | NA |
| 1-PL-Piez-08 | 5/20/10 | <1310 | ND | NA | NA | NA | NA |
| 1-PL-Piez-22 | 5/20/10 | <1310 | ND | NA | NA | NA | NA |
| 1-PL-Piez-27 | 5/20/10 | <1310 | ND | NA | NA | NA | NA |
| 1-PL-Piez-33 | 5/20/10 | <1320 | ND | NA | NA | NA | NA |
| 1-PL-Piez-34 | 5/20/10 | <1310 | ND | NA | NA | NA | NA |
| 1-PL-Piez-35 | 5/20/10 | <1310 | ND | NA | NA | NA | NA |
| 1-PL-Piez-36 | 5/20/10 | <1320 | ND | NA | NA | NA | NA |
| 1-PL-Piez-37 | 5/20/10 | <1310 | ND | NA | NA | NA | NA |
| 1-PL-Piez-04 | 5/21/10 | <1320 | ND | NA | NA | NA | NA |
| 1-PL-Piez-09 | 5/21/10 | <1320 | ND | NA | NA | NA | NA |
| 1-PL-Piez-20 | 5/21/10 | <1310 | ND | NA | NA | NA | NA |
| 1-PL-Piez-24 | 5/21/10 | <1310 | ND | NA | NA | NA | NA |
| 1-PL-Piez-25 | 5/21/10 | <1310 | ND | NA | NA | NA | NA |
| 1-PL-Piez-28 | 5/21/10 | <1340 | ND | NA | NA | NA | NA |
| 1-PL-Piez-38 | 5/21/10 | <1320 | ND | NA | NA | NA | NA |
| 1-PL-Piez-39 | 5/21/10 | <1330 | ND | NA | NA | NA | NA |
| 1-PL-Piez-40 | 5/21/10 | <1330 | ND | NA | NA | NA | NA |
| 1-PL-Piez-41 | 5/21/10 | <1450 | ND | NA | NA | NA | NA |
| 1-PL-Piez-42 | 5/21/10 | <1450 | ND | NA | NA | NA | NA |
| 1-PL-Piez-03 | 5/22/10 | <1340 | ND | NA | NA | NA | NA |
| 1-PL-Piez-05 | 5/22/10 | 12,400 | ND | NA | NA | NA | NA |
| 1-PL-Piez-06 | 5/22/10 | 2,800 | ND | NA | NA | NA | NA |
| 1-PL-Piez-29 | 5/22/10 | 8,590 | ND | NA | NA | NA | NA |
| 1-PL-Piez-23 | 5/22/10 | <1310 | ND | NA | NA | NA | NA |

ND = No non-natural gamma emitting nuclides detected when analyzed to REMP LLDs.
NA = Analysis not required. TRU = Transuranics (Am-241, Cm-242, Cm-243/244, Pu-238, Pu-239/240 and Pu-241)

INDUSTRY GROUND WATER PROTECTION INITIATIVE

The following is a summary of 2010 sample analyses of ground water monitoring wells that are not a part of the Radiological Environmental Monitoring Program (REMP). Analyses are performed by an independent laboratory.

| Well Designation | Sample Date | Tritium pCi/Liter | Gamma pCi/Liter | Fe-55 pCi/Liter | Ni-63 pCi/Liter | Sr-90 pCi/Liter | TRU pCi/Liter |
|------------------|-------------|-------------------|-----------------|-----------------|-----------------|-----------------|---------------|
| 1-PL-Piez-04 | 8/11/10 | <758 | ND | NA | NA | NA | ND |
| 1-PL-Piez-05 | 8/10/10 | 11800 | ND | NA | NA | NA | ND |
| 1-PL-Piez-06 | 8/10/10 | 3030 | ND | NA | NA | NA | ND |
| 1-PL-Piez-07 | 8/11/10 | <740 | ND | NA | NA | NA | ND |
| 1-PL-Piez-08 | 8/11/10 | <726 | ND | NA | NA | NA | ND |
| 1-PL-Piez-25 | 8/10/10 | <1150 | ND | NA | NA | NA | ND |
| 1-PL-Piez-27 | 8/11/10 | <749 | ND | NA | NA | NA | ND |
| 1-PL-Piez-29 | 8/11/10 | 8910 | ND | NA | NA | NA | ND |
| 1-PL-Piez-33 | 8/10/10 | <718 | ND | NA | NA | NA | ND |
| 1-PL-Piez-34 | 8/10/10 | <717 | ND | NA | NA | NA | ND |
| 1-PL-Piez-40 | 8/11/10 | <739 | ND | NA | NA | NA | ND |
| 1-PL-Piez-41 | 8/10/10 | <749 | ND | NA | NA | NA | ND |
| 1-PL-Piez-42 | 8/11/10 | <741 | ND | NA | NA | NA | ND |
| 1-PL-Piez-04 | 12/2/10 | <1480 | ND | NA | NA | NA | NA |
| 1-PL-Piez-05 | 12/2/10 | 14,100 | ND | NA | NA | NA | NA |
| 1-PL-Piez-06 | 12/1/10 | 1,860 | ND | NA | NA | NA | NA |
| 1-PL-Piez-07 | 12/2/10 | <1470 | ND | NA | NA | NA | NA |
| 1-PL-Piez-24 | 12/2/10 | <747 | ND | NA | NA | NA | NA |
| 1-PL-Piez-27 | 12/2/10 | <758 | ND | NA | NA | NA | NA |
| 1-PL-Piez-29 | 12/1/10 | 9,240 | ND | NA | NA | NA | NA |
| 1-PL-Piez-33 | 12/2/10 | <759 | ND | NA | NA | NA | NA |
| 1-PL-Piez-34 | 12/1/10 | <765 | ND | NA | NA | NA | NA |
| 1-PL-Piez-41 | 12/1/10 | <743 | ND | NA | NA | NA | NA |
| 1-PL-Piez-42 | 12/2/10 | <738 | ND | NA | NA | NA | NA |

ND = No non-natural gamma emitting nuclides detected when analyzed to REMP LLDs.
 NA = Analysis not required. TRU = Transuranics (Am-241, Cm-242, Cm-243/244, Pu-238, Pu-239/240 and Pu-241)