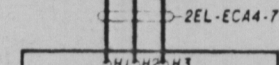
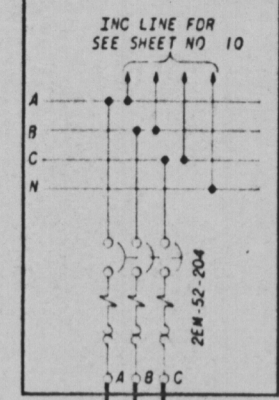
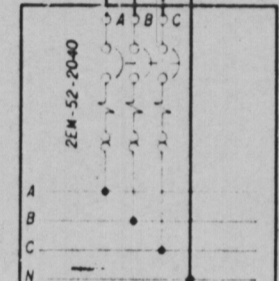



2EL-ELC-204

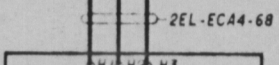
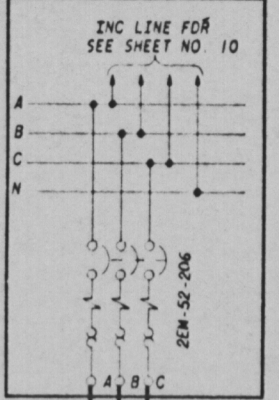


480-208Y/120V LTG XFMR
2EM-ELT-2040
EL 649 COL T7,H

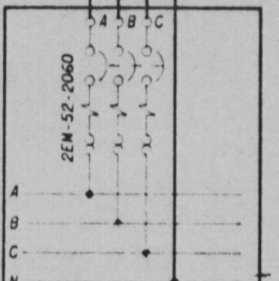



208Y/120V LTG CAB
2EM-ELC-2040
EL 649 COL T7,H
REF: ST80418-EM

2EL-ELC-206

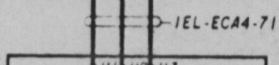
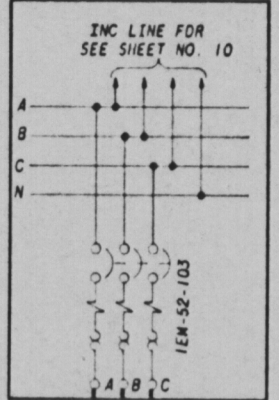


480-208Y/120V LTG XFMR
2EM-ELT-2060
EL 673 COL T7,H

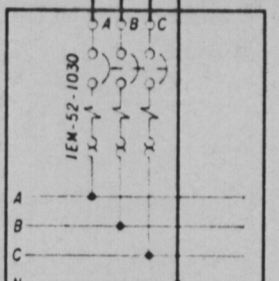



208Y/120V LTG CAB
2EM-ELC-2060
EL 673 COL T7,H
REF: ST80420-EM

1EL-ELC-103

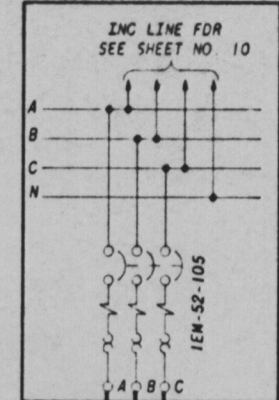


480-208Y/120V LTG XFMR
1EM-ELT-1030
EL 649 COL T6,C

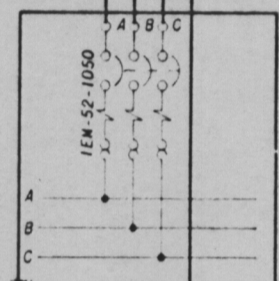



208Y/120V LTG CAB
1EM-ELC-1030
EL 649 COL T6,C
REF: ST80418-EM

1EL-ELC-105

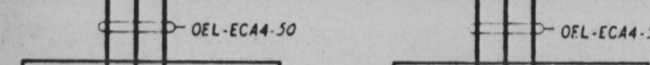
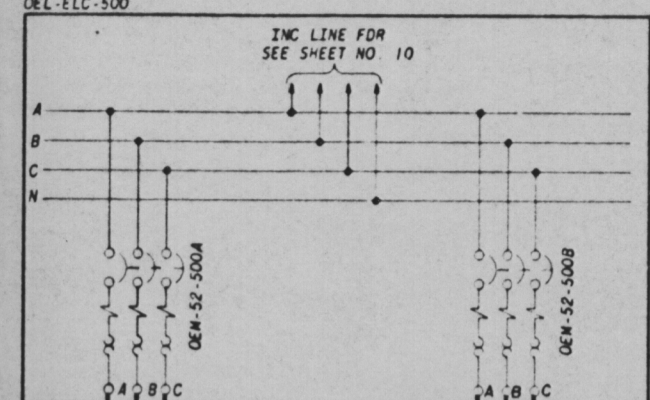


480-208Y/120V LTG XFMR
1EM-ELT-1050
EL 673 COL T3,B

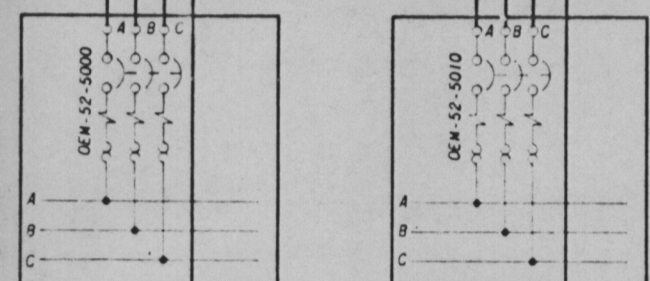
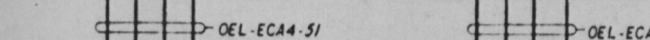


208Y/120V LTG CAB
1EM-ELC-1050
EL 673 COL T3,B
REF: ST80420-EM


OEL-ELC-500



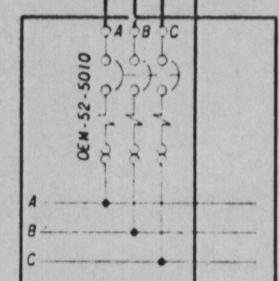

480-208Y/120V LTG XFMR
OEM-ELT-5000
TRANSFORMER YARD



208Y/120V LTG CAB
OEM-ELC-5000
TRANSFORMER YARD
REF: 5180428-EM



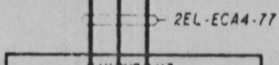
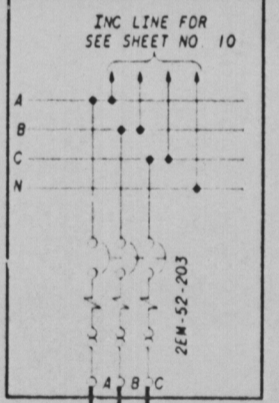
480-208Y/120V LTG XFMR
OEM-ELT-5010
TRANSFORMER YARD



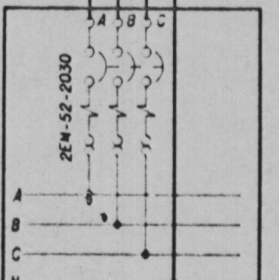

208Y/120V LTG CAB
OEM-ELC-5010
TRANSFORMER YARD
REF: 5180428-EM

NOTES:
1 FOR GENERAL NOTES AND SYMBOLS SEE DWG SGM0747-EL-01

2EL-ELC-203


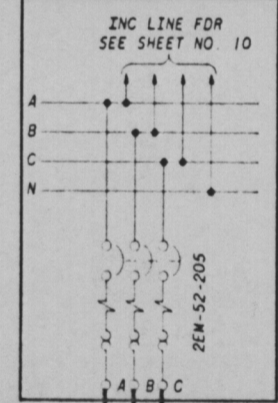


480-208Y/120V LTG XFMR
2EM-ELT-2030
EL 649 COL T7,C

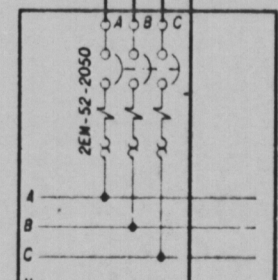



208Y/120V LTG CAB
2EM-ELC-2030
EL 649 COL T7,C
REF: ST80418-EM

2EL-ELC-205

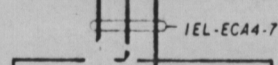
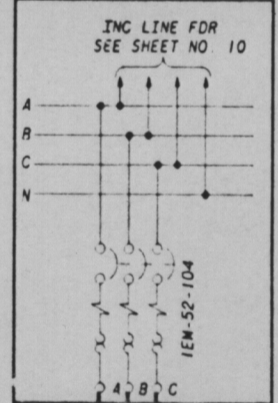


480-208Y/120V LTG XFMR
2EM-ELT-2050
EL 673 COL T10,B

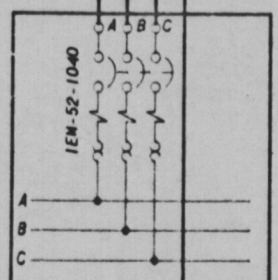



208Y/120V LTG CAB
2EM-ELC-2050
EL 673 COL T10,B
REF: ST80420-EM

1EL-ELC-104

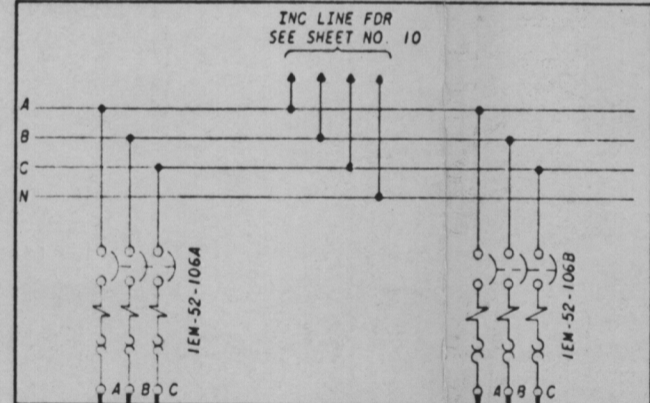


480-208Y/120V LTG XFMR
1EM-ELT-1040
EL 673 COL T6,H

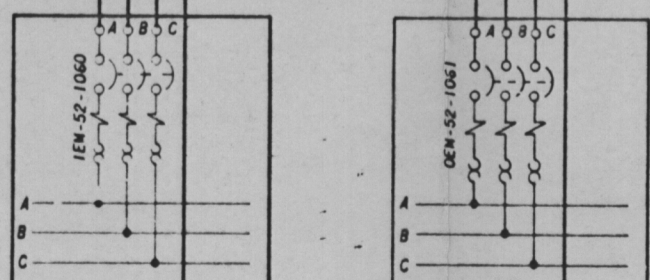
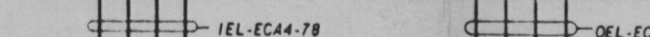


208Y/120V LTG CAB
1EM-ELC-1040
EL 673 COL T6,H
REF: ST80418-EM

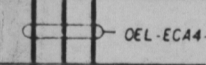
1EL-ELC-106



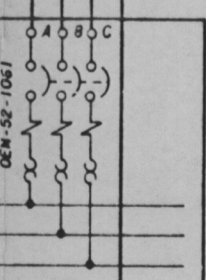

480-208Y/120V LTG XFMR
1EM-ELT-1060
EL 673 COL T6,G



208Y/120V LTG CAB
1EM-ELC-1060
EL 673 COL T6,G
REF: ST80420-EM

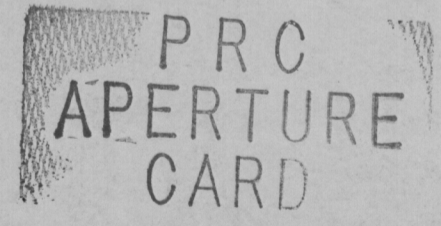


480-208Y/120V LTG XFMR
OEM-ELT-1061
EL 763 96 COL T6,H



208Y/120V LTG CAB
OEM-ELC-1061
EL 763 96 COL T6,H
REF: ST80420-EM

480V LIGHTING CABINET
BRANCH FEEDERS FOR
208Y/120V LIGHTING SYSTEM



50-438
8304050596
3-25-83
REGULATORY DOCUMENT
REGULATORY DOCUMENT FILE

REV	NO	DATE	BY	CHKD	APPD	DATE	BY	CHKD	APPD
0504	1	08/01/83	W.L. Patton						
SCALE: EXCEPT AS NOTED									
GENERAL UNITS 1 & 2									
WIRING DIAGRAM NORMAL AC LIGHTING FEEDERS									
BELLEFONTE NUCLEAR PLANT TENNESSEE VALLEY AUTHORITY DIVISION OF ENGINEERING DESIGN									
SUBMITTED: W.L. Patton RECOMMENDED: [Signature] APPROVED: [Signature]									
INSPECTED AND APPROVED FOR ISSUE: [Signature]									
KNOXVILLE 8-7-83 88 E SGM0747-EL-11 10									

INSPECTED AND APPROVED FOR ISSUE

KNOXVILLE 8-7-83 88 E SGM0747-EL-11 10