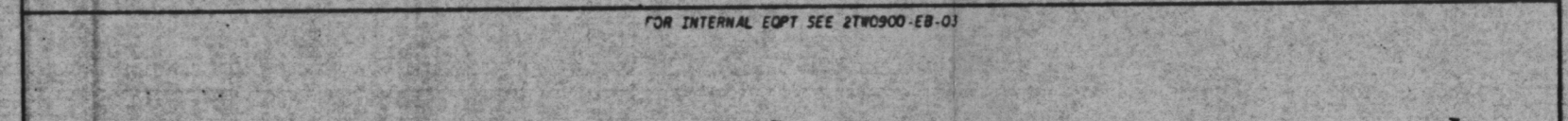
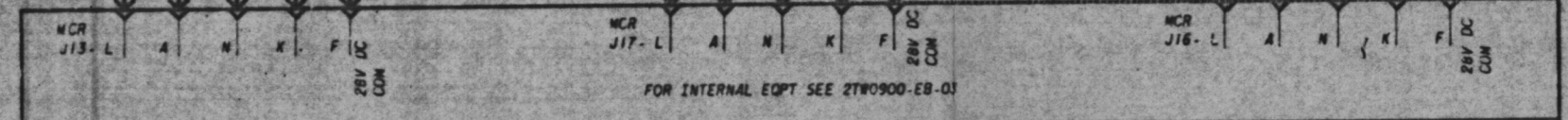
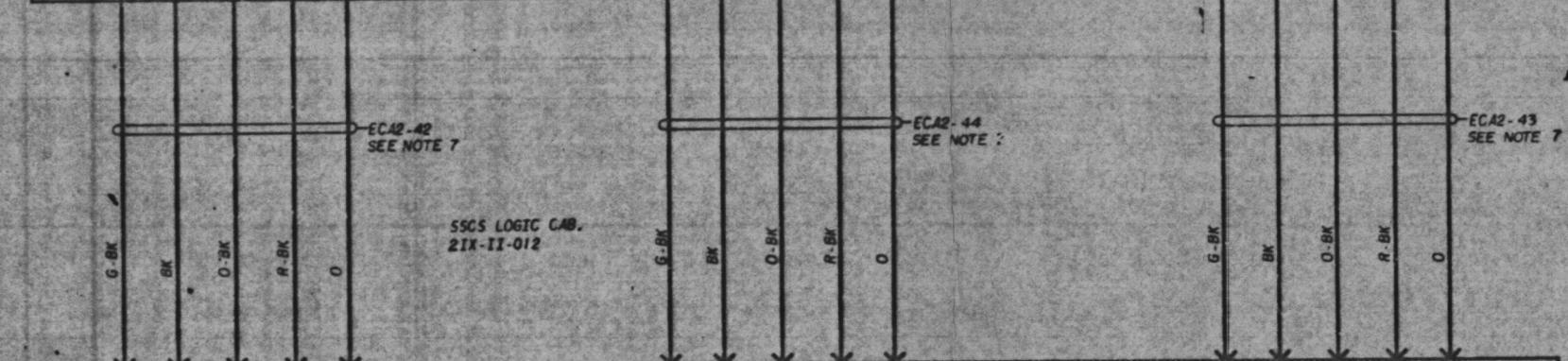
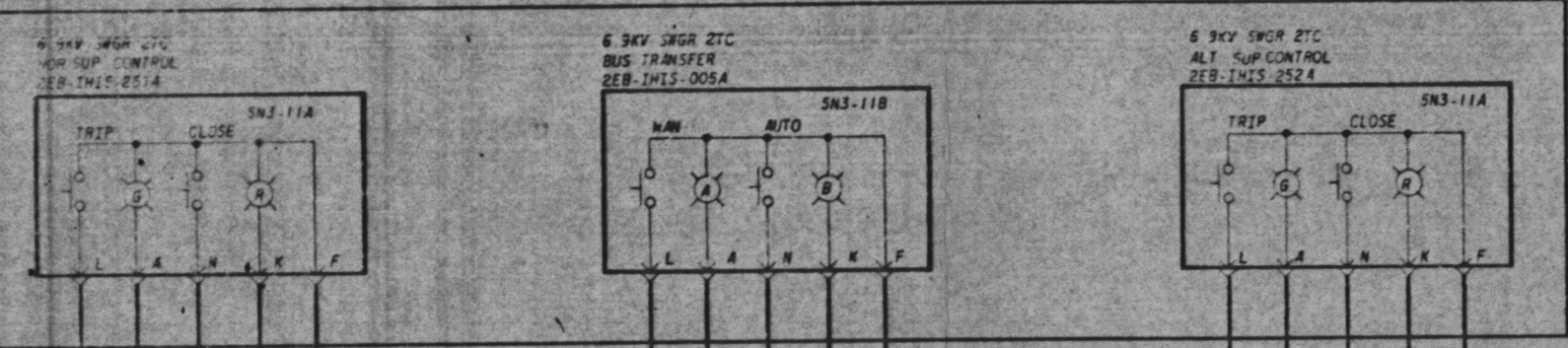
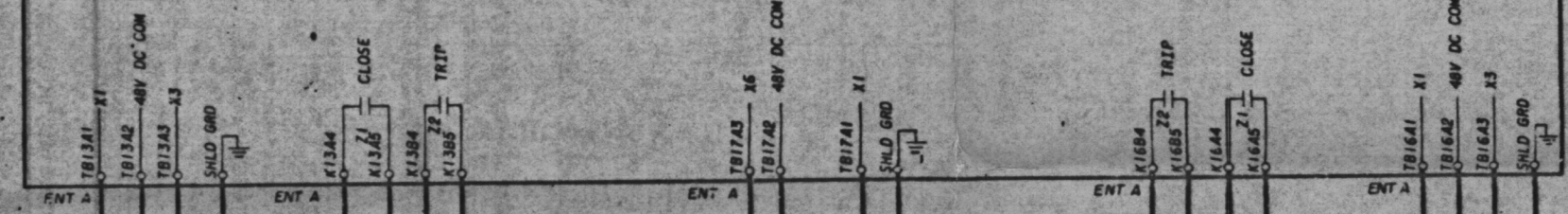


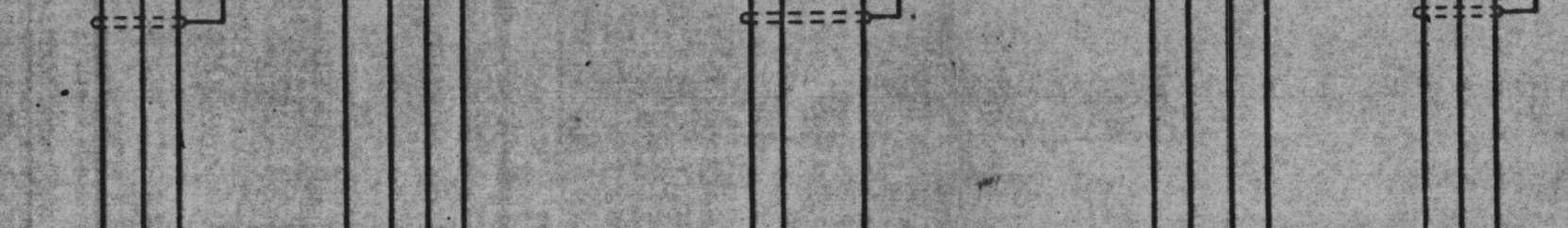
MAIN CONTROL ROOM
PANEL
21X-11-001



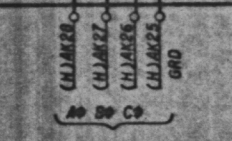
SSCS TERMINATION CAB.
21X-11-013




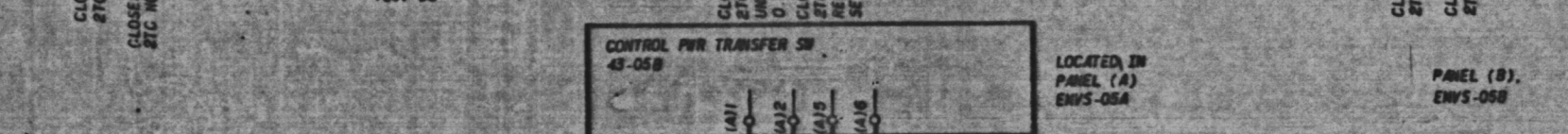
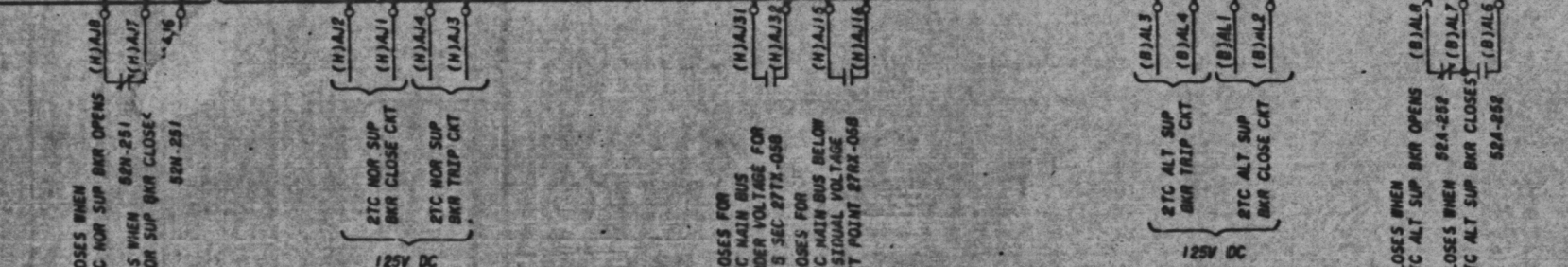
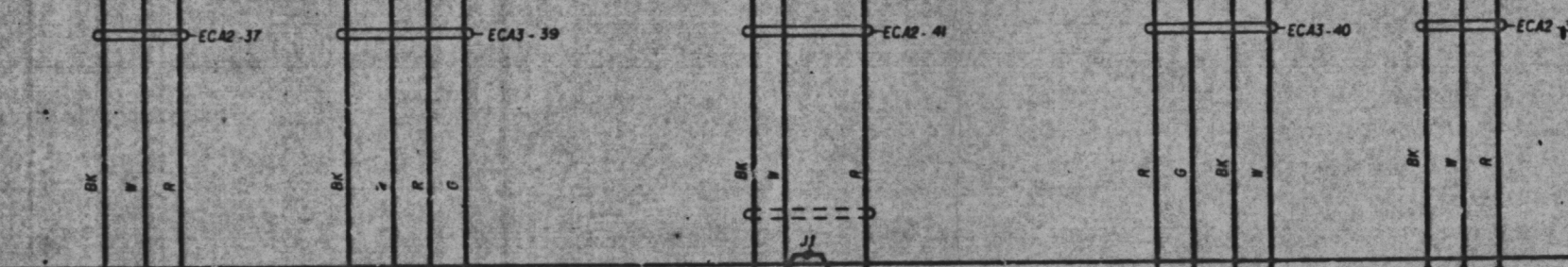
FOR CRT DETAILS SEE 56W2740-EB-03



FOR CRT DETAILS SEE 56W2740-EB-02



DIFF CT'S ON
125V DC



NOTES
1 FOR GENERAL NOTES AND REFERENCE DRAWINGS SEE 56W2740-EB-01
2 FOR MONITORING SYSTEMS DEVELOPMENT SEE 56W2740-EB-06

PRC
APERTURE
CARD

50-438
8304050536
Date 3-25-93
REGULATORY DOCKET FILE

FOR INTERNAL EQPT
SEE 56W2740-EB-03

6.9KV SWITCHGEAR 21C
EMV-08

PANEL (N)
EMV-05N

NOR FOR BUS
2EU-77-50V1
LOCATED ON
125V DC POWER
DISTRIBUTION PANEL
2EU-EDP-52C

CONTROL PWR TRANSFER SW
43-05B

LOCATED IN
PANEL (A)
EMV-05A

PANEL (B),
EMV-05B

ALT FOR BUS
2EU-77-53V3
LOCATED ON
125V DC POWER
DISTRIBUTION PANEL
2EU-EDP-53C

6.9KV SWGR 21C, 2EB-EMV-05

NO.	REV.	DATE	BY	CHKD.
1	1	10/1/88	W.L. Adams	W.L. Adams
SCALE: EXCEPT AS NOTED				
GENERAL UNIT 2				
SYSTEM SCHEMATIC 6.9KV NORMAL AC AUX POWER DISTRIBUTION SYSTEM				
BELLEFONTE NUCLEAR PLANT TENNESSEE VALLEY AUTHORITY				
DIVISION OF ENGINEERING DESIGN				
DESIGNED BY	REVIEWED BY	APPROVED BY		
W.L. Adams	J. R. ...	R.M. ...		
KNOWVILLE	3+V	88 E 56W2740-EB-04	NO	