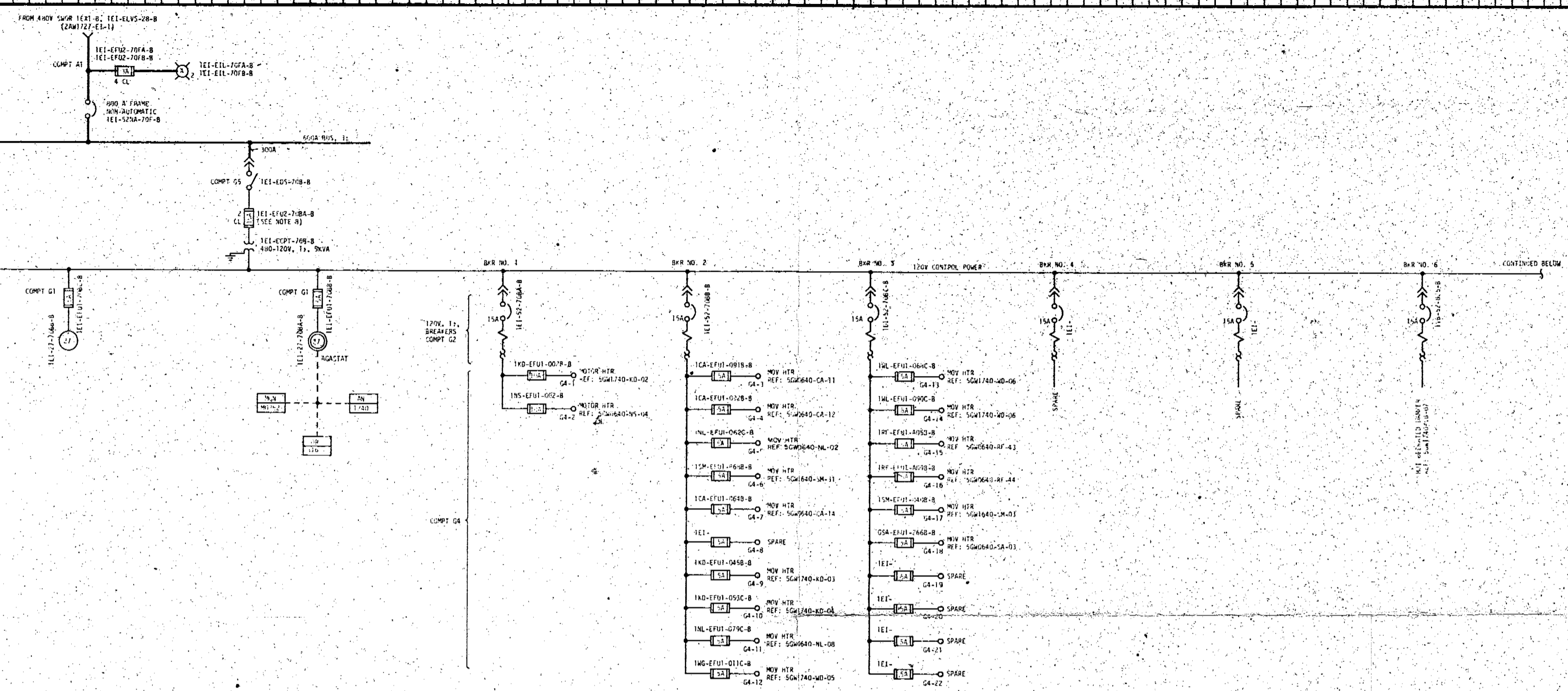
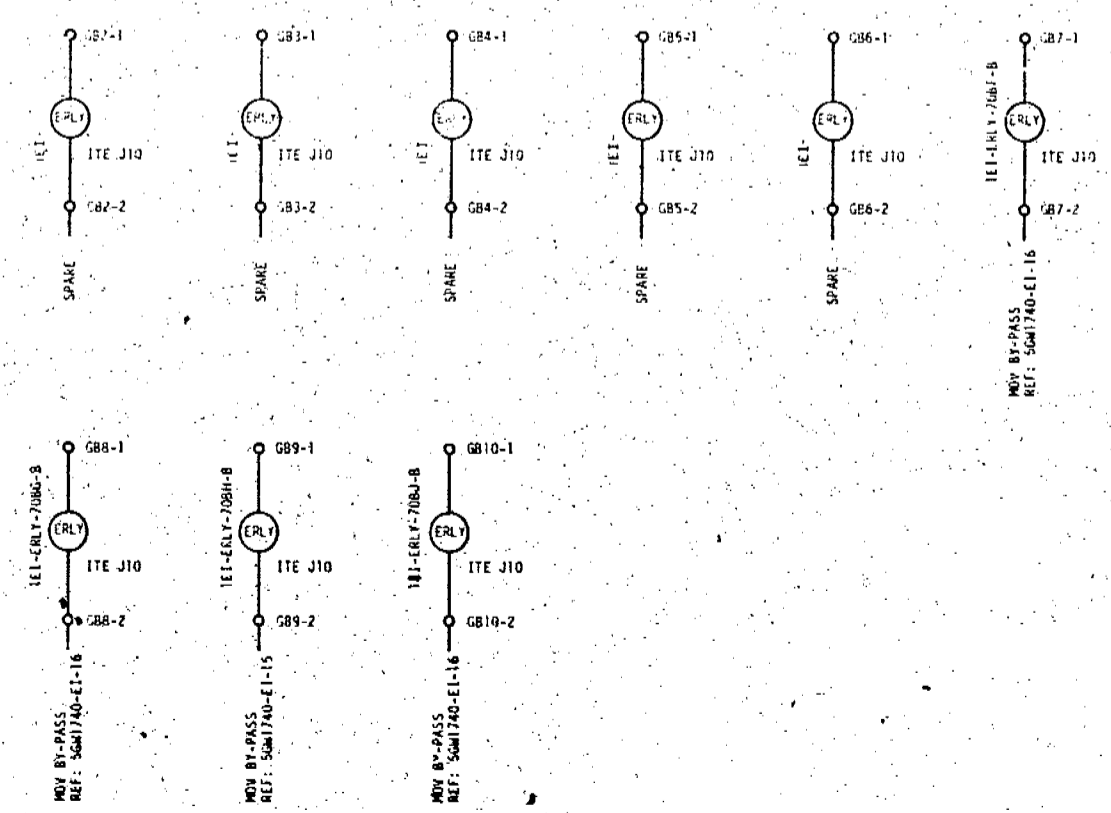


NOTES:
1. FOR GENERAL NOTES, REFER TO CHGS AND SYMBOLS SEE CHG SAW1737-EI-01.

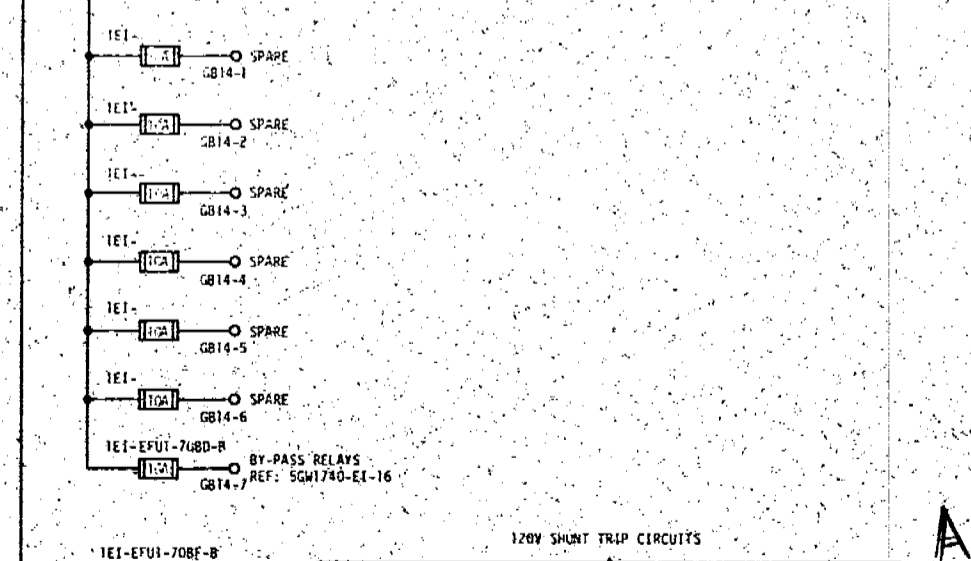


AUXILIARY RELAYS
BACK PANEL - 2




CONTINUED FROM
PAGE

120V CONTROL POWER



120V SHUNT TRIP CIRCUITS



Sheet # 58-438
Control # 830 to 50536
Date 3-25-65
of Document
REGULATORY DOCKET FILE

PRC
APERTURE
CARD

| | | | | | | | |
|--|-----------|--------|----|-----------------------|-----------|-------------------------------|-----|
| REV | NO | DATE | BY | CHKD | SUP | APP | APP |
| 0001 | | | | | | | |
| DESIGN | S. E. ... | | | | INSPECTOR | | |
| CHKD | J. B. ... | | | | ENGINEER | | |
| SUPV | ... | | | | ... | | |
| SCALE: NTS EXCEPT AS NOTED | | | | | | | |
| AUXILIARY BUILDING UNIT 1 | | | | | | | |
| SINGLE LINE 480V MCC 1E5-B 1EI-EMCC-70-B | | | | | | | |
| BELLEFONTE NUCLEAR PLANT TENNESSEE VALLEY AUTHORITY DIVISION OF ENGINEERING DESIGN | | | | | | | |
| REVIEWED | ... | | | APPROVED | ... | | |
| INSPECTED AND APPROVED FOR ISSUE | ... | | | APPROVED | ... | | |
| KNOXVILLE | | 3-9-62 | | 88 E SAW1737-EI-03 RD | | RECORD DRAWING AS CONSTRUCTED | |

A
B
C
D
E
F
G
H