






**WIND SPEED
(m/s)**

-  >= 10.0
-  8.1 - 10.0
-  6.1 - 8.1
-  5.1 - 6.1
-  4.1 - 5.1
-  3.1 - 4.1
-  2.1 - 3.1
-  1.1 - 2.1
-  0.4 - 1.1

Calms: 2.17%

Progress Energy Carolinas
**Shearon Harris Nuclear Power Plant
 Units 2 and 3
 Part 3, Environmental Report**
 New Hill, North Carolina

Wind Rose – Harris Nuclear Plant, Onsite
 Meteorological Monitoring System, March 1, 1994
 Through February 28, 1999, (December Data)
FIGURE 2.7-15