38 C 4RW0763-XI-1

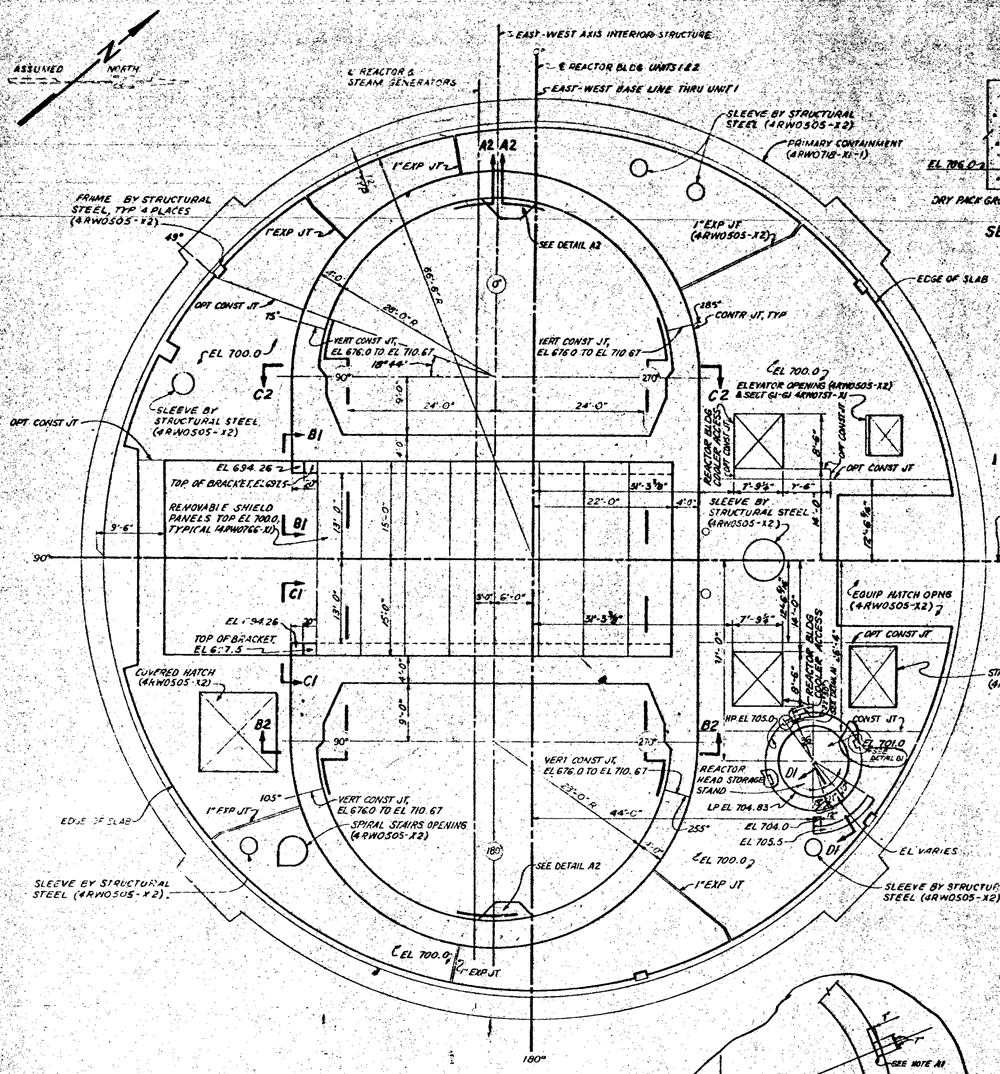

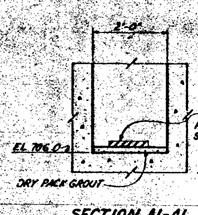

SECTION A1-A1
SCALE 3/4"-1'-0"

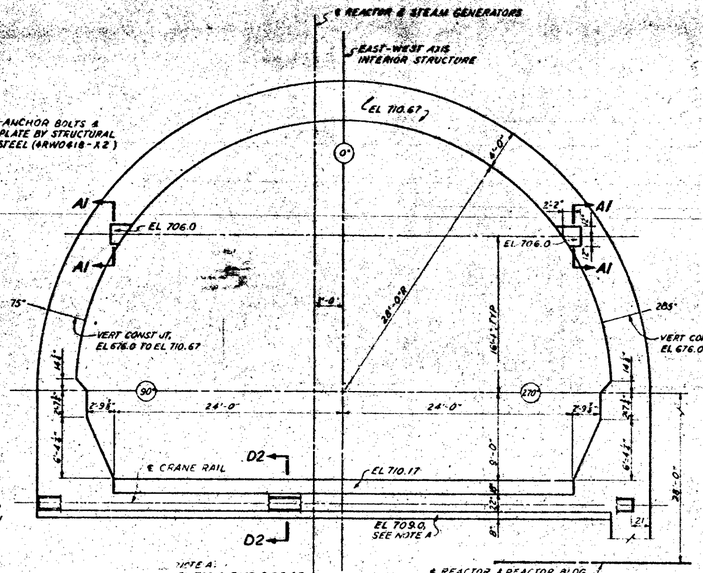

NOTE A:
EL 709.0 EAST SIDE OF N-S BASE LINE, EL 710.67 WEST SIDE OF N-S BASE LINE

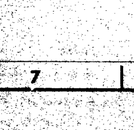

PART PLAN-EL 710.67
SYMMETRICAL ABOUT ℄ REACTORS & ℄ REACTOR BLDGS EXCEPT AS NOTED
SCALE 1/4"-1'-0"

℄ REACTOR & REACTOR BLDG & NORTH-SOUTH BASE LINE

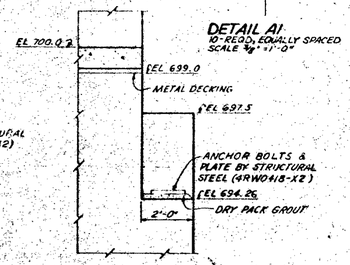

DETAIL A1
10-REQD, EQUALLY SPACED
SCALE 3/4"-1'-0"

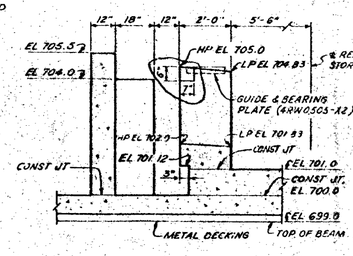

D1-D1
SCALE 3/4"-1'-0"

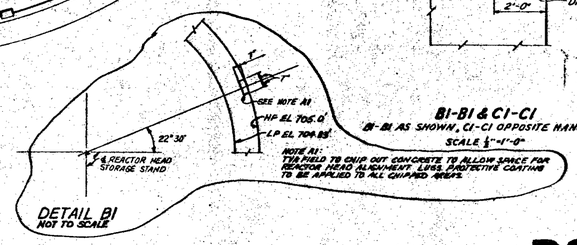

DETAIL B1
NOT TO SCALE

B1-B1 & C1-C1
B1-B1 AS SHOWN, C1-C1 OPPOSITE HAND
SCALE 1/4"-1'-0"

NOTE A1:
"T" FIELD TO CHIP OUT CONCRETE TO ALLOW SPACE FOR REACTOR HEAD ALIGNMENT LUGS. PROTECTIVE COATING TO BE APPLIED TO ALL CHIPPED AREAS.

NOTES:
1. CONCRETE SHALL BE CLASS 5507.38 F.N. EXCEPT FOR EL 700.0 SLAB WHICH SHALL BE CLASS 4QT 5A F.N.
2. FOR OTHER NOTES, SEE 4RW0750-XI-1, NOTES 1-5, 6, 7, 9, 10 & 11; AND 4RW0754-XI-1, NOTE 9.

PRC APERTURE CARD

NO.	ECN NO.	DATE	DESIGN	DRAFT	CHKD	TURB	ENGR	INSP	QUAL	RECM	APPR
8	SI										
	REV PLAN-EL 700.0, DI-DI, ADDED DETAIL A1 & NOTE 1, PER FCR D-2640										
7	SI	7-8-81									
	REV PLAN-EL 700 PER FCR D-1789										
6	SI	1-30-79									
	REV PLAN-EL 700.0 PER FCR D-1581										
5	SI	7-31-79									
	REV PLAN-EL 700 PER FCRS D-1435, D-1485, PER DI-DI PER FCR D-1683										
	SI	4									
4	REVISED NOTE 1 PER FCR D-1870; REVISED PLAN-EL 700.0 & DI-DI PER BE-DCR-78-002; ADDED DETAIL A1 PER BE-DCR-78-006										
3	SI										
	ADDED VERT CONST JTS PER FCR D-861										
2	SI	1-23-78									
	ADDED DETAIL A2										
1	SI 129										
	MINOR REVISIONS & REMOVED CURB & ADDED CONST JT										

DSGN R.E. MCMAHAN JR. EDWARDS
DRWN D.L. FOSTER
CHKD S. P. TOMLEY
SUPT K.D. BENEDICT
INSP
ENGINEER J.D. Williams

REACTOR BUILDING — INTERIOR STRUCTURE
UNITS 1 & 2

CONCRETE WALLS & SLABS, EL 694.0 TO EL 710.67—OUTLINE

BELLEFONTE NUCLEAR PLANT
TENNESSEE VALLEY AUTHORITY
DIVISION OF ENGINEERING DESIGN

SUBMITTED	RECOMMENDED	APPROVED
J.D. Williams	C.H. Crawford	R.M. Hodges

KNOXVILLE 12 14 75 | 88 | C | 4RW0763-XI-1 R8

RECORD DRAWING AS CONSTRUCTED

Docket # 50-438/439
Control # 8209010288
Date 8/23/82 of Document
REGULATORY DOCKET FILE

SCALE 1/8"-1'-0", EXCEPT AS NOTED

COMPANION DRAWING: 4RW0763-XI-2

POOR ORIGINAL