

A

B

C

D

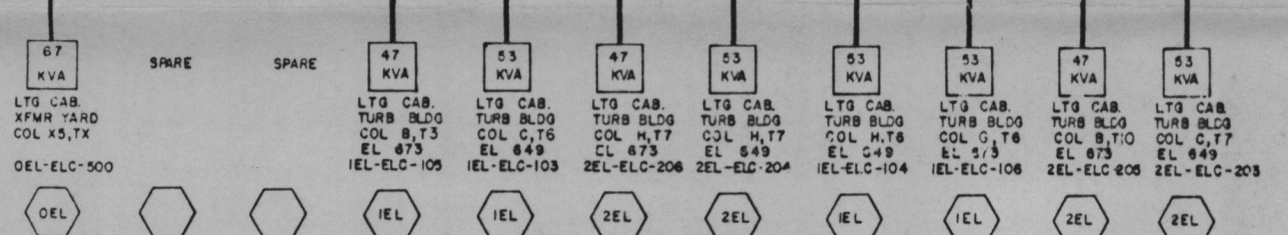
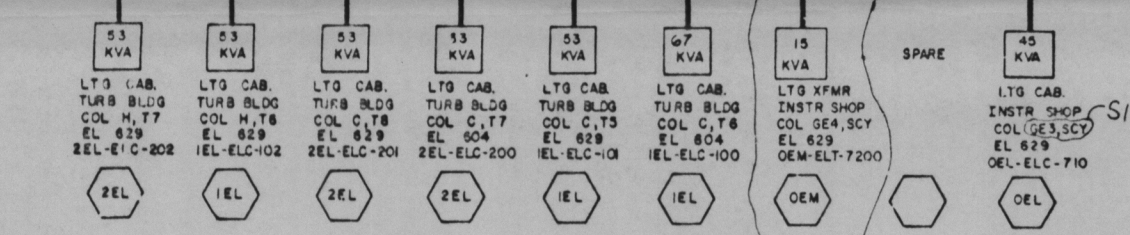
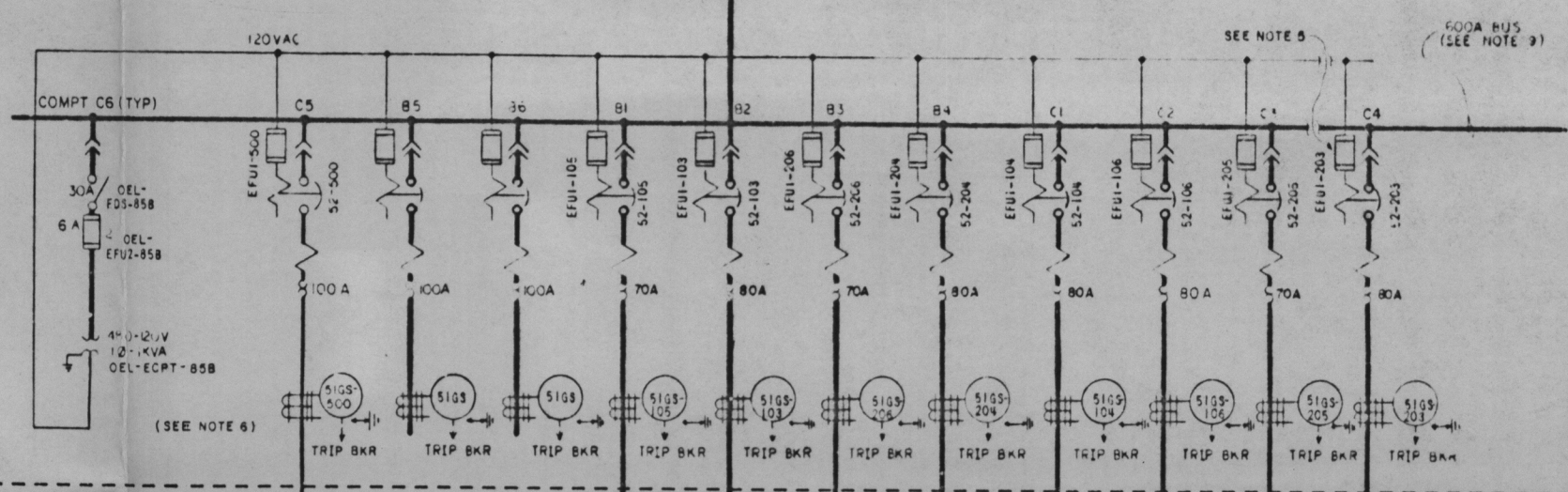
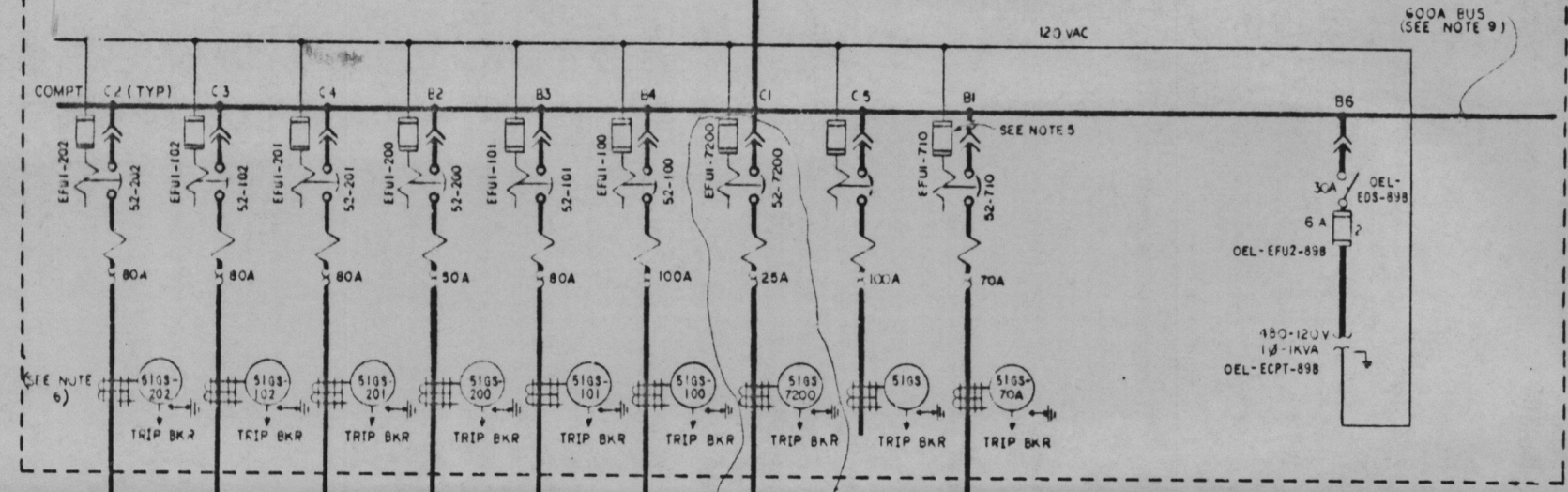
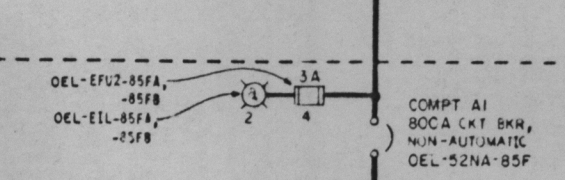
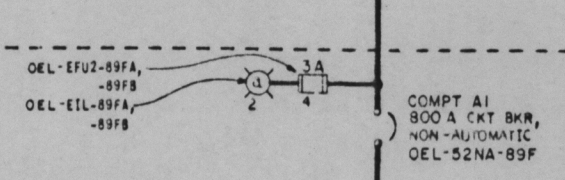
E

F

G

FROM 480V SWGR IXAI
1ED-ELVS-14
(2TW1726-ED-1)
TB COL D, T2 EL 629

FROM 480V SWGR 2XAI
2ED-ELVS-14
(2TW1726-ED-1)
TB COL C, T11 EL 629

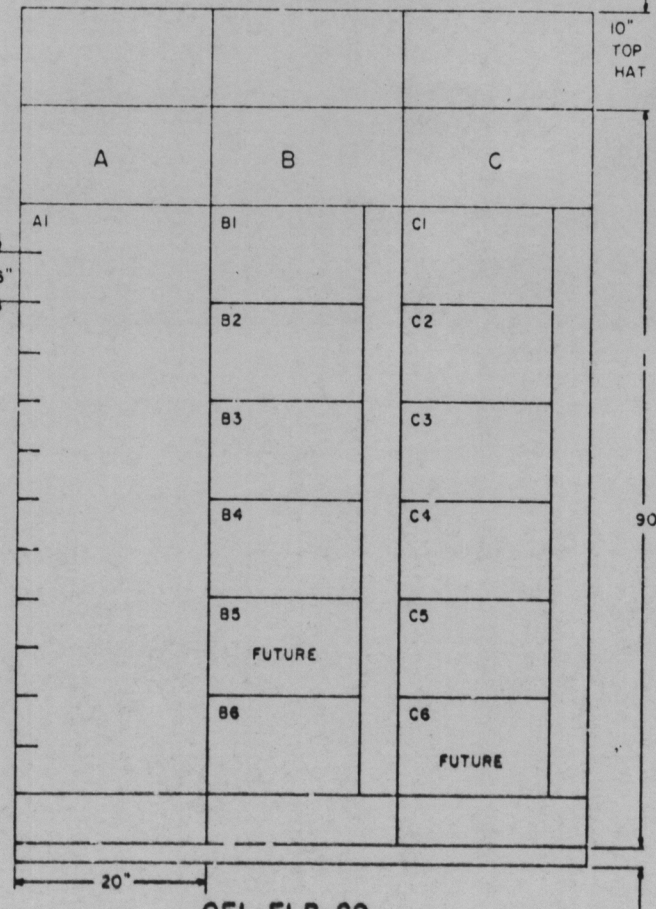


REFERENCE DRAWINGS table with columns for DWG NO. and TITLE.

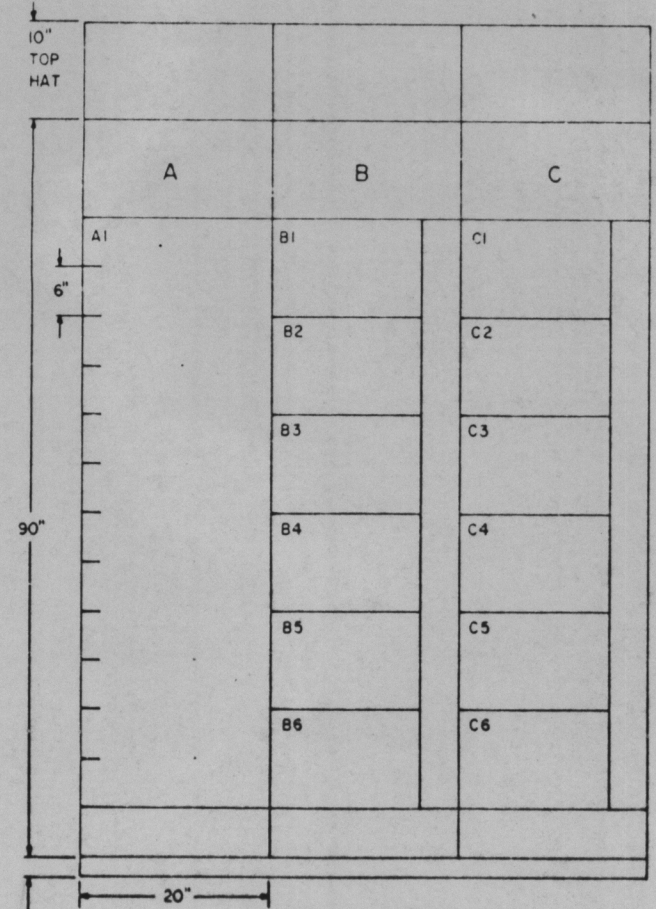
- NOTES: 1. LIGHTING BOARDS (MCC) ARE PROVIDED ON TVA CONTRACT 76K5-86242... 2. ALL MOLDED CASE CIRCUIT BREAKERS ARE 3-POLE, 400V... 3. GROUND FAULT PROTECTION (S108) IS ADJUSTABLE FROM 200 TO 1200 AMPS... 4. UNITS FOR LOAD BREAKERS AND THEIR ASSOCIATED DEVICES ARE FORMED BY PREFIXING THE DESIGNATIONS SHOWN ON THE DWG WITH THE UNIT AND SYS DESIGNATION SHOWN IN THE HEXAGON SYMBOL...

SYMBOLS: XXX UNIT & SYSTEM DESIGNATION (SEE NOTE 5), (X) AMBER INDICATING LIGHT

PRC APERTURE CARD



OEL-ELB-89 LIGHTING BOARD 5 FRONT VIEW (COL E, T2 EL 629)



OEL-ELB-85 LIGHTING BOARD 1 FRONT VIEW (COL E, T6 EL 649)

Document # 50-438 Control # 3-25-83 of Document REGULATORY DOCKET FILE

Revision table with columns for REV, ECH NO., DATE, REVISION, and DESCRIPTION.

TURBINE BUILDING UNITS 1 & 2 SINGLE LINE 480/277V LIGHTING BOARDS 1&5 OEL-ELB-85 & 89

BELLEFONTE NUCLEAR PLANT TENNESSEE VALLEY AUTHORITY DIVISION OF ENGINEERING DESIGN

Approval table with columns for SUBMITTED, RECOMMENDED, and APPROVED.