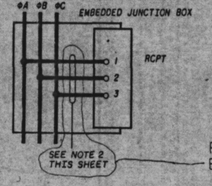
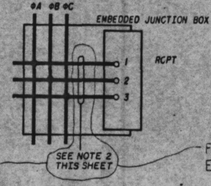


DETAIL 1



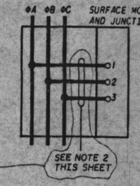
DETAIL 2

FCR E-1928

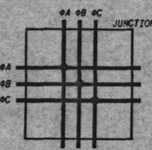


DETAIL 3

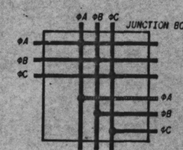
FCR E-1928



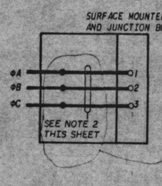
DETAIL 4



DETAIL 5

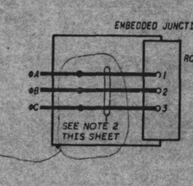


DETAIL 6

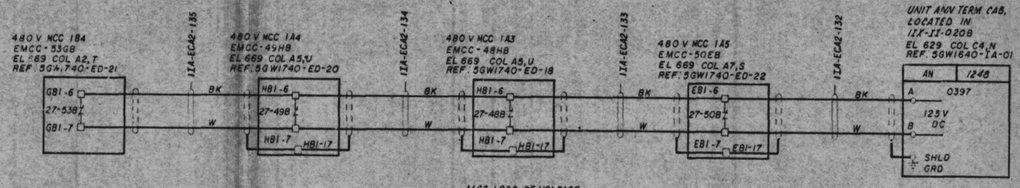


DETAIL 15

FCR E-1928

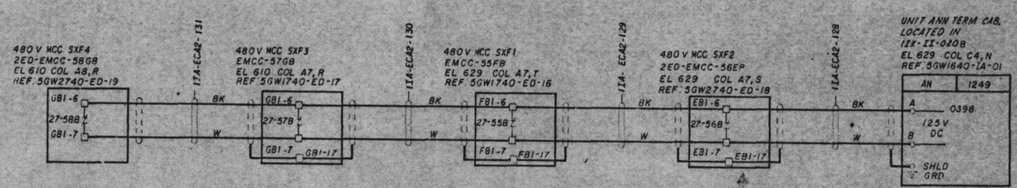


DETAIL 16



MCC LOSS OF VOLTAGE

DETAIL 7

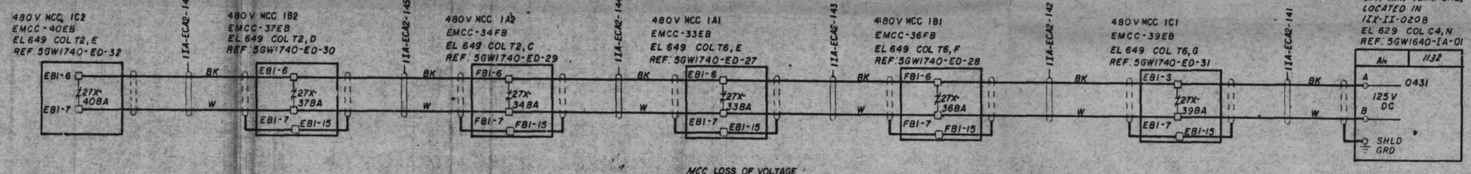


MCC LOSS OF VOLTAGE

DETAIL 8

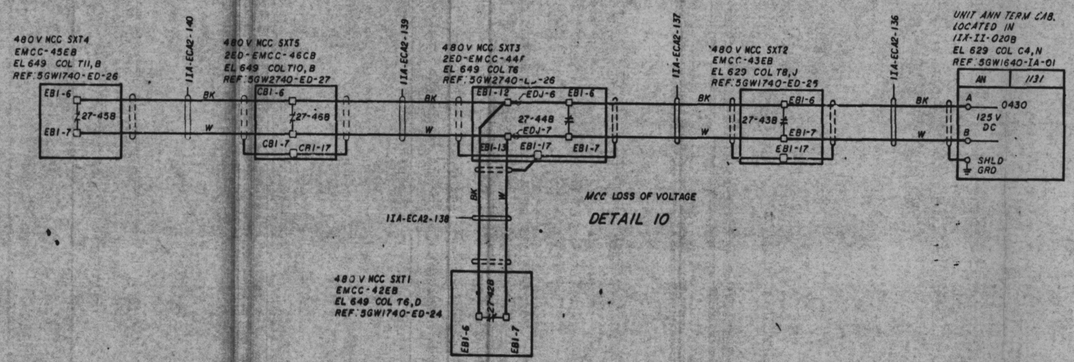
NOTES:
1. FOR GENERAL NOTES AND SYMBOLS SEE DWG 5GW1740-ED-01
2. 60 AMP POWER RECEPTACLE CONNECTOR PIGTAILS MAY BE REDUCED TO A MINIMUM OF 4 AWG IF REQUIRED.

FCR E-1928



MCC LOSS OF VOLTAGE

DETAIL 9



MCC LOSS OF VOLTAGE

DETAIL 10

Docket # 50-438
Control # 8504050536
Date 3-25-85 of Document:
REGULATORY DOCKET FILE

PRC APERTURE CARD

REV NO.	ECN NO.	DATE	DSGN	DRWN	CHKD	SUPV	ENGR	INSP	QA MGR	RECM	APPD
2	S1										
INCORPORATED FCR E-1928.											
1	S1	4-X-84	DRM	JRC	FJB	JCB	LLS				
REMOVED WIRE SIZES FROM JUNCTION BOX & RCPT DETAILS, CHANGED UNDERVOLTAGE TO LOSS OF VOLTAGE, & ADDED REF DWG SH. NO.											

DSGN: J. M. Gilliland
DRWN: J. M. Gilliland
CHKD: R. A. Austin
SUPV: W. A. Austin
INSP:
ENGINEER: W. L. Alldredge

SCALE: EXCEPT AS NOTED

GENERAL
UNITS 1&2

SYSTEM SCHEMATIC
480V NORMAL AC
AUX POWER DISTRIBUTION SYSTEM

BELLEFONTE NUCLEAR PLANT
TENNESSEE VALLEY AUTHORITY
DIVISION OF ENGINEERING DESIGN
N

SUBMITTED	RECOMMENDED	APPROVED
W. L. Alldredge	[illegible]	[illegible]

KNOXVILLE | 88 | E | 5GW1740-ED-33 R2

RECORD DRAWING AS CONSTRUCTED

INSPECTED AND APPROVED FOR ISSUE

PRINT
SIZE E