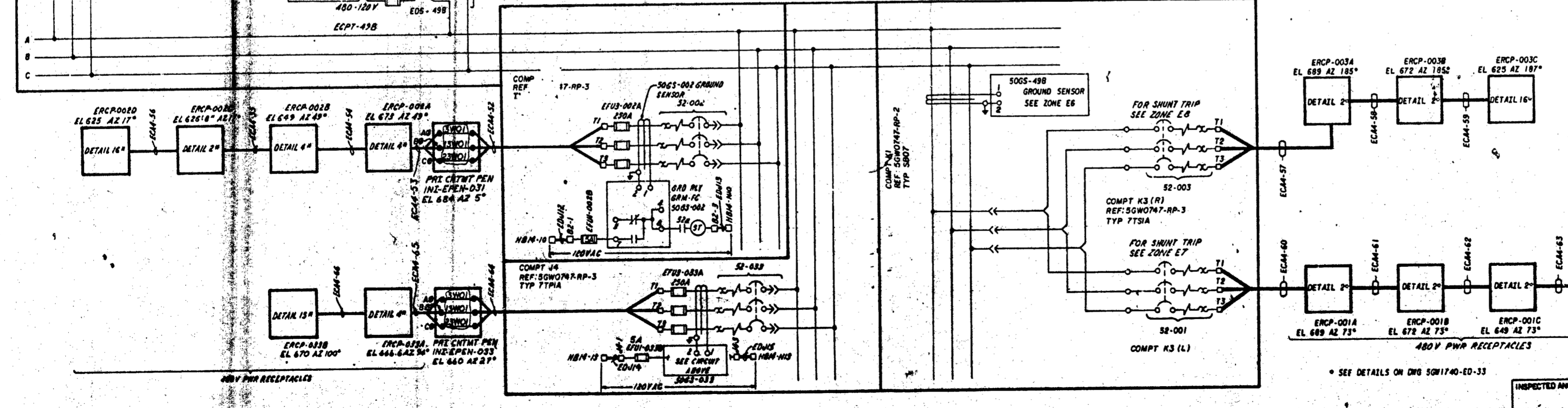
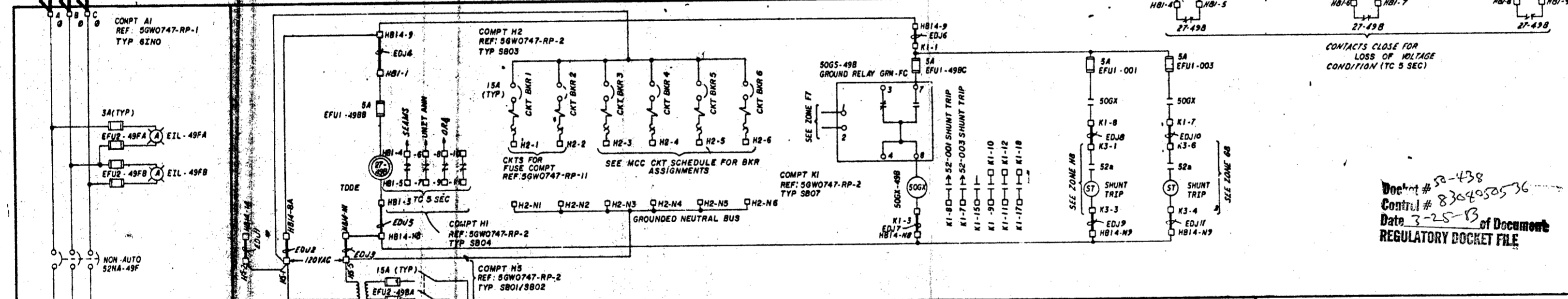



NOTES:
1. FOR GENERAL NOTES AND SYMBOLS SEE DWG 5GW1740-ED-01



Doc # 52-438
Control # 8304050536
Date 3-25-78 of Document
REGULATORY DOCKET FILE

PRC
APERTURE
CARD

3	SI	7-7-80	REVISION	REVISION	REVISION	REVISION	REVISION	REVISION	REVISION
2	SI	9-27-79	REVISION	REVISION	REVISION	REVISION	REVISION	REVISION	REVISION
1	SI	4-24-79	REVISION	REVISION	REVISION	REVISION	REVISION	REVISION	REVISION
CHANGED PEN. WIRE NO., REMOVED EL 8 COL.									
PEN. SPICE SYMBOL ADDED									
CHANGED UNDERVOLTAGE TO LOSS OF VOLTAGE, ADDED REF. DWG. SH. NO. 8 ADDED TIME SETTING TO T.O. REL.									
NO.	CON. NO.	DATE	DESIGNED	CHECKED	APPROVED	REVISION	REVISION	REVISION	REVISION
DESIGN	BY	DATE	BY	DATE	BY	DATE	DATE	DATE	DATE
CHKD	BY	DATE	BY	DATE	BY	DATE	DATE	DATE	DATE
SCALE: EXCEPT AS NOTED									
GENERAL UNIT 1									
SYSTEM SCHEMATIC									
480V NORMAL AC									
AUX POWER DISTRIBUTION SYSTEM									
BELLEFONTE NUCLEAR PLANT									
TENNESSEE VALLEY AUTHORITY									
DIVISION OF ENGINEERING DESIGN									
SUBMITTED: [Signature]									
RECOMMENDED: [Signature]									
APPROVED: [Signature]									
INSPECTED AND APPROVED FOR ISSUE: [Signature]									
KNOXVILLE 4-16-78 88 5GW1740-ED-20									