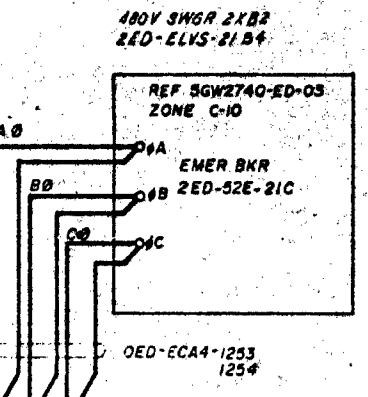
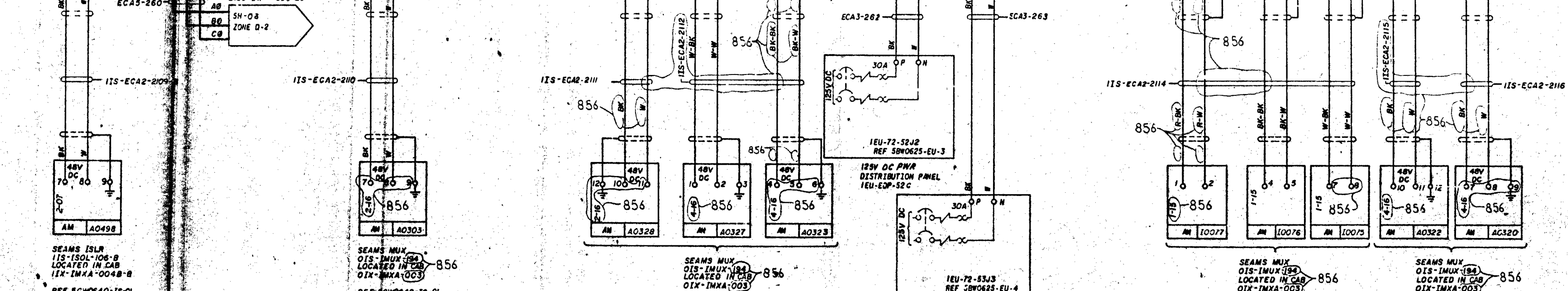
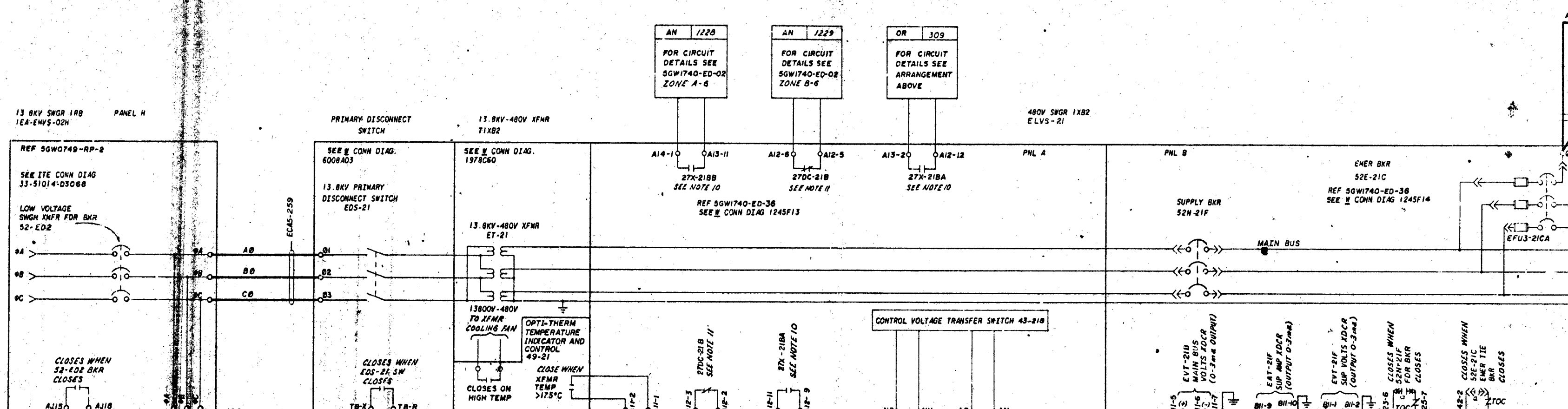
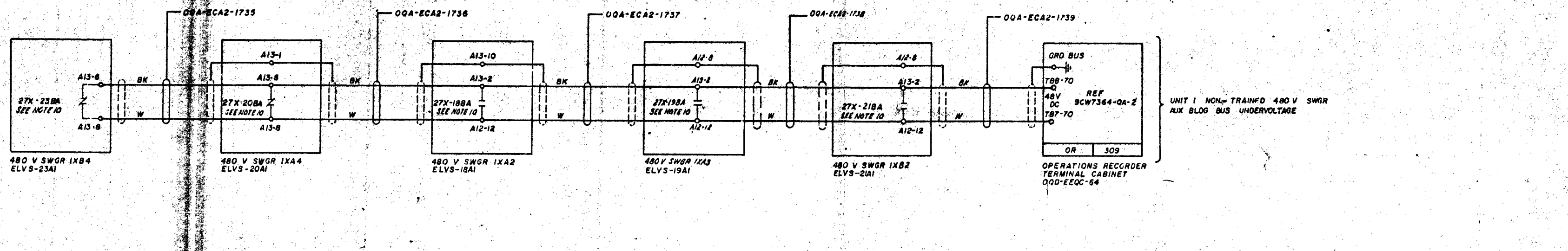


A
B
C
D
E
F
G

NOTES:
1. FOR NOTES AND SYMBOLS SEE SHEET 01.



PRC
APERTURE
CARD

1	856	11-20-82	12044	1AD1	1A1	1A1	1A1	1A1	1A1
MODIFIED SEAMS ARRANGEMENT, REMOVED COL B EL									
2	856	8-27-77	12044	1AD1	1A1	1A1	1A1	1A1	1A1
MINOR CHANGES									
3	856	7-17-78	12044	1AD1	1A1	1A1	1A1	1A1	1A1
ADDED SEAMS CABLES AND INFORMATION, REV BKR ORNT AND OPERATIONAL INFORMATION									
4	856	8-27-77	12044	1AD1	1A1	1A1	1A1	1A1	1A1
REVISED SEAMS CABLES AND INFORMATION									
5	856	8-27-77	12044	1AD1	1A1	1A1	1A1	1A1	1A1
REVISED SEAMS CABLES AND INFORMATION									
6	856	8-27-77	12044	1AD1	1A1	1A1	1A1	1A1	1A1
REVISED SEAMS CABLES AND INFORMATION									

GENERAL UNIT 1

SYSTEM SCHEMATIC
480V NORMAL AC AUXILIARY
POWER DISTRIBUTION SYSTEM

BELLEFONTE NUCLEAR PLANT
TENNESSEE VALLEY AUTHORITY
DIVISION OF ENGINEERING DESIGN

DESIGNED BY	REVISED BY	APPROVED BY
Checked # 50-438	Control # 8304650596	Date 7-25-83
REGULATORY DOCKET FILE		

INSPECTED AND APPROVED FOR ISSUE

DESIGN PROJECT MANAGER

KNOXVILLE 11-27-82

SGW1740-ED-03

LOW VOLTAGE SWGR IXB2