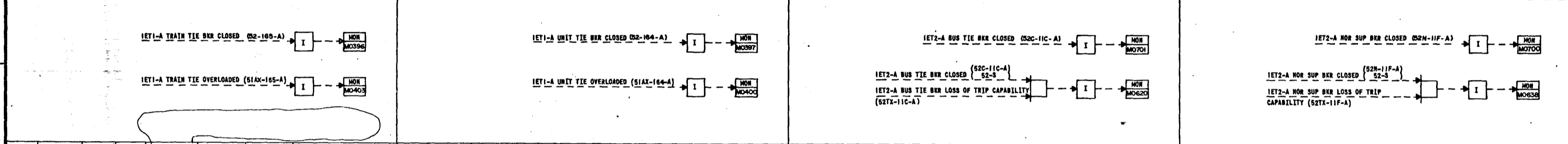
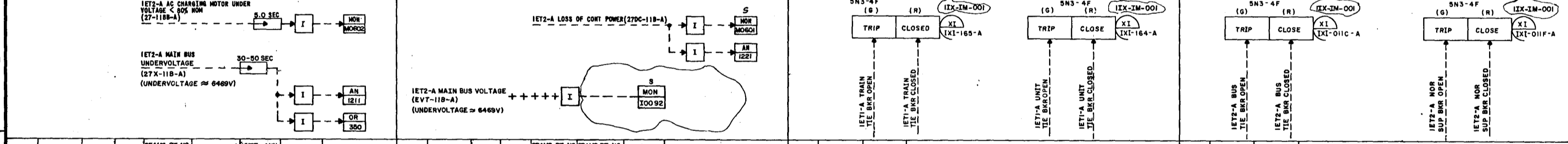


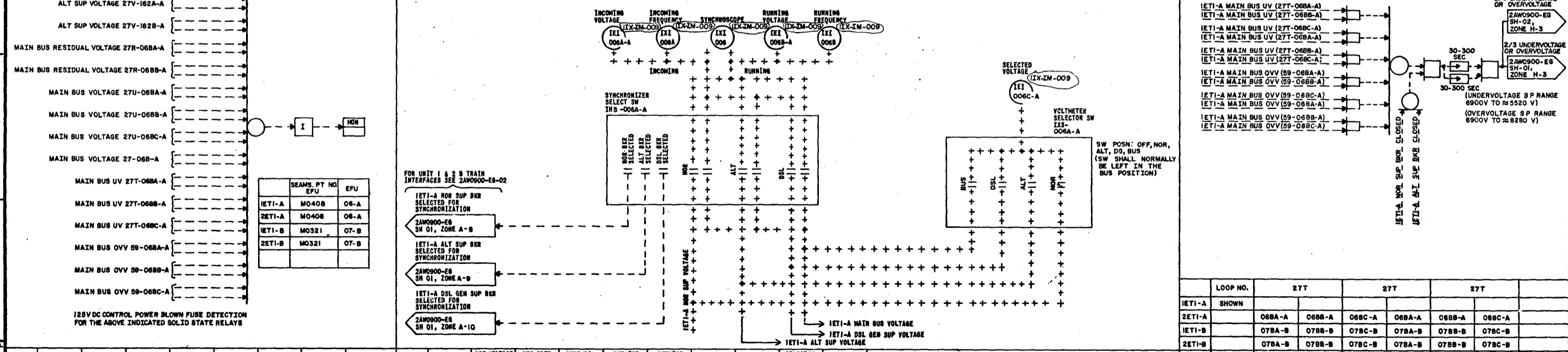
LOOP NO.	52	ECS	5061	5063	0680	0681	068A
1E1-A	SHOWN						
2E1-A	265-A	265-A	265-A	265-A	068A-A	261-A	262-A
1E1-B	175-B	175-B	175-B	175-B	078A-B	171-B	172-B
2E1-B	275-B	275-B	275-B	275-B	078A-B	271-B	272-B



LOOP NO.	52	51AX	SEAMS PT NO 52	SEAMS PT NO 51AX
1E1-A	SHOWN			
2E1-A	265-A	265-A	MO961	MO963
1E1-B	175-B	175-B	MO341	MO322
2E1-B	275-B	275-B	MO962	MO964



LOOP NO.	27	27X	SEAMS PT NO 27	UNIT ANN PT NO.	ORA PT NO.
1E2-A	SHOWN				
2E2-A	113-A	118-A	MO608	1211	379
1E2-B	128-B	128-B	MO609	1212	351
2E2-B	128-B	128-B	MO609	1212	360



LOOP NO.	INC VOLTAGE (1E1)	INC FREQ (1E1)	SYNCHRO (1E1)	RUNNING VOLTAGE (1E1)	RUNNING FREQ (1E1)	(1E1)	SELECTED VOLTAGE (1E1)	(1E1)
1E1-A	162A-A	162B-A	068A-A	068B-A	068A-A	068B-A	068C-A	068-A
2E1-A	262A-A	262B-A	068A-A	068B-A	068A-A	068B-A	068C-A	068-A
1E1-B	172A-B	172B-B	078A-B	078B-B	078A-B	078B-B	078C-B	078-B
2E1-B	272A-B	272B-B	078A-B	078B-B	078A-B	078B-B	078C-B	078-B

NOTES:
1. FOR GENERAL NOTES AND REFERENCE DRAWINGS SEE 2AW0900-EG-01.

Docket # 50-473
Control # 3202080064
Date 3/20/02 of Document
REGULATORY DOCKET FILE

SYMBOLS:
LEC - LOGIC ELEMENT CONTROLLER
UMH - UNIVERSAL MISCELLANEOUS MODULE
TDM - TIME DELAY & MEMORY MODULE
I - ISOLATOR
OR - OPERATIONS RECORDER

APERTURE CARD

3	SI	12-2-90	REMOVED SEAMS SOFTWARE & MONITORING FOR TRAIN TIE BKR
4	SI	4-26-97	INCORPORATED NEW, MODIFIED DESIGN REQUIREMENTS FOR BUS TRANSFERS & VOLTAGE ANN POINTS. MINOR CHANGES. PHOTO REPRO-ORIG DESTROYED.
1	SI	4-5-78	CHANGED LAID NO. OF SYN EGMT-ADDED MONITORING SYS PT NO. MADE MINOR REVISIONS - PER EGM SI.

POWERHOUSE
UNIT 1&2
CONTROL LOGIC & SSCS INTERFACE
6.9KV CLASS IE AC AUX POWER
DISTRIBUTION SYSTEM

BELLEFONTE NUCLEAR PLANT
TENNESSEE VALLEY AUTHORITY
DIVISION OF ENGINEERING DESIGN

INSPECTED AND APPROVED FOR ISSU
DESIGN PROJECT MANAGER

NOVEMBER 3-19-77 88 E 2AW0900-EG-04 R3
RECORD DRAWING AS CONSTRUCTED